

**BUREAU of INDIAN AFFAIRS  
INDIAN HIGHWAY SAFETY PROGRAM**



***FY 2012***  
***Annual Report***

*1001 Indian School Road, NW – Suite 251  
Albuquerque, New Mexico 87104*



# Table of Contents

Mission Statement .....3

Vision Statement .....3

Introduction .....3

FY12 Required Tribal Project Reports .....4

FY12 IHSP 402 Expenditures .....4

IHSP Goals for FY12 .....5

Impaired Driving Program Area..... 10

Occupant Protection Program Area..... 11

Police Traffic Services Program Area.....12

Mobilizations .....61

Looking to the Future ..... 64



## **Mission Statement**

To reduce the number and severity of traffic crashes in Indian Country by supporting Education, Enforcement, and Engineering, as well as safe tribal community programs.

## **Vision Statement**

To create a safe tribal community environment where roadways in Indian Country are safe for all.

## **Introduction**

According to the 2010 U.S. Census, the United States is home to 308,745,538 people. Of these individuals, approximately 2,932,248, 0.9%, identify themselves as American Indian and/or Alaska Native. Consistent with the general population in the United States, the largest age group for American Indian/Alaska Natives is 35-44 years of age. These American Indians/Alaska Natives represent over 560 Tribes throughout the country.

Despite their small ethnicity numbers, American Indians/Alaska Natives continue to be killed and injured in traffic crashes at rates that are 2 to 3 times that of other ethnic groups and that of the national average.

Because the Tribes that comprise the Indian Nation are geographically spread throughout the United States, it is extremely difficult to affect change in motor vehicle deaths in each of them. Each Tribe is unique in its heritage, language and lifestyle. The lack of motor vehicle crash data and Tribal reporting are areas of continual struggle.

The FY12 Request for Proposal (RFP) was mailed to the Tribal Leaders of all federally recognized Tribes in the United States in February 2011. Prospective applicants were required to submit proposals no later than May 1, 2011. The IHSP received 41 tribal project proposals for FY12.

A Selection Committee met in June of 2011 to review and score all proposals. This Selection Committee was comprised of representatives from the National Highway Traffic Safety Administration, Bureau of Indian Affairs Indian Highway Safety Program, Indian Health Service, Office of Justice Services, and a representative from the New Mexico Highway Safety Office. 30 Tribal highway safety projects were included in the FY12 Highway Safety Plan submitted to NHTSA for final approval. NHTSA approved 26 Projects for funding.

The approved IHSP projects for FY12 consisted of 26 enforcement grants, for Tribes in 8 different states, in the program areas of Police Traffic Services and Overtime enforcement.

These Tribes included some of the largest Tribes in the country. All data provided is based upon statistics submitted from 26 Tribal projects.

The IHSP functioned during FY12 with a Program Director, Program Coordinator, a Finance Analyst (for 5 months) and a Law Enforcement Assistant.

### **FY12 Required Reports**

In FY12, the IHSP staff was tasked with managing the 26 Tribal projects throughout the year. Each month, the Tribal projects were required to submit a narrative report on the progress of their individual performance measures as well as a Request for Reimbursement.

For FY12, the IHSP staff reconciled and submitted to NHTSA for payment, a total of **316** Requests for Reimbursement. The dedicated IHSP staff reconciled and submitted all Tribal payments to NHTSA before the deadline of December 31, 2012. Because of a recent transition by BIA to a new finance system (FBMS), the final P&A Request for Reimbursement was not able to be submitted to NHTSA for payment and an extension was requested and granted.

### **FY12 IHSP 402 Expenditures**

The IHSP expended a total of **(this amount will be added after final closeout)** in FY12 for Tribal Highway Safety Projects, BAT Mobile operation and maintenance costs and Planning and Administration.

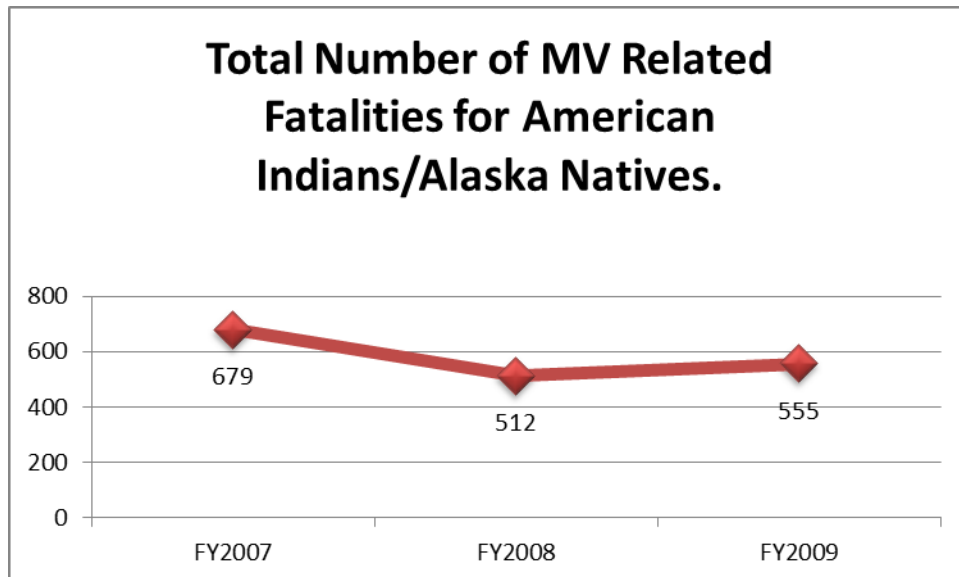
## IHSP Goals for FY12

### Overall Program Goal:

To reduce death and injury rates resulting from traffic crashes among Indian Tribes and on the reservations within the United States.

To reduce the number of fatalities in Indian Country by 5% from the 2009 FARS number of 178 to 169 by the end of FY12.

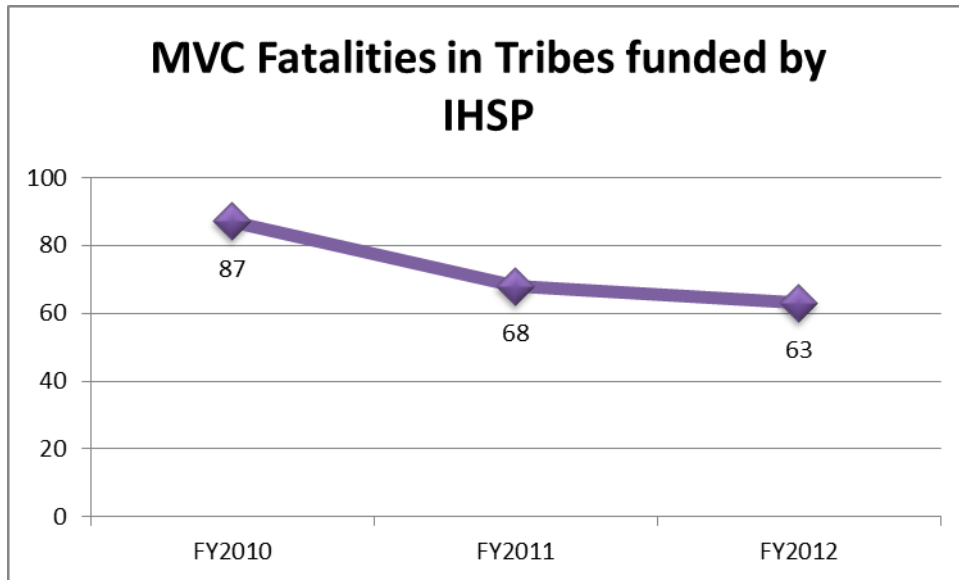
For the year 2009 (latest year of available data), the NHTSA data system, Fatality Analysis Reporting System (FARS) reports that **555** Native Americans were killed in motor vehicle crashes.



*IHSP funded 26 Tribes in FY12. These 26 Tribes reported a total of **63** motor vehicle crash (MVC) fatalities on their reservations. In FY11, there were **68** reported MVC fatalities from the 33 Tribes funded by IHSP. **87** MVC fatalities were reported in FY10 from 33 Tribes.*

The 3 Tribes with the highest number of MVC fatalities in FY11 (24) were:

White Earth (Minnesota)	-	11 fatalities
White Mountain (Arizona)	-	7 fatalities
Oglala Sioux Tribe (South Dakota)	-	6 fatalities



These 3 Tribes alone accounted for 36% of the 68 motor vehicle crash fatalities.

The 3 Tribes with the highest number of MVC fatalities in FY12 (total of 27 MVC fatalities) were:

Oglala Sioux Tribe (South Dakota)	-	11 fatalities
White Earth (Minnesota)	-	8 fatalities
Sisseton-Wahpeton (South Dakota)	-	8 fatalities

These 3 Tribes accounted for 42% of the 63 motor vehicle crash fatalities.

### **Planning & Administration:**

The goal of the BIA IHSP is to effectively administer highway safety funds, offer technical assistance to all Tribes requesting assistance and monitor funded projects.

The BIA IHSP planned to initiate highway safety related projects with not less than 30 Tribes by the end of FY12.

*While the BIA IHSP awarded only 26 project grants in FY12, services and technical assistance were provided to approximately 75 Tribes throughout the country. This was accomplished by providing media materials for the impaired driving and safety belt mobilizations.*

## Impaired Driving:

The BIA IHSP planned to reduce the incidence of impaired driving by increasing DUI arrests within the participating Tribes by 15% from the FY10 total of 5,278 to 6,070 by the end of FY12. (Self-reported numbers by Tribes)

*26 Tribes funded by the BIA IHSP in FY12 reported **4,056** (66%) DUI/DWI/OWI arrests. The shortage may be attributed to four Tribes (Three Affiliated, Rocky Boy, Lac du Flambeau and Colville) not participating after being included in the highway safety plan and the effectiveness of the impaired driving messages reaching Tribal members on reservations.*

The 5 Tribes with the highest number of DUI arrests in FY12 are as follows:

Oglala Sioux	- 614
Salt River (OT)	- 529
Cheyenne River Sioux	- 458
Fort Peck	- 439
Red Lake	- 321

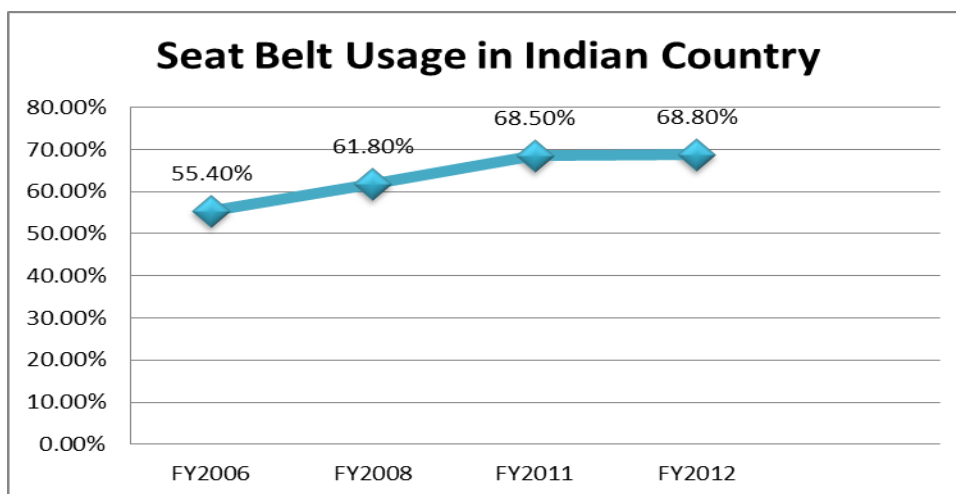
Performance Measure to be tracked: Number of fatalities involving a driver or motorcycle operator with .08+ BAC.

*The 26 funded Tribes reported a total of **26** fatalities (41%) with drivers with .08+ BAC.*

*The 26 funded Tribes reported a total of **40** fatalities (63%) that were alcohol related.*

## Occupant Protection:

The BIA IHSP planned to increase safety belt usage rates in Indian Country from the “national” Indian Country rate of 64.8% (FY2009 and FY2010) to 67.8% by the end of FY12.



*In November 2012, Preusser Research Group, Inc., shared the preliminary estimate for the “FY12 Indian Nations” report with IHSP staff. The overall safety belt use has increased to **68.8%**.*

The BIA IHSP planned to increase the number of Tribes participating and reporting in the *Click It or Ticket* national mobilization from 30 to 50 by the end of FY12.

*43 Tribal and BIA police agencies signed up to participate in the **Click It or Ticket** national safety belt mobilization and reported statistics on activity reports.*

Performance Measure to be tracked: Number of seat belt citations issued during grant-funded enforcement activities.

*The 26 Tribes funded by the BIA IHSP in FY12 reported issuing a total of **3,173** safety belt violations and **696** child passenger safety violation citations throughout the project year.*

### **Police Traffic Services:**

The BIA IHSP planned to reduce the number of speed related fatalities on Indian Reservations by 10% from the 2009 total of 58 to 52.

*The 26 Tribes funded by the BIA IHSP in FY12 reported a total of **14** speed-related motor vehicle fatalities on their reservations during the project year.*

The BIA IHSP planned to increase the number of citations issued for speed by 10% from the FY10 total of 33,802 to 37,182 within the participating Tribes by the end of FY12.

*26 Tribes funded by the BIA IHSP in FY12 reported **31,037** speed citations being issued during the project year.*

The BIA IHSP planned to increase the number of citations issued for other moving violations by 10% from the FY10 total of 36,977 to 40,674 within the participating Tribes by the end of FY12.

*26 Tribes funded by the BIA IHSP in FY12 reported **61,203** traffic violation citations (including speed), substantially exceeding the goal.*

The 5 Tribes with the highest number of speed citations in FY12 were:

Isleta Pueblo	- 5,442
Tesuque Pueblo	- 3,829 (participated 10 months of the project year)
Salt River (OT)	- 2,886
Laguna Pueblo	- 2,709
Jemez Pueblo	- 1,798



The 5 Tribes with the highest number of total traffic violation citations in FY12 were:

Salt River (OT)	- 9,975
Isleta Pueblo	- 9,962
Laguna Pueblo	- 4,940
Oglala Sioux	- 4,473
Tesuque Pueblo	- 4,176 (participated 10 months of the project year)

Performance Measure to be tracked: Number of un-helmeted motorcyclist fatalities.

*Number of motorcyclist fatalities reported by the 26 funded Tribes was 4.  
Number of un-helmeted motorcyclists was 3.*

Performance Measure to be tracked: Number of drivers age 20 or younger involved in fatal crashes.

*Number of fatalities involving drivers age 20 or younger in FY12 reported by the Tribes was 6. 14 were reported in FY11.*

Performance Measure to be tracked: Number of pedestrian fatalities.

Number of pedestrian fatalities reported by 26 Tribes in FY12 was 7 (11%).  
Number of pedestrian fatalities reported by 33 Tribes in FY11 was 8 (11.8%).

Pedestrian fatalities were reported for the following Tribes:

Red Lake (Minnesota)	-	2
Fort Peck (Montana)	-	1
Oglala Sioux Tribe (South Dakota)	-	1
Colorado River (Arizona)	-	1
Leech Lake (Minnesota)	-	1
Salt River (Arizona)	-	1

### **Traffic Records:**

The BIA IHSP planned to establish TR systems, collecting all traffic crash data on not less than 10 reservations and to update and implement the goals of the multi-year Traffic Records Strategic Plan, as submitted to NHTSA, based on the Section 408 application and to conduct an Indian State Traffic Records Assessment by the end of FY12.

*The BIA IHSP fully realizes the importance of Traffic Records and looks forward to reactivating the Tribal Traffic Records Coordinating Committee and submitting an updated Traffic Records Plan to NHTSA for approval in FY2013.*

## IMPAIRED DRIVING Program Area

The BIA Indian Highway Safety Program has over the years funded many projects aimed at reducing the high rates of drinking and driving on the reservations. We also remain committed to providing training, educational materials and equipment necessary to assist tribal law enforcement officers and police departments in their efforts to remove drunk drivers from the roadways.

All funded projects in FY12 signed a commitment to participate in all national traffic safety campaigns. Tribes were also required to participate in, and report on, the “*Don’t Shatter the Dream*”, Indian State Impaired Driving Mobilization. Funded Tribes participated by conducting checkpoints, saturation patrols and/or enhanced enforcement. Extra funding was added to each project budget for high visibility enforcement throughout the year.

The BIA IHSP would like to provide checkpoint equipment for Tribes so they are able to safely conduct checkpoints on their reservations.

Each of the tribal projects funded in FY12 had an alcohol related performance measure.

### **Impaired Driving** Program Area Goal:

The BIA IHSP planned to reduce the incidence of impaired driving by increasing DUI arrests within the participating Tribes by 15% from the FY10 total of 5,278 to 6,070 by the end of FY12. (Self-reported numbers by Tribes)

26 Tribes funded by the BIA IHSP in FY12 reported **4,056** DUI/DWI/OWIs. While this number is short of the goal, it speaks to the fact that the impaired driving messages being advertised to Tribal members are working. Many Tribes report a huge increase in Designated Drivers and a lack of traffic on nights checkpoints are advertised.

The 26 Tribes funded by the BIA IHSP in FY12 reported conducting a total of **213** checkpoints during the project year. This is a slight decrease in checkpoints from the number of **216** conducted in FY11 and is a result of fewer Tribal projects in FY12. **193** checkpoints were conducted in FY2010. The White Earth, Leech Lake, and Upper Sioux Tribes in Minnesota could not conduct sobriety checkpoints as state law does not permit but did participate in the **1,610** saturation patrols reported by 26 Tribes in FY12. 33 Tribes reported conducting **1,460** saturation patrols in FY11.

### **Note:**

For each Tribal project, the Reservation Population and Land Base information is from *Tiller’s Guide to Indian Country*, updated with 2010 Census data with the exception of the Ramah-Navajo and Upper Sioux Tribes.

## **OCCUPANT PROTECTION Program Area**

Motor vehicle crashes are the leading cause of death and injuries to Native Americans in the United States. Native Americans are killed at rates at least twice that of all other ethnic groups in this country. These high death rates can be attributed to a number of factors including the low and non-use of safety belts and child passenger safety restraint usage on the reservations.

### **Occupant Protection Program Area Goal:**

The BIA IHSP planned to increase safety belt usage rates in Indian Country from the “national” Indian Country rate of 64.8% to 67.8% by the end of FY12.

In November 2012, Preusser Research Group, Inc., shared the preliminary estimate for the “FY12 Indian Nations” report with IHSP staff. The overall safety belt use has increased to **68.8%**.

The safety belt rate for Indian Country has been steadily increasing. In 2006, the first baseline tribal reservation safety belt use rate was 55.4%. Indian Country is now at 68.8%, a 13.4% increase! While we are still lower than the national rate, there has been progress made in Indian Country.

### **Child Passenger Safety**

For several years, the BIA IHSP collaborated with the Indian Health Service in providing child passenger safety (cps) seats for Native American children and support (child safety seats and materials) for clinics, checkpoints and fitting stations for those Tribes working with their respective Indian Health Service Injury Prevention Specialists.

In FY12, the BIA IHSP did not award any Child Passenger Safety grants to any Tribes because of the high-risk status of the BIA IHSP. The IHSP will work to award CPS grants to Tribes in FY2013.

## **POLICE TRAFFIC SERVICES Program Area**

The BIA Indian Highway Safety Program has remained committed to providing the necessary tools and training that Tribal law enforcement departments need in order to effectively enforce traffic laws and ordinances.

All Tribal law enforcement agencies funded in FY12 signed commitments to participate in all national mobilizations as well as enhanced enforcement at other times of the year. Additionally, extra funding was added to each project so they could conduct high visibility enforcement throughout the year.

As we have for many years, the BIA IHSP staff depends on the NHTSA Region 6 Media Consultant to provide PI&E information so information may be distributed to Tribes nationwide. It is invaluable during the national mobilizations the Tribes are required to participate in.

Although the BIA IHSP was not in a position to advertise and hire for the services of two Law Enforcement Liaisons (LELS) in FY12, two LELs will be hired in early 2013. The LELs will be able to provide outreach to some of the largest Tribes not already being funded by the BIA IHSP.

### **Police Traffic Services (PTS) Program Area Goal:**

To reduce the number of speed related fatalities on Indian Reservations by 10% from the 2009 total of 58 to 52.

*The 26 Tribes funded by the BIA IHSP in FY12 reported a total of **14** speed-related motor vehicle fatalities on their reservations during the project year.*

To increase the number of citations issued for speed by 10% from the FY10 total of 33,802 to 37,182.

*26 Tribes funded by the BIA IHSP in FY12 reported **31,037** speed citations being issued during the project year.*

To increase the number of citations issued for other moving violations by 10% from the FY10 total of 36,977 to 40,674 within the participating Tribes by the end of FY12.

*26 Tribes funded by the BIA IHSP in FY12 reported **61,203** traffic violation citations (including speed), substantially exceeding the goal.*

To decrease the number of AI/AN motorcyclist fatalities by 5% from the 2009 FARS number of 27 to 26 by the end of FY12.

*Number of motorcyclist fatalities reported by the 26 funded Tribes was 4.*

*Number of un-helmeted motorcyclists was 3.*

To decrease the number of AI/AN pedestrian fatalities o reservations by 5% from the 2009 FARS number of 21 to 20 by the end of FY12.

*Number of pedestrian fatalities reported by 26 Tribes in FY12 was 7 (11%).*

**All traffic statistics provided in this FY12 BIA IHSP Annual Report are self-reported statistics provided to the BIA IHSP directly by the Tribes.**

## PT-12-03 - Fort Peck Tribe (Montana)

Reservation Population: 10,321

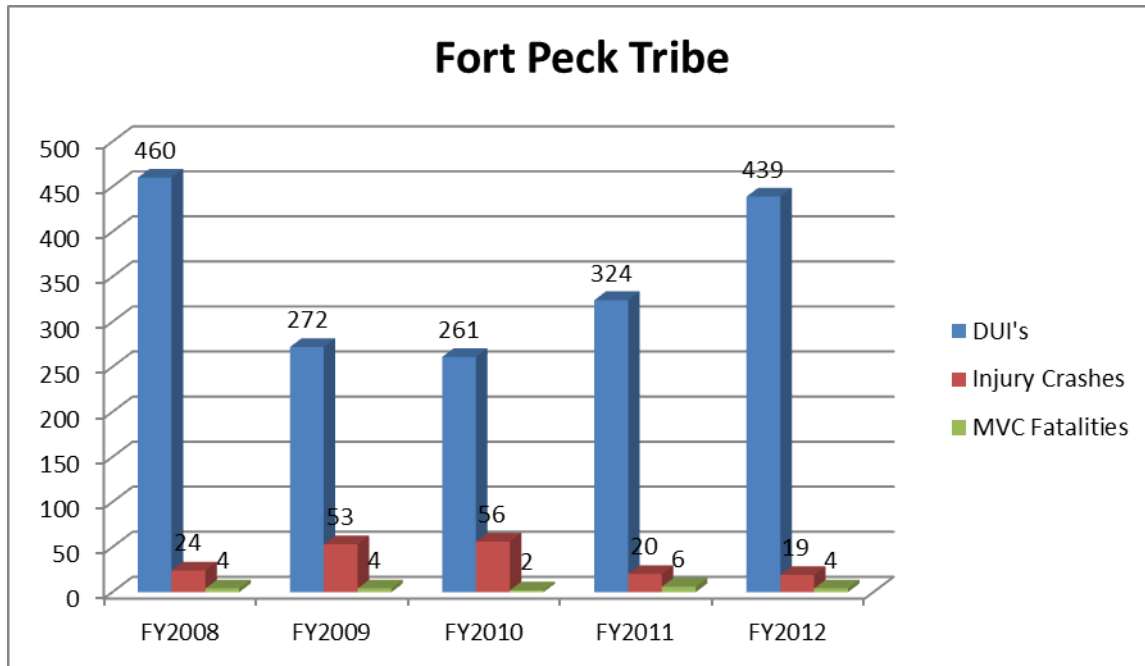
Land Base: 937,047 acres

Road Miles: 2,427

This project was funded for two (2) full-time Highway Safety Officers and one (1) full-time Data Clerk.

Law Enforcement: Tribal

Years Funded by IHSP: FY2008/FY2009/FY2010/FY2011



### PERFORMANCE MEASURES:

1. To maintain or reduce the number of motor vehicle related fatalities on the Fort Peck Reservation at the FY10 number of 1 by the end of FY12.

**Total number of motor vehicle crash fatalities in FY12 (Oct 1 2011 – Sept 30 2012): 4**

2. To decrease the number of motor vehicle crashes by 20% from the FY10 number of 70 to 56 by the end of FY12.

**Total number of motor vehicle crashes in FY12: 75**

**Total number of MVC fatalities: 4**

**Total number of alcohol-related MVC fatalities: 4**

**Total number of speed-related MVC fatalities: 2**

**Total number of MVC fatalities with .08+ BAC: Unknown**

<b>Total number of MVC fatalities with driver &lt; age 20:</b>	<b>0</b>
<b>Of total number of MVC fatalities, how many used seat belt:</b>	<b>0</b>
<b>Total number of motorcycle fatalities:</b>	<b>0</b>
<b>Total number of un-helmeted motorcycle fatalities:</b>	<b>0</b>
<b>Total number of pedestrian fatalities:</b>	<b>1</b>
<b>Total number of motor vehicle crashes:</b>	<b>75</b>
<b>Total number of injury MVCs:</b>	<b>19</b>
<b>Total number of alcohol-related MVCs:</b>	<b>32</b>
<b>Total number of speed-related MVCs:</b>	<b>10</b>
<b>Total number of traffic citations:</b>	<b>1940</b>
<b>Total number of traffic citations issued by HSOs:</b>	<b>973</b>
<b>Total number of DUI citations issued:</b>	<b>439</b>
<b>Total number of DUIs issued by HSOs:</b>	<b>76</b>
<b>Total number of speed citations issued:</b>	<b>556</b>
<b>Total number of speed citations issued by HSOs:</b>	<b>498</b>
<b>Total number of seat belt citations:</b>	<b>602</b>
<b>Total number of CPS citations:</b>	<b>119</b>
<b>Total number of traffic safety presentations (community/school):</b>	<b>30</b>

**SUMMARY:**

The Fort Peck Highway Safety project reported a decrease in motor vehicle crash fatalities from the FY11 number of 5 to 4 in FY12. In FY12, all of the MVC fatalities were alcohol related, 50% involved excessive speed and none were using seat belts.

Injury crashes have decreased significantly from 56 in FY10, to 20 in FY11 to 19 in FY12. DUIs have also increased from 261 in FY10, to 324 in FY11 to 439 in FY12.

The Highway Safety Officers reported conducting 30 community and/or school traffic safety presentations in FY12. They also used the BAT Mobile many times throughout the project year during multi-jurisdictional checkpoints.

During FY12, the Fort Peck Highway Safety Program conducted: **38** checkpoints  
**18** saturation patrols

Safety Belt Law: **Primary** (law passed in March of 2009)

Tribal BAC Law: **.08**

Traffic Statistics Software: **CISCO** software system is used to collect traffic statistics



## PT-12-04 – Jemez Pueblo (New Mexico)

Reservation Population: 1,815

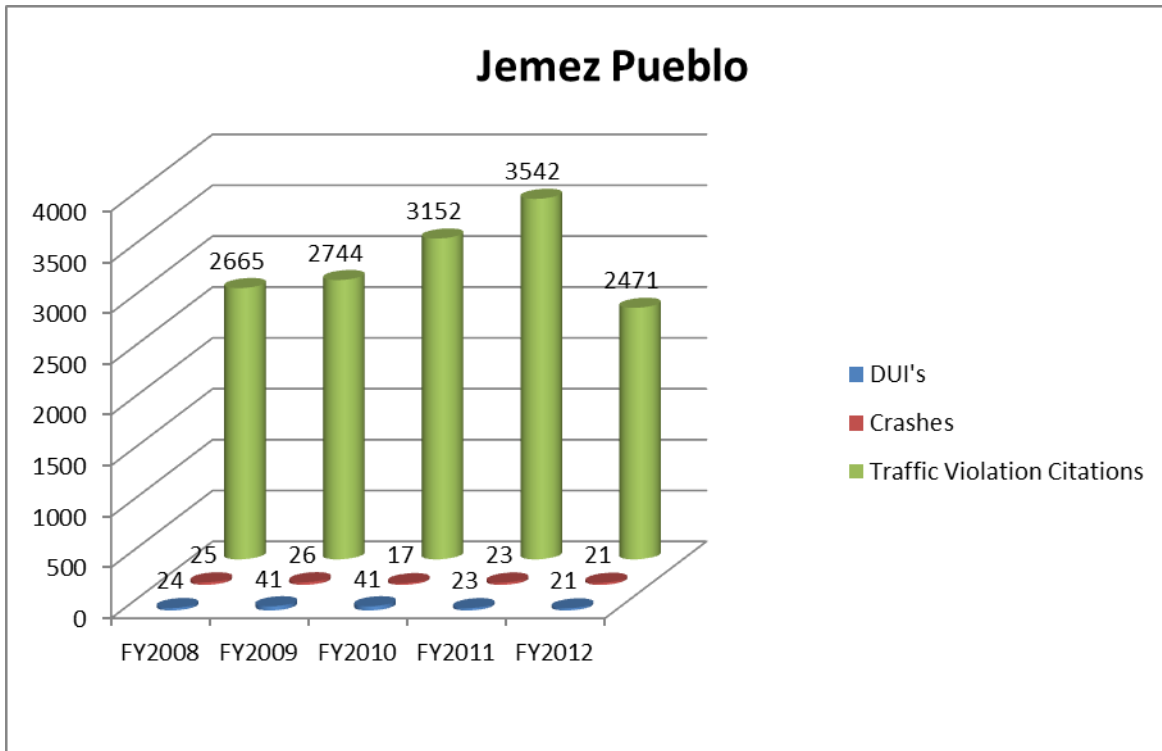
Land Base: 89,623 acres

Road Miles: 170.1

This project was funded for one (1) full-time Highway Safety Officer.

Law Enforcement: Tribal

Years Funded by IHSP: FY2005/FY2006/FY2007/FY2008/FY2009/FY2010/FY2011



### PERFORMANCE MEASURE:

1. To maintain, or reduce, the number of motor vehicle related fatalities on the Jemez Pueblo at the FY10 number of 1, or less, by the end of FY12.

**Total number of motor vehicle crash fatalities in FY12 (Oct 1, 2011 – Sept 30, 2012): 0**

2. To decrease motor vehicle related crashes by 15% from the FY10 number of 17 to 14 by the end of FY12.

**Total number of motor vehicle crashes in FY12: 21**

**Total number of MVC fatalities: 0**

**Total number of alcohol-related MVC fatalities: 0**

**Total number of speed-related MVC fatalities: 0**

<i><b>Total number of MVC fatalities with .08+ BAC:</b></i>	<b>0</b>
<i><b>Total number of MVC fatalities with driver &lt; age 20:</b></i>	<b>0</b>
<i><b>Of total number of MVC fatalities, how many used seat belt:</b></i>	<b>0</b>
<i><b>Total number of motorcycle fatalities:</b></i>	<b>0</b>
<i><b>Total number of un-helmeted motorcycle fatalities:</b></i>	<b>0</b>
<i><b>Total number of pedestrian fatalities:</b></i>	<b>0</b>
<i><b>Total number of motor vehicle crashes:</b></i>	<b>21</b>
<i><b>Total number of injury MVCs:</b></i>	<b>6</b>
<i><b>Total number of alcohol-related MVCs:</b></i>	<b>1</b>
<i><b>Total number of speed-related MVCs:</b></i>	<b>0</b>
<i><b>Total number of traffic citations:</b></i>	<b>2471</b>
<i><b>Total number of traffic citations issued by HSO:</b></i>	<b>285</b>
<i><b>Total number of DUI citations issued:</b></i>	<b>21</b>
<i><b>Total number of DUIs issued by HSO:</b></i>	<b>9</b>
<i><b>Total number of speed citations in FY12:</b></i>	<b>1798</b>
<i><b>Total number of speed citations issued by HSO:</b></i>	<b>584</b>
<i><b>Total number of seat belt citations:</b></i>	<b>52</b>
<i><b>Total number of CPS citations:</b></i>	<b>21</b>
<i><b>Total number of traffic safety presentations (community/school):</b></i>	<b>3</b>

### **SUMMARY:**

The overall number of crashes decreased 10% from the FY11 number of 23 to 21 in FY12. 28.6% (6) of the crashes were injury crashes; however most crashes involved animals such as cows or horses.

DUI arrests were down slightly from FY11, from 23 to 21 in FY12. Traffic violation citations decreased almost 30% from 3,542 in FY11 to 2,471 in FY12.

During FY12, the Jemez Pueblo Highway Safety Program conducted: **1** checkpoint  
**21** saturation patrols

Safety Belt Law: **Primary** (law passed in 2004)

Tribal BAC Law: **.08**

Traffic Statistics Software: **CISCO** traffic records software

## PT-12-05 – Cheyenne River Sioux Tribe (South Dakota)

Reservation Population: 8,500

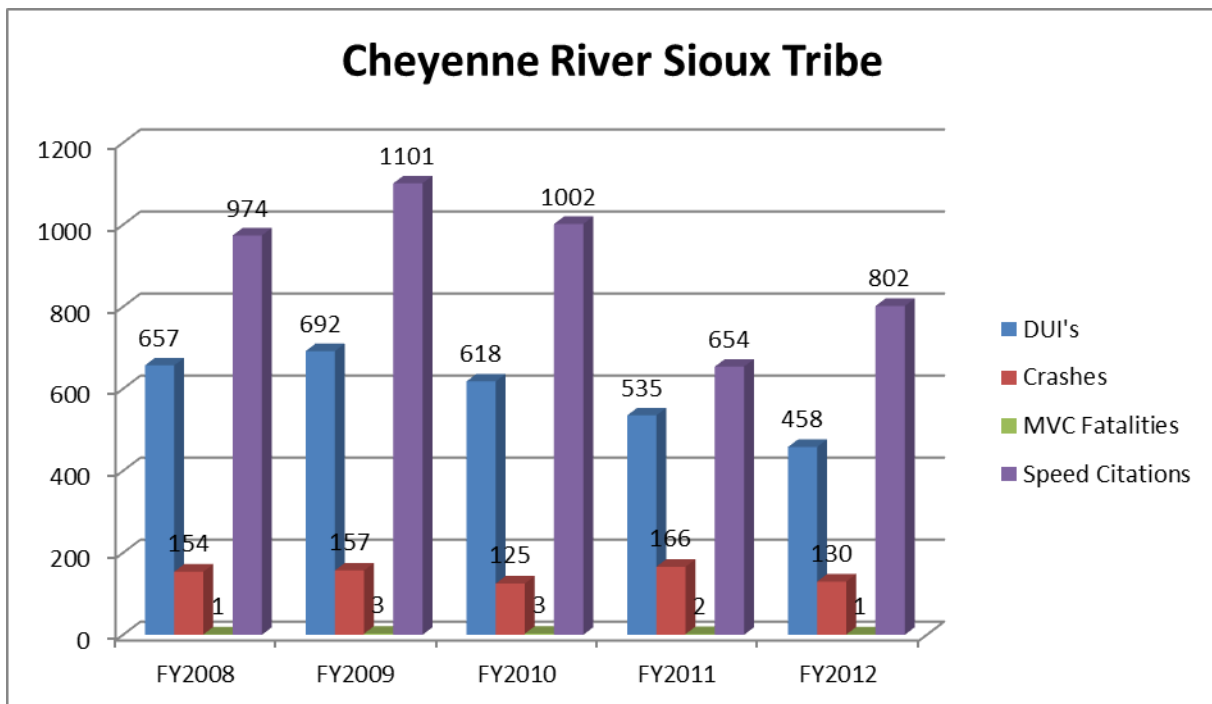
Land Base: 2.8 million acres

Road Miles: 1,105

This project was funded for two (2) full-time Highway Safety Officers and one (1) full-time Data Clerk.

Law Enforcement: Tribal

Years Funded by IHSP: FY2005/FY2006/FY2007/FY2008/FY2009/FY2010/FY2011



### PERFORMANCE MEASURES:

1. To decrease the number of motor vehicle crash fatalities by 65% from the FY10 number of 3 to 1 by the end of FY12.

**Total number motor vehicle crash fatalities in FY12 (Oct 1, 2011 – Sept 30, 2012): 1**

2. To reduce motor vehicle crashes by 20% from the FY10 number of 135 to 108 by the end of FY12.

**Total number of motor vehicle crashes in FY12: 130**

**Total number of MVC fatalities: 1**

**Total number of alcohol-related MVC fatalities: 0**

**Total number of speed-related MVC fatalities: 1**

**Total number of MVC fatalities with .08+ BAC: 0**

<i>Total number of MVC fatalities with driver &lt; age 20:</i>	<i>0</i>
<i>Of total number of MVC fatalities, how many used seat belt:</i>	<i>0</i>
<i>Total number of motorcycle fatalities:</i>	<i>0</i>
<i>Total number of un-helmeted motorcycle fatalities:</i>	<i>0</i>
<i>Total number of pedestrian fatalities:</i>	<i>0</i>
<i>Total number of motor vehicle crashes:</i>	<i>130</i>
<i>Total number of injury MVCs:</i>	<i>33</i>
<i>Total number of alcohol-related MVCs:</i>	<i>32</i>
<i>Total number of speed-related MVCs:</i>	<i>1</i>
<i>Total number of traffic citations:</i>	<i>2038</i>
<i>Total number of traffic citations issued by HSOs:</i>	<i>1615</i>
<i>Total number of DUI citations issued:</i>	<i>458</i>
<i>Total number of DUIs issued by HSOs:</i>	<i>215</i>
<i>Total number of speed citations:</i>	<i>802</i>
<i>Total number of speed citations issued by HSOs:</i>	<i>720</i>
<i>Total number of seat belt citations:</i>	<i>50</i>
<i>Total number of CPS citations:</i>	<i>0</i>
<i>Total number of traffic safety presentations (community/school):</i>	<i>6</i>

**SUMMARY:**

The Cheyenne River Sioux Highway Safety Program met one of their performance measures in FY12. They recorded one motor vehicle crash fatality. This fatality victim was a male who had just turned 20 years old. He was not wearing a seat belt, was texting and speeding.

Although they did not meet the goal of reducing crashes to 108 in FY12, motor vehicle crashes did decrease from 166 in FY11 to 130 in FY12. Of these crashes, 29 were animal related (cows, horses, deer and pheasants).

During FY12, the Cheyenne River Sioux Tribe Highway Safety Program conducted: **24** checkpoints  
**24** saturation patrols

Safety Belt Law: **Secondary**

Tribal BAC Law: **.10**

Traffic Statistics Software: **CISCO** Traffic Records software & Excel

## PT-12-06 – White Earth Tribe (Minnesota)

Reservation Population: 9,562

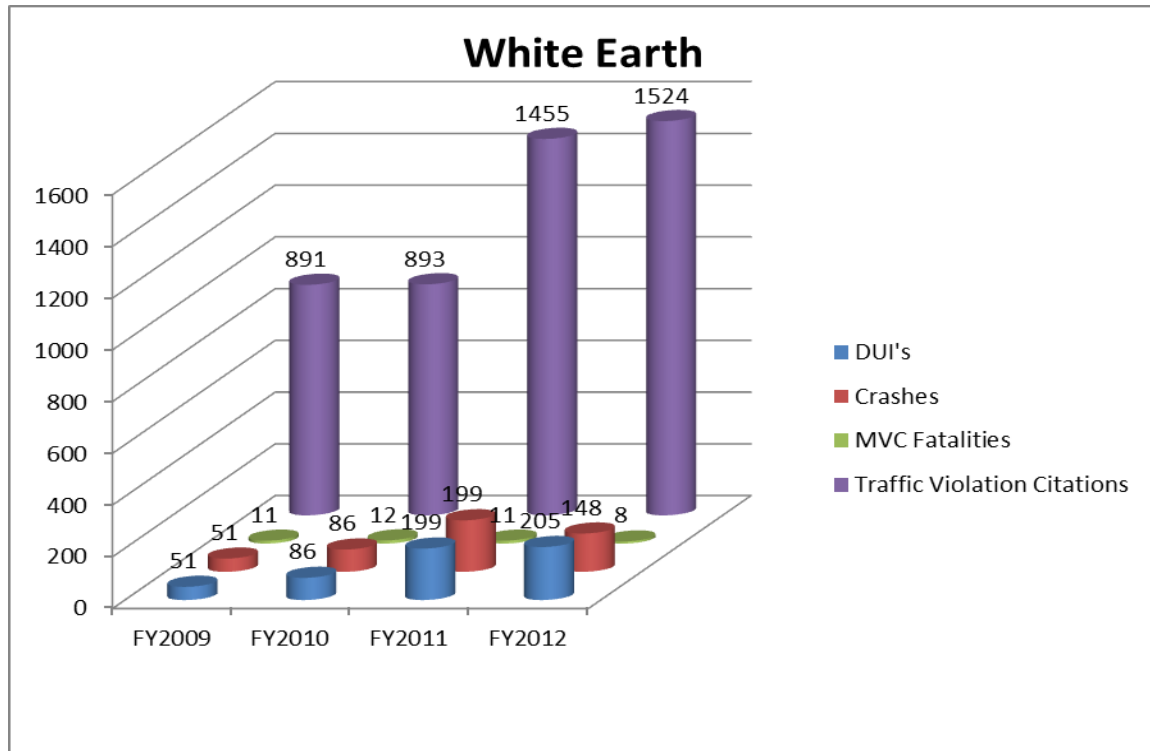
Land Base: 837,425 acres

Road Miles: 967

This project was funded for two (2) full-time Highway Safety Officers.

Law Enforcement: Tribal

Years Funded by IHSP: FY2008/FY2009/FY2010/FY2011



### PERFORMANCE MEASURES:

1. To reduce the number of motor vehicle crash fatalities by 50% from the FY10 number of 12 to 6 by the end of FY12.

**Total number of motor vehicle crash fatalities in FY12 (Oct 1, 2011 – Sept 30, 2012): 8**

2. To reduce the number of motor vehicle crashes by 25% from the FY10 number of 151 to 113 by the end of FY12.

**Total number of motor vehicle crashes in FY12: 148**

**Total number of MVC fatalities: 8**

**Total number of alcohol-related MVC fatalities: 5**

**Total number of speed-related MVC fatalities: 3**

Total number of MVC fatalities with .08+ BAC:	5
Total number of MVC fatalities with driver < age 20:	2
Of total number of MVC fatalities, how many used seat belt:	0
Total number of motorcycle fatalities:	0
Total number of un-helmeted motorcycle fatalities:	0
Total number of pedestrian fatalities:	0
Total number of motor vehicle crashes:	148
Total number of injury MVCs:	91
Total number of alcohol-related MVCs:	52
Total number of speed-related MVCs:	45
Total number of traffic citations:	1524
Total numbered of traffic citations issued by HSOs:	1033
Total number of DUI citations issued:	205
Total number of DUI citations issued by HSOs:	125
Total number of speed citations:	498
Total number of speed citations issued by HSOs:	346
Total number of seat belt citations:	222
Total number of CPS citations:	94
Total number of traffic safety presentations (community/school):	4

#### **SUMMARY:**

During the last four fiscal years (FY09/FY10/FY11/FY12) White Earth has had a total of **42** motor vehicle crash fatalities.

In FY12, White Earth reported 8 motor vehicle crash fatalities. Of the 8, 5 (62.5%) were alcohol related, 3 (37.5%) were speed related, 2 of the fatality drivers were under the age of 20 and none of the 8 people killed were wearing seat belts.

White Earth reported 91 injury crashes in FY12, down significantly (67%) from 135 in FY11. 52 (57%) of the injury crashes were alcohol related and 45 (49.4%) were speed related.

A total of 1,033 traffic violation citations were issued by the HSOs and 1,974 written warnings were issued during FY12.

During FY12, the White Earth Highway Safety Program conducted: **0** checkpoints  
**9** saturation patrols

Minnesota State Law does not allow for checkpoints to be conducted.

Safety Belt Law: **Primary** (passed in July 2008)  
Tribal BAC Law: **.08**  
Traffic Statistics Software: **TAC 10** (RMS System)

## PT-12-07 – Santa Clara Pueblo (New Mexico)

Reservation Population: 12,021

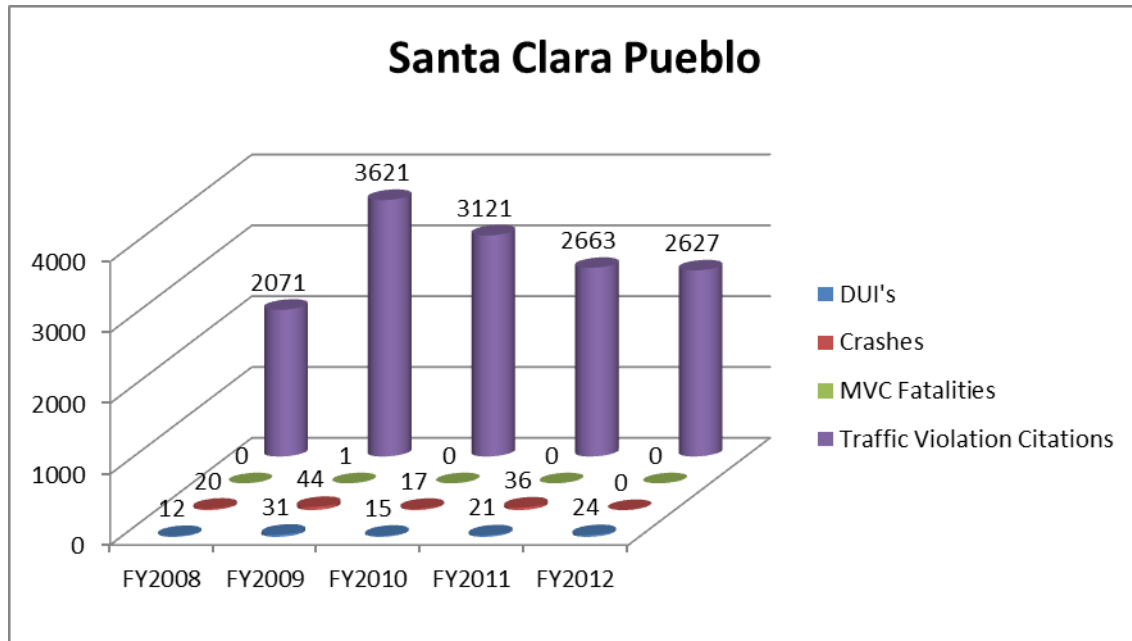
Land Base: 53,638 acres

Road Miles: 152

This project was funded for two (2) full-time Highway Safety Officers.

Law Enforcement: Tribal

Years Funded by IHSP: FY2007/FY2008/FY2009/FY2010/FY2011



### PERFORMANCE MEASURES:

1. To maintain the 2010 number of motor vehicle crash fatalities at 0 by the end of FY12.

**Total number of motor vehicle crash fatalities in FY12 (Oct 1, 2011– Sept 30, 2012): 0**

2. To reduce the number of motor vehicle crashes by 24% from the 2010 number of 41 to 31 by the end of FY12.

**Total number of motor vehicle crashes in FY12: 0**

**Total number of MVC fatalities: 0**

**Total number of alcohol-related MVC fatalities: 0**

**Total number of speed-related MVC fatalities: 0**

**Total number of MVC fatalities with .08+ BAC: 0**

**Total number of MVC fatalities with driver < age 20: 0**

**Of total number of MVC fatalities, how many used seat belt: 0**

**Total number of motorcycle fatalities: 0**

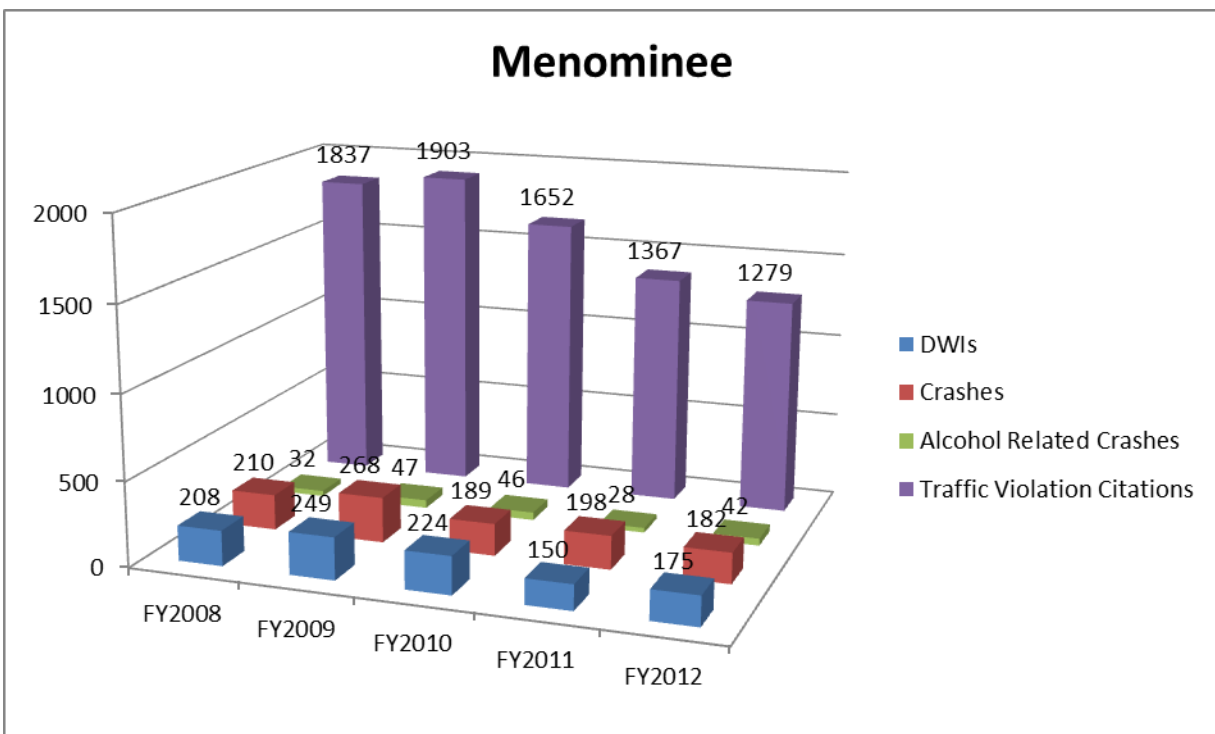




## PT-12-08 – Menominee Tribe (Wisconsin)

Reservation Population: 3,141  
 Land Base: 235,523 acres  
 Road Miles: 528

This project was funded for one (1) full-time Highway Safety Officer and one (1) full-time Data Clerk.  
 Law Enforcement: Tribal  
 Years Funded:  
 FY2001/FY2002/FY2003/FY2004/FY2005/FY2006/FY2007/FY2008/FY2009/FY2010/FY2011



### PERFORMANCE MEASURES:

1. To reduce the number of motor vehicle crash fatalities by 50% from the FY10 number of 2 to 1 by the end of FY12.

**Total number of motor vehicle crash fatalities in FY12 (Oct 1, 2011 – Sept 30, 2012): 1**

2. To reduce the number of motor vehicle crashes by 25% from the FY10 number of 189 to 142 by the end of FY12.

**Total number of motor vehicle crashes in FY12: 182**

**Total number of MVC fatalities: 1**

**Total number of alcohol-related MVC fatalities: 1**

**Total number of speed-related MVC fatalities: 1**

<b>Total number of MVC fatalities with .08+ BAC:</b>	<b>1</b>
<b>Total number of MVC fatalities with driver &lt; age 20:</b>	<b>1</b>
<b>Of total number of MVC fatalities, how many used seat belt:</b>	<b>0</b>
<b>Total number of motorcycle fatalities:</b>	<b>0</b>
<b>Total number of un-helmeted motorcycle fatalities:</b>	<b>0</b>
<b>Total number of pedestrian fatalities:</b>	<b>0</b>
<b>Total number of motor vehicle crashes:</b>	<b>182</b>
<b>Total number of injury MVCs:</b>	<b>26</b>
<b>Total number of alcohol-related MVCs:</b>	<b>42</b>
<b>Total number of speed-related motor vehicle crashes:</b>	<b>Unknown</b>
<b>Total number of traffic citations:</b>	<b>1279</b>
<b>Total number of traffic citations issued by HSO:</b>	<b>209</b>
<b>Total number of OWI citations issued:</b>	<b>175</b>
<b>Total number of OWI citations issued by HSO:</b>	<b>53</b>
<b>Total number of speed citations:</b>	<b>105</b>
<b>Total number of speed citations issued by HSO:</b>	<b>61</b>
<b>Total number of seat belt/CPS citations:</b>	<b>51</b>
<b>Total number of traffic safety presentations (community/school):</b>	<b>6</b>

**SUMMARY:**

The Menominee Tribe Highway Safety Program met one of two performance measures in FY12. 1 motor vehicle crash fatality was reported during FY12. The motor vehicle crash fatality was alcohol and speed related, no seat belt was used and the driver was under the age of 20.

Overall motor vehicle crashes have been on a downward trend from 224 in FY10, 198 in FY11, to 182 in FY12. Steps have been taken by the Police Department, in cooperation with the Menominee Tribal Legislature, to reduce speed limits in areas with a significant number of traffic crashes.

The Menominee Tribe Highway Safety Program provided a Mock Crash to 200 students and community members. The event was recorded by staff from the College of Menominee Nation and a video was produced.

A total of 51 seat belt/CPS citations were issued during FY12. There was a software glitch when CISCO was upgraded to Version 14. It was not possible to break down the seat belt and CPS violations.

The HSO is a certified Child Passenger Safety Technician and participated in several car seat checks throughout the project year.

During FY12, the Menominee Tribe Highway Safety Program conducted: **2 checkpoints**  
**80 saturation patrols**

Safety Belt Law: **Primary** – passed in 2002  
Tribal BAC Law: **.08**  
Traffic Statistics Software: **CISCO** Traffic Records software

## PT-12-09 – Ramah-Navajo (New Mexico)

Reservation Population: 3,200

Land Base: 157,000 acres

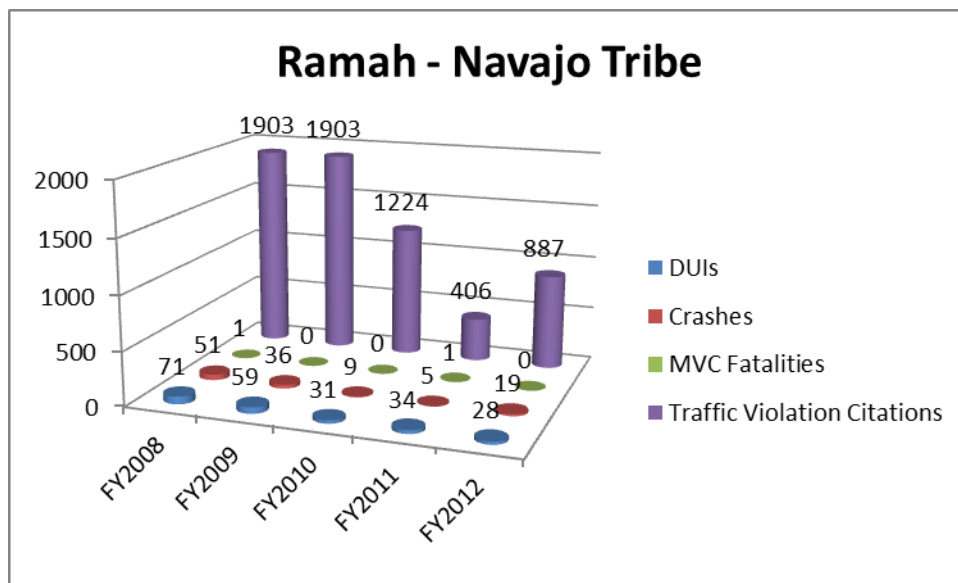
Road Miles: 480

This project was funded for one (1) full-time Highway Safety Officer.

Law Enforcement: Tribal

Years Funded:

FY2001/FY2002/FY2003/FY2004/FY2005/FY2006/FY2007/FY2008/FY2009/FY2010/FY2011



### PERFORMANCE MEASURES:

1. To maintain the FY10 number of motor vehicle crash fatalities at 0 by the end of FY12.

**Total number of motor vehicle crash fatalities in FY12 (Oct 1, 2011 – Sept 30, 2012): 0**

2. To reduce the number of motor vehicle crashes by 20% from the FY10 number of 51 to 41 by the end of FY12.

**Total number of motor vehicle crashes in FY12: 19**

**Total number of MVC fatalities: 0**

**Total number of alcohol-related MVC fatalities: 0**

**Total number of speed-related MVC fatalities: 0**

**Total number of MVC fatalities with .08+ BAC: 0**

**Total number of MVC fatalities with driver < age 20: 0**

**Of total number of MVC fatalities, how many used seat belt: 0**

**Total number of motorcycle fatalities: 0**

<b>Total number of un-helmeted motorcycle fatalities:</b>	<b>0</b>
<b>Total number of pedestrian fatalities:</b>	<b>0</b>
<b>Total number of motor vehicle crashes:</b>	<b>19</b>
<b>Total number of injury MVCs:</b>	<b>9</b>
<b>Total number of alcohol-related MVCs:</b>	<b>1</b>
<b>Total number of speed-related MVCs:</b>	<b>0</b>
<b>Total number of traffic citations:</b>	<b>887</b>
<b>Total number of traffic citations issued by HSO:</b>	<b>371</b>
<b>Total number of DUI citations:</b>	<b>28</b>
<b>Total number of DUI citations issued by HSO:</b>	<b>13</b>
<b>Total number of speed citations:</b>	<b>1179</b>
<b>Total number of speed citations issued by HSO:</b>	<b>637</b>
<b>Total number of seat belt/CPS citations:</b>	<b>126</b>
<b>Total number of CPS citations:</b>	<b>31</b>
<b>Total number of traffic safety presentations (community/school):</b>	<b>6</b>

During FY12, the Ramah-Navajo Highway Safety Program conducted: **23** checkpoints  
**379** saturation patrols

**SUMMARY:**

The Ramah-Navajo Highway Safety Program met both of their performance measures in FY12. There were 0 motor vehicle crash fatalities and 19 motor vehicle crashes were reported for the project year. Of the 19 motor vehicle crashes reported, 9 were injury crashes and 1 was alcohol related.

Traffic citations more than doubled from 406 in FY11 to 887 in FY12.

The Highway Safety Officer is registered for a Child Passenger Safety Technician course in early FY13.

Safety Belt Law: **Primary** (passed in May 1988)

Tribal BAC Law: **.08**

Traffic Statistics Software: **CRIS and MS Word 07**

## PT-12-11 – Tesuque Pueblo (New Mexico)

Reservation Population: 841

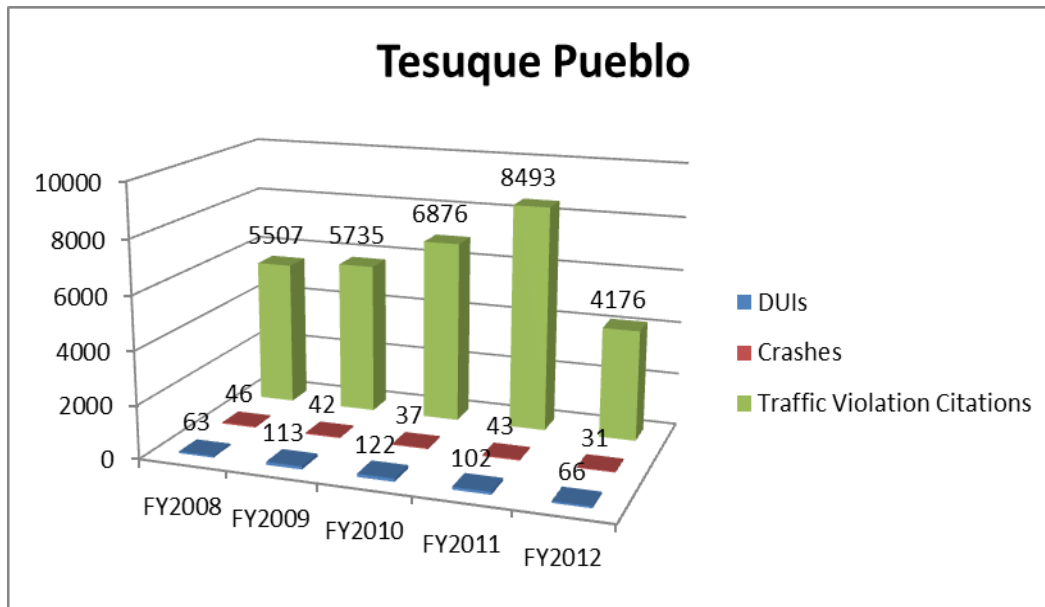
Land Base: 17,000 acres

Road Miles: 70

This project was funded for two (2) full-time Highway Safety Officers.

Law Enforcement: Tribal

Years Funded: FY2005/FY2006/FY2007/FY2008/FY2009/FY2010/FY2011



### PERFORMANCE MEASURES:

1. To maintain the number of motor vehicle related fatalities at the 2010 number of 0 by the end of FY12.

**Total number of motor vehicle related fatalities in FY12: 1 - motorcyclist**

2. To reduce the number of motor vehicle crashes by 25% from the 2010 number of 46 to 35 by the end of FY12.

**Total number of motor vehicle crashes in FY12: 31**

**Total number of MVC fatalities: 0**  
**Total number of alcohol-related MVC fatalities: 0**  
**Total number of speed-related MVC fatalities: 0**  
**Total number of MVC fatalities with .08+ BAC: 0**  
**Total number of MVC fatalities with driver < age 20: 0**  
**Of total number of MVC fatalities, how many used seat belt: 0**

<i>Total number of motorcycle fatalities:</i>	<b>1</b>
<i>Total number of un-helmeted motorcycle fatalities:</i>	<b>1</b>
<i>Total number of pedestrian fatalities:</i>	<b>0</b>
<i>Total number of motor vehicle crashes:</i>	<b>31</b>
<i>Total number of injury MVCs:</i>	<b>7</b>
<i>Total number of alcohol-related MVCs:</i>	<b>2</b>
<i>Total number of speed-related MVCs:</i>	<b>0</b>
<i>Total number of traffic citations:</i>	<b>4176</b>
<i>Total number of traffic citations issued by HSOs:</i>	<b>2336</b>
<i>Total number of DUI citations:</i>	<b>66</b>
<i>Total number of DUI citations issued by HSOs:</i>	<b>34</b>
<i>Total number of speed citations:</i>	<b>3829</b>
<i>Total number of speed citations issued by HSOs:</i>	<b>2336</b>
<i>Total number of seat belt citations:</i>	<b>78</b>
<i>Total number of CPS citations:</i>	<b>46</b>
<i>Total number of traffic safety presentations (community/school):</i>	<b>1</b>

**SUMMARY:**

Tesuque reported 1 un-helmeted motorcycle crash fatality during FY12.

Of the 31 crashes reported, 7 were injury crashes and 2 were alcohol related.

Traffic citations decreased significantly from 8,493 in FY11 to 4,176 in FY12.

During FY12, the Tesuque Highway Safety Program conducted: **0** checkpoints  
**3** saturation patrols

Safety Belt Law: **Primary**

Tribal BAC Law: **.08**

Traffic Statistics Software: **TRACS** software received from the State of New Mexico. Tesuque Pueblo reports traffic statistics to the State.

**This project opted out of the Indian Highway Safety Program on July 31, 2012. There was a change in Tribal leadership and changes were made at the Police Department.**

## PT-12-12 – Isleta Pueblo (New Mexico)

Reservation Population: 3,400

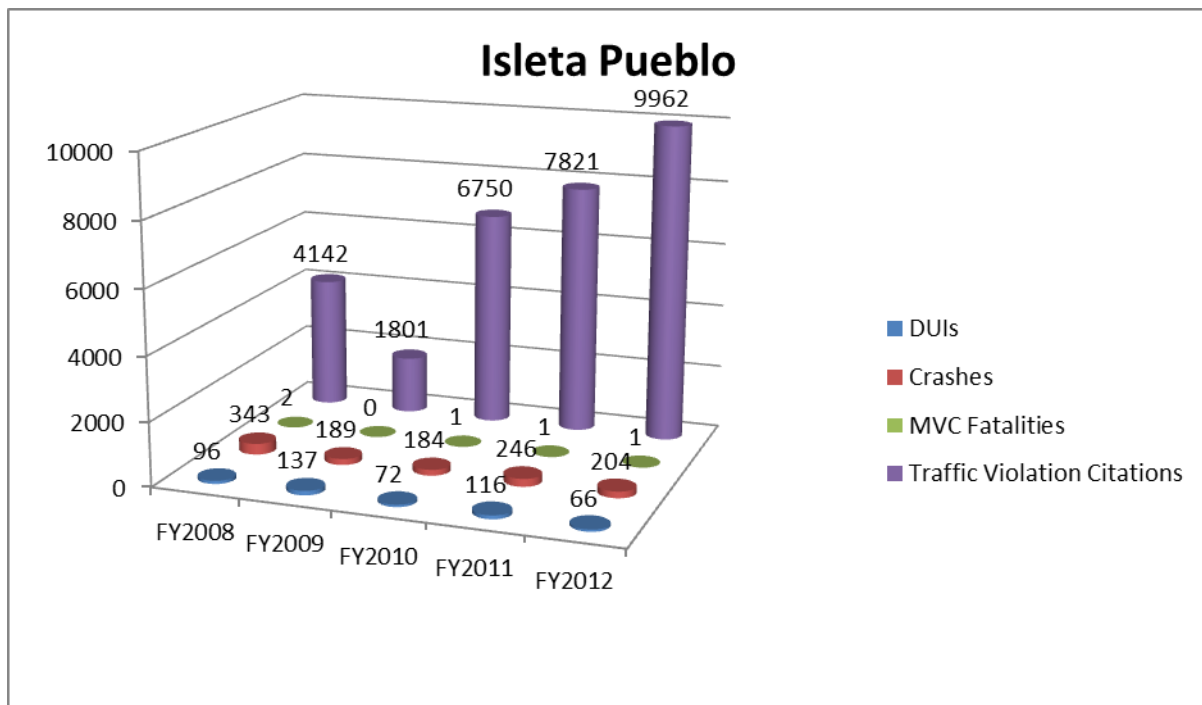
Land Base: 211,095 acres

Road Miles: 292

This project was funded for three (3) full-time Highway Safety Officers.

Law Enforcement: Tribal

Years Funded: FY2005/FY2006/FY2007/FY2008/FY2009/FY2010/FY2011



### PERFORMANCE MEASURES:

1. To maintain, or reduce, the number of motor vehicle related fatalities on the Isleta Pueblo at the FY10 number of 1, or less, by the end of FY12.

**Total number of motor vehicle crash fatalities in FY12 (Oct 1, 2011 – Sept 30, 2012): 1 - motorcyclist**

2. To reduce the number of motor vehicle crashes by 20% from the FY10 number of 255 to 201 by the end of FY12.

**Total number of motor vehicle crashes in FY12: 204**

**Total number of MVC fatalities: 1**

**Total number of alcohol-related MVC fatalities: 0**

<b>Total number of speed-related MVC fatalities:</b>	<b>1</b>
<b>Total number of MVC fatalities with .08+ BAC:</b>	<b>0</b>
<b>Total number of MVC fatalities with driver &lt; age 20:</b>	<b>0</b>
<b>Of total number of MVC fatalities, how many used seat belt:</b>	<b>0</b>
<b>Total number of motorcycle fatalities:</b>	<b>1</b>
<b>Total number of un-helmeted motorcycle fatalities:</b>	<b>0</b>
<b>Total number of pedestrian fatalities:</b>	<b>0</b>
<b>Total number of motor vehicle crashes:</b>	<b>204</b>
<b>Total number of injury MVCs:</b>	<b>44</b>
<b>Total number of alcohol-related MVCs:</b>	<b>15</b>
<b>Total number of speed-related MVCs:</b>	<b>4</b>
<b>Total number of traffic citations:</b>	<b>9962</b>
<b>Total number of traffic citations issued by HSOs:</b>	<b>6095</b>
<b>Total number of DUI citations:</b>	<b>66</b>
<b>Total number of DUI citations issued by HSOs:</b>	<b>16</b>
<b>Total number of speed citations:</b>	<b>5442</b>
<b>Total number of speed citations issued by HSOs:</b>	<b>3023</b>
<b>Total number of seat belt citations:</b>	<b>40</b>
<b>Total number of CPS citations:</b>	<b>Not Available</b>
<b>Total number of traffic safety presentations (community/school):</b>	<b>41</b>

**SUMMARY:**

The Isleta Pueblo Highway Safety Program met 1 of 2 performance measures for FY12. The 1 MVC fatality reported was a motorcycle fatality that died in a crash with a car.

Motor vehicle crashes decreased from 246 in FY11 to 204 in FY12. The total of 204 crashes included minor fender benders. 46 crashes occurred on casino and hotel property. The increase in crashes is felt to be due to the high volume of traffic traveling to and from the Hard Rock Casino which is located on Pueblo property.

Of the total of 9,962 traffic citations issued in FY12, 5,442 were for speeding.

All 3 of the HSOs are certified Child Passenger Safety Technicians.

During FY12, the Isleta Pueblo Highway Safety Program conducted: **10** checkpoints  
**120** saturation patrols

Safety Belt Law: **Primary**  
Tribal BAC Law: **.08**  
Traffic Statistics Software: **Sleuth**



## PT-12-13 – Laguna Pueblo (New Mexico)

Reservation Population: 3,815

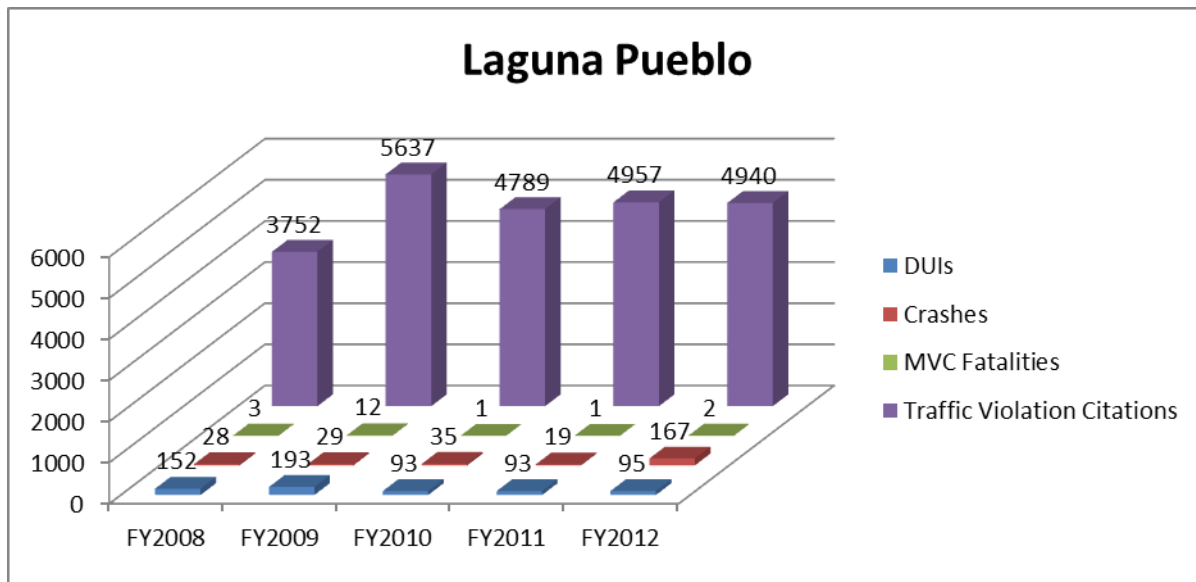
Land Base: 211,095

Road Miles: 331

This project was funded for two (2) full-time Highway Safety Officers.

Law Enforcement: Tribal

Years Funded: FY2007/FY2008/FY2009/FY2010/FY2011



### PERFORMANCE MEASURES:

1. To maintain the 2010 number of motor vehicle crash fatalities at 0 by the end of FY12.

**Total number of motor vehicle crash fatalities in FY12 (Oct 1, 2011 – Sept 30, 2012): 2**

2. To reduce the number of motor vehicle crashes by 20% from the 2010 number of 210 to 168 by the end of FY12.

**Total number of motor vehicle crashes in FY12: 167**

<b>Total number of MVC fatalities:</b>	<b>2</b>
<b>Total number of alcohol-related MVC fatalities:</b>	<b>2</b>
<b>Total number of speed-related MVC fatalities:</b>	<b>0</b>
<b>Total number of MVC fatalities with .08+ BAC:</b>	<b>2</b>
<b>Total number of MVC fatalities with driver &lt; age 20:</b>	<b>0</b>
<b>Of total number of MVC fatalities, how many used seat belt:</b>	<b>1</b>
<b>Total number of motorcycle fatalities:</b>	<b>0</b>
<b>Total number of un-helmeted motorcycle fatalities:</b>	<b>0</b>
<b>Total number of pedestrian fatalities:</b>	<b>0</b>



## PT-12-14 – Taos Pueblo (New Mexico)

Reservation Population: 4,384

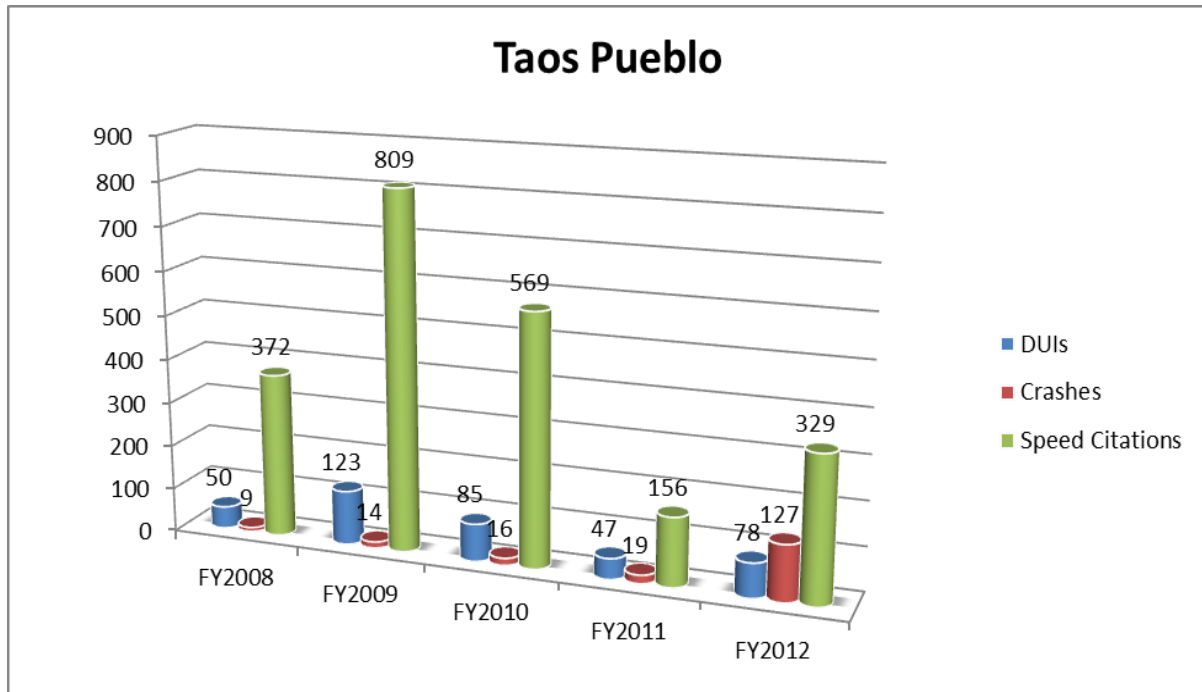
Land Base: 102,697 acres

Road Miles: 126.5

This project was funded for one (1) full-time Highway Safety Officer.

Law Enforcement: Tribal

Years Funded: FY2006/FY2007/FY2008/FY2009/FY2010/FY2011



### PERFORMANCE MEASURE:

1. To maintain motor vehicle related fatalities at the FY2010 number of 0 by the end of FY12.

**Total number of motor vehicle crash fatalities in FY12 (Oct 1, 2011 – Sept 30, 2012): 0**

2. To maintain, or decrease, motor vehicle crashes by 30% from the FY10 number of 9 to 6 by the end of FY12.

**Total number of motor vehicle crashes in FY12: 127**

**Total number of MVC fatalities: 0**

**Total number of alcohol-related MVC fatalities: 0**

**Total number of speed-related MVC fatalities: 0**

**Total number of MVC fatalities with .08+ BAC: 0**



## PT-12-16 – Oglala Sioux Tribe (South Dakota)

Reservation Population: 18,830

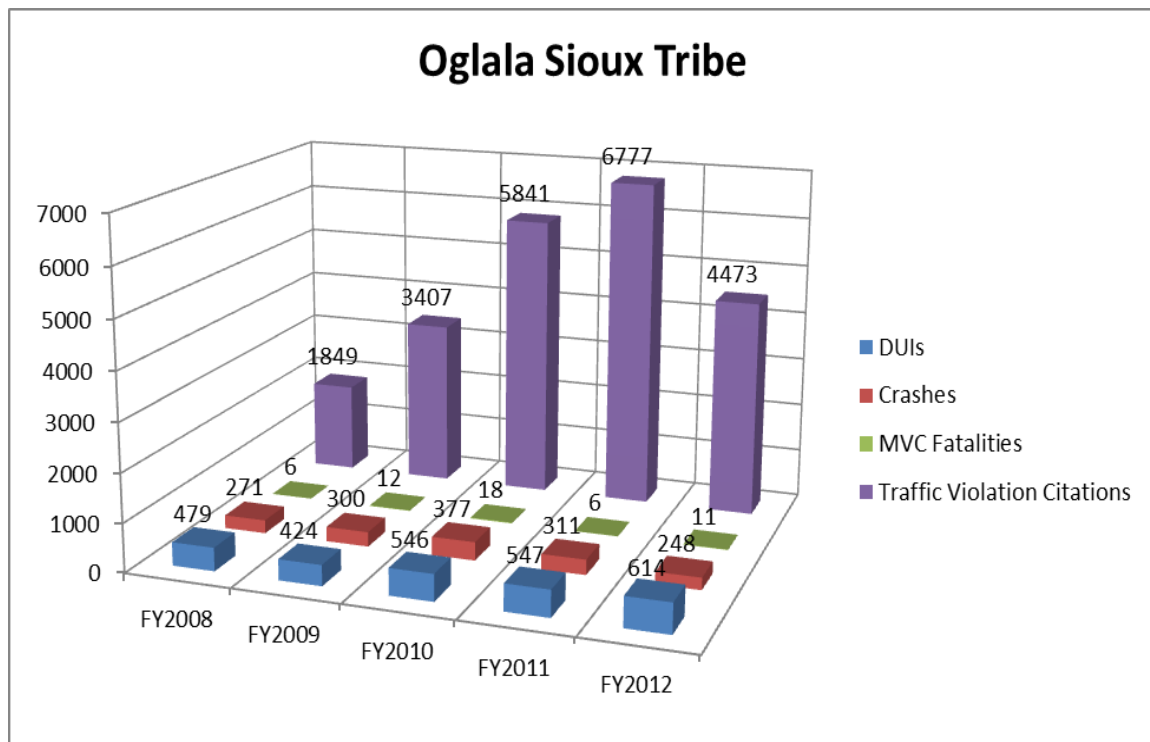
Land Base: 2,788,731 acres

Road Miles: 1,782.5

This project was funded for five (5) full-time Highway Safety Officers.

Law Enforcement: Tribal

Years Funded: FY2002/FY2003/FY2004/FY2005/FY2006/FY2007/FY2008/FY2009/FY2010/FY2011



### PERFORMANCE MEASURES:

1. To decrease motor vehicle related crash fatalities by 50% from the FY10 number of 15 to 8 by the end of FY12.

**Total number of motor vehicle crash fatalities in FY12 (Oct 1, 2011 – Sept 30, 2012):** **11**

2. To reduce motor vehicle crashes by 20% from the FY10 number of 315 to 252 by the end of FY12.

**Total number of motor vehicle injury and non-injury crashes in FY12:** **248**

**Total number of MVC fatalities:** **11**

**Total number of alcohol-related MVC fatalities:** **11**

**Total number of speed-related MVC fatalities:** **2**

<b>Total number of MVC fatalities with .08+ BAC:</b>	<b>unknown</b>
<b>Total number of MVC fatalities with driver &lt; age 20:</b>	<b>unknown</b>
<b>Of total number of MVC fatalities, how many used seat belt:</b>	<b>1</b>
<b>Total number of motorcycle fatalities:</b>	<b>0</b>
<b>Total number of un-helmeted motorcycle fatalities:</b>	<b>0</b>
<b>Total number of pedestrian fatalities:</b>	<b>1</b>
<b>Total number of motor vehicle crashes:</b>	<b>248</b>
<b>Total number of injury MVCs:</b>	<b>53</b>
<b>Total number of alcohol-related MVCs:</b>	<b>36</b>
<b>Total number of speed-related MVCs:</b>	<b>8</b>
<b>Total number of traffic citations:</b>	<b>4,473</b>
<b>Total number of traffic citations issued by HSOs:</b>	<b>2,427</b>
<b>Total number of DUI citations issued:</b>	<b>614</b>
<b>Total number of DUI citations issued by HSOs:</b>	<b>65</b>
<b>Total number of speed citations:</b>	<b>1,324</b>
<b>Total number of speed citations issued by HSOs:</b>	<b>906</b>
<b>Total number of seat belt citations:</b>	<b>861</b>
<b>Total number of CPS citations:</b>	<b>249</b>
<b>Total number of traffic safety presentations (community/school):</b>	<b>31</b>

#### **SUMMARY:**

The Oglala Sioux Tribe (OST) reported 11 motor vehicle crash fatalities in FY12. This was an 80% increase from 6 in FY11. These 11 fatalities occurred in 8 fatal crashes. All 11 fatalities were alcohol involved. And only 1 of the 11 people killed was using a seat belt. The number of fatals involving drivers age 20 or younger was not reported. As in FY11, OST reported 1 pedestrian death in FY12.

Total motor vehicle crashes have been on a downward trend from 337 in FY10 to 311 in FY11 to 248 in FY12. 63% of the injury crashes involved alcohol.

All five of the HSOs were certified CPS Technicians and reported conducting several car seat checkpoints and helping to install child safety seats.

During FY12, the Oglala Sioux Highway Safety Program conducted: **30** checkpoints  
**64** saturation patrols

Safety Belt Law: **Primary** (law that was passed in 1997)

Tribal BAC Law: .10

Traffic Statistics Software: In FY11, the OST reported using New World software and TRACS software received from the State of South Dakota.

## PT-12-17 – Northern Cheyenne Tribe (Montana)

Reservation Population: 4,950

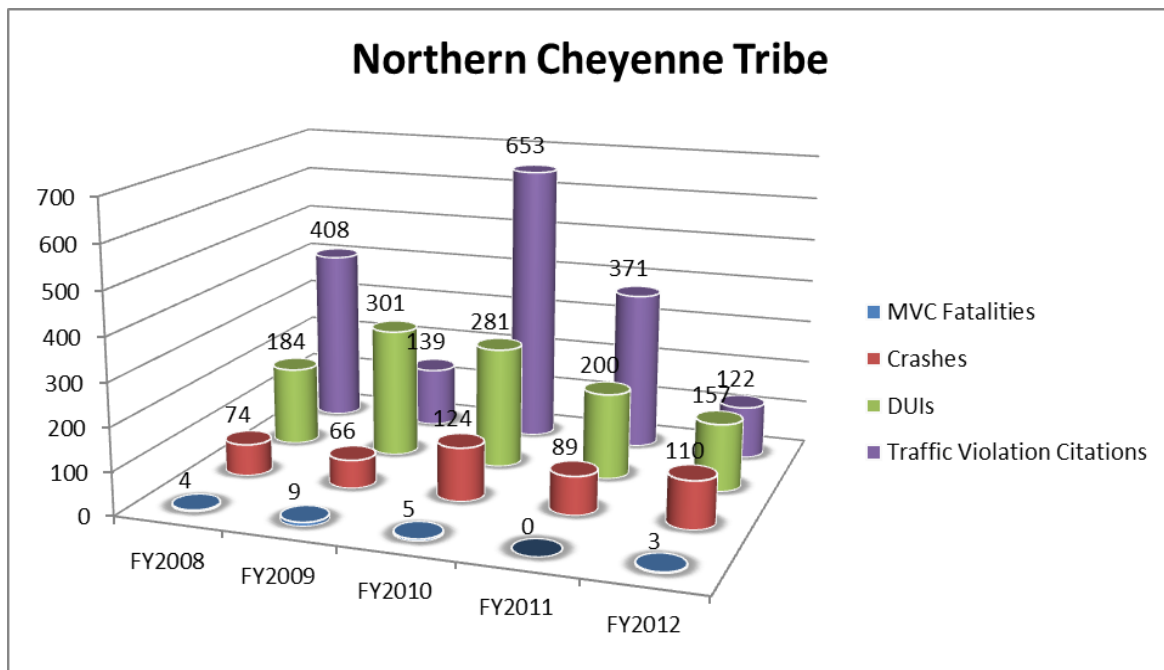
Land Base: 445,000 acres

Road Miles: 880

This project was funded for two (2) full-time Highway Safety Officers.

Law Enforcement: BIA and Tribal

Years Funded: FY2005/FY2006/FY2007/FY2008/FY2009/FY2010/FY2011



### PERFORMANCE MEASURES:

1. To reduce the number of motor vehicle alcohol related crash fatalities by 60% from the FY10 number of 5 to 2 by the end of FY12.

**Total number of alcohol related motor vehicle crash fatalities in FY12 (Oct 1, 2011 – Sept 30, 2012): 3**

2. To reduce motor vehicle crashes by 20% from the FY10 number of 131 to 105 by the end of FY12.

**Total number of motor vehicle crashes in FY12: 110**

<b>Total number of MVC fatalities:</b>	<b>3</b>
<b>Total number of alcohol-related MVC fatalities:</b>	<b>3</b>
<b>Total number of speed-related MVC fatalities:</b>	<b>1</b>
<b>Total number of MVC fatalities with .08+ BAC:</b>	<b>3</b>
<b>Total number of MVC fatalities with driver &lt; age 20:</b>	<b>0</b>

<i>Of total number of MVC fatalities, how many used seat belt:</i>	<i>1</i>
<i>Total number of motorcycle fatalities:</i>	<i>0</i>
<i>Total number of un-helmeted motorcycle fatalities:</i>	<i>0</i>
<i>Total number of pedestrian fatalities:</i>	<i>0</i>
<i>Total number of motor vehicle crashes:</i>	<i>110</i>
<i>Total number of injury MVCs:</i>	<i>15</i>
<i>Total number of alcohol-related MVCs:</i>	<i>3</i>
<i>Total number of speed-related MVCs:</i>	<i>1</i>
<i>Total number of traffic citations:</i>	<i>122</i>
<i>Total number of traffic citations issued by HSOs:</i>	<i>109</i>
<i>Total number of DUI citations issued:</i>	<i>157</i>
<i>Total number of DUI citations issued by HSOs:</i>	<i>36</i>
<i>Total number of speed citations:</i>	<i>91</i>
<i>Total number of speed citations issued by HSOs:</i>	<i>88</i>
<i>Total number of seat belt citations:</i>	<i>36</i>
<i>Total number of CPS citations:</i>	<i>0</i>
<i>Total number of traffic safety presentations (community/school):</i>	<i>1</i>

**SUMMARY:**

Although funded for two full-time Highway Safety Officers, this project functioned the entire project year with one full-time HSO.

The Northern Cheyenne Tribe recorded 3 motor vehicle crash fatalities in FY12, down from 5 in FY10. All 3 fatal crashes were alcohol involved with BACs of .08+.

Total motor vehicle crashes increased 24% from 89 in FY11 to 110 in FY12.

Traffic violation citations were down from 371 in FY11 to 122 in FY12. 157 DUI arrests were made and 91 speed citations were issued.

During FY12 the Northern Cheyenne Tribe Highway Safety Program conducted: **8 checkpoints**  
**3 saturation patrols**

Safety Belt Law: **Primary**  
Tribal BAC Law: **.08**  
Traffic Statistics Software: **MS Word**



## PT-12-18 – Sisseton-Wahpeton Sioux Tribe (South Dakota)

Reservation Population: 10,408

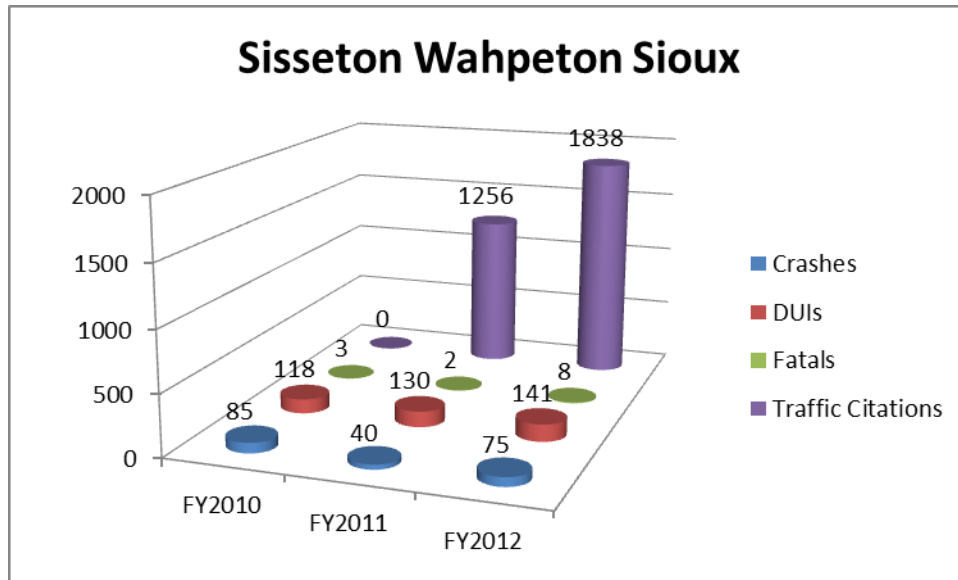
Land Base: 107,903 acres

Road Miles: 924

This project was funded for one (1) full-time Highway Safety Officer.

Law Enforcement: Tribal

Years Funded: FY2006/FY2007/FY2008/FY2009/FY2010/FY2011



### PERFORMANCE MEASURES:

- To reduce the number of motor vehicle related fatalities by 60% from the FY10 number of 3 to 1 by the end of FY12.

**Total number of motor vehicle crash fatalities in FY12 (Oct 1, 2011 – Sept 30, 2012): 8**

- To reduce motor vehicle crashes by 20% from the FY10 number of 85 to 68 by the end of FY12.

**Total number of motor vehicle crashes in FY12 (Oct 1, 2011 – Sept 30, 2012): 75**

<b>Total number of MVC fatalities:</b>	<b>8</b>
<b>Total number of alcohol-related MVC fatalities:</b>	<b>7</b>
<b>Total number of speed-related MVC fatalities:</b>	<b>0</b>
<b>Total number of MVC fatalities with .08+ BAC:</b>	<b>8</b>
<b>Total number of MVC fatalities with driver &lt; age 20:</b>	<b>0</b>
<b>Of total number of MVC fatalities, how many used seat belt:</b>	<b>0</b>
<b>Total number of motorcycle fatalities:</b>	<b>0</b>

<b>Total number of un-helmeted motorcycle fatalities:</b>	<b>0</b>
<b>Total number of pedestrian fatalities:</b>	<b>0</b>
<b>Total number of motor vehicle crashes:</b>	<b>75</b>
<b>Total number of injury MVCs:</b>	<b>15</b>
<b>Total number of alcohol-related MVCs:</b>	<b>5</b>
<b>Total number of speed-related MVCs:</b>	<b>0</b>
<b>Total number of traffic citations:</b>	<b>1,838</b>
<b>Total number of traffic citations issued by HSO:</b>	<b>401</b>
<b>Total number of DUI citations:</b>	<b>141</b>
<b>Total number of DUI citations issued by HSO:</b>	<b>67</b>
<b>Total number of speed citations:</b>	<b>734</b>
<b>Total number of speed citations issued by HSO:</b>	<b>282</b>
<b>Total number of seat belt citations:</b>	<b>146</b>
<b>Total number of CPS citations:</b>	<b>25</b>
<b>Total number of traffic safety presentations (community/school):</b>	<b>2</b>

**SUMMARY:**

The Sisseton-Wahpeton Sioux Tribe reported 8 motor vehicle crash fatalities in FY12. There were 2 reported in FY11 and 1 in FY10. 7 of the 8 were alcohol involved and all had BACs of .08+.

Motor vehicle crashes also increased from 40 in FY11 to 75 in FY12, a 54% increase. 15 (20%) of the 75 reported crashes were injury crashes

DUIs increased from 118 in FY10 to 130 in FY11 to 141 in FY12. Traffic citations also increased from 1,256 traffic citations issued in FY11 to 1,838 being issued in FY12. Of these traffic citations, 734 (58%) were issued for speed.

During FY12, the Sisseton-Wahpeton Highway Safety Program conducted: **34** checkpoints  
**0** saturation patrols

Safety Belt Law: **Primary** law passed in May 1994.

Tribal BAC Law: **.10**

Traffic Statistics Software: **None (manual).**

## PT-12-19 – Shoshone-Bannock (Idaho)

Reservation Population: 8,700

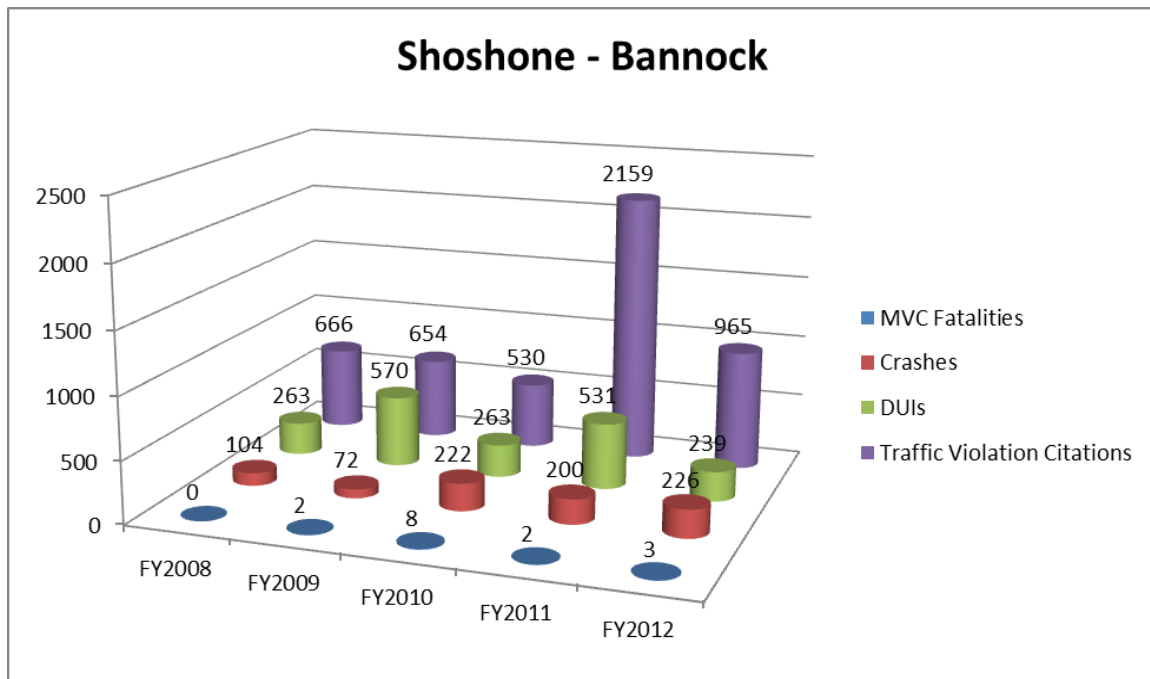
Land Base: 544,000 acres

Road Miles: 534

This project was funded for one (1) full-time Highway Safety Officer.

Law Enforcement: Tribal

Years Funded: FY2005/FY2006/FY2007/FY2008/FY2009/FY2010/FY2011



### PERFORMANCE MEASURES:

1. To reduce the number of motor vehicle crash fatalities by 50% from the 2010 number of 8 to 4 by the end of FY12.

**Total number of motor vehicle crash fatalities in FY12 (Oct 1, 2011 – Sept 30, 2012): 3**

2. To reduce the number of motor vehicle crashes by 15% from the 2010 number of 406 to 345 by the end of FY12.

**Total number of motor vehicle crashes in FY12: 226**

<b>Total number of MVC fatalities:</b>	<b>3</b>
<b>Total number of alcohol-related MVC fatalities:</b>	<b>2</b>
<b>Total number of speed-related MVC fatalities:</b>	<b>0</b>
<b>Total number of MVC fatalities with .08+ BAC:</b>	<b>0</b>
<b>Total number of MVC fatalities with driver &lt; age 20:</b>	<b>0</b>
<b>Of total number of MVC fatalities, how many used seat belt:</b>	<b>0</b>

<i><b>Total number of motorcycle fatalities:</b></i>	<b>0</b>
<i><b>Total number of un-helmeted motorcycle fatalities:</b></i>	<b>0</b>
<i><b>Total number of pedestrian fatalities:</b></i>	<b>0</b>
<i><b>Total number of motor vehicle crashes:</b></i>	<b>226</b>
<i><b>Total number of injury MVCs:</b></i>	<b>69</b>
<i><b>Total number of alcohol-related MVCs:</b></i>	<b>27</b>
<i><b>Total number of speed-related MVCs:</b></i>	<b>0</b>
<i><b>Total number of traffic citations:</b></i>	<b>965</b>
<i><b>Total number of traffic citations issued by HSO:</b></i>	<b>591</b>
<i><b>Total number of DUI citations issued:</b></i>	<b>239</b>
<i><b>Total number of DUI citations issued by HSO:</b></i>	<b>17</b>
<i><b>Total number of speed citations:</b></i>	<b>726</b>
<i><b>Total number of speed citations issued by HSO:</b></i>	<b>574</b>
<i><b>Total number of seat belt citations:</b></i>	<b>0</b>
<i><b>Total number of CPS citations:</b></i>	<b>0</b>
<i><b>Total number of traffic safety presentations (community/school):</b></i>	<b>4</b>

During FY12, the Shoshone-Bannock Highway Safety Program conducted:

- 1** checkpoint
- 3** saturation patrols

**SUMMARY:**

Motor vehicle crash fatalities declined significantly from 8 in FY10 to 2 in FY11. 3 were reported for FY12. Of these 3 motor vehicle crash fatalities, 2 involved alcohol and none were using seat belts.

226 motor vehicle crashes were reported in FY12, an increase from 200 reported in FY11. 130 were property damage crashes and 69 (30%) were injury crashes.

This tribe reported 239 DUI arrests during FY12. This is less than half of what was reported in FY11. Overall traffic citations decreased significantly from 2,159 in FY11 to 965 in FY12. The IHSP funded two (2) full-time Highway Safety Officers in FY11 and one (1) full-time Highway Safety Officer in FY12. This accounts for the reduction in citations and DUI arrests.

Safety Belt Law: **No Law**  
Tribal BAC Law: **.10**  
Traffic Statistics Software: **SPILLMAN**

## PT-12-20 – Walker River Tribe (Nevada)

Reservation Population: 746

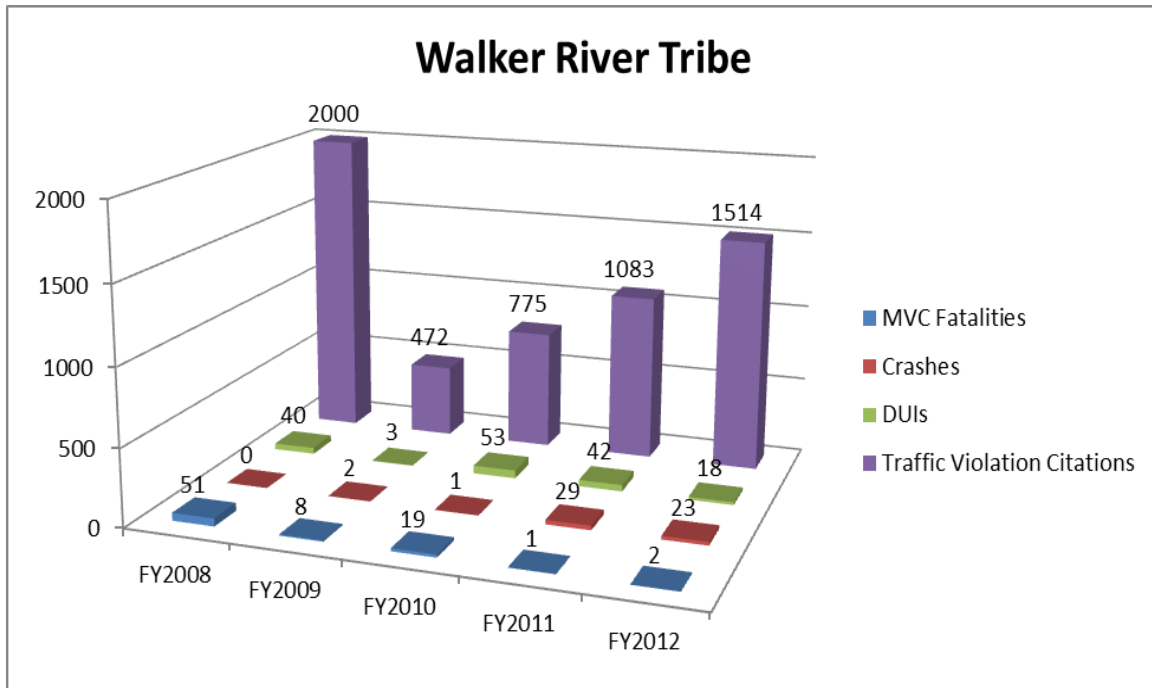
Land Base: 324,000 acres

Road Miles: 198

This project was funded for one (1) full-time Highway Safety Officer.

Law Enforcement: Tribal

Years Funded: FY2009/FY2010/FY2011



### **PERFORMANCE MEASURES:**

1. To maintain, or reduce the number of motor vehicle crash fatalities at the FY10 number of 1, or less, by the end of FY12.

**Total number of motor vehicle crash fatalities in FY12 (Oct 1, 2011 – Sept 30, 2012): 2**

2. To reduce the number of motor vehicle crashes by 20% from the FY10 number of 20 to 16 by the end of FY12.

**Total number of motor vehicle crashes in FY12: 23**

<b>Total number of MVC fatalities:</b>	<b>2</b>
<b>Total number of alcohol-related MVC fatalities:</b>	<b>1</b>
<b>Total number of speed-related MVC fatalities:</b>	<b>0</b>
<b>Total number of MVC fatalities with .08+ BAC:</b>	<b>1</b>

<b>Total number of MVC fatalities with driver &lt; age 20:</b>	<b>0</b>
<b>Of total number of MVC fatalities, how many used seat belt:</b>	<b>1</b>
<b>Total number of motorcycle fatalities:</b>	<b>1</b>
<b>Total number of un-helmeted motorcycle fatalities:</b>	<b>0</b>
<b>Total number of pedestrian fatalities:</b>	<b>0</b>
<b>Total number of motor vehicle crashes:</b>	<b>23</b>
<b>Total number of injury MVCs:</b>	<b>7</b>
<b>Total number of alcohol-related MVCs:</b>	<b>2</b>
<b>Total number of speed-related MVCs:</b>	<b>3</b>
<b>Total number of traffic citations issued:</b>	<b>1514</b>
<b>Total number of traffic citations issued by HSO:</b>	<b>462</b>
<b>Total number of DUI citations issued:</b>	<b>18</b>
<b>Total number of DUI citations issued by HSO:</b>	<b>2</b>
<b>Total number of speed citations issued:</b>	<b>1259</b>
<b>Total number of speed citations issued by HSO:</b>	<b>462</b>
<b>Total number of seat belt citations:</b>	<b>11</b>
<b>Total number of CPS citations:</b>	<i>unknown</i>
<b>Total number of traffic safety presentations (community/school):</b>	<b>1</b>

During FY12, the Walker River Highway Safety Program conducted: **0** checkpoints  
**11** saturation patrols

**SUMMARY:**

The Walker River Highway Safety Program reported 2 motor vehicle crash fatalities in FY12. 1 was alcohol related with a BAC of .08+. They also reported 1 motorcyclist fatality.

There were 23 motor vehicle crashes reported with the majority being property damage related. Nearly 30% (7) were injury crashes.

Traffic citations increased from 775 in FY10 to 1,083 in FY11 to 1,054 in FY12 with one full-time Highway Safety Officer.

Safety Belt Law: **Primary (passed in 1995)**

Tribal BAC Law: **.08**

Traffic Statistics Software: **RIMS**

## PT-12-21– Acoma Pueblo (New Mexico)

Reservation Population: 3,011

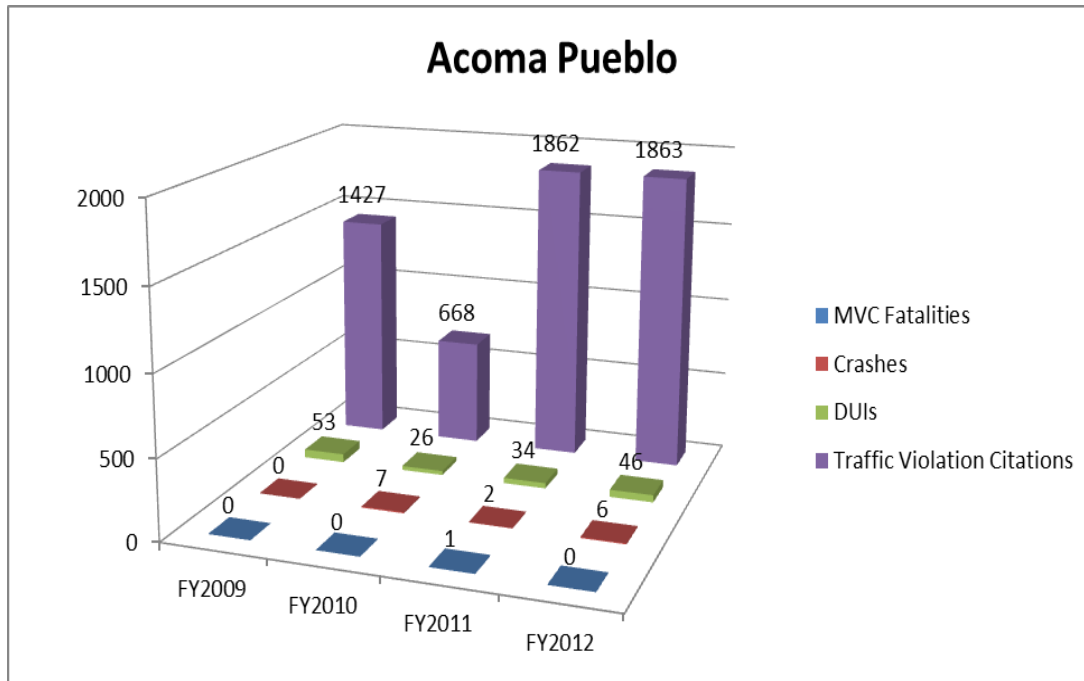
Land Base: 449,317 acres

Road Miles: 351

This project was funded for one (1) full-time Highway Safety Officer.

Law Enforcement: Tribal

Years Funded: FY2011



### PERFORMANCE MEASURES:

1. To maintain the number of motor vehicle crash fatalities at the 2010 number of 0 by the end of FY12.

**Total number of motor vehicle crash fatalities in FY12 (Oct 1, 2011 – Sept 30, 2012): 0**

2. To reduce the number of motor vehicle crashes by 20% from the 2010 number of 41 to 33 by the end of FY12.

**Total number of motor vehicle crashes in FY12: 42**

**Total number of MVC fatalities: 0**

**Total number of alcohol-related MVC fatalities: 0**

**Total number of speed-related MVC fatalities: 0**

**Total number of MVC fatalities with .08+ BAC: 0**

<i>Total number of MVC fatalities with driver &lt; age 20:</i>	<i>0</i>
<i>Of total number of MVC fatalities, how many used seat belt:</i>	<i>0</i>
<i>Total number of motorcycle fatalities:</i>	<i>0</i>
<i>Total number of un-helmeted motorcycle fatalities:</i>	<i>0</i>
<i>Total number of pedestrian fatalities:</i>	<i>0</i>
<i>Total number of motor vehicle crashes:</i>	<i>42</i>
<i>Total number of injury MVCs:</i>	<i>9</i>
<i>Total number of alcohol-related MVCs:</i>	<i>6</i>
<i>Total number of speed-related MVCs:</i>	<i>6</i>
<i>Total number of traffic citations:</i>	<i>1863</i>
<i>Total number of traffic citations issued by HSO:</i>	<i>990</i>
<i>Total number of DUI citations issued:</i>	<i>46</i>
<i>Total number of DUI citations issued by HSO:</i>	<i>16</i>
<i>Total number of speed citations:</i>	<i>559</i>
<i>Total number of speed citations issued by HSO:</i>	<i>315</i>
<i>Total number of seat belt citations:</i>	<i>33</i>
<i>Total number of CPS citations:</i>	<i>26</i>
<i>Total number of traffic safety presentations (community/school):</i>	<i>2</i>

**SUMMARY:**

Acoma reported 0 motor vehicle crash fatalities for the project year. This was attributed to high enforcement of traffic laws on the Pueblo of Acoma.

Acoma also reported 42 motor vehicle crashes, of which 9 (21%) were injury crashes. Several of these crashes occurred on Interstate 40 which runs through the Pueblo of Acoma.

Of 1,863 traffic citations issued, 53% (990) were issued by the Highway Safety Officer. 34% of the total DUI citations and 56% (315) of the speed citations were also issued by the HSO.

During FY12, the Acoma Highway Safety Program conducted:     **6** checkpoints  
    **6** saturation patrols

Safety Belt Law: **Secondary**  
 Tribal BAC Law: **.10**  
 Traffic Statistics Software: **Sleuth**



## PT-12-22 – Upper Sioux Tribe (Minnesota)

Reservation Population: 480

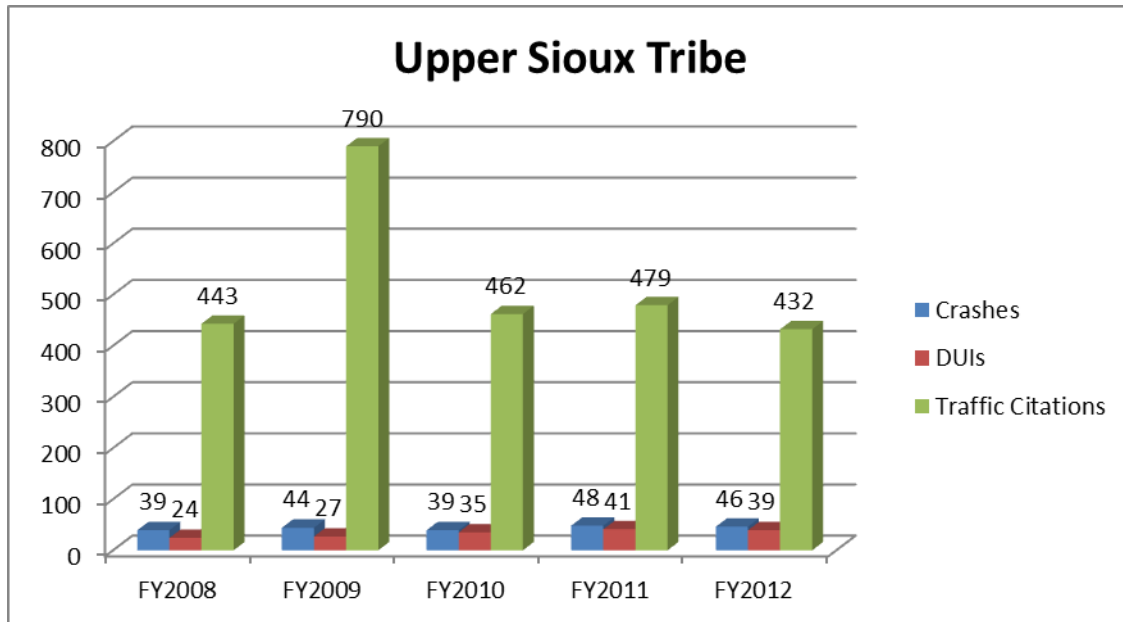
Land Base: 1,385 acres

Road Miles: 204

This project was funded for one (1) full-time Highway Safety Officer.

Law Enforcement: Tribal

Years Funded: FY2009/FY2010/FY2011



### PERFORMANCE MEASURES:

1. To maintain the number of motor vehicle crash fatalities at the 2010 number of 0 by the end of FY12.

**Total number of motor vehicle crash fatalities in FY12 (Oct 1, 2011 – Sept 30, 2012): 0**

2. To reduce the number of motor vehicle crashes by 20% from the 2010 number of 89 to 68 by the end of FY12.

**Total number of motor vehicle crashes in FY12: 46**

**Total number of MVC fatalities: 0**

**Total number of alcohol-related MVC fatalities: 0**

**Total number of speed-related MVC fatalities: 0**

**Total number of MVC fatalities with .08+ BAC: 0**

**Total number of MVC fatalities with driver < age 20: 0**

**Of total number of MVC fatalities, how many used seat belt: 0**

**Total number of motorcycle fatalities: 0**

<i><b>Total number of un-helmeted motorcycle fatalities:</b></i>	<b>0</b>
<i><b>Total number of pedestrian fatalities:</b></i>	<b>0</b>
<i><b>Total number of motor vehicle crashes:</b></i>	<b>46</b>
<i><b>Total number of injury MVCs:</b></i>	<b>8</b>
<i><b>Total number of alcohol-related MVCs:</b></i>	<b>2</b>
<i><b>Total number of speed-related MVCs:</b></i>	<b>9</b>
<i><b>Total number of traffic citations:</b></i>	<b>432</b>
<i><b>Total number of traffic citations issued by HSO:</b></i>	<b>180</b>
<i><b>Total number of DUI citations:</b></i>	<b>39</b>
<i><b>Total number of DUI citations issued by HSO:</b></i>	<b>14</b>
<i><b>Total number of speed citations</b></i>	<b>235</b>
<i><b>Total number of speed citations issued by HSO:</b></i>	<b>94</b>
<i><b>Total number of seat belt citations:</b></i>	<b>37</b>
<i><b>Total number of CPS citations:</b></i>	<b>13</b>
<i><b>Total number of traffic safety presentations (community/school):</b></i>	<b>5</b>

During FY12, the Upper Sioux Highway Safety Program conducted: **0** checkpoints (not permitted)  
**118** saturation patrols

**SUMMARY:**

The Upper Sioux Highway Safety Program reported 0 motor vehicle crash fatalities in FY12. This is attributed to high visibility, high saturation and proactive traffic enforcement.

46 motor vehicle crashes were reported, down from 48 in FY11. Of these motor vehicle crashes, 17% (8) were reported as injury crashes.

Overall traffic citations (432) and DUI arrests (39) for FY12 remained almost the same as reported in FY11.

Safety Belt Law: **Primary** (law passed in 2009)

Tribal BAC Law: **.08**

Traffic Statistics Software: **Law Enforcement Technology Group (LETG)**

## PT-12-23 – Pyramid Lake Tribe (Nevada)

Reservation Population: 1,734

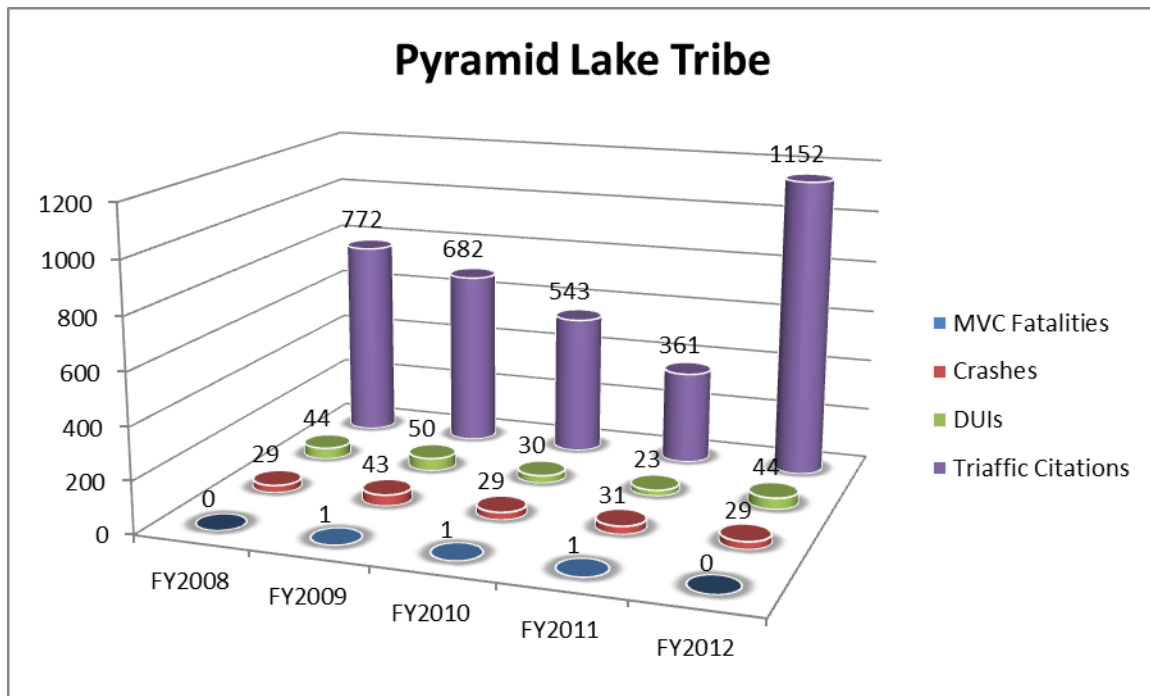
Land Base: 479,742 acres

Road Miles: 225

This project was funded for one (1) full-time Highway Safety Officer.

Law Enforcement: Tribal

Years Funded: FY2005/FY2006/FY2007/FY2008/FY2009/FY2010/FY2011



### PERFORMANCE MEASURES:

1. To reduce motor vehicle related fatalities from the 2010 number of 2 to 1 by the end of FY12.

**Total number of motor vehicle crash fatalities in FY12 (Oct 1, 2011 – Sept 30, 2012): 0**

2. To reduce the number of motor vehicle injury crashes by 10% from the 2010 number of 27 to 24 by the end of FY12.

**Total number of motor vehicle injury crashes in FY12: 29**

**Total number of MVC fatalities: 0**

**Total number of alcohol-related MVC fatalities: 0**

**Total number of speed-related MVC fatalities: 0**

**Total number of MVC fatalities with .08+ BAC: 0**

<i><b>Total number of MVC fatalities with driver &lt; age 20:</b></i>	<b>0</b>
<i><b>Of total number of MVC fatalities, how many used seat belt:</b></i>	<b>0</b>
<i><b>Total number of motorcycle fatalities:</b></i>	<b>0</b>
<i><b>Total number of un-helmeted motorcycle fatalities:</b></i>	<b>0</b>
<i><b>Total number of pedestrian fatalities:</b></i>	<b>0</b>
<i><b>Total number of motor vehicle crashes:</b></i>	<b>29</b>
<i><b>Total number of injury MVCs:</b></i>	<b>9</b>
<i><b>Total number of alcohol-related MVCs:</b></i>	<b>9</b>
<i><b>Total number of speed-related MVCs:</b></i>	<b>10</b>
<i><b>Total number of traffic citations:</b></i>	<b>1152</b>
<i><b>Total number of traffic citations issued by HSO:</b></i>	<b>369</b>
<i><b>Total number of DUI citations:</b></i>	<b>44</b>
<i><b>Total number of DUI citations issued by HSO:</b></i>	<b>22</b>
<i><b>Total number of speed citations:</b></i>	<b>810</b>
<i><b>Total number of speed citations issued by HSO:</b></i>	<b>292</b>
<i><b>Total number of seat belt citations:</b></i>	<b>10</b>
<i><b>Total number of CPS citations:</b></i>	<b>2</b>
<i><b>Total number of traffic safety presentations (community/school):</b></i>	<b>1</b>

**SUMMARY:**

The Pyramid Lake Highway Safety Program reduced motor vehicle crash fatalities from 1 in FY11 to 0 in FY12.

29 motor vehicle crashes were reported during FY12. Of these, 31% (9) were injury and alcohol related. 34% (10) were speed related.

Speed citations issued in FY12 more than doubled the number reported in FY11. The HSO issued 36% of the total speed citations and 50% of the DUI citations during the project year.

During FY12, the Pyramid Lake Highway Safety Program conducted: **0** checkpoints  
**20** saturation patrols

Safety Belt Law: **No Law**

Tribal BAC Law: **.10**

Traffic Statistics Software: **Expediter and Excel**

## PT-12-24 – Pojoaque Pueblo (New Mexico)

Reservation Population: 3,316

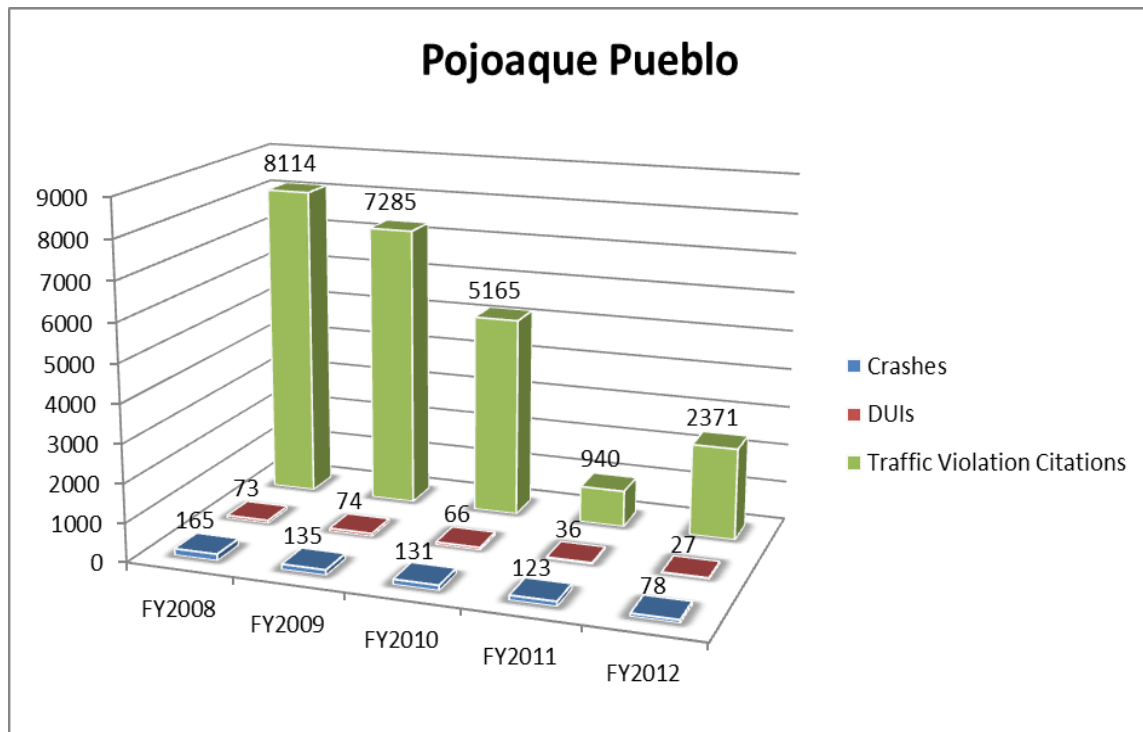
Land Base: 12,005 acres

Road Miles: 74

This project was funded for two (2) full-time Highway Safety Officers.

Law Enforcement: Tribal

Years Funded: FY2007/FY2008/FY2009/FY2010/FY2011



### PERFORMANCE MEASURES:

1. To reduce motor vehicle related fatalities by 50% from the 2010 number of 2 to 1 by the end of FY12.

**Total number of motor vehicle crash fatalities in FY12 (Oct 1, 2011 – Sept 30, 2012): 0**

2. To reduce the number of motor vehicle injury crashes by 20% from the 2010 number of 118 to 94 by the end of FY12.

**Total number of motor vehicle injury crashes in FY12: 78**

**Total number of MVC fatalities: 0**

**Total number of alcohol-related MVC fatalities: 0**

**Total number of speed-related MVC fatalities: 0**

<i>Total number of MVC fatalities with .08+ BAC:</i>	<i>0</i>
<i>Total number of MVC fatalities with driver &lt; age 20:</i>	<i>0</i>
<i>Of total number of MVC fatalities, how many used seat belt:</i>	<i>0</i>
<i>Total number of motorcycle fatalities:</i>	<i>0</i>
<i>Total number of un-helmeted motorcycle fatalities:</i>	<i>0</i>
<i>Total number of pedestrian fatalities:</i>	<i>0</i>
<i>Total number of motor vehicle crashes:</i>	<i>78</i>
<i>Total number of injury MVCs:</i>	<i>21</i>
<i>Total number of alcohol-related MVCs:</i>	<i>0</i>
<i>Total number of speed-related MVCs:</i>	<i>0</i>
<i>Total number of traffic citations:</i>	<i>2371</i>
<i>Total number of traffic citations issued by HSOs:</i>	<i>1005</i>
<i>Total number of DUI citations:</i>	<i>27</i>
<i>Total number of DUI citations issued by HSOs:</i>	<i>2</i>
<i>Total number of speed citations:</i>	<i>945</i>
<i>Total number of speed citations issued by HSOs:</i>	<i>768</i>
<i>Total number of seat belt citations:</i>	<i>75</i>
<i>Total number of CPS citations:</i>	<i>0</i>
<i>Total number of traffic safety presentations (community/school):</i>	<i>0</i>

**SUMMARY:**

The Pojoaque Pueblo Highway Safety Program reported 0 motor vehicle crash fatalities in FY12. 78 motor vehicle crashes were reported in FY12, of which 27% (21) were injury crashes.

Traffic citations increased significantly from 940 in FY11 to 2,371 in FY12. 42% of the total traffic citations issued in FY12, were issued by the HSOs.

During FY12, the Pojoaque Highway Safety Program conducted:   0 checkpoints  
   0 saturation patrols

There was no explanation included in the project annual report as to why there were no checkpoints or saturation patrols conducted during the project year.

Safety Belt Law: **Primary** (law passed in April 1998)

Tribal BAC Law: **.08**

Traffic Statistics Software: **None (manual)**.

## PT-12-26 – Red Lake Tribe (Minnesota)

Reservation Population: 5,162

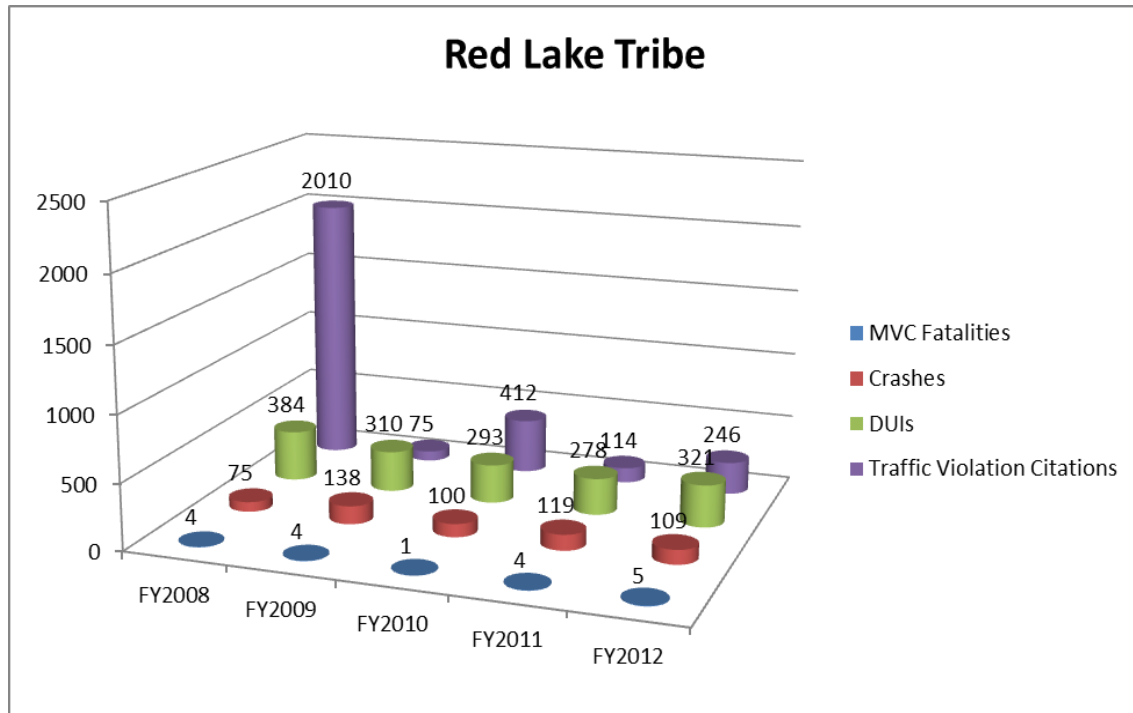
Land Base: 806,698 acres

Road Miles: 575

This project was funded for one (1) full-time Highway Safety Officer.

Law Enforcement: Tribal

Years Funded: FY2008/FY2009/FY2010/FY2011



### PERFORMANCE MEASURES:

1. To reduce the number of motor vehicle crash fatalities by 65% from the FY10 number of 3 to 1 by the end of FY12.

**Total number of motor vehicle crash fatalities in FY12 (Oct 1, 2011 – Sept 30, 2012): 5**

2. To reduce the number of motor vehicle crashes by 20% from the FY10 number of 131 to 105 by the end of FY12.

**Total number of motor vehicle crashes in FY12: 109**

<b>Total number of MVC fatalities:</b>	<b>5</b>
<b>Total number of alcohol-related MVC fatalities:</b>	<b>0</b>
<b>Total number of speed-related MVC fatalities:</b>	<b>3</b>
<b>Total number of MVC fatalities with .08+ BAC:</b>	<b>1</b>
<b>Total number of MVC fatalities with driver &lt; age 20:</b>	<b>2</b>

<i>Of total number of MVC fatalities, how many used seat belt:</i>	<b>0</b>
<i>Total number of motorcycle fatalities:</i>	<b>0</b>
<i>Total number of un-helmeted motorcycle fatalities:</i>	<b>0</b>
<i>Total number of pedestrian fatalities:</i>	<b>2</b>
<i>Total number of motor vehicle crashes:</i>	<b>109</b>
<i>Total number of injury MVCs:</i>	<b>46</b>
<i>Total number of alcohol-related MVCs:</i>	<b>43</b>
<i>Total number of speed-related MVCs:</i>	<b>3</b>
<i>Total number of traffic citations:</i>	<b>246</b>
<i>Total number of traffic citations issued by HSO:</i>	<b>124</b>
<i>Total number of DUI citations:</i>	<b>321</b>
<i>Total number of DUI citations issued by HSO:</i>	<b>46</b>
<i>Total number of speed citations:</i>	<b>114</b>
<i>Total number of speed citations issued by HSO:</i>	<b>54</b>
<i>Total number of seat belt citations:</i>	<b>62</b>
<i>Total number of CPS citations:</i>	<b>7</b>
<i>Total number of traffic safety presentations (community/school):</i>	<b>4</b>

During FY12, the Red Lake Highway Safety Program conducted: **20** checkpoints  
**1** saturation patrols

**SUMMARY:**

The Red Lake Highway Safety Program reported 5 motor vehicle crash fatalities in FY12. Of these, 2 were pedestrian fatalities. The 3 other motor vehicle crash fatalities were all speed involved, none were using seat belts and 2 were under the age of 20.

109 motor vehicle crashes were reported during the project year. 42% (46) were injury crashes of which 43 (93%) were alcohol related. The rest of the crashes were minor fender bender or involved animals.

Of the 248 traffic citations issued in FY12, 50% were issued by the HSO.

Safety Belt Law: **Secondary**  
Tribal BAC Law: **.08**  
Traffic Statistics Software: **LETG**



# Overtime Projects

## PT-12-25-01 - Salt River Pima-Maricopa (Arizona)

Reservation Population: 8,784

Land Base: 53,000 acres

Road Miles: 150

This project was funded for Overtime.

Law Enforcement: Tribal

FY12 was the third year of OT funding for Salt River.

<i>Total number of MVC fatalities:</i>	<b>5</b>
<i>Total number of alcohol-related MVC fatalities:</i>	<b>4</b>
<i>Total number of speed-related MVC fatalities:</i>	<b>0</b>
<i>Total number of MVC fatalities with .08+ BAC:</i>	<b>4</b>
<i>Total number of MVC fatalities with driver &lt; age 20:</i>	<b>0</b>
<i>Of total number of MVC fatalities, how many used seat belt:</i>	<b>1</b>
<i>Total number of motorcycle fatalities:</i>	<b>1</b>
<i>Total number of un-helmeted motorcycle fatalities:</i>	<b>1</b>
<i>Total number of pedestrian fatalities:</i>	<b>1</b>
<i>Total number of motor vehicle crashes:</i>	<b>656</b>
<i>Total number of injury MVCs:</i>	<b>130</b>
<i>Total number of alcohol-related MVCs:</i>	<b>20</b>
<i>Total number of speed-related MVCs:</i>	<b>0</b>
<i>Total number of traffic citations:</i>	<b>9975</b>
<i>Total number of DUI citations:</i>	<b>529</b>
<i>Total number of speed citations:</i>	<b>2886</b>
<i>Total number of seat belt citations:</i>	<b>232</b>
<i>Total number of CPS citations:</i>	<b>1</b>
<i>Total number of traffic safety presentations (community/school):</i>	<b>9</b>

During FY12, the Salt River Highway Safety Program conducted: **0** checkpoints  
**67** saturation patrols

Safety Belt Law: **None**

Tribal BAC Law: **.10**

Traffic Statistics Software: **New World**

## PT-12-25-02 - Fort McDowell Yavapai (Arizona)

Reservation Population: 971

Land Base: 24,680 acres

Road Miles: 39

This project was funded for Overtime.

Law Enforcement: Tribal

FY12 was the sixth year of OT funding for Fort McDowell.

<b>Total number of MVC fatalities:</b>	<b>0</b>
<b>Total number of alcohol-related MVC fatalities:</b>	<b>0</b>
<b>Total number of speed-related MVC fatalities:</b>	<b>0</b>
<b>Total number of MVC fatalities with .08+ BAC:</b>	<b>0</b>
<b>Total number of MVC fatalities with driver &lt; age 20:</b>	<b>0</b>
<b>Of total number of MVC fatalities, how many used seat belt:</b>	<b>0</b>
<b>Total number of motorcycle fatalities:</b>	<b>0</b>
<b>Total number of un-helmeted motorcycle fatalities:</b>	<b>0</b>
<b>Total number of pedestrian fatalities:</b>	<b>0</b>
<b>Total number of motor vehicle crashes:</b>	<b>21</b>
<b>Total number of injury MVCs:</b>	<b>8</b>
<b>Total number of alcohol-related MVCs:</b>	<b>3</b>
<b>Total number of speed-related MVCs:</b>	<b>6</b>
<b>Total number of traffic citations:</b>	<b>1649</b>
<b>Total number of DUI citations:</b>	<b>74</b>
<b>Total number of speed citations:</b>	<b>1009</b>
<b>Total number of seat belt citations:</b>	<b>123</b>
<b>Total number of CPS citations:</b>	<b>17</b>
<b>Total number of traffic safety presentations (community/school):</b>	<b>4</b>

During FY12, the Fort McDowell Highway Safety Program conducted: **4** checkpoints  
**292** saturation patrols

Safety Belt Law: **Primary**

Tribal BAC Law: **.08**

Traffic Statistics Software: **Sleuth**

## PT-12-25-03 – Leech Lake Tribe (Minnesota)

Reservation Population: 10,205

Land Base: 677,099 acres

Road Miles: 860

This project was funded for Overtime.

Law Enforcement: Tribal

FY12 was the fourth year of funding for Leech Lake.

<b>Total number of MVC fatalities:</b>	<b>2</b>
<b>Total number of alcohol-related MVC fatalities:</b>	<b>2</b>
<b>Total number of speed-related MVC fatalities:</b>	<b>1</b>
<b>Total number of MVC fatalities with .08+ BAC:</b>	<b>1</b>
<b>Total number of MVC fatalities with driver &lt; age 20:</b>	<b>0</b>
<b>Of total number of MVC fatalities, how many used seat belt:</b>	<b>0</b>
<b>Total number of motorcycle fatalities:</b>	<b>0</b>
<b>Total number of un-helmeted motorcycle fatalities:</b>	<b>0</b>
<b>Total number of pedestrian fatalities:</b>	<b>1</b>
<b>Total number of motor vehicle crashes:</b>	<b>116</b>
<b>Total number of injury MVCs:</b>	<b>33</b>
<b>Total number of alcohol-related MVCs:</b>	<b>2</b>
<b>Total number of speed-related MVCs:</b>	<b>8</b>
<b>Total number of traffic citations:</b>	<b>1535</b>
<b>Total number of DUI citations issued:</b>	<b>59</b>
<b>Total number of speed citations in FY11:</b>	<b>1046</b>
<b>Total number of seat belt citations:</b>	<b>32</b>
<b>Total number of CPS citations:</b>	<b>12</b>
<b>Total number of traffic safety presentations (community/school):</b>	<b>8</b>

During FY12, the Leech Lake Highway Safety Program conducted: **5** checkpoints  
**8** saturation patrols

Safety Belt Law: **Secondary**

Tribal BAC Law: **.08**

Traffic Statistics Software: **Law Enforcement Technologies Group**

## PT-12-25-05 Lac Courte Oreilles (Wisconsin)

Reservation Population: 2,886

Land Base: 48,000 acres

Road Miles: 319

This project was funded for Overtime.

Law Enforcement: Tribal

FY12 was the third year of funding for Leech Lake.

<b>Total number of MVC fatalities:</b>	<b>1</b>
<b>Total number of alcohol-related MVC fatalities:</b>	<b>0</b>
<b>Total number of speed-related MVC fatalities:</b>	<b>0</b>
<b>Total number of MVC fatalities with .08+ BAC:</b>	<b>0</b>
<b>Total number of MVC fatalities with driver &lt; age 20:</b>	<b>0</b>
<b>Of total number of MVC fatalities, how many used seat belt:</b>	<b>0</b>
<b>Total number of motorcycle fatalities:</b>	<b>1</b>
<b>Total number of un-helmeted motorcycle fatalities:</b>	<b>1</b>
<b>Total number of pedestrian fatalities:</b>	<b>0</b>
<b>Total number of motor vehicle crashes:</b>	<b>13</b>
<b>Total number of injury MVCs:</b>	<b>4</b>
<b>Total number of alcohol-related MVCs:</b>	<b>4</b>
<b>Total number of speed-related MVCs:</b>	<b>3</b>
<b>Total number of traffic citations:</b>	<b>304</b>
<b>Total number of DUI citations issued:</b>	<b>37</b>
<b>Total number of speed citations:</b>	<b>114</b>
<b>Total number of seat belt citations:</b>	<b>26</b>
<b>Total number of CPS citations:</b>	<b>0</b>
<b>Total number of traffic safety presentations (community/school):</b>	<b>0</b>

During FY12, the Lac Courte Oreilles Highway Safety Program conducted: **0** checkpoints  
**3** saturation patrols

Safety Belt Law: **Primary** (law passed June 30, 2009)

Tribal BAC Law: **.08**

Traffic Statistics Software: **Visions**

## PT-12-25-07 Colorado River (Arizona)

Reservation Population: 9,200

Land Base: 285,296 acres

Road Miles: 496

This project was funded for Overtime.

Law Enforcement: Tribal

FY12 was the first year of OT funding for Colorado River.

<b>Total number of MVC fatalities:</b>	<b>5</b>
<b>Total number of alcohol-related MVC fatalities:</b>	<b>0</b>
<b>Total number of speed-related MVC fatalities:</b>	<b>0</b>
<b>Total number of MVC fatalities with .08+ BAC:</b>	<b>0</b>
<b>Total number of MVC fatalities with driver &lt; age 20:</b>	<b>1</b>
<b>Of total number of MVC fatalities, how many used seat belt:</b>	<b>1</b>
<b>Total number of motorcycle fatalities:</b>	<b>0</b>
<b>Total number of un-helmeted motorcycle fatalities:</b>	<b>0</b>
<b>Total number of pedestrian fatalities:</b>	<b>1</b>
<b>Total number of motor vehicle crashes:</b>	<b>114</b>
<b>Total number of injury MVCs:</b>	<b>18</b>
<b>Total number of alcohol-related MVCs:</b>	<b>8</b>
<b>Total number of speed-related MVCs:</b>	<b>8</b>
<b>Total number of traffic citations:</b>	<b>591</b>
<b>Total number of DUI citations issued:</b>	<b>56</b>
<b>Total number of speed citations:</b>	<b>446</b>
<b>Total number of seat belt citations:</b>	<b>0</b>
<b>Total number of CPS citations:</b>	<b>0</b>
<b>Total number of traffic safety presentations (community/school):</b>	<b>6</b>

During FY12, the Colorado River Highway Safety Program conducted: **3** checkpoints  
**4** saturation patrols

Safety Belt Law: **Secondary**

Tribal BAC Law: **.10**

Traffic Statistics Software: **Computer Aided Reporting System**

# Mobilizations

All 26 Tribal law enforcement agencies funded in FY12 signed commitments to participate in three mobilizations during the project year.

## ***Don't Shatter the Dream*** Indian State Impaired Driving Mobilization December 16, 2011 - January 2, 2012

Statistics reported from ***Don't Shatter the Dream***:

Number of Tribal Police Department and BIA Police Departments Reports: **33**

Number of Activity Reports in FY11: **25**

DWI Arrests:	286	Suspended Licenses:	172
Safety Belt Citations:	410	Uninsured Motorists:	0
Child Safety Citations:	50	Speeding:	1363
Felony Arrests:	36	Drug Arrests:	41
Recovered Stolen Vehicles:	8	Crashes:	93
Fugitives Apprehended:	120	MVC Fatalities:	1

### Media Activity

Billboards (includes casino marquees): 18

Radio News Stories Aired This Period: 21

Print News Stories Run This Period: 13

Other News Stories: 8 – Posters and flyers posted in communities, schools, and bus stops.

Newsletters and email sent out to tribal community and staff. Highway signs were also posted.

IHSP staff mailed *Don't Shatter the Dream* posters printed by NHTSA Headquarters to all participating Tribes.

The 33 law enforcement agencies reported a total of 3,364 hours on traffic enforcement during the Mobilization.

**1** fatality was reported from participating Tribal and BIA Police Departments during the mobilization.

**Click It Or Ticket Safety Belt Mobilization**  
**May 21 - June 3, 2012**

Statistics reported from **Click It Or Ticket:**

Number of Tribal Police Department and BIA Police Departments Reports: **43**

Number of Activity Reports in FY12: **36**

DWI Arrests:	192	Suspended Licenses:	335
Safety Belt Citations:	1036	Child Safety Citations:	137
Speeding:	2090	Felony Arrests:	67
Drug Arrests:	70	Recovered Stolen Vehicles:	13
Fugitives Apprehended:	102	Crashes:	39
MVC Fatalities:	0		

The 43 law enforcement agencies reported a total of 5,176 hours on traffic enforcement during the Mobilization.

A total of \$124,661.73 was expended on enforcement for this mobilization.

**0** fatalities were reported during the *CIOT* mobilization.

**Media Activity**

TV News Stories Aired This Period:	None Reported
Radio News Stories Aired This Period:	8
Print News Stories Run This Period:	6

IHSP staff mailed *Click It Or Ticket* posters printed by NHTSA Headquarters to all participating Tribes.

**Drive Sober or Get Pulled Over Impaired Driving Mobilization**  
**August 17 - September 3, 2012**

Statistics reported from *Drive Sober or Get Pulled Over*:

Number of Tribal Police Department and BIA Police Departments Reports: **36**

Number of Activity Reports in FY12: **30**

DWI Arrests:	59	Suspended Licenses:	249
Safety Belt Citations:	52	Uninsured Motorists:	0
Child Safety Citations:	44	Speeding:	2178
Felony Arrests:	105	Drug Arrests:	81
Recovered Stolen Vehicles:	5	Crashes:	107
Fugitives Apprehended:	277	MVC Fatalities:	6

The 30 law enforcement agencies reported a total of 3,123.5 hours on traffic enforcement during the Mobilization.

**6** fatalities were reported during this mobilization.

Media Activity

TV News Stories Aired This Period:	None Reported
Radio News Stories Aired This Period:	8
Print News Stories Run This Period:	18



## **LOOKING TO THE FUTURE**

Overall, FY12 was a successful year for the Tribes funded by the Indian Highway Safety Program. We remain committed to working closely with all of our traffic safety partners in the future.

We will make a renewed effort in FY13 in the area of Traffic Records and collecting additional traffic data as we realize this is the cornerstone of our program.

As always, we appreciate the guidance and assistance of the NHTSA Region 6 staff. We would like to acknowledge and thank our traffic safety partners:

The NHTSA Region 6 Administrator, Region 6 Program Manager and the rest of the Region 6 staff for their guidance and support of IHSP throughout the year. The BIA OJS Special Agents in Charge, Assistant Special Agents in Charge, Chiefs of Police, and tribal and Bureau of Indian Affairs police officers who have provided support to this program throughout the year also deserve a special thanks..

The Highway Safety Officers funded by this program are some of the most dedicated law enforcement officers in the country and this program is proud to support them. Our overall goal is to save lives in Indian Country caused by motor vehicle crashes and in FY12 this goal was accomplished.