

# State of Arizona Highway Safety Annual Report

*Federal Fiscal Year 2018*



**Douglas A. Ducey**  
Governor  
State of Arizona



**Alberto C. Gutier**  
Director and  
Governor's Highway Safety Representative

---

# State of Arizona Highway Safety Annual Report

*Federal Fiscal Year 2018*

*prepared for*

U.S. Department of Transportation, National Highway Traffic Safety Administration

*prepared by*

Arizona Governor's Office of Highway Safety  
1700 West Washington Street  
Executive Tower, Suite 430  
Phoenix, Arizona 85007

December 2018

---

---

# Contact Information

**Name:** Alberto C. Gutier

**Title:** Director, Governor's Office of Highway Safety  
Governor's Highway Safety Representative

**Street:** 1700 West Washington Street

**Telephone:** (602) 255-3216

**Suite/Room:** Suite 430

**Fax:** (602) 255-1265

**City, State:** Phoenix, AZ

**Email:** [agutier@azgohs.gov](mailto:agutier@azgohs.gov)

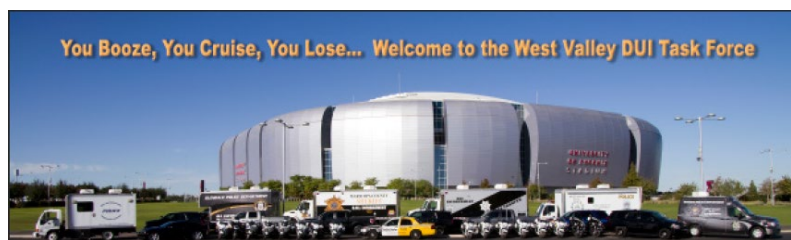
**Zip:** 85007

**Web Address:** [www.azgohs.gov](http://www.azgohs.gov)

---

---

*This Annual Report is dedicated to all first responders who serve the Arizona community – Thank you*



# Table of Contents

<b>1.0 Arizona GOHS Program Overview .....</b>	<b>1</b>
1.1 Executive Summary .....	1
1.2 Accomplishments .....	2
1.3 Looking Forward.....	3
1.4 Introduction .....	4
1.5 Arizona GOHS Mission.....	5
1.6 Arizona GOHS Organization .....	5
1.7 Strategic Partners .....	7
1.8 Legislative Update .....	7
<b>2.0 Highway Safety Performance .....</b>	<b>8</b>
2.1 Progress Assessment.....	8
2.2 Highway Safety Trends.....	10
<b>3.0 Program Areas.....</b>	<b>17</b>
3.1 Accident Investigation (AI).....	18
3.2 Alcohol and Other Drugs (AL).....	24
3.3 Emergency Medical Services (EM) .....	37
3.4 Motorcycle Safety (MC).....	40
3.5 Occupant Protection (OP) .....	43
3.6 Pedestrian and Bicycle Safety (PS).....	50
3.7 Police Traffic Services (PTS).....	54
3.8 Traffic Records (TR) .....	63
3.9 Planning and Administration (PA).....	66
<b>4.0 Cost Summary.....</b>	<b>69</b>
<b>5.0 Addendum – Seat Belt Survey .....</b>	<b>73</b>

# List of Tables

Table 1.1	Arizona Crash Factors as Percent of Total Fatalities 2017.....	4
Table 2.1	Arizona Highway Safety Performance Report .....	9
Table 2.2	Arizona Highway Safety Trends .....	10
Table 3.1	Performance Targets and Measures (Accident Investigation) .....	18
Table 3.2	FFY 2018 Accident Investigation Projects .....	19
Table 3.3	Performance Targets and Measures (Alcohol and Other Drugs) .....	24
Table 3.4	FFY 2018 Alcohol and Other Drugs Projects.....	25
Table 3.5	DUI Task Force Statistics (DUI Arrests – Select Holidays).....	33
Table 3.6	DUI Task Force Statistics (by Calendar Year).....	34
Table 3.7	Performance Targets and Measures (Emergency Medical Services).....	37
Table 3.8	FFY 2018 Emergency Medical Services Projects .....	38
Table 3.9	Performance Targets and Measures (Motorcycle Safety).....	40
Table 3.10	FFY 2018 Motorcycle Safety Projects.....	41
Table 3.11	Performance Targets and Measures (Occupant Protection) .....	43
Table 3.12	FFY 2018 Occupant Protection Projects .....	44
Table 3.13	“Buckle Up Arizona...It’s the Law!” Campaign .....	47
Table 3.14	Performance Targets and Measures (Pedestrian and Bicycle Safety).....	50
Table 3.15	FFY 2018 Pedestrian and Bicycle Safety Projects.....	51
Table 3.16	Performance Targets and Measures (Police Traffic Services).....	54
Table 3.17	FFY 2018 Police Traffic Services Projects.....	55
Table 3.18	FFY 2018 Traffic Records Projects.....	64
Table 3.19	Performance Targets and Measures (Planning and Administration) .....	66
Table 3.20	FFY 2018 Planning and Administration Project .....	67
Table 4.1	Highway Safety Program Cost Summary .....	70
Table 5.1	Seat Belt Survey Summary Data .....	73

# List of Figures

Figure 1.1 Organizational Chart.....	6
Figure 2.1 Fatalities .....	11
Figure 2.2 Serious Traffic Injuries .....	11
Figure 2.3 Fatality Rate.....	12
Figure 2.4 Unrestrained Passenger Vehicle Occupant Fatalities .....	12
Figure 2.5 Alcohol-Impaired Driving Fatalities.....	13
Figure 2.6 Speeding-Related Fatalities .....	13
Figure 2.7 Motorcycle Fatalities.....	14
Figure 2.8 Unhelmeted Motorcycle Fatalities.....	14
Figure 2.9 Drivers Age 20 or Younger in Fatal Crashes.....	15
Figure 2.10 Pedestrian Fatalities.....	15
Figure 2.11 Bicycle Fatalities.....	16
Figure 2.12 Percent Observed Seat Belt Use for Passenger Vehicles.....	16

# 1.0 Arizona GOHS Program Overview

## 1.1 EXECUTIVE SUMMARY

This Arizona Highway Safety Annual Report (AR) for Federal Fiscal Year (FFY) 2018 serves as the State's assessment of the 2018 Highway Safety Plan (HSP). It is required by the National Highway Traffic Safety Administration (NHTSA) pursuant to 23 CFR § 1300.33 and provides an update of highway safety projects administered by the Arizona Governor's Office of Highway Safety (GOHS).

The projects and funding administered by GOHS were approved by NHTSA Region 9 in the FFY 2018 HSP and subsequent revisions throughout the year.

Each year, GOHS develops the HSP which identifies current highway safety problems, defines performance targets and measures, and describes safety programs and projects that will be implemented to address highway safety concerns and achieve safety performance targets. The AR reviews the yearly progress on implementing Arizona's HSP and documents the use of grant funding administered by NHTSA for Federal funds available under the Section 402 State and Community Highway Safety grant program and the Section 405 National Priority Safety Program of the Federal transportation bills Moving Ahead for Progress in the 21<sup>st</sup> Century (MAP-21) and Fixing America's Surface Transportation (FAST) Act. GOHS has reviewed and implemented the FAST Act in FFY 2018 in Arizona.

GOHS administers Federal funds to state, local and nonprofit organizations who agree to work toward the shared goal of reducing deaths and serious injuries due to motor vehicle crashes through implementation of programs and projects that address driver behaviors and improvements in the traffic records systems.

Total traffic fatalities in Arizona increased from 952 in 2016 to 1,000 in 2017. Any life lost due to a motor vehicle crash is tragic. GOHS and our safety partners continue to work toward the shared goal of reducing fatalities and injuries through joint implementation of the HSP and our Strategic Highway Safety Plan (SHSP). GOHS will continue to provide funding and support for the national mobilizations and effective highway safety programs aimed at reducing fatalities and injuries on Arizona's roadways.



## 1.2 ACCOMPLISHMENTS

- The Governor’s Office of Highway Safety (GOHS) partnered with the Arizona Supreme Court and the Phoenix Police Department implemented the “Electronic Search Warrant” for blood draws in DUI cases. Officers can now obtain electronic search warrants from a Superior Court judge based in Maricopa County in less than eight minutes. GOHS Director has implemented this statewide with the help from the Arizona Supreme Court staff. AZ DPS is providing training statewide to all agencies with the system.
- GOHS provided funding and personnel to train over 1,000 Arizona law enforcement officers impaired driving certifications (ARIDE, SFST, HGN, DRE, Phlebotomy). Officers from 19 states were trained as Drug Recognition Experts. GOHS also helped train American Samoa and Guam officers in SFST, ARIDE and DRE.
- Although law enforcement agencies made over one million traffic stops in 2018, DUI arrests totaled just over 27,104. The implementation of the “Know Your Limit” Program by 29 Arizona agencies and two judicial courts, the awareness and enforcement campaigns to encourage sober/designated drivers and the increased use of rideshare companies, such as Über and Lyft, is a direct correlation for the decrease.
- Of the grants awarded to address speed and reckless driving, Agencies used funds for the acquisition of speed detection devices—totaling \$374,358. As a result of the additional equipment and increased overtime enforcement patrols, civil speed citations increased by 7%, criminal speed citations increased by 3% and aggressive driving citations increased over 45%.
- The percentage of motorists wearing seat belts is 85.9% with a Secondary Seat Belt Law in the Arizona statutes.
- GOHS provided grant funds of \$226,863 to purchase 3,630 of child safety/booster seats in FFY 2018. Through numerous organizations, 6,541 child safety/booster seats were installed.
- GOHS reviewed more than 325 grant proposals submitted and awarded 306 grants to 121 agencies/organizations for FFY 2018.
- GOHS hosted the NHTSA Region 9 Partners and Leadership meeting in April 2018.
- GOHS was involved in the testing of the Grants Management Solutions Suite with other states.

## 1.3 LOOKING FORWARD

The Governor's Office of Highway Safety (GOHS) and Arizona law enforcement continue to work hard to decrease fatalities through enforcement and education. Law enforcement agencies continue to arrest impaired drivers and cite speeding and seat belt violators aggressively. As the leading agency in the State of Arizona dedicated to promoting traffic safety, GOHS looks forward to meeting the challenges ahead in 2019. Next year, GOHS will:

- Promote traffic safety through extensive enforcement, education and public awareness activities.
- Maintain and enhance existing DUI operations, including task forces, saturation patrols and sobriety checkpoint deployments.
- Continue to fund programs and identify strategies to reduce speed-related fatalities and injury collisions.
- Continue to promote Arizona as the preeminent state for Drug Recognition Expert and Phlebotomy training through the enhancement of these programs.
- Complete statewide training for grantees on the FFY 2020 proposal guide.
- Host a conference for law enforcement, prosecutors and judges.
- Continue to actively participate in national enforcement campaigns, such as the Labor Day DUI enforcement campaign, Winter Holiday DUI Crackdown, and the Click it or Ticket Mobilization.
- Enhance and expand the Children are Priceless Passengers program.
- Maintain or increase the seat belt usage percentage rate.

GOHS is confident that it will continue to meet and surpass the goals and objectives delineated in the FFY 2018 Highway Safety Plan and those enumerated above to reduce traffic fatalities and injuries in Arizona in the next year and beyond. GOHS is well prepared to meet these, and other challenges that lie ahead, to keep the public safe on Arizona's streets and highways.

## 1.4 INTRODUCTION

The Governor's Office of Highway Safety (GOHS) supports activities having the greatest potential to save lives, reduce injuries and improve highway safety in Arizona. GOHS staff analyzed a broad range of data, reviewed relevant highway safety research and applied in-house expertise to identify the most significant safety problems in the State. Relevant magnitudes of various contributing crash factors were reviewed and tracked over time, as were the demographics of drivers and crash victims and whether they used, or did not use, appropriate safety equipment.

Table 1.1 summarizes this analysis and displays the relative importance of various contributing crash factors, modes of travel and demographics to crash fatalities in Arizona in 2017.

**Table 1.1 Arizona Crash Factors as Percent of Total Fatalities 2017**

Speeding Related	Alcohol-Impaired Driving	Unrestrained Vehicle Occupant	Pedestrians	Motorcyclists	Bicyclists	Drivers Age 20 and Younger
30%	28%	24%	22%	16%	3%	11%

Source: Fatality Analysis Reporting System (FARS)

This data shows that speeding, alcohol impairment and unrestrained occupants are the factors having the greatest impact on fatalities in Arizona. Therefore, GOHS has focused its resources on addressing these factors through the following Tier 1 program areas:

- **Police Traffic Services (PT)** - To achieve and maintain compliance with traffic laws such as speeding, reckless driving, and red light running. Enforcement must be consistent, impartial and uniformly applied to all drivers.
- **Alcohol and Other Drugs (AL)** - To reduce the number and severity of crashes in which alcohol and/or drugs are contributing factors.
- **Occupant Protection (OP)** - To increase the statewide seat belt/child safety seat (CSS) usage rates of motor vehicle occupants and to increase public information and education of the benefits of seat belt/CSS usage for adults and children.

GOHS addresses other conditions and contributing crash factors through the following Tier 2 program areas:

- **Accident Investigation (AI)** - To provide training and resources for vehicular crimes units to more effectively aid in the investigation and thus increasing prosecution of "at fault" drivers.
- **Emergency Medical Services (EM)** - To support rural first responders with emergency medical services (EMS) equipment.
- **Motorcycle Safety (MC)** - To increase the public's awareness, understanding of and participation in motorcycle safety.
- **Pedestrian and Bicycle Safety (PS)** - To increase the public's awareness of pedestrian and bicycle safety, while encouraging their participation. The public targeted included pedestrians from a wide range of demographics - from school children to the elderly.

- **Traffic Records (TR)** - To develop a comprehensive data processing system that brings together the engineering, enforcement, educational, medical, behavioral health, prosecution, judicial, correctional and emergency response disciplines.

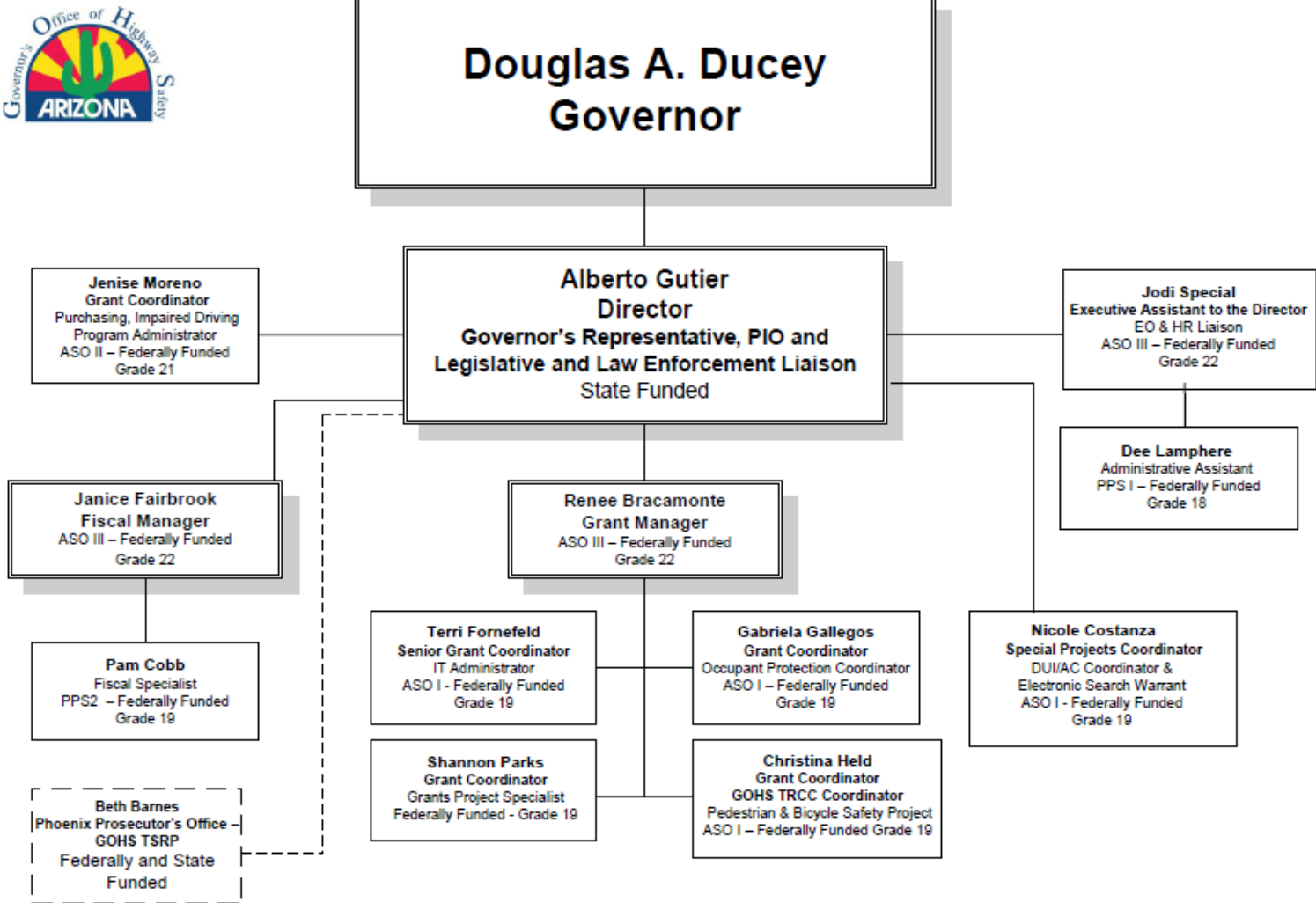
## **1.5 ARIZONA GOHS MISSION**

The Governor's Office of Highway Safety (GOHS), as the focal point for highway safety issues in Arizona, provides leadership by developing, promoting, and coordinating programs; influencing public and private policy; and increasing public awareness of highway safety.

## **1.6 ARIZONA GOHS ORGANIZATION**

The Governor's Office of Highway Safety (GOHS) is led by the Director, Alberto C. Gutier, who is appointed by and reports to the Governor of Arizona, Douglas A. Ducey. Mr. Gutier is supported by an executive assistant, Jodi Special and administrative staff; grant-funded programs for a variety of agencies and other institutions is headed by Grant Manager, Renee Bracamonte; financial staff is headed by the Fiscal Manager, Janice Fairbrook; and project management staff. The dotted lines in the organizational chart (Figure 1.1) depict the Traffic Safety Resource Prosecutor. This position is supported by GOHS and housed in an office outside of the GOHS office.

Figure 1.1 Organizational Chart



## 1.7 STRATEGIC PARTNERS

The Governor's Office of Highway Safety (GOHS) appreciates the cooperation and support of many stakeholders at the federal and state level including:

- Arizona Department of Transportation;
- Arizona Department of Public Safety;
- Arizona Department of Health Services;
- Arizona Department of Liquor Licenses and Control;
- Arizona DUI Abatement Council;
- Arizona Association of Chiefs of Police;
- Arizona Sheriffs Association;
- Arizona Prosecuting Attorneys Advisory Council;
- Arizona Restaurant Association;
- National Safety Council;
- Red Means Stop Coalition;
- Mothers Against Drunk Driving (MADD);
- Students Against Destructive Decisions (SADD);
- Beverage Alcohol Community Information Council (BACIC);
- Federal Highway Administration;
- Federal Motor Carrier Safety Administration; and
- National Highway Traffic Safety Administration.

## 1.8 LEGISLATIVE UPDATE

In FFY 2018, there was no legislation introduced or passed that would affect highway safety.

## 2.0 Highway Safety Performance

### 2.1 PROGRESS ASSESSMENT

#### Core Performance Measures

The primary highway safety goal for Arizona is to reduce fatalities across all program areas. The Governor's Office of Highway Safety (GOHS) tracks performance measures based on the National Highway Traffic Safety Administration's (NHTSA) Fatality Analysis Reporting System (FARS) data in combination with several other data sources to understand trends and set safety performance targets. Table 2.1 identifies the performance measures which the GOHS tracked in FFY 2018. These performance measures mirror the outcome, behavior and activity performance measures developed by NHTSA in collaboration with the Governors Highway Safety Association (GHSA).

**Table 2.1 Arizona Highway Safety Performance Report**

Performance Measures	Performance Measure	2017 Target	2017 Actual	Target Met	% Difference (Actual versus Target)	2018 Target
Core Outcome Measures	Traffic fatalities	937	1,000	No	+7%	1040
	Serious Traffic Injuries	4158	4,112	Yes	-1%	4515
	Fatalities/100M VMT	1.37	1.54	No	+12%	1.53
	Unrestrained fatalities	251	235	Yes	-6%	255
	Alcohol-impaired fatalities (>=0.08 BAC)	263	278	No	+6%	272
	Speeding-related fatalities	299	299	Yes	+0.0%	301
	Motorcycle fatalities	142	163	No	+15%	143
	Unhelmeted motorcycle fatalities	83	84	No	+1%	85
	Young driver involvement in fatal crashes (<=20)	90	113	No	+26%	86
	Pedestrian fatalities	177	216	No	+22%	185
	Bicycle Fatalities	35	32	Yes	-9%	37
	Core Behavior Measures	Observed seat belt use	89.4%	86%	Yes	-4%
Activity Measures	Seat belt citations	NA	28,559	NA	NA	NA
	Impaired driving arrests	NA	20,916	NA	NA	NA
	Speeding citations	NA	254,185	NA	NA	NA

Sources: 2017 Targets - FFY 2017 HSP  
2018 Targets - FFY 2018 HSP  
2017 VMT - ADOT  
Serious Traffic Injuries - ADOT  
Remaining Core Outcome Measures - FARS  
Core Behavior Measures - Behavior Research Center  
Activity Measures - GOHS DUI Reporting System



## 2.2 HIGHWAY SAFETY TRENDS

Table 2.2 below shows the data points associated with the performance measures identified in the previous section. Figures illustrating each performance measure's trend follow on the next six pages.

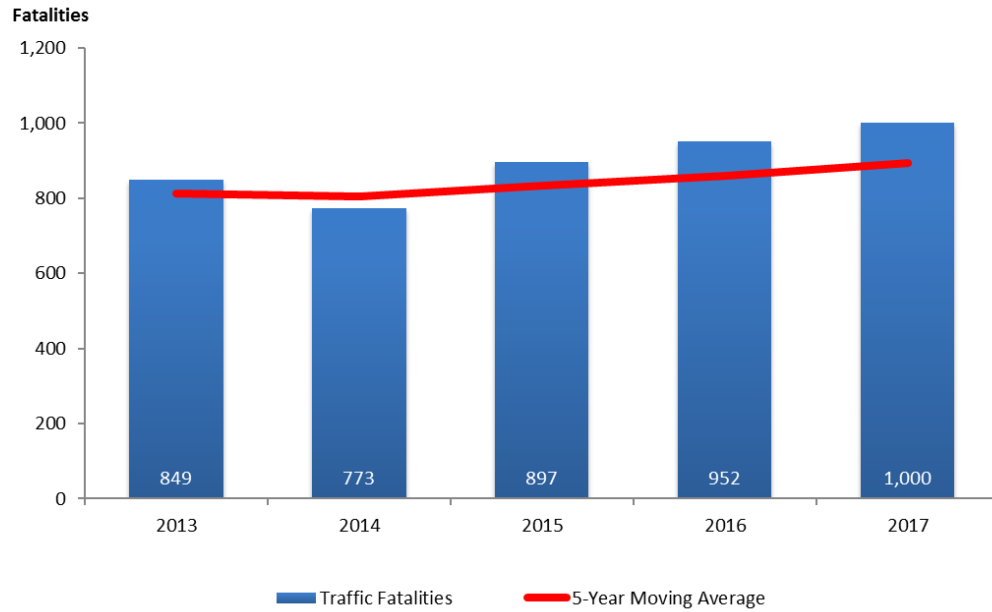
**Table 2.2 Arizona Highway Safety Trends**

	2013	2014	2015	2016	2017	5-Year Average
Fatalities	849	773	897	952	1,000	894
Serious Traffic Injuries	4,305	3,910	4,117	4,540	4,112	4,197
Fatalities/100M VMT	1.40	1.23	1.38	1.45	1.54	1.40
Passenger Unrestrained Vehicle Occupant Fatalities	228	208	256	246	235	235
Alcohol Impaired Driving Fatalities (BAC = 0.08%+)	221	200	267	240	278	241
Speeding-Related Fatalities	293	255	315	325	299	297
Total Motorcycle Fatalities	151	130	137	146	163	145
Unhelmeted Motorcycle Fatalities	83	69	74	86	84	79
Drivers Age 20 or Younger in Fatal Crashes	119	86	94	105	113	103
Pedestrian Fatalities	151	142	155	186	216	170
Bicycle Fatalities	31	29	28	31	32	30
Percent Observed Belt Use for Passenger Vehicles	84.7%	87.2%	86.6%	88.0%	86.1%	86.5%
Number of Seat Belt Citations Issued	27,840	24,848	25,649	29,386	31,238	27,792
Number of Impaired Driving Arrests Made <sup>b</sup>	31,905	29,282	27,799	26,082	27,652	28,544
Number of Drug Impaired Driving Arrests Made <sup>c</sup>	4,520	4,193	5,692	5,030	7,032	5,293
Number of Other Citations (including speed) Issued	482,190	565,827	591,810	639,085	496,994	553,288
Number of grant funded DUI Checkpoints/Saturation Patrols <sup>d</sup>	11/2,980	15/3,138	14/3,808	14/4,913	16/4,389	

Source: Serious Traffic Injuries – ADOT, All Other Data – FARS  
 Observed Belt Use – Behavior Research Center  
 Seat Belt Citations, Impaired Driving Arrests, Other Citations – GOHS DUI Reporting System

Notes: <sup>a</sup> 5-year Average includes years 2013-2017 data.  
<sup>b</sup> The number of Impaired Driving Arrest Made includes all alcohol and drug impaired driving arrest. Alcohol and Drug combination impaired driving arrest data is not available.  
<sup>c</sup> The Number of Drug Impaired Driving Arrest are included in the total Number of Impaired Driving Arrest Made.  
<sup>d</sup> The numbers shown for saturation patrols are for FFY indicated. The numbers shown for checkpoints are for calendar year indicated.

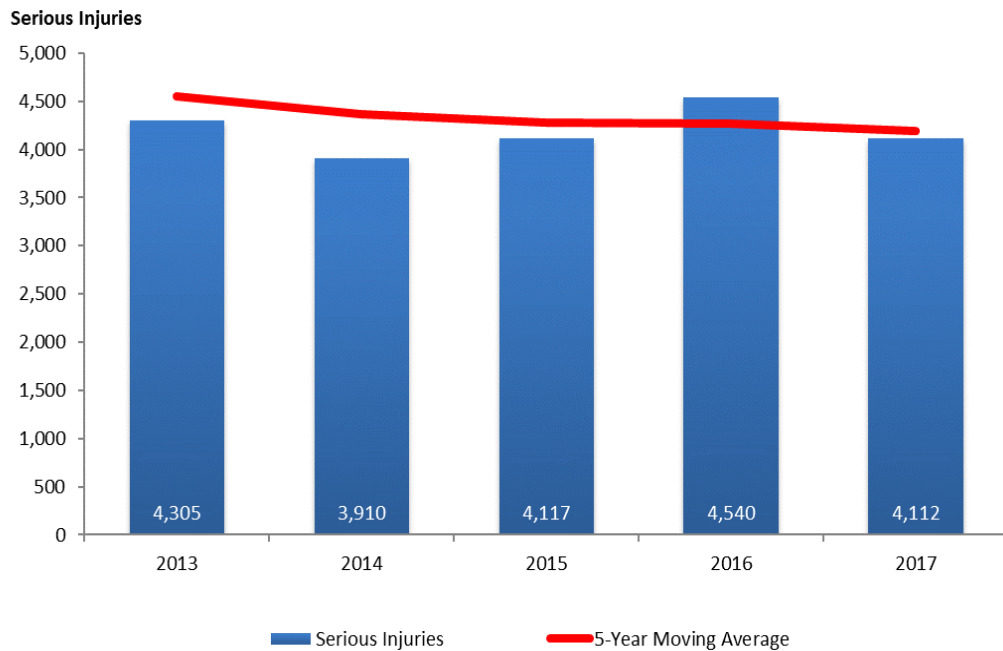
Figure 2.1 Fatalities



Source: FARS

November 2018

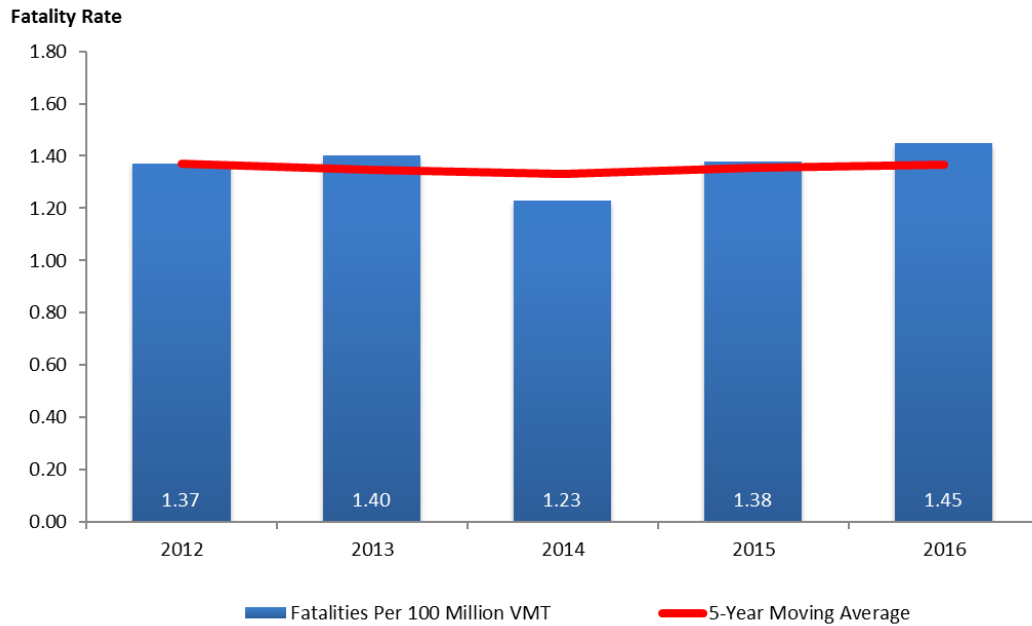
Figure 2.2 Serious Traffic Injuries



Source: ADOT

November 2018

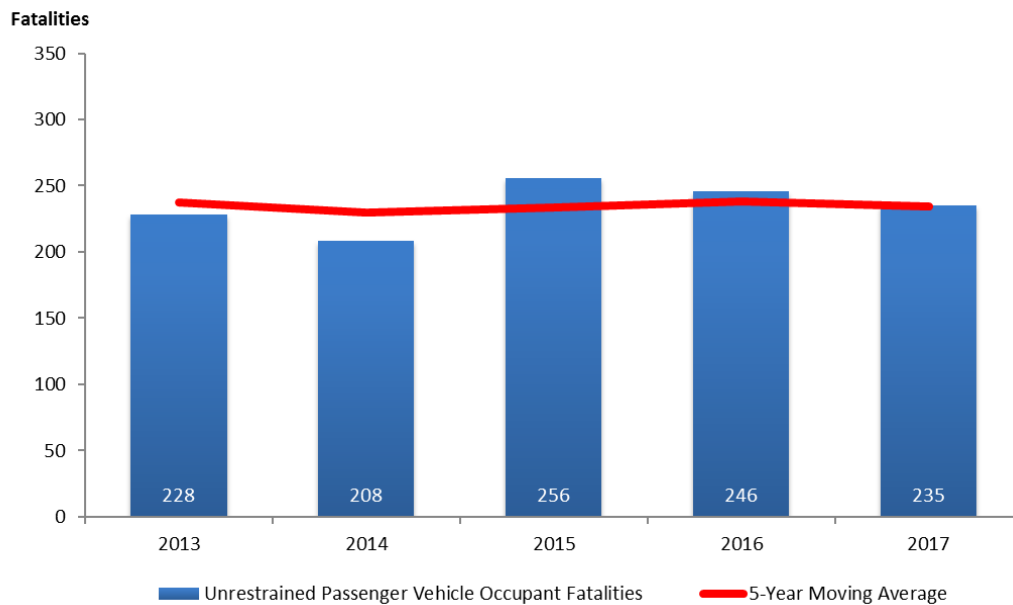
**Figure 2.3 Fatality Rate**



Source: FARS (2017 unavailable at time of publication)

November 2018

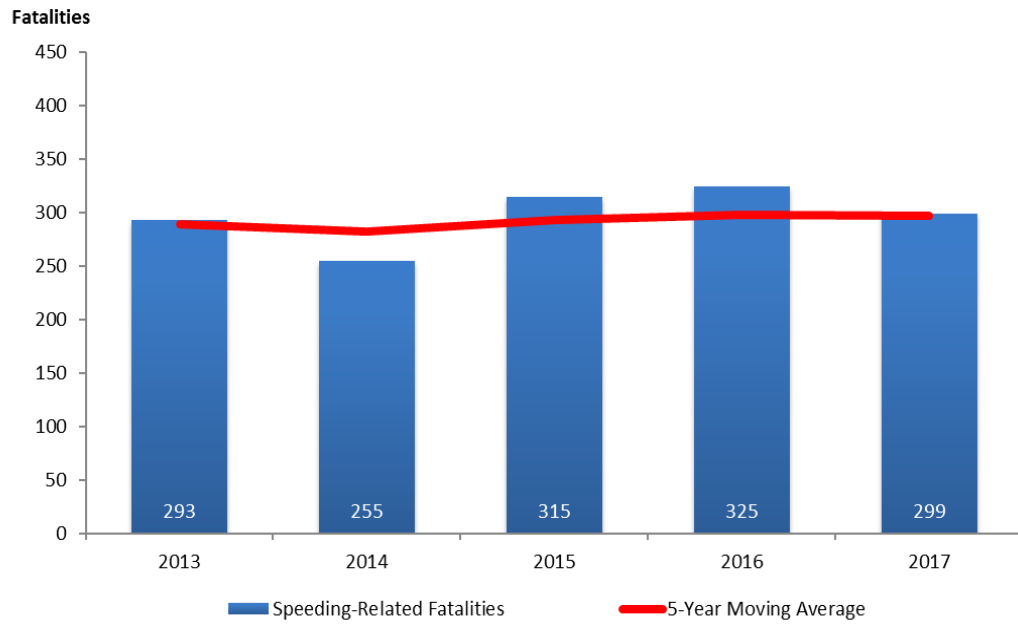
**Figure 2.4 Unrestrained Passenger Vehicle Occupant Fatalities**



Source: FARS

November 2018

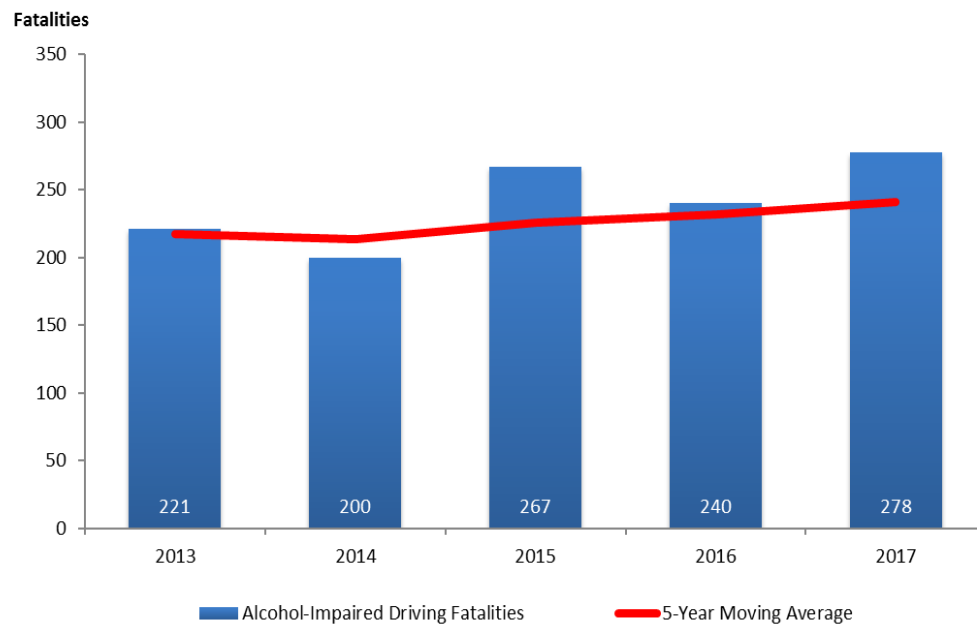
Figure 2.5 Alcohol-Impaired Driving Fatalities



Source: FARS

November 2018

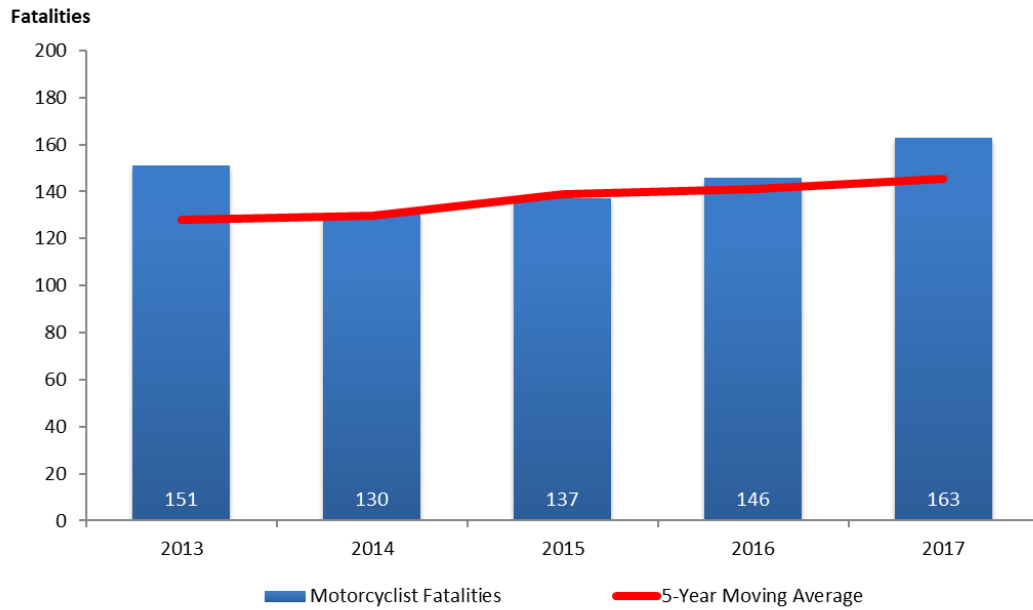
Figure 2.6 Speeding-Related Fatalities



Source: FARS

November 2018

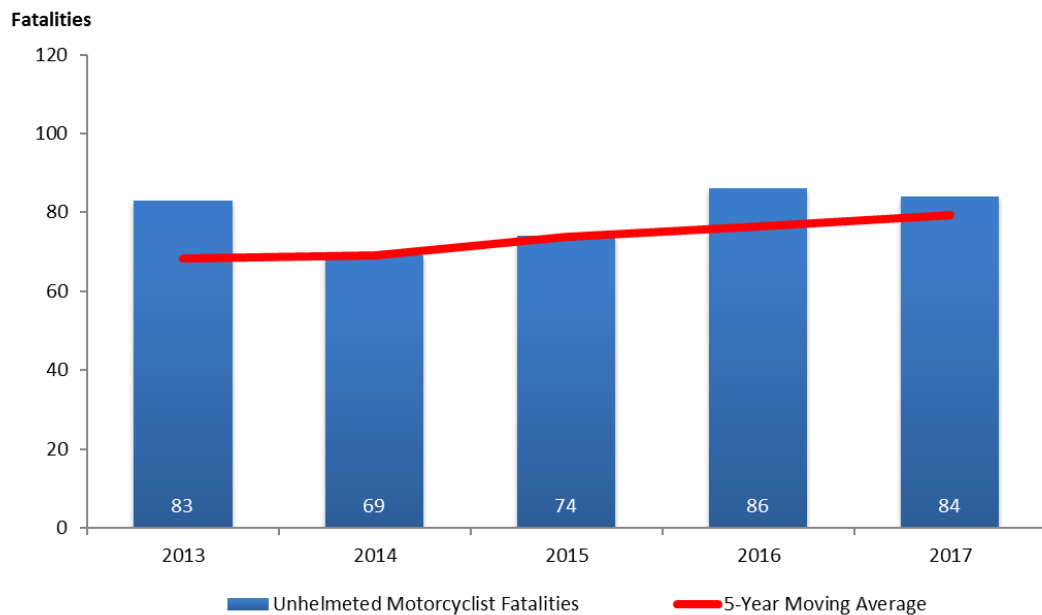
Figure 2.7 Motorcycle Fatalities



Source: FARS

November 2018

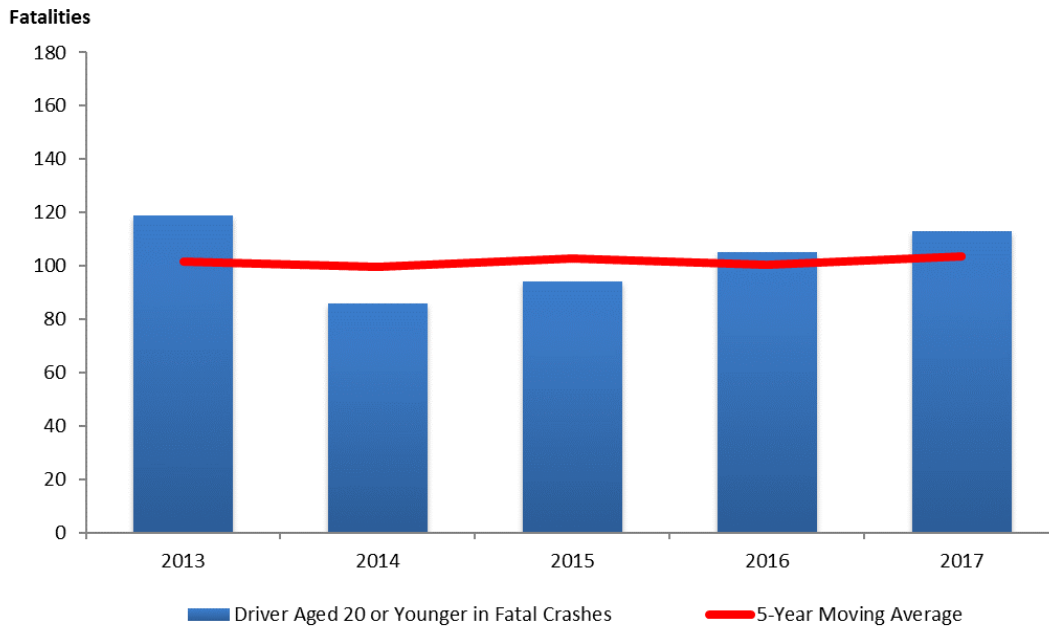
Figure 2.8 Unhelmeted Motorcycle Fatalities



Source: FARS

November 2018

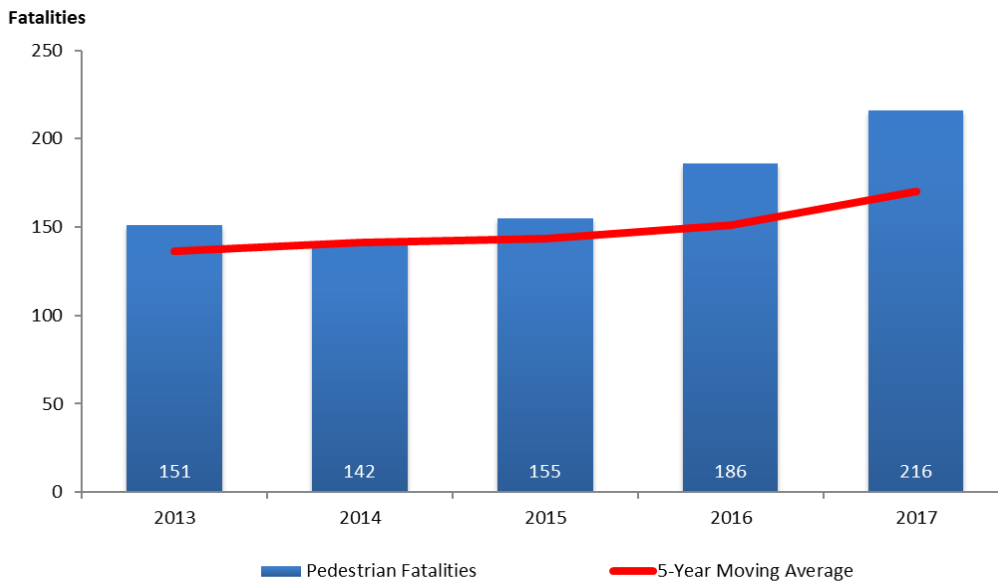
**Figure 2.9 Drivers Age 20 or Younger in Fatal Crashes**



Source: FARS

November 2018

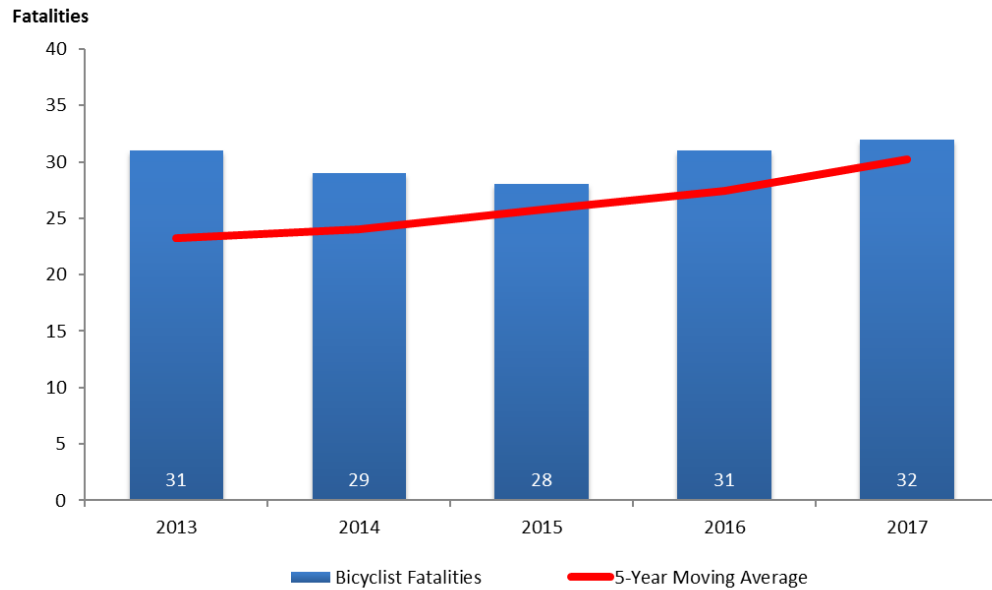
**Figure 2.10 Pedestrian Fatalities**



Source: FARS

November 2018

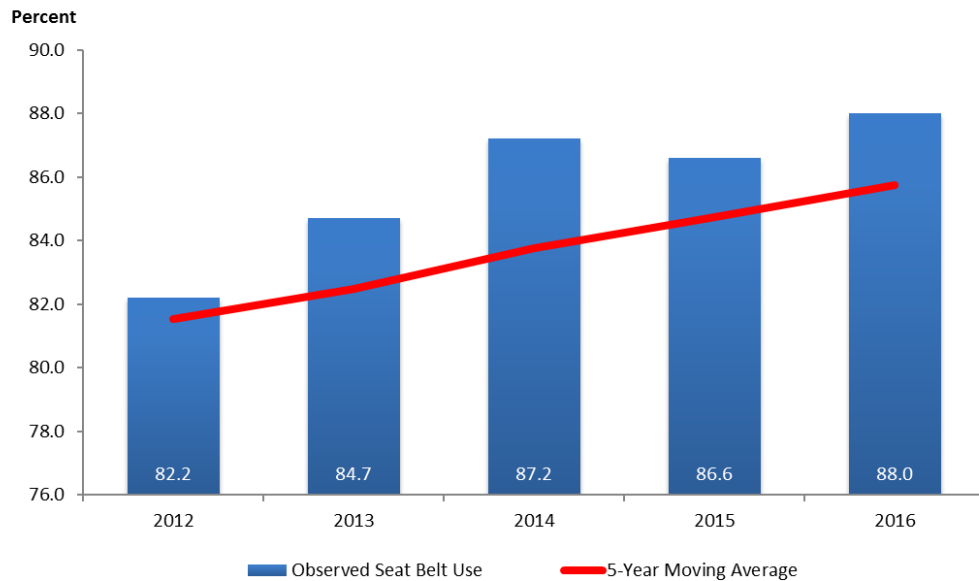
Figure 2.11 Bicycle Fatalities



Source: FARS

November 2018

Figure 2.12 Percent Observed Seat Belt Use for Passenger Vehicles



Source: Arizona Annual Seat Belt Use Survey

November 2018

## 3.0 Program Areas

The performance targets, accomplishments and performance measures of the ten program areas addressed in Arizona's *FFY 2018 Highway Safety Plan* are described in this section.



### 3.1 ACCIDENT INVESTIGATION (AI)

Accident investigations are conducted to determine the causes, contributing factors and consequences of crashes. Key activities include verifying the parameters of the crash as well as its demarcations and location. Statements from witnesses, victims and other drivers are collected and reviewed as part of the investigation to determine the “at fault” driver and whether and to whom citations should be issued. An accident investigation culminates in a report that summarizes the findings, determines where the vehicles were positioned before and after the crash and identifies the cause(s) of the crash.

Accident investigations are critical for felony prosecution of vehicular crimes and provide accurate crash data for the Governor’s Office of Highway Safety (GOHS), the National Highway Traffic Safety Administration, the Arizona Department of Transportation and others.

Many jurisdictions have a Vehicular Crimes Unit that is trained to conduct accident investigations. The Arizona Department of Public Safety provides accident investigation services for those smaller jurisdictions unable to afford the sophisticated equipment needed to conduct them.

#### Performance Targets

**Table 3.1 Performance Targets and Measures (Accident Investigation)**

Performance Target	Performance Measure
Increase the number of enforcement officers trained in the use of crash investigation procedures and equipment.	Number of officers trained in crash and reconstruction techniques.

#### Projects and Funding

Table 3.2 contains a list of the nine Accident Investigation projects, the relevant performance measures, the funds spent on each project and the project status. These projects are grouped into the following four task areas:

- Accident Investigation Overtime;
- Accident Investigation Equipment & Supplies;
- Accident Investigation Training; and
- GOHS Program Administration.

**Table 3.2 FFY 2018 Accident Investigation Projects**

<b>Related Performance Measure</b>					
Accident Investigation tasks supported progress toward all performance targets.					
<b>Task Area</b>	<b>Grantee</b>	<b>Project Number</b>	<b>Funding Source(s)</b>	<b>Funds Obligated</b>	<b>Funds Spent (FFY 2018)</b>
Accident Investigation Overtime	Maricopa County SO	2018-AI-006	Sec. 402	\$30,000.00	\$30,000.00
	Maricopa PD	2018-AI-007*	Sec. 402	\$2,650.00	\$0.00
Accident Investigation Equipment & Supplies	Chino Valley PD	2018-AI-001	Sec. 402	\$5,855.00	\$5,811.38
	Coolidge PD	2018-AI-002	Sec. 402	\$3,703.00	\$3,703.00
	Flagstaff PD	2018-AI-003	Sec. 402	\$7,868.00	\$7,747.70
	UNUSED NUMBER	2018-AI-004*	--	--	--
	Glendale PD	2018-AI-005	Sec. 402	\$14,810.00	\$14,697.62
	Maricopa County SO	2018-AI-006	Sec. 402	\$15,980.00	\$14,031.35
	Mesa PD	2018-AI-009	Sec. 402	\$10,687.00	\$10,687.00
	Tucson PD	2018-AI-010	Sec. 402	\$1,570.00	\$520.00
	Tucson PD	2018-AI-011	Sec. 402	\$48,924.00	\$48,395.13
	Tempe PD	2018-AI-012	Sec. 402	\$15,079.00	\$15,079.00
	Salt River PD	2018-AI-013	Sec. 402	\$20,298.00	\$20,003.46
	La Paz County SO	2018-AI-014	Sec. 402	\$28,453.00	\$28,453.00
Peoria PD	2018-AI-015	Sec. 402	\$30,708.31	\$30,533.90	

<b>Task Area</b>	<b>Grantee</b>	<b>Project Number</b>	<b>Funding Source(s)</b>	<b>Funds Obligated</b>	<b>Funds Spent (FFY 2018)</b>
Accident Investigation Training	Glendale PD	2018-AI-005	Sec. 402	\$10,000.00	\$9,980.00
	Maricopa County SO	2018-AI-006	Sec. 402	\$6,000.00	\$4,400.00
	Maricopa PD	2018-AI-007	Sec. 402	\$1,950.00	\$1,950.00
	Mesa PD	2018-AI-008	Sec. 402	\$10,148.00	\$10,148.00
	Tucson PD	2018-AI-010	Sec. 402	\$10,070.00	\$5,799.38
GOHS Program Administration	GOHS Program Admin.	2018-AI-300	Sec. 402	\$22,634.00	\$17,939.73
<b>Total Funds Spent (Accident Investigation)</b>				<b>\$297,387.31</b>	<b>\$279,879.65</b>

\*Project 2018-AI-004 was an unused contract number.

\*Project 2018-AI-007 was implemented but \$2,650 for overtime was not expended.

## **Performance Results – Accident Investigation**

In FFY 2018, the equipment, overtime and training awarded through Arizona’s Accident Investigation grants allowed agencies to conduct accident investigations for themselves and for other agencies lacking the equipment and/or expertise required to conduct investigations on their own. Equipment procured through these grants is the most current and technologically advanced available for conducting on-scene investigations. The increased ability of agencies in Arizona to conduct exemplary accident investigations is resulting in more effective prosecution of “at fault” drivers of fatal traffic collisions and removal of dangerous drivers from Arizona’s roads.

## **Project Descriptions**

The following are descriptions of the four accident investigation tasks, including the outcomes of the tasks over the FFY 2018.

---

### **Task Area – Accident Investigation Overtime**

**Project Description** – The Maricopa County Sheriff’s Office and Maricopa PD were awarded a grant for overtime to properly respond to collisions involving the potential for criminal charges.

---

### **Task Area – Accident Investigation Equipment & Supplies**

**Project Description** – Eleven agencies were awarded funding to purchase equipment and supplies to aid in the investigation and reconstruction of traffic accidents. If the equipment package did not include training, the grants included funding for training to allow officers to become proficient in the use of the equipment.

The La Paz County Sheriff’s Office purchased a Total Station measuring device. This device is used to record crash scene data and properly capture evidence required in accident investigations.

The Chino Valley Police Department purchased one Landscape Trailer and accessories to support and enhance on-scene accident investigation collisions and crime scenes. The use of this equipment will increase overall efficiency by providing a lightweight, portable and brilliant lighting source which allows officers to better gather evidence at crash scenes.

The Peoria Police Department purchased the FARO software package and Tucson Police Department purchased the FARO system. This system and software allowed traffic officers from both agencies the ability to download the data from the vehicles at the fatal or serious injury accident scenes.



*Chino Valley Police Department  
Mobile Trailer*



*Tucson Police Department  
FARO system*



*La Paz County Sheriff's Office  
Total Station measuring device*

---

### **Task Area - Accident Investigation Training**

**Project Description** - Funding was awarded to five agencies for officers to participate in accident investigation training. In addition, funds were used to send officers from agencies to attend training through the Institute of Police Technology and Management.

---

### **Task Area - GOHS Program Administration**

**Project Description** - GOHS personnel administered and managed section 402 Accident Investigation programs which included writing, managing and monitoring grants and contracts. GOHS personnel coordinated the activities and tasks outlined in the Highway Safety Plan and

provided status reports and updates on project activity to the GOHS Director and other parties, as required. GOHS personnel monitored project activity, prepared and maintained project documentation and evaluated task accomplishments of their grant portfolios. Funding supported personnel services, employee related expenses and other operating expenses for the GOHS grant manager and grant project coordinators.

## 3.2 ALCOHOL AND OTHER DRUGS (AL)

Alcohol and drug-related crashes are a leading cause of death on Arizona roads and highways. Stopping impaired driving and reducing the number of alcohol and drug impaired fatalities continues to be the number one priority of the Governor's Office of Highway Safety (GOHS). In 2017, 278 fatalities involving at least one driver with a BAC of 0.08 percent or greater occurred, a increase from 232 in 2016. These fatalities accounted for 28 percent of all traffic-related fatalities in 2017.

Clearly, Arizona's sustained, long-term, highly visible enforcement coupled with effective education programs has reduced impaired driving crashes and fatalities over the past several years. Arizona has some of the toughest impaired driving laws in the country and it continues to address impaired driving crashes from a variety of angles.

Training law enforcement officers in combating impaired driving is a strong focus of Arizona's efforts to decrease impaired driving fatalities. The State has a cadre of superbly trained officers in alcohol and drug-impaired driver detection, but the challenges continue. For 2018, Arizona has trained 234 in ARIDE, 132 in DITEP, 543 in SFST/HGN (37 Instructor course, 18 Refresher course, 488 Technician course), 100 in DRE (61 DRE refresher, 39 Training Preschool & School), and 214 in Phlebotomy (75 Initial Training course, 139 Refresher course).

### Performance Targets

**Table 3.3 Performance Targets and Measures (Alcohol and Other Drugs)**

Performance Target	Performance Measure
An increase in alcohol impaired driving fatalities by no more than 20.4 percent from 226 (2011-2015 average) to 272 by 2018	Number of fatalities involving a driver or motorcycle operator with a BAC of 0.08 percent or higher.

### Projects and Funding

Table 3.4 contains a list of the many Alcohol and Other Drugs projects, relevant performance measures, funds spent on each project, and project status. These projects are grouped into the following task areas:

- DUI/Impaired Driving Enforcement and Overtime;
- DUI/Impaired Driving Equipment & Supplies;
- DUI/Impaired Driving Training;
- DUI/Impaired Driving Awareness;
- Traffic Safety Resource Prosecutor; and
- GOHS Program Administration.

**Table 3.4 FFY 2018 Alcohol and Other Drugs Projects**

<b>Related Performance Measure</b>					
Number of fatalities involving a driver or motorcycle operator with a BAC of 0.08 percent or higher.					
<b>Task Area</b>	<b>Grantee</b>	<b>Project Number</b>	<b>Funding Source(s)</b>	<b>Funds Obligated</b>	<b>Funds Spent (FFY 2018)</b>
DUI/Impaired Driving Enforcement and Overtime	Apache County SO	2018-AL-002	Sec. 402	\$5,000.00	\$3,600.56
	AZ DLLC	2018-AL-003	Sec. 402	\$75,000.00	\$74,661.43
	Arizona Game and Fish Dept.	2018-AL-005	Sec. 402	\$7,250.00	\$3,536.88
	Buckeye PD	2018-AL-006	Sec. 402	\$35,000.00	\$35,000.00
	Chandler PD	2018-AL-007	Sec. 402	\$75,000.00	\$75,000.00
	Clifton PD	2018-AL-009	Sec. 402	\$7,000.00	\$6,774.17
	Coolidge PD	2018-AL-010	Sec. 402	\$15,400.00	15,400.00
	Douglas PD	2018-AL-011	Sec. 402	\$20,000.00	\$17,742.87
	El Mirage PD	2018-AL-012	Sec. 402	\$30,000.00	\$26,229.41
	Gila County SO	2018-AL-013	Sec. 402	\$20,000.00	\$19,803.37
	Glendale PD	2018-AL-014	Sec. 402	\$25,000.00	\$25,000.00
	Graham County SO	2018-AL-015	Sec. 402	\$12,000.00	\$9,241.48
	UNUSED NUMBER	2018-AL-016*	--	--	--
	UNUSED NUMBER	2018-AL-017*	--	--	--
	Maricopa PD	2018-AL-018	Sec. 402	\$20,000.00	\$20,000.00
	Navajo County SO	2018-AL-019	Sec. 402	\$20,000.00	\$11,947.36



Task Area	Grantee	Project Number	Funding Source(s)	Funds Obligated	Funds Spent (FFY 2018)
DUI/Impaired Driving Enforcement and Overtime	Oro Valley PD	2018-AL-020	Sec. 402	\$32,500.00	\$29,309.16
	Parker PD	2018-AL-021	Sec. 402	\$6,000.00	\$5,925.17
	Prescott Valley PD	2018-AL-022	Sec. 402	\$20,000.00	\$20,000.00
	Santa Cruz County SO	2018-AL-024	Sec. 402	\$8,000.00	\$7,999.77
	Show Low PD	2018-AL-025	Sec. 402	\$10,500.00	\$845.82
	Sierra Vista PD	2018-AL-026	Sec. 402	\$27,444.00	\$26,872.06
	Tempe PD	2018-AL-029	Sec. 402	\$70,000.00	\$69,464.09
	Tombstone MO	2018-AL-030	Sec. 402	\$8,000.00	\$5,152.13
	University of AZ PD	2018-AL-031	Sec. 402	\$25,000.00	\$25,000.00
	Williams PD	2018-AL-032	Sec. 402	\$3,920.00	\$3,920.00
	Yavapai County SO	2018-AL-033	Sec. 402	\$30,000.00	\$29,608.37
	Winslow PD	2018-AL-035	Sec. 405d	\$27,519.94	\$27,044.55
	Benson PD	2018-AL-039*	Sec. 405d	\$2,000.00	\$0.00
	Cochise County SO	2018-II-001	Sec. 405d II	\$25,000.00	\$25,000.00
	Goodyear PD	2018-II-002	Sec. 405d II	\$45,000.00	\$45,000.00
	Marana PD	2018-II-003	Sec. 405d II	\$40,000.00	\$40,000.00
	Paradise Valley PD	2018-II-004	Sec. 405d II	\$20,000.00	\$8,456.64
	Salt River PD	2018-II-005	Sec. 405d II	\$50,000.00	\$50,000.00
	Surprise PD	2018-II-006	Sec. 405d II	\$20,000.00	\$20,000.00
	AZ DOT-Executive Hearing Office	2018-II-007	Sec. 405d II	\$25,000.00	\$25,000.00
Apache Junction PD	2018-405d-001	Sec. 405d	\$25,000.00	\$24,102.81	

Task Area	Grantee	Project Number	Funding Source(s)	Funds Obligated	Funds Spent (FFY 2018)
DUI/Impaired Driving Enforcement and Overtime	ASU PD	2018-405d-003	Sec. 405d	\$20,000.00	\$19,999.99
	Avondale PD	2018-405d-005	Sec. 405d	\$43,378.32	\$43,378.32
	AZ DPS	2018-405d-006	Sec. 405d	\$120,000.00	\$117,740.43
	UNUSED NUMBER	2018-405d-007	--	--	--
	Camp Verde MO	2018-405d-009	Sec. 405d	\$5,000.00	\$4,259.65
	Casa Grande PD	2018-405d-010	Sec. 405d	\$25,000.00	\$25,000.00
	Clarkdale PD	2018-405d-011	Sec. 405d	\$5,110.68	\$5,110.68
	Cottonwood PD	2018-405d-012	Sec. 405d	\$20,000.00	\$20,000.00
	Eagar PD	2018-405d-013	Sec. 405d	\$4,000.00	\$1,681.05
	Flagstaff PD	2018-405d-015	Sec. 405d	\$40,000.00	\$39,972.29
	Florence PD	2018-405d-016	Sec. 405d	\$10,000.00	\$9,537.40
	Gila River PD	2018-405d-017	Sec. 405d	\$20,000.00	\$20,000.00
	Gilbert PD	2018-405d-018	Sec. 405d	\$55,000.00	\$54,638.22
	Globe PD	2018-405d-019	Sec. 405d	\$5,000.00	\$0.00
	Huachuca City PD	2018-405d-020	Sec. 405d	\$11,000.00	\$3,357.41
	Jerome PD	2018-405d-021	Sec. 405d	\$2,000.00	\$1,870.00
	Kingman PD	2018-405d-022	Sec. 405d	\$20,000.00	\$19,687.56
	La Paz County SO	2018-405d-023	Sec. 405d	\$12,000.00	\$11,518.35
	Lake Havasu PD	2018-405d-024	Sec. 405d	\$20,000.00	\$20,000.00
	Maricopa County SO	2018-405d-026	Sec. 405d	\$20,000.00	\$17,820.06
Maricopa County SO	2018-405d-027	Sec. 405d	\$150,000.00	\$150,000.00	

<b>Task Area</b>	<b>Grantee</b>	<b>Project Number</b>	<b>Funding Source(s)</b>	<b>Funds Obligated</b>	<b>Funds Spent (FFY 2018)</b>
DUI/Impaired Driving Enforcement and Overtime	Mesa PD	2018-405d-029	Sec. 405d	\$176,069.00	\$176,069.00
	Nogales PD	2018-405d-030	Sec. 405d	\$8,000.00	\$7,286.63
	NAU PD	2018-405d-031	Sec. 405d	\$11,424.00	\$10,423.07
	Peoria PD	2018-405d-032	Sec. 405d	\$60,000.00	\$60,000.00
	Phoenix PD	2018-405d-034	Sec. 405d	\$94,416.50	\$81,694.99
	Pima Comm. College PD	2018-405d-036	Sec. 405d	\$22,000.00	\$21,090.99
	Pima County SD	2018-405d-037	Sec. 405d	\$81,680.00	\$81,680.00
	Pima PD	2018-405d-038	Sec. 405d	\$1,500.00	\$680.96
	Pinal County SO	2018-405d-039	Sec. 405d	\$60,000.00	\$59,989.49
	Pinetop-Lakeside PD	2018-405d-040	Sec. 405d	\$7,600.00	\$7,174.59
	Prescott PD	2018-405d-041	Sec. 405d	\$28,000.00	\$26,100.64
	Quartzsite PD	2018-405d-042	Sec. 405d	\$6,000.00	\$5,605.61
	Safford PD	2018-405d-043	Sec. 405d	\$7,500.00	\$7,499.82
	Sahuarita PD	2018-405d-044	Sec. 405d	\$10,000.00	\$9,998.72
	San Luis PD	2018-405d-045	Sec. 405d	\$10,000.00	\$9,848.08
	Scottsdale PD	2018-405d-046	Sec. 405d	\$150,000.00	\$149,799.86
	Snowflake-Taylor PD	2018-405d-047	Sec. 405d	\$5,000.00	\$2,546.03
	St. Johns PD	2018-405d-048	Sec. 405d	\$5,000.00	\$4,953.14
	Tempe PD	2018-405d-049	Sec. 405d	\$90,000.00	\$88,126.93
	Thatcher PD	2018-405d-050	Sec. 405d	\$10,000.00	\$9,971.11
Tolleson PD	2018-405d-051	Sec. 405d	\$16,000.00	\$12,422.03	

Task Area	Grantee	Project Number	Funding Source(s)	Funds Obligated	Funds Spent (FFY 2018)
DUI/Impaired Driving Enforcement and Overtime	Tucson PD	2018-405d-052	Sec. 405d	\$73,500.00	\$72,383.13
	Wickenburg PD	2018-405d-053	Sec. 405d	\$5,755.00	\$4,796.31
	Yuma PD	2018-405d-054	Sec. 405d	\$20,000.00	\$19,992.61
	AZ Supreme Court	2018-405d-060	Sec. 405d	\$14,402.50	\$13,000.00
	AZ Supreme Court	2018-405d-063	Sec. 405d	\$126,820.00	\$0.00
	GOHS Youth Enforcement (86Z)	2018-405d-508	Sec. 405d	\$3,000.00	\$2,114.58
DUI/Impaired Driving Equipment & Supplies	Apache County SO	2018-AL-002	Sec. 402	\$200.00	\$0.00
	AZ DLLC	2018-AL-003	Sec. 402	\$1,000.00	\$999.55
	AZ Game and Fish Dept.	2018-AL-005	Sec. 402	\$2,500.00	\$2,431.12
	Buckeye PD	2018-AL-006	Sec. 402	\$7,755.00	\$7,755.00
	Chandler PD	2018-AL-007	Sec. 402	\$1,000.00	\$1,000.00
	Chandler PD	20158-AL-008	Sec. 402	\$14,232.00	\$14,232.00
	Clifton PD	2018-AL-009	Sec. 402	\$762.00	\$637.37
	Coolidge PD	2018-AL-010	Sec. 402	\$831.00	\$823.12
	Douglas PD	2018-AL-011	Sec. 402	\$2,890.00	\$2,848.19
	El Mirage PD	2018-AL-012	Sec. 402	\$1,000.00	\$1,000.00
	Gila County SO	2018-AL-013	Sec. 402	\$2,779.00	\$2,689.98
	Glendale PD	2018-AL-014	Sec. 402	\$35,520.00	\$35,520.00
	Graham County SO	2018-AL-015	Sec. 402	\$2,080.00	\$2,080.00
	Maricopa PD	2018-AL-018	Sec. 402	\$2,500.00	\$2,428.70
Navajo County SO	2018-AL-019	Sec. 402	\$3,000.00	\$2,654.78	

Task Area	Grantee	Project Number	Funding Source(s)	Funds Obligated	Funds Spent (FFY 2018)
DUI/Impaired Driving Equipment & Supplies	Oro Valley PD	2018-AL-020	Sec. 402	\$1,500.00	\$1,327.39
	Parker PD	2018-AL-021	Sec. 402	\$1,500.00	\$1,499.31
	Prescott Valley PD	2018-AL-022	Sec. 402	\$733.00	\$717.49
	Santa Cruz County SO	2018-AL-024	Sec. 402	\$2,115.00	\$2,115.00
	Show Low PD	2018-AL-025	Sec. 402	\$1,600.00	\$1,600.00
	Sierra Vista PD	2018-AL-026	Sec. 402	\$1,000.00	\$822.46
	Surprise PD	2018-AL-028	Sec. 402	\$2,200.00	\$2,200.00
	Tempe PD	2018-AL-029	Sec. 402	\$1,182.00	\$0.00
	Tombstone MO	2018-AL-030	Sec. 402	\$1,000.00	\$1,000.00
	University of AZ PD	2018-AL-031	Sec. 402	\$693.82	\$693.36
	Williams PD	2018-AL-032	Sec. 402	\$1,500.00	\$1,500.00
	Yavapai County SO	2018-AL-033	Sec. 402	\$2,255.00	\$2,255.00
	Scottsdale PD	2018-AL-034	Sec. 402	\$670.00	\$614.40
	Page PD	2018-AL-036	Sec. 402	\$4,924.48	\$4,924.48
	Somerton PD	2018-AL-038	Sec. 402	\$3,133.00	\$1,327.39
	AZ DPS	2018-405d-006	Sec. 405d	\$28,345.00	\$27,946.05
	Maricopa County SO	2018-405d-027	Sec. 405d	\$13,207.00	\$4,630.26
	Mesa PD	2018-405d-028	Sec. 405d	\$142,500.00	\$142,500.00
	Pinal County SO	2018-405d-039	Sec. 405d	\$13,137.00	\$13,027.10
	Yuma PD	2018-405d-055	Sec. 405d, 402-PT	\$47,000.00	\$47,000.00
Safford PD	2018-405d-056	Sec. 405d, 402-PT	\$25,000.00	\$25,000.00	
	UNUSED NUMBER	2018-405d-058	--	--	--

Task Area	Grantee	Project Number	Funding Source(s)	Funds Obligated	Funds Spent (FFY 2018)
DUI/Impaired Driving Training	AZ DPS	2018-405d-057	Sec. 405d, 402-PT	\$181,901.36	\$181,901.36
	La Paz County SO	2018-405d-059	Sec. 405d, 402-PT	\$42,331.00	\$42,311.00
	Salt River PD	2018-405d-062	Sec. 405d, 402-PT	\$48,000.00	\$32,750.00
	Tucson PD	2018-405d-064	Sec. 405d, 402-PT	\$96,000.00	\$70,385.94
	AZ Prosecuting Attorneys Advisory Council	2018-AL-001	Sec. 402	\$20,218.00	\$4,352.77
	AZ DPS	2018-AL-004	Sec. 402	\$73,080.00	\$70,819.96
	Yavapai County Attorney's Office	2018-AL-037	Sec. 402	\$4,281.00	\$3,938.10
	AZ Supreme Court	2018-405d-008	Sec. 405d	\$38,280.00	\$37,644.05
	Yavapai County Attorney's Office	2018-405d-061	Sec. 405d	\$5,000.00	\$5,000.00
	GOHS GHSA Conference	2018-AL-500	Sec. 402	\$15,000.00	\$0.00
	GOHS DRE Conference	2018-405d-500	Sec. 405d	\$30,000.00	\$22,488.92
	GOHS DRE/SFST Support/Training	2018-405d-501	Sec. 405d	\$100,000.00	\$40,657.54
	GOHS Judges Conference	2018-405d-502	Sec. 405d	\$25,000.00	\$1,300.00
	GOHS Phlebotomy	2018-405d-505	Sec. 405d	\$60,000.00	\$59,837.94
	DUI/Impaired Driving Awareness	AZ SADD	2018-AL-023	Sec. 402	\$61,592.00
Surprise Fire-Med. Dept		2018-AL-027	Sec. 402	\$7,527.00	\$1,811.69
Surprise PD		2018-AL-028	Sec. 402	\$7,500.00	\$7,500.00
AZ Youth Partnership		2018-405d-002	Sec. 405d	\$9,247.00	\$7,477.51
ASU PD		2018-405d-004	Sec. 405d	\$8,000.00	\$7,998.77
Flagstaff PD		2018-405d-014	Sec. 405d	\$20,000.00	\$2,272.17

Task Area	Grantee	Project Number	Funding Source(s)	Funds Obligated	Funds Spent (FFY 2018)
DUI/Impaired Driving Awareness	Marana PD	2018-405d-025	Sec. 405d	\$15,000.00	\$15,000.00
	Phoenix FD	2018-405d-033	Sec. 405d	\$25,000.00	\$10,259.62
	GOHS PI&E	2018-AL-501	Sec. 402	\$7,500.00	\$250.00
	GOHS State Fair	2018-AL-502	Sec. 402	\$30,000.00	\$11,349.22
	GOHS Storage Unit	2018-AL-503	Sec. 402	\$5,196.00	\$0.00
	GOHS Paid Media	2018-AL-504	Sec. 402	\$109,000.00	\$0.00
	GOHS Law Enforcement Conference	2018-405d-503	Sec. 405d	\$30,000.00	\$24,347.76
	GOHS Paid Media	2018-405d-504	Sec. 405d	\$100,000.00	\$80,000.00
	GOHS DUI Van Refurbishing	2018-405d-506	Sec. 405d	\$50,573.53	\$1,520.49
	GOHS DUI Support Program	2018-405d-507	Sec. 405d	\$10,000.00	\$7,768.79
Traffic Safety Resource Prosecutor	City of Phoenix Prosecutor's Office	2018-405d-035	Sec. 405d	\$50,000.00	\$50,000.00
GOHS Program Administration	GOHS Program Admin.	2018-AL-300	Sec. 402	\$68,337.65	\$68,337.65
	GOHS Program Admin.	2018-405d-300	Sec. 405d	\$136,309.92	\$136,309.92
<b>Total Funds Spent (Alcohol and Other Drugs)</b>				<b>\$4,461,808.70</b>	<b>\$3,786,994.89</b>

\* Project 2018-AL-016, 2018-AL-017, 2018-405d-007 and 2018-405d-058 were all funded out of state funds (DUI Abatement) instead

\* Project 2018-AL-039 was awarded but agency was not able to spend funds in time.

## Performance Results – Alcohol and Other Drugs

Arizona continued to be a national leader in DUI enforcement campaigns and strategies. In FFY 2018, over 121 projects were completed to reduce impaired driving fatalities and meet the Calendar Year (CY) 2017 performance target. Alcohol impaired driving fatalities in 2017 increased to 278 from 232 in 2016. Over 27,000 impaired driving arrests were made in 2016. This strict enforcement keeps Arizona’s roadways much safer.

To combat the prevalence of impaired driving, GOHS awarded funding for overtime enforcement, equipment and training for law enforcement officers statewide. Arizona’s DUI enforcement program is comprised of two parallel enforcement activities: (1) year-long sustained enforcement efforts, and (2) periodic enhanced enforcement campaigns such as holiday DUI task force enforcement efforts. The goals of Arizona’s DUI enforcement efforts are to identify areas that have a high frequency of fatal and/or serious injury collisions and devote resources to those locations to reduce alcohol-related fatalities.

Earned and paid media efforts focused on increasing the public’s awareness of ongoing statewide DUI enforcement activities. GOHS Director Alberto Gutier conducted press conferences and media interviews, in English and Spanish, throughout the year and during holiday enforcement campaigns. Earned media was supplemented with targeted paid media efforts emphasizing Arizona’s “Designate a Driver!” and “Drive Hammered...Get Nailed!” slogans.

Individual law enforcement agencies and the DUI Task Forces conducted saturation patrols and sobriety checkpoints throughout the year with the most intense efforts during holiday periods. The following tables summarize the statewide DUI enforcement results. GOHS also devoted resources to enforce underage drinking laws through partnerships with MADD and SADD as well as awarding funding for agencies to conduct underage drinking enforcement efforts.

**Table 3.5 DUI Task Force Statistics (DUI Arrests – Select Holidays)**

	2013	2014	2015	2016	2017	2018
Memorial Day	559	515	438	482	570	492
Independence Day	433	517	476	505	562	290
Labor Day	659	700	469	472	502	539
Thanksgiving-New Year’s	2,799	2,605	2,174	2,234	2,433	N/A

Source: GOHS 2018 statistics for Thanksgiving-New Year’s not available



**Table 3.6 DUI Task Force Statistics (by Calendar Year)**

	2013	2014	2015	2016	2017
# Officers Cumulative	46,210	53,912	54,075	64,234	74,589
# Contacts	839,268	1,131,453	1,054,247	1,133,840	1,289,740
Sober Designated Drivers Contacted	6,759	14,490	12,760	9,060	15,719
Total DUI Arrests	31,905	29,282	27,799	26,082	27,652
Aggravated DUI	3,645	3,530	4,070	3,511	3,747
Misdemeanor DUI	28,260	25,752	23,729	22,571	23,905
Extreme DUI	8,217	8,423	7,380	7,135	6,757
Under 21 DUI	1,464	1,461	1,383	1,351	1,346
Average BAC	0.151	0.152	0.158	0.155	0.144
Seat Belt Citations	27,840	24,851	25,649	29,386	31,238
Child Restraint Citations	4,476	4,756	4,825	5,123	5,886
Underage Consumption	8,585	7,578	5,435	4,829	4,645
DUI Drug	4,520	4,193	5,692	5,030	7,032
Other Citations*	482,190	566,261	586,918	634,076	616,619

Source: \*GOHS 2013-2017 Other Citations include Criminal Speed, Aggressive Driving, and Civil Speed citations.

## Project Descriptions

### Task Area - DUI/Impaired Driving Enforcement and Overtime

**Project Description** - This task awarded funding to numerous law enforcement agencies to conduct enforcement targeted towards DUI and impaired drivers. A substantial portion of the DUI task force statistics shown above can be attributed to enforcement funded by this task. Some overtime funding was also made available to combat underage drinking, particularly around college campuses.

### Task Area - DUI/Impaired Driving Equipment and supplies

**Project Description** - This task awarded funding to 37 law enforcement agencies. The need to process blood and breath evidence in DUI and impaired driving cases necessitates the purchase of specialized equipment. This equipment includes portable breath testing devices for officers to use in the field as well as lab equipment such as chromatograph systems, drug screening devices and other processing equipment.

GOHS provides funds to purchase DUI processing vans to assist agencies in drawing blood for future testing. These vans are deployed throughout enforcement areas to shorten officer travel times and DUI processing time. Additionally, GOHS awarded funding for motorcycles, SUVs and one pickup truck for dedicated DUI and impaired driving enforcement. Different types of vehicles are necessary due to the various settings Arizona law enforcement encounter. For example, pickup trucks prove to be very valuable in certain rural communities where unpaved roads are prevalent.

---

### Task Area – DUI/Impaired Driving Training

**Project Description** – This task awarded funding for training required to combat DUI and impaired drivers. GOHS emphasized training of law enforcement officers in standardized field sobriety test (SFST) and horizontal gaze nystagmus (HGN) training, law enforcement phlebotomy training, drug recognition expert (DRE) courses, advanced roadside impaired driving enforcement (ARIDE) and drug impaired training for educational professionals (DITEP) courses. Additionally, conferences were held for law enforcement, prosecutors and judges to educate them on DUI laws and how DUI cases progress through the court system. These conferences allowed law enforcement and prosecutors to collaborate to ensure DUI cases are handled fairly and correctly.

---

### Task Area – DUI/Impaired Driving Awareness

**Project Description** – Funding was awarded to increase public awareness of the dangers and consequences of driving impaired. Media efforts concentrated around holidays and other times when impaired driving was most likely to be a problem. GOHS supported law enforcement efforts to increase public awareness as well. One effective tool used by the Arizona law enforcement and educational community is the “Mock Crash.” A “Mock Crash” is a staged event, typically as a presentation at a high school, where a fake accident scene is laid out. The audience is shown what happens from when first responders arrive at the scene all the way to when a law enforcement officer must inform the accident victim’s parents that their child died from an accident with an impaired driver.

---

### Task Area – Traffic Safety Resource Prosecutor

**Project Description** – Beth Barnes, from the City of Phoenix Prosecutor’s Office, remains Arizona’s GOHS Traffic Safety Resource Prosecutor (TSRP), a position she has held for more than 11 years. During the past fiscal year, with support from GOHS, the Arizona GOHS TSRP program once again flourished.

The Arizona GOHS TSRP program complimented the quality work conducted in Arizona in impaired driving enforcement in numerous ways in FFY 2018. For example, Ms. Barnes provided training to approximately 5,830 prosecutors, law enforcement officers, crime lab personnel, traffic safety professionals, judges, and community members during the more than 248 presentations and training sessions she gave. She also coordinated speakers for numerous additional programs that occurred when she was unavailable due to prior commitments.

Ms. Barnes responded to almost 1,500 requests for assistance from prosecutors, law enforcement officers, crime lab personnel, and traffic safety professionals. Case consultations, medical marijuana DUI issues, prescription drug DUIs, and assistance with preparing for defense experts continued to be common topics. Various materials were provided including but not limited to: law enforcement phlebotomy guidelines and forms, an Arizona specific HGN study guide, materials to assist prosecutors prepare for defense experts, scientific impaired driving related studies, manuals and monographs, breath and blood testing materials, predicate questions for



*Ms. Barnes at the GOHS 2018 Law Enforcement and Prosecutors Conference*

the various parts of a DUI trial, officer court preparation materials, model trial and appellate court pleadings and forms, jury instructions, voir dire questions, tip sheets and DUI sentencing charts.

Ms. Barnes maintained her e-mail lists of Arizona prosecutors, law enforcement officers, crime lab employees and traffic safety professionals who desire to be kept abreast of impaired driving and traffic issues. The lists, containing more than 500 members, remain an effective means of communicating with those who enforce and influence Arizona impaired driving laws. When new case law, new legislation, rule changes, issues of significance or useful materials came to her attention, Ms. Barnes sent a notice to the members of the groups. This occurred almost 40 times this past fiscal year.

Ms. Barnes continued to maintain the Arizona GOHS TSRP DUI Defense Expert Bank. When a prosecutor requested assistance with preparing to cross-examine a national or local defense expert witness, materials were provided. Ms. Barnes also provided strategies for effectively dealing with these experts.

During the past fiscal year, Ms. Barnes served on 14 local and national committees and working groups. She also attended numerous law enforcement DUI Task Force Details and conferences, assisted with GOHS Safety Days at the Arizona State Fair, drafted several memoranda for Director Gutier, attended the GOHS Holiday DUI Task Force press conference, attended the NHTSA Region 9 Partner's meeting hosted by GOHS, represented GOHS and Arizona at the national DRE conference, presented at the national DRE conference, assisted GOHS in coordinating the GOHS Law Enforcement and Prosecutors Traffic Safety Conference and the GOHS Advanced DUI Prosecutor's Conference, at GOHS direction consulted on the NHTSA Phlebotomy Tool Kit, assisted with modifications to the Arizona e-warrant affidavit, worked with the Arizona DPS Crime Lab on the new forms and issues regarding the implementation of new Intoxilyzer 9000, consulted with other states regarding the Arizona model for law enforcement phlebotomy, attended various GOHS and APAAC meetings, and assisted GOHS and Director Gutier as requested.

GOHS will continue to fund the GOHS TSRP during the next fiscal year.

---

### **Task Area - GOHS Program Administration**

**Project Description** - GOHS activities included writing, managing and monitoring grants and contracts. GOHS personnel coordinated the activities and tasks outlined in the Highway Safety Plan and provided status reports and updates on project activity to the GOHS Director and other parties, as required. GOHS personnel monitored project activity, prepared and maintained project documentation and evaluated task accomplishments of their grant portfolios. Funding supported personnel services, employee related expenses and other operating expenses for the GOHS grant manager and grant project coordinators.

### 3.3 EMERGENCY MEDICAL SERVICES (EM)

Emergency Medical Services (EMS) are a vital component of a safe transportation system. The difference between a serious injury and a fatality is often attributable to the timeliness and effectiveness of an emergency response. Emergency responders need access to quality equipment and training to respond to traffic crashes in the most effective way possible. These issues are most pressing in rural areas, where response times tend to be longer, and resources are lacking.

In FFY 2018, the Governor's Office of Highway Safety (GOHS) awarded funding for first responder equipment in areas with a high number of fatalities and longer response times. This funding awarded several fire departments and fire districts with equipment aimed at decreasing response times and fatalities in rural area collisions.

#### Performance Targets

**Table 3.7 Performance Targets and Measures (Emergency Medical Services)**

Performance Target	Performance Measure
Increase the number of fire departments/districts receiving equipment.	Number of new fire departments/ districts receiving equipment.
Increase the number of first responders receiving training in the use of crash extrication equipment.	Number of first responders trained.

#### Projects and Funding

Table 3.8 contains a list of the Emergency Medical Services projects, the relevant performance measures, the funds spent on each project and the project status. These projects are grouped into the following two task areas:

- First Responder Equipment; and
- GOHS Program Administration.

**Table 3.8 FFY 2018 Emergency Medical Services Projects****Related Performance Measure(s)**

Number of new fire departments/districts receiving equipment.  
 Number of first responders trained.

<b>Task Area</b>	<b>Grantee</b>	<b>Project Number</b>	<b>Funding Source</b>	<b>Funds Obligated</b>	<b>Funds Spent (FFY 2018)</b>
First Responder Equipment	Northwest Fire Dist	2018-EM-001	Sec. 402	\$31,975.00	\$26,160.47
	Sun City Fire Dept	2018-EM-002	Sec. 402	\$31,926.00	\$31,926.00
	Tolleson Fire Dept	2018-EM-003	Sec. 402	\$16,000.00	\$15,787.34
	Buckeye Fire Dept	2018-EM-004	Sec. 402	\$12,647.00	\$0.00*
GOHS Program Administration	GOHS Program Admin.	2018-EM-300	Sec. 402	\$6,453.08	\$6,453.08
<b>Total Funds Spent (Emergency Medical Services)</b>				<b>\$99,001.08</b>	<b>\$80,326.89</b>

\*Project 2018-EM-004 was awarded but agency could not receive equipment in time.

## Performance Results – Emergency Medical Services

In FFY 2018, four fire agencies were awarded funding to purchase equipment to assist first responders at traffic crashes. These purchases enable rural emergency responders to shorten response time for the arrival of appropriate equipment and are intended to reduce fatalities by expediting medical care to crash victims.

### Project Descriptions

#### Task Area – First Responder Equipment

**Project Description** – Fire Districts/Departments were awarded funding to purchase equipment to assist first responders at traffic accidents. The main purpose of these purchases is to shorten the time it takes for medical personnel to properly care for victims in these accidents. Most of the equipment fulfills this purpose, either by allowing first responders to get to victims by cutting away the vehicle (extrication equipment) or by stabilizing the vehicle so that first responders can safely work in and remove crash victims from the vehicle.

Four fire agencies were awarded funding for extrication equipment. This equipment comes in many forms depending on the intended application. This stronger cutter is needed to address the increasingly safer, but harder to cut, metals used in modern automobiles. (*below*)



*Sun City Fire Dept  
Extrication equipment package*



*Tolleson Fire Department  
CPR Chest Compression Equipment*

#### Task Area – GOHS Safety Program Administration

**Project Description** – GOHS personnel administered and managed the 402 Emergency Medical Services program which included writing, managing and monitoring grants and contracts. GOHS personnel coordinated the activities and tasks outlined in the Highway Safety Plan and provided status reports and updates on project activity to the GOHS Director and other parties, as required. GOHS personnel monitored project activity, prepared and maintained project documentation and evaluated task accomplishments of their grant portfolios.

### 3.4 MOTORCYCLE SAFETY (MC)

The combination of speed and exposure makes motorcycle crashes more severe than other types of crashes. Motorcycle fatalities accounted for 16 percent of Arizona’s fatalities in 2017. The five-year moving average since 2013 shows a small increasing trend in motorcycle fatalities year after year.

To address the risks associated with motorcycle riding, the Governor’s Office of Highway Safety (GOHS) implemented a media campaign in FFY 2018. The purposes of the campaign were to educate motorcycle riders on safe riding practices, such as helmet use and distracted riding, as well as provide general information about Arizona’s motorcycle laws. In addition, GOHS’s partnership with the Arizona Motorcycle Safety and Awareness Foundation as well as local law enforcement helps ensure motorcycle operators have rider education readily available.

#### Performance Targets

**Table 3.9 Performance Targets and Measures (Motorcycle Safety)**

Performance Targets	Performance Measures
An increase in motorcyclist fatalities by no more than 2.9 percent from 139 (2011-2015 average) to 143 by 2018	Number of motorcycle fatalities.
An increase in unhelmeted motorcyclist fatalities by no more than 14.8 percent from 74 (2011-2015 average) to 85 by 2018	Number of unhelmeted motorcycle fatalities.

#### Projects and Funding

Table 3.10 contains a list of the two Motorcycle Safety projects, relevant performance measures, funds spent on each project, and project status. These projects are grouped into the following three task areas:

- Motorcycle Enforcement Overtime; and
- Motorcycle Training and Awareness.



**Table 3.10 FFY 2018 Motorcycle Safety Projects****Related Performance Measure(s)**

Number of motorcycle fatalities.

Number of unhelmeted motorcycle fatalities.

<b>Task Area</b>	<b>Grantee</b>	<b>Project Number</b>	<b>Funding Source(s)</b>	<b>Funds Obligated</b>	<b>Funds Spent (FFY 2018)</b>
Motorcycle Enforcement Overtime	Phoenix PD	2018-MC-003	Sec. 402	\$10,000.00	\$9,818.75
Motorcycle Safety Training and Awareness	Chandler PD	2018-MC-001	Sec. 402	\$18,500.00	\$18,339.28
	Peoria PD	2018-MC-002	Sec. 402	\$12,734.00	\$12,734.00
	GOHS Paid Media	2018-405f-500	Sec. 405f	\$50,000.00	\$17,515.01
GOHS Program Administration	GOHS Program Admin.	2018-MC-300	Sec. 402	\$6,173.00	\$5,049.27
<b>Total Funds Spent (Motorcycle Safety)</b>				<b>\$97,407.00</b>	<b>\$63,456.31</b>



## Performance Results – Motorcycle Safety

Motorcycle fatalities, including those of unhelmeted drivers, continue to be a concern. Fatalities increased from 146 in 2016 to 163 in 2017. GOHS paid media campaign promoting public awareness of and compliance with Arizona’s motorcycle laws is helping increase awareness and is expected to result in fewer fatalities in the years ahead.

## Project Descriptions

---

### Task Area – Motorcycle Enforcement Overtime

**Project Description** – This task awarded funding to the Phoenix Police Department to conduct traffic enforcement geared towards motorcycle safety. Officers focused on areas most frequented by motorcyclists and helped ensure the motorcycle operators respected traffic laws and were given proper respect by other motorists.

---

### Task Area – Motorcycle Safety Training and Awareness

**Project Description** – This task awarded funding to the Chandler Police Department and Peoria Police Department to increase motorcycle safety through training motorcycle operators. The Peoria Police Department hosted two motorcycle safety classes for the public.



*Chandler Police Department  
Motorcycle Training courses*

### 3.5 OCCUPANT PROTECTION (OP)

Unrestrained fatalities accounted for 24 percent of Arizona’s 1000 traffic deaths in 2017. The 235 fatalities in 2017 is a 5% decrease from the 246 fatalities in 2016. Although unrestrained fatalities have been consistent for the past few years, seat belt use has continued to rise. From 2013 to 2017, seat belt use has increased 2% from 84.7 percent to 86.1 percent.

The Governor’s Office of Highway Safety (GOHS) works to increase safety belt and child safety seat use through statewide enforcement and education campaigns under the banner of “*Buckle Up Arizona...It’s the Law!*” Arizona’s law enforcement agencies implement a zero-tolerance policy when they encounter nonuse of safety belts coincidental to a stop for other traffic infractions. GOHS is proud to fund the Children are Priceless Passengers (CAPP) program designed to improve the child safety seat usage rate in partnership with law enforcement, hospitals and nonprofit organizations throughout the State.

GOHS continues to support the national “Click it or Ticket” and Border to Border Kick-off campaigns through the “Buckle Up Arizona...It’s the Law!” campaign by providing overtime funding for traffic enforcement during the campaign period. GOHS awarded funding to 26 law enforcement agencies for this campaign.

Occupant Protection enforcement is supported by education and public awareness activities conducted by GOHS together with public and private sector partners. The activities include safety belt and child safety seat classes and inspections, media awareness campaigns and other events.

#### Performance Targets

**Table 3.11 Performance Targets and Measures (Occupant Protection)**

Performance Targets	Performance Measures
An increase in unrestrained passenger vehicle occupant fatalities by no more than 9.4 percent from 233 (2011-2015 average) to 255 by 2018.	Number of unrestrained vehicle occupant fatalities in all seating positions.
Increase observed seat belt use for passenger vehicles, front seat outboard occupants by 2.6 percentage points from 88.0 percent in 2016 to 90.6 percent in 2018.	Percentage of front seat vehicle occupants observed using safety belts.

#### Projects and Funding

Table 3.12 contains a list of Occupant Protection projects, the relevant performance measures, the funds spent on each project and the project status. These projects are grouped into the following seven task areas:

- Occupant Protection Enforcement;
- Occupant Protection High Risk Population Programs;
- Occupant Protection Equipment;
- Occupant Protection Training and Education;
- Occupant Protection Awareness;
- GOHS Program Administration; and
- GOHS Annual Seat Belt Survey.

**Table 3.12 FFY 2018 Occupant Protection Projects**

**Related Performance Measure(s)**

Number of unrestrained vehicle occupant fatalities in all seating positions.  
 Percentage of front seat occupants observed using safety belts.

<b>Task Area</b>	<b>Grantee</b>	<b>Project Number</b>	<b>Funding Source(s)</b>	<b>Funds Obligated</b>	<b>Funds Spent (FFY 2018)</b>
Occupant Protection Enforcement Program	Glendale PD	2018-OP-005	Sec. 402	\$18,000.00	\$18,000.00
	Maricopa PD	2018-OP-008	Sec. 402	\$5,000.00	\$474.62
	Santa Cruz County SO	2018-OP-014	Sec. 402	\$3,920.00	\$490.71
	Surprise PD	2018-OP-016	Sec. 402	\$8,808.00	\$8,808.00
	Tucson PD	2018-OP-018	Sec. 402	\$42,910.00	\$41,909.08
	AZ Dept. of Public Safety	2018-405b-001	Sec. 405b	\$40,000.00	\$39,758.47
	Chandler PD	2018-405b-002	Sec. 405b	\$20,000.00	\$20,000.00
	Tempe PD	2018-405b-008	Sec. 405b	\$20,600.00	\$20,570.00
	GOHS CIOT Enforcement Wave	2018-405b-503	Sec. 405b	\$161,260.00	\$150,984.25
Occupant Protection High Risk Population Programs	Florence PD	2018-405b-003	Sec. 405b	\$5,000.00	\$5,000.00
	Phoenix Fire Dept.	2018-405b-004	Sec. 405b	\$111,463.56	\$88,576.86
	Phoenix PD	2018-405b-005	Sec. 405b	\$15,000.00	\$14,686.22
	Pima County SD	2018-405b-006	Sec. 405b	\$20,000.00	\$20,000.00
	Pima PD	2018-405b-007	Sec. 405b	\$1,500.00	\$1,237.84
Occupant Protection Program Supplies	Chandler Fire Dept.	2018-OP-001	Sec. 402	\$27,878.00	\$24,418.01
	Child and Family Resources – Pinal	2018-OP-002	Sec. 402	\$21,300.00	\$21,134.53
	Coconino County PHSD	2018-OP-003	Sec. 402	\$12,186.00	12,168.21
	Fry Fire Dist.	2018-OP-004	Sec. 402	\$10,016.00	\$10,000.00
	Glendale PD	2018-OP-005	Sec. 402	\$1,009.00	\$1,002.89

Task Area	Grantee	Project Number	Funding Source(s)	Funds Obligated	Funds Spent (FFY 2018)
Occupant Protection Program Supplies	Maricopa Fire and Med. Dept.	2018-OP-006	Sec. 402	\$20,984.00	\$7,578.50
	Maricopa Integrated Health	2018-OP-007	Sec. 402	\$12,961.00	\$12,955.20
	Maricopa PD	2018-OP-008	Sec. 402	\$2,443.00	\$2,293.63
	Nogales PD	2018-OP-009	Sec. 402	\$4,600.00	\$4,556.64
	Phoenix Children's Hospital	2018-OP-010	Sec. 402	\$23,603.00	\$23,603.00
	Phoenix Children's Hospital	2018-OP-011	Sec. 402	\$6,557.00	\$6,557.00
	Pinal County SO	2018-OP-012	Sec. 402	\$16,597.96	\$16,597.96
	Safekids - Maricopa	2018-OP-013	Sec. 402	\$21,511.84	\$6,721.19
	Santa Cruz County SO	2018-OP-014	Sec. 402	\$3,148.00	\$1,192.29
	Surprise Fire and Med Dept.	2018-OP-015	Sec. 402	\$8,503.00	\$8,503.00
	Surprise PD	2018-OP-016	Sec. 402	\$6,675.00	\$6,675.00
	Tucson Medical Center	2018-OP-017	Sec. 402	\$20,000.00	\$19,970.32
	Verde Valley Fire Dist.	2018-OP-019	Sec. 402	\$9,875.00	\$9,671.49
	Yavapai Regional Center	2018-OP-020	Sec. 402	\$10,933.40	\$9,493.13
	GOHS - Car Seats	2018-405b-502	Sec. 405b	\$30,000.00	\$0.00
Occupant Protection Training & Education Program	GOHS - Occupant Protection Support	2018-405b-501	Sec. 405b	\$50,000.00	\$11,137.00
	GOHS - Lifesavers Conference	2018-405b-505	Sec. 405b	\$15,000.00	\$4,909.25
	GOHS - PI&E	2018-405b-507	Sec. 405b	\$7,500.00	\$0.00
	GOHS - State Fair	2018-405b-508	Sec. 405b	\$10,000.00	\$0.00
	GOHS - Occupant Protection Support	2018-OP-500	Sec. 402	\$3,000.00	\$0.00
	GOHS - Survey	2018-OP-501	Sec. 402	\$500.00	\$35.00
Occupant Protection Awareness	GOHS - OP Paid Media	2018-405b-504	Sec. 405b	\$25,000.00	\$0.00
	GOHS - Paid Media	2018-405b-506	Sec. 405b	\$25,000.00	\$0.00

<b>Task Area</b>	<b>Grantee</b>	<b>Project Number</b>	<b>Funding Source(s)</b>	<b>Funds Obligated</b>	<b>Funds Spent (FFY 2018)</b>
GOHS Program Administration	GOHS - Program Admin.	2018-OP-300	Sec. 402	\$41,278.98	\$41,278.98
	GOHS - Program Admin.	2018-405b-300	Sec. 405b	\$17,115.46	\$17,115.46
GOHS Survey	GOHS - Annual Seat Belt Survey	2018-405b-500	Sec. 405b	\$58,800.00	\$58,000.00
<b>Total Funds Spent (Occupant Protection)</b>				<b>\$997,437.20</b>	<b>\$768,063.73</b>

## Performance Results – Occupant Protection

Unrestrained passenger vehicle occupant fatalities decreased from 246 in 2016 to 235 in 2017. GOHS completed 41 Occupant Protection projects in FFY 2018 to help meet the performance targets.

### Project Descriptions

#### Task Area – Occupant Protection Enforcement and Education

**Project Description** – This task awarded funding to law enforcement agencies for overtime and associated employee related expenses for enforcement and education of Arizona seat belt and child safety seat laws. This task included a concentrated enforcement effort in conjunction with the national 2018 “Click It or Ticket” campaign.

**Table 3.13 “Buckle Up Arizona...It’s the Law!” Campaign**

	2015	2016	2017	2018
Number of Agencies Participating	22	21	24	26
Seat Belt Citations	3284	2227	2083	2141
Child Restraint Citations	311	134	119	148
DUI Arrests	966	197	268	294
Felony Arrests	527	461	483	603
Stolen Vehicles	274	272	316	305
Warrants cleared	998	1154	1285	1483
Suspended Licenses	1430	435	456	479
Uninsured Motorists	2882	1111	961	1083
Moving violations	13,311	4245	4057	5481
Reckless Driving Citations	56	20	13	13
Drugs Arrests	275	370	488	547
Other Misdemeanor Arrests	2474	1218	1457	1716

Source: Data reported by participating agencies.

#### Task Area – Occupant Protection Equipment and Child Safety Seats

**Project Description** – This task awarded funding for agencies to distribute child safety seats throughout their individual communities and provide education to parents and guardians on the proper installation and use of the safety seats. Grant awards were distributed among police, fire and social services agencies across the State.

#### Task Area – Occupant Protection Training

**Project Description** – This task awarded funding for child safety seat inspection events, earned/paid media and the GOHS Safety Days to provide training centered on occupant protection. In addition, this task provides support to occupant protection



Child safety seat check flyer



training efforts through supporting the Children Are Precious Passengers (CAPP) Program. This program educates motorists of the effectiveness of continuous and proper use of child safety seats.

GOHS hosts an annual event at the Arizona State Fair called “Safety Days at the State Fair.” This task helped provide funding in support of the Safety Days event, at which guests at the State Fair meet law enforcement and fire personnel and learn about every aspect of highway safety, including proper seat belt and child safety seat use.




GOHS 2018 “Safety Days at the State Fair” event

### Task Area – Occupant Protection Awareness

**Project Description** - This task was established for the development and distribution of media campaigns (electronic, print, radio, PSAs and social media) to promote public awareness of and compliance with Arizona’s occupant protection, safety belt, and child safety seat laws.

### Task Area – GOHS Program Administration

**Project Description** - This task provided funding to GOHS to administer and manage 405 and 402 Occupant Protection programs. These funds enabled GOHS to write, manage and monitor grants and contracts. They also funded GOHS personnel to coordinate the activities and tasks outlined in the Highway Safety Plan and provide status reports and updates on project activity to the GOHS Director and other parties, as required. GOHS personnel monitored project activity, prepared and maintained project documentation, and evaluated task accomplishments of their grant portfolios.



---

**Task Area - GOHS Annual Seat Belt Survey**

**Project Description -** This task provided funding for the GOHS's annual seat belt survey. This survey calculates the seat belt usage percentage used as a performance measure by Arizona in the Highway Safety Plan and Annual Report.



### 3.6 PEDESTRIAN AND BICYCLE SAFETY (PS)

The safety of pedestrians and bicyclists is a high priority in Arizona. In 2017, pedestrian fatalities accounted for 22% of Arizona’s fatalities, while bicycle fatalities accounted for 3% of total fatalities.

Arizona addresses pedestrian and bicycle safety through targeted enforcement, providing safety equipment and materials, and conducting outreach and education activities.

#### Performance Targets

**Table 3.14 Performance Targets and Measures (Pedestrian and Bicycle Safety)**

Performance Target	Performance Measures
An increase in pedestrian fatalities by no more than 29.4 percent from 143 (2011-2015 average) to 185 by 2018	Number of pedestrian fatalities.
An increase in bicyclist fatalities by no more than 45.8 percent from 24 (2011-2015 average) to 37 by 2018	Number of bicycle fatalities.

#### Projects and Funding

Table 3.15 contains a list of completed Pedestrian and Bicycle Safety projects, the relevant performance measures, the funds spent on each project, and the project status. These projects are grouped into the following task areas:

- Pedestrian and Bicycle Safety Enforcement;
- Pedestrian and Bicycle Safety Education and Awareness;
- School Bus Safety;
- Roadway Safety; and
- GOHS Program Administration.

**Table 3.15 FFY 2018 Pedestrian and Bicycle Safety Projects**

**Related Performance Measure(s)**

Number of pedestrian fatalities.  
 Number of bicycle fatalities.

Task Area	Grantee	Project Number	Funding Source(s)	Funds Obligated	Funds Spent (FFY 2018)
Pedestrian and Bicycle Safety Enforcement	Northern AZ. University PD	2018-405h-007	Sec. 405h	\$12,511.33	\$12,261.92
	Phoenix PD	2018-405h-011	Sec. 405h	\$36,700.00	\$32,648.03
	Surprise PD	2018-405h-016	Sec. 405h	\$20,250.00	\$20,250.00
	Tempe PD	2018-405h-017	Sec. 405h	\$15,000.00	\$14,999.60
	Tucson PD	2018-405h-018	Sec. 405h	\$25,000.00	\$24,857.41
	University of Arizona PD	2018-405h-019	Sec. 405h	\$14,856.85	\$14,816.45
Pedestrian and Bicycle Safety Education and Awareness	Cardon Children’s Medical Center	2018-405h-001	Sec. 405h	\$10,000.00	\$9994.10
	Coconino County PHSD	2018-405h-002	Sec. 405h	\$2,252.00	\$1,519.26
	Drexel Heights Fire Dist.	2018-405h-003	Sec. 405h	\$999.50	\$999.50
	Maricopa Integrated Health System	2018-405h-004	Sec. 405h	\$5,724.00	\$3,677.20
	Maricopa PD	2018-405h-005	Sec. 405h	\$4,800.00	\$2,954.94
	Mariposa Community Health	2018-405h-006	Sec. 405h	\$1,000.00	\$1,000.00
	Peoria PD	2018-405h-008	Sec. 405h	\$31,716.00	\$31,677.77
	Phoenix Children’s Hospital	2018-405h-009	Sec. 405h	\$10,000.00	\$3,774.00
	Phoenix Fire Dept.	2018-405h-010	Sec. 405h	\$36,061.90	\$26,166.13
	Phoenix Street Transportation	2018-405h-012	Sec. 405h	\$20,000.00	\$20,000.00
	UNUSED NUMBER*	2018-405h-013	--	--	--
	Pima County DOT	2018-405h-014	Sec. 405h	\$15,000.00	\$15,000.00
	Surprise PD	2018-405h-015	Sec. 405h	\$8,800.00	\$8,327.18
	Yavapai County SO	2018-405h-020	Sec. 405h	\$977.00	\$977.00

<b>Task Area</b>	<b>Grantee</b>	<b>Project Number</b>	<b>Funding Source(s)</b>	<b>Funds Obligated</b>	<b>Funds Spent (FFY 2018)</b>
Pedestrian and Bicycle Safety Education and Awareness	Yuma County SO	2018-405h-021	Sec. 405h	\$8,000.00	\$7,077.64
	Sedona PD	2018-405h-022	Sec. 405h	\$6,470.00	\$6,012.27
	GOHS PI&E	2018-PS-500	Sec. 402	\$5,000.00	\$0.00
School Bus Safety	Gilbert PD	2018-SB-001	Sec. 402	\$50,000.00	\$49,805.29
GOHS Program Administration	GOHS Program Admin.	2018-405h-300	Sec. 405	\$44,651.99	\$44,651.99
	GOHS Program Admin.	2018-SB-300	Sec. 402	\$2,078.25	\$2,078.25
<b>Total Funds Spent (Pedestrian and Bicycle Safety)</b>				<b>\$386,848.82</b>	<b>\$355,525.93</b>

\*Project number 2018-405h-013 was an unused contract number as it was combined with 2018-405h-012

## Performance Results – Pedestrian and Bicycle Safety

The number of pedestrian and bicyclist fatalities increased from 186 in 2016 to 216 in 2017, an increase of 14%. GOHS completed bicycle and pedestrian safety projects in FFY 2018 to help meet the performance target.

### Project Descriptions

---

#### Task Area – Pedestrian and Bicycle Safety Enforcement

**Project Description** – This task awarded funding for pedestrian and bicycle safety overtime. Enforcement efforts covered every aspect of pedestrian and bicycle safety. Often agencies include pedestrian safety media campaigns as part of their pedestrian safety overtime activities.

---

#### Task Area – Pedestrian and Bicycle Safety Awareness

**Project Description** – This task awarded funding to agencies for pedestrian and bicycle safety awareness. Many agencies participated in Bicycle Safety Rodeos, events focused on engaging residents and making bicycle safety fun for youth cyclists. These Bicycle Safety Rodeos often include other highway safety messages involving pedestrian safety and proper child safety seat and seat belt use. Funds supporting these events were used for overtime and to purchase supplies, including bicycle helmets and pamphlets advertising the events. Other pedestrian and bicycle safety presentations were held at schools throughout the year.

---

#### Task Area – School Bus Safety

**Project Description** – This task provided funding to the Gilbert Police Department for neighborhood/school bus enforcement overtime. This enforcement focuses on ensuring motorists follow laws regarding school buses especially that all motorists must stop when the school bus stop sign is extended.

---

#### Task Area – GOHS Program Administration

**Project Description** – This task provided funding to GOHS to administer and manage 405h and 402 Pedestrian and Bicycle Safety programs which enabled GOHS to write, manage and monitor grants and contracts. They also funded GOHS personnel to coordinate the activities and tasks outlined in the Highway Safety Plan and provide status reports and updates on project activity to the GOHS Director and other parties, as required. GOHS personnel monitored project activity, prepared and maintained project documentation, and evaluated task accomplishments of their grant portfolios.

### 3.7 POLICE TRAFFIC SERVICES (PTS)

Speeding is the number one contributing factor in fatal traffic crashes in Arizona. In 2017, speed was a factor in 299 fatalities, 30% of all fatalities in Arizona. While speed-related fatalities have remained relatively constant for the past few years, they are significantly lower than levels seen in the mid-2000's.

Addressing speeding and other aggressive driving behaviors requires strong enforcement laws. Fortunately, Arizona has a “Double Fine” program, which gives law enforcement officers the ability to suspend an individual’s driver’s license when eight or more points are accumulated within a 12-month period. The “Double Fine” program is extended to speeding more than the posted speed limit in construction zones when workers are present.

Arizona aggressively prosecutes and adjudicates red light violators. In addition to providing overtime for Selective Traffic Enforcement Programs (STEP), the Governor’s Office of Highway Safety (GOHS) funds laser and radar guns, speed trailers and vehicles to apprehend aggressive drivers for several law enforcement agencies.

#### Performance Targets

**Table 3.16 Performance Targets and Measures (Police Traffic Services)**

Performance Target	Performance Measure
An increase in speeding-related fatalities by no more than 3.4 percent from 291 (2011-2015 average) to 301 by 2018	Number of speeding-related fatalities.

#### Projects and Funding

Table 3.17 contains a list of the Police Traffic Services projects, the relevant performance measures, the funds spent on each project and the project status. These projects are grouped into the following six task areas:

- Selective Traffic Enforcement Program Overtime;
- Selective Traffic Enforcement Program Equipment;
- Selective Traffic Enforcement Program Awareness;
- GOHS Training;
- GOHS Speed Survey; and
- GOHS Program Administration.

**Table 3.17 FFY 2018 Police Traffic Services Projects****Related Performance Measure(s)**

Number of speeding-related fatalities.

<b>Task Area</b>	<b>Grantee</b>	<b>Project Number</b>	<b>Funding Source</b>	<b>Funds Obligated</b>	<b>Funds Spent (FFY 2018)</b>
Selective Traffic Enforcement Program Overtime	Apache County SO	2018-PTS-001	Sec. 402	\$10,000.00	\$9,442.44
	Apache Junction PD	2018-PTS-003	Sec. 402	\$15,000.00	\$15,000.00
	AZ DPS	2018-PTS-004	Sec. 402	\$35,000.00	\$34,192.85
	UNUSED NUMBER	2018-PTS-006	--	--	--
	Camp Verde MO	2018-PTS-008	Sec. 402	\$6,000.00	\$5,654.83
	Casa Grande PD	2018-PTS-010	Sec. 402	\$25,000.00	\$25,000.00
	Chino Valley PD	2018-PTS-012	Sec. 402	\$12,000.00	\$11,679.13
	Clarkdale PD	2018-PTS-013	Sec. 402	\$8,889.32	\$8,889.32
	Clifton PD	2018-PTS-014	Sec. 402	\$8,000.00	\$7,289.29
	Cochise County SO	2018-PTS-015	Sec. 402	\$10,000.00	\$9,989.57
	Coolidge PD	2018-PTS-016	Sec. 402	\$6,000.00	\$6,000.00
	Cottonwood PD	2018-PTS-017	Sec. 402	\$10,000.00	\$10,000.00
	Douglas PD	2018-PTS-018	Sec. 402	\$10,000.00	\$10,000.00
	Eagar PD	2018-PTS-019	Sec. 402	\$4,000.00	\$623.92
	El Mirage PD	2018-PTS-020	Sec. 402	\$12,000.00	\$10,365.09
	Florence PD	2018-PTS-021	Sec. 402	\$10,000.00	\$10,000.00

<b>Task Area</b>	<b>Grantee</b>	<b>Project Number</b>	<b>Funding Source</b>	<b>Funds Obligated</b>	<b>Funds Spent (FFY 2018)</b>
Selective Traffic Enforcement Program Overtime	Gila River PD	2018-PTS-023	Sec. 402	\$20,000.00	\$20,000.00
	Glendale PD	2018-PTS-026	Sec. 402	\$30,000.00	\$30,000.00
	Globe PD	2018-PTS-027	Sec. 402	\$5,000.00	\$0.00
	Graham County SO	2018-PTS-028	Sec. 402	\$6,000.00	\$2,016.90
	Greenlee County SO	2018-PTS-029	Sec. 402	\$20,000.00	\$18,223.22
	Huachuca City PD	2018-PTS-030	Sec. 402	\$5,000.00	\$310.80
	Jerome PD	2018-PTS-031	Sec. 402	\$2,000.00	\$2,000.00
	La Paz County SO	2018-PTS-032	Sec. 402	\$20,000.00	\$16,747.00
	Marana PD	2018-PTS-033	Sec. 402	\$30,000.00	\$30,000.00
	Maricopa County SO	2018-PTS-034	Sec. 402	\$20,000.00	\$18,381.37
	Maricopa PD	2018-PTS-035	Sec. 402	\$20,000.00	\$4,784.00
	Mesa PD	2018-PTS-037	Sec. 402	\$70,000.00	\$70,000.00
	Miami PD	2018-PTS-038	Sec. 402	\$3,000.00	\$0.00
	Nogales PD	2018-PTS-041	Sec. 402	\$8,000.00	\$2,579.69
	Paradise Valley PD	2018-PTS-043	Sec. 402	\$20,000.00	\$13,803.79
	Parker PD	2018-PTS-044	Sec. 402	\$4,000.00	\$3,955.88
	Payson PD	2018-PTS-045	Sec. 402	\$3,000.00	\$2,714.38
Peoria PD	2018-PTS-046	Sec. 402	\$38,204.00	\$38,204.00	
Phoenix PD	2018-PTS-047	Sec. 402	\$50,000.00	\$44,930.06	

<b>Task Area</b>	<b>Grantee</b>	<b>Project Number</b>	<b>Funding Source</b>	<b>Funds Obligated</b>	<b>Funds Spent (FFY 2018)</b>
Selective Traffic Enforcement Program Overtime	Pima County SD	2018-PTS-049	Sec. 402	\$20,000.00	\$20,000.00
	Pinal County SO	2018-PTS-051	Sec. 402	\$50,000.00	\$49,815.87
	Pinetop-Lakeside PD	2018-PTS-053	Sec. 402	\$5,600.00	\$5,375.89
	Prescott PD	2018-PTS-054	Sec. 402	\$15,000.00	\$13,253.59
	Prescott Valley PD	2018-PTS-055	Sec. 402	\$20,000.00	\$19,933.19
	Quartzsite PD	2018-PTS-056	Sec. 402	\$4,000.00	\$3,997.85
	Safford PD	2018-PTS-057	Sec. 402	\$5,000.00	\$3,277.90
	Sahuarita PD	2018-PTS-058	Sec. 402	\$10,000.00	\$9,994.17
	Salt River PD	2018-PTS-059	Sec. 402	\$12,000.00	\$11,758.97
	San Luis PD	2018-PTS-060	Sec. 402	\$12,000.00	\$11,887.28
	Santa Cruz County SO	2018-PTS-061	Sec. 402	\$6,000.00	\$5,519.95
	Snowflake-Taylor PD	2018-PTS-062	Sec. 402	\$4,000.00	\$2,543.64
	Springerville PD	2018-PTS-063	Sec. 402	\$4,000.00	\$3,848.13
	St. Johns PD	2018-PTS-065	Sec. 402	\$13,000.00	\$12,991.21
	Surprise PD	2018-PTS-066	Sec. 402	\$20,250.00	\$20,250.00
	Tempe PD	2018-PTS-068	Sec. 402	\$25,000.00	\$24,999.80
	Thatcher PD	2018-PTS-069	Sec. 402	\$10,000.00	\$9,993.08
Tombstone PD	2018-PTS-070	Sec. 402	\$8,000.00	\$8,000.00	
Tucson PD	2018-PTS-071	Sec. 402	\$65,000.00	\$64,720.53	



<b>Task Area</b>	<b>Grantee</b>	<b>Project Number</b>	<b>Funding Source</b>	<b>Funds Obligated</b>	<b>Funds Spent (FFY 2018)</b>
Selective Traffic Enforcement Program Overtime	Wellton PD	2018-PTS-072	Sec. 402	\$5,000.00	\$3,036.87
	Wickenburg PD	2018-PTS-073	Sec. 402	\$11,685.00	\$9,479.16
	Willcox PD	2018-PTS-074	Sec. 402	\$9,000.00	\$9,000.00
	Williams PD	2018-PTS-075	Sec. 402	\$1,960.00	\$1,960.00
	Yavapai County SO	2018-PTS-076	Sec. 402	\$8,000.00	\$7,953.66
	Yuma County SO	2018-PTS-077	Sec. 402	\$20,000.00	\$19,536.50
	Yuma PD	2018-PTS-079	Sec. 402	\$15,000.00	\$13,294.50
	Winslow PD	2018-PTS-084	Sec. 402	\$10,000.00	\$4,798.69
Selective Traffic Enforcement Equipment and supplies	Apache Junction PD	2018-PTS-002	Sec. 402	\$14,579.00	\$14,192.00
	AZ DPS	2018-PTS-005	Sec. 402	\$92,536.00	\$89,265.90
	Bullhead City PD	2018-PTS-007	Sec. 402	\$16,000.00	\$15,964.28
	Camp Verde MO	2018-PTS-009	Sec. 402	\$10,482.00	\$10,447.40
	Casa Grande PD	2018-PTS-011	Sec. 402	\$58,000.00	\$0.00
	Chino Valley PD	2018-PTS-012	Sec. 402	\$11,430.00	\$11,430.00
	Coolidge PD	2018-PTS-016	Sec. 402	\$9,486.00	\$9,375.63
	Douglas PD	2018-PTS-018	Sec. 402	\$3,746.00	\$3,746.00
	Florence PD	2018-PTS-022	Sec. 402	\$7,741.00	\$7,225.27
	Gila River PD	2018-PTS-024	Sec. 402	\$9,390.00	\$9,390.00

<b>Task Area</b>	<b>Grantee</b>	<b>Project Number</b>	<b>Funding Source</b>	<b>Funds Obligated</b>	<b>Funds Spent (FFY 2018)</b>
Selective Traffic Enforcement Equipment and supplies	Gilbert PD	2018-PTS-025	Sec. 402	\$50,000.00	\$43,700.06
	Graham County SO	2018-PTS-028	Sec. 402	\$3,369.00	\$3,369.00
	Greenlee County SO	2018-PTS-029	Sec. 402	\$6,000.00	\$0.00
	Huachuca City PD	2018-PTS-030	Sec. 402	\$8,500.00	\$8,248.55
	Maricopa County SO	2018-PTS-034	Sec. 402	\$15,000.00	\$14,776.77
	Maricopa PD	2018-PTS-036	Sec. 402	\$5,460.00	\$5,460.00
	Mesa PD	2018-PTS-037	Sec. 402	\$16,500.00	\$16,500.00
	Miami PD	2018-PTS-038	Sec. 402	\$3,000.00	\$0.00
	Mohave County SO	2018-PTS-039	Sec. 402	\$20,000.00	\$19,804.11
	Navajo County SO	2018-PTS-040	Sec. 402	\$19,205.37	\$18,993.75
	Oro Valley PD	2018-PTS-042	Sec. 402	\$10,500.00	\$9,488.16
	Pima County DOT	2018-PTS-048	Sec. 402	\$23,322.00	\$22,722.00
	Pima County SD	2018-PTS-049	Sec. 402	\$20,000.00	\$20,000.00
	Pima County SD	2018-PTS-050	Sec. 402	\$27,000.00	\$27,000.00
	Pinal County SO	2018-PTS-051	Sec. 402	\$13,736.00	\$13,736.00
	Pinal County SO	2018-PTS-052	Sec. 402	\$30,000.00	\$30,000.00
	Prescott Valley PD	2018-PTS-055	Sec. 402	\$5,626.00	\$5,626.00
	Quartzsite PD	2018-PTS-056	Sec. 402	\$4,000.00	\$3,659.88
Safford PD	2018-PTS-057	Sec. 402	\$4,500.00	\$4,500.00	

Task Area	Grantee	Project Number	Funding Source	Funds Obligated	Funds Spent (FFY 2018)
Selective Traffic Enforcement Equipment and supplies	Sahuarita PD	2018-PTS-058	Sec. 402	\$4,500.00	\$4,500.00
	Springerville PD	2018-PTS-064	Sec. 402	\$14,350.00	\$14,350.00
	Surprise PD	2018-PTS-067	Sec. 402	\$43,724.26	\$43,724.25
	Willcox PD	2018-PTS-074	Sec. 402	\$8,100.00	\$8,081.70
	Williams PD	2018-PTS-075	Sec. 402	\$12,600.00	\$12,600.00
	Yuma County SO	2018-PTS-078	Sec. 402	\$7,700.00	\$7,629.74
	ASU PD	2018-PTS-080	Sec. 402	\$27,000.00	\$24,405.00
	Scottsdale PD	2018-PTS-081	Sec. 402	\$19,500.00	\$19,358.19
	Apache County SO	2018-PTS-082	Sec. 402	\$27,000.00	\$26,895.39
	Red Means Stop	2018-PTS-083	Sec. 402	\$1,000.00	\$1,000.00
	Page PD	2018-PTS-085	Sec. 402	\$11,342.16	\$8,800.00
	Somerton PD	2018-PTS-086	Sec. 402	\$8,100.00	\$8,100.00
Selective Traffic Enforcement Program Awareness	Arizona Transportation Ed. Foundation	2018-RS-001	Sec. 402	\$24,415.00	\$24,415.00
	GOHS Paid Media	2018-PTS-500	Sec. 402	\$15,000.00	\$0.00
GOHS Speed Survey	GOHS Survey	2018-PTS-501	Sec. 402	\$12,000.00	0.00
GOHS Program Administration	GOHS Program Admin.	2018-PTS-300	Sec. 402	\$164,609.00	\$162,487.37
<b>Total Funds Spent (Police Traffic Services)</b>				<b>\$1,865,637.11</b>	<b>\$1,68,965.36</b>

\*Project 2018-PTS-006 is an unused number

## Performance Results – Police Traffic Services

Speeding-related fatalities decreased from 325 in 2016 to 299 in 2017. GOHS completed 76 police traffic services projects to help meet the performance target.

### Project Descriptions

---

#### Task Area – Selective Traffic Enforcement Program Overtime

**Project Description** – Funding was awarded to law enforcement agencies to conduct Selective Traffic Enforcement Programs (STEP) to enforce speed, aggressive driving, red light running and other traffic laws. Law enforcement agencies also focused on decreasing the danger of distracted driving through targeted enforcement.

---

#### Task Area – Selective Traffic Enforcement Program Equipment

**Project Description** – This task awarded funding to law enforcement agencies to purchase equipment to aid in the enforcement of traffic laws. Equipment purchased included speed detection devices, speed displays and signs, cameras, vehicles and other equipment that will enhance selective traffic enforcement efforts.

The backbone instrument of speed enforcement is the speed detection device, which comes in two common types: radar and Lidar. Both types accurately measure a target vehicle’s speed. Approximately 95 speed detection devices were purchased with funding to enhance speed enforcement throughout the State of Arizona.

Law enforcement agencies try to prevent speed-related collisions with equipment such as speed displays and signs. One example of this is the speed trailer the Gilbert Police Department purchased. Speed trailers such as this will display a vehicle’s speed to compare with the speed limit. The portability of the speed trailer lets the police department adapt and respond to citizens’ input regarding roadways troubled with speeders.

A portion of funds were spent on purchasing vehicles/electric motorcycles for traffic enforcement. The Tucson Police Department purchased two fully equipped police vehicles.

---

#### Task Area – Selective Traffic Enforcement Awareness

**Project Description** – This task awarded funding to The Arizona Transportation Education Foundation to execute their “Share the Road” program.

---

#### Task Area – GOHS Speed Survey

**Project Description** – GOHS conducts an annual survey to track public attitudes and behaviors associated with red light running and speeding. A survey did not occur in FFY 2018.

---

#### Task Area – GOHS Program Administration

**Project Description** – This task provided funding to GOHS to administer and manage 402 Police Traffic Services programs which enabled GOHS to write, manage and monitor grants and contracts. They also funded GOHS personnel to coordinate the activities and tasks outlined in the Highway Safety Plan and provide status reports and updates on project activity to the GOHS

---

Director and other parties, as required. GOHS personnel monitored project activity, prepared and maintained project documentation, and evaluated task accomplishments of their grant portfolios.



*Gilbert Police Department  
Speed Trailer*



*Coolidge Police Department  
LIDAR's*



*Tucson Police Department  
One of the Two Fully equipped police package vehicles*



*ASU Police Department  
Zero DSRP Motorcycle Police Package*

## 3.8 TRAFFIC RECORDS (TR)

Traffic records data are critical for identifying problem areas in need of attention by the Governor's Office of Highway Safety (GOHS) and its partners. The goal of Arizona's Traffic Records program is to ensure GOHS, the Arizona Department of Transportation (ADOT) and the law enforcement community can access accurate and complete data. The Arizona Traffic Records Coordinating Committee (TRCC) met three times during FFY 2018:

- May 22, 2018;
- August 14, 2018; and
- September 21, 2018.

GOHS funds projects that support improved collection, evaluation and analysis of traffic safety data. Expenses under this program area generally relate to equipment and materials.

GOHS continued to work with ADOT and the TRCC to coordinate the collection and storage of traffic safety data. In FFY 2018, ADOT used grant funds to renew the license for the Arizona Traffic and Criminal Software (AZTraCS) which allows local law enforcement agencies to electronically collect and submit crash data to the state traffic records system and electronically collect and submit citation data to the Administrative Office of the Courts.

### Performance Targets

Performance targets for traffic records data systems are not crash-based. However, these traffic records tasks address the six nationally recognized data quality performance measures of timeliness, accuracy, completeness, uniformity, integration and accessibility.

### Projects and Funding

Table 3.18 contains a list of Traffic Records projects, the relevant performance measures, the funds spent on each project and the project status. These projects are grouped into the following areas:

- Data Collection, Evaluation and Analysis; and
- GOHS Program Administration.

**Table 3.18 FFY 2018 Traffic Records Projects**

**Related Performance Measure**

Traffic data accuracy, completeness, and accessibility

<b>Task Area</b>	<b>Grantee</b>	<b>Project Number</b>	<b>Funding Source</b>	<b>Funds Obligated</b>	<b>Funds Spent (FFY 2018)</b>
Data Collection, Evaluation and Analysis	ADOT	2018-405c-001	Sec. 405c	\$389,250.00	\$280,772.00
GOHS Program Administration	GOHS Program Admin.	2018-405c-300	Sec. 405c	\$2,058.00	\$2,002.06
<b>Total Funds Spent (Traffic Records)</b>				<b>\$356,058.00</b>	<b>\$916,196.98</b>



## **Performance Results – Traffic Records**

The Arizona traffic records system enables the timely collection and reporting of data elements necessary for problem identification, problem analysis and countermeasure evaluation in all areas of traffic safety. GOHS funded a project in FFY 2018 that awarded data collection and improved the Arizona Department of Transportation’s data systems.

## **Project Descriptions**

---

### **Task Area – Data Collection, Evaluation and Analysis**

**Project Description** –ADOT was awarded funds to continue the improvement of the collection, management and linkage of the six traffic safety data systems through the implementation of Arizona’s Strategic Plan for Traffic Safety Data, updated yearly by the Traffic Records Coordinating Committee (TRCC). These funds also helped ADOT reduce its crash data backlog. Finally, these funds have enabled the TRCC to assist agencies that want to use TraCS software to send electronic crash data to ADOT Traffic Records.

---

### **Task Area – GOHS Program Administration**

**Project Description** – This task provided funding to GOHS to administer and manage 405 Traffic Records program which enabled GOHS to write, manage and monitor grants and contracts. They also funded GOHS personnel to coordinate the activities and tasks outlined in the Highway Safety Plan and provide status reports and updates on project activity to the GOHS Director and other parties, as required. GOHS personnel monitored project activity, prepared and maintained project documentation, and evaluated task accomplishments of their grant portfolios.



### 3.9 PLANNING AND ADMINISTRATION (PA)

The Planning and Administration program area includes the activities necessary for the overall management and operations of the Governor's Office of Highway Safety (GOHS).

#### Performance Targets

**Table 3.19 Performance Targets and Measures (Planning and Administration)**

Performance Targets	Performance Measures
Process all subgrantee grants by October 1.	Percentage of grants processed by October 1.
Develop a coordinated Highway Safety Plan (HSP) by July.	Date the HSP was submitted.
Prepare GOHS the Annual Report by December 31.	Date the Annual Report was submitted.
Monitor all grants per GOHS monitoring policy.	Percentage of subgrantee grants in full contract compliance by specified due dates.
Develop, coordinate, monitor, and evaluate traffic safety projects identified in the HSP.	Completed Project Monitoring Worksheets, Reports and Checklists by due dates.
Promote highway safety awareness through educational programs and public awareness campaigns.	None.

#### Projects and Funding

The 2018 Highway Safety Plan included one Planning and Administration project. Table 3.20 lists this project along with its associated performance measures, funding sources and status.

**Table 3.20 FFY 2018 Planning and Administration Project**

**Related Performance Measure**

Planning and administration activities supported progress toward all performance measures.

<b>Task Area</b>	<b>Grantee</b>	<b>Project Number</b>	<b>Funding Source(s)</b>	<b>Funds Obligated</b>	<b>Funds Spent (FFY 2018)</b>
Planning and Administration	GOHS	2018-PA-300	Sec. 402	\$600,000.00	\$506,824.85
<b>Total Funds Spent (Planning and Administration)</b>				<b>\$600,000.00</b>	<b>\$506,824.85</b>

## **Performance Results – Planning and Administration**

GOHS met its measurable planning and administration performance targets for FFY 2018 including delivering the *FFY 2018 Annual Report* and the *FFY 2019 Highway Safety Plan* in a timely manner.

## **Project Description**

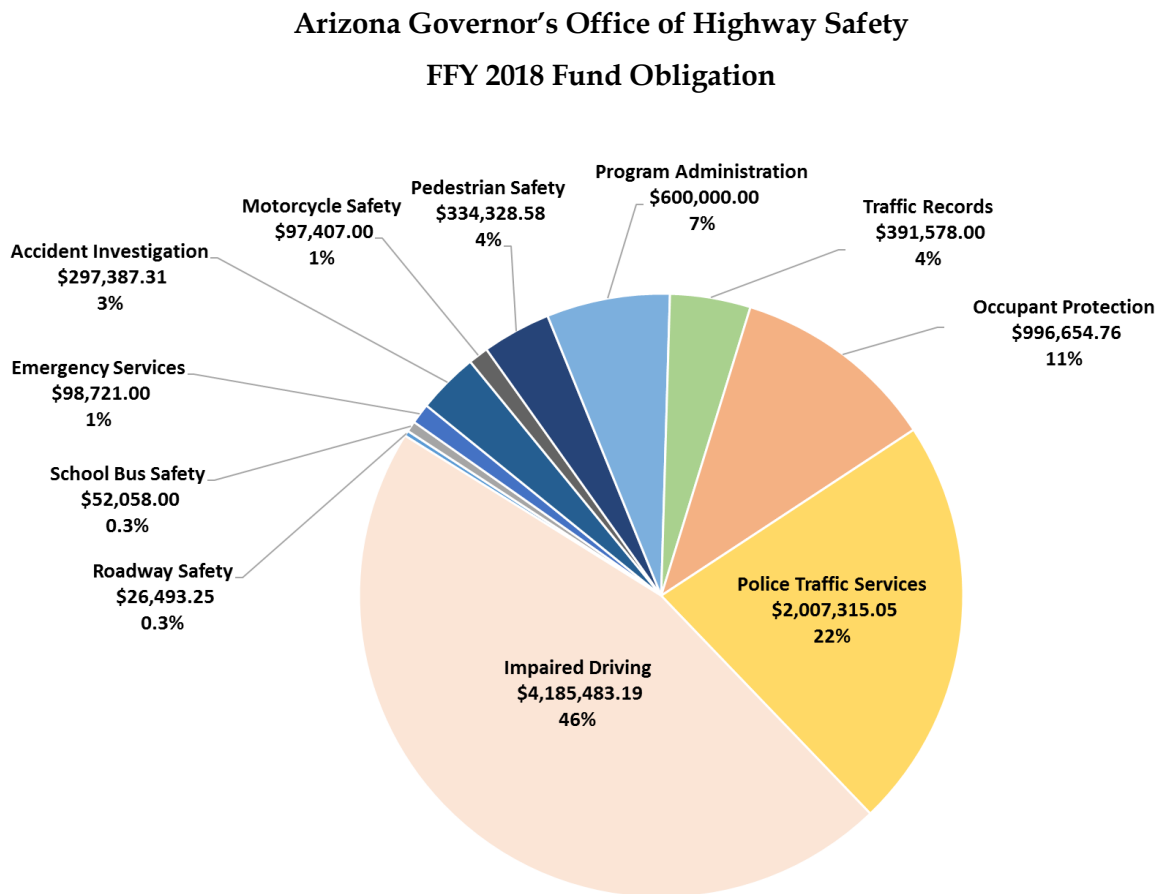
---

### **Task Area – Planning and Administration**

**Project Description** – This project provided funding to GOHS to coordinate and monitor activities and projects relating to the planning and administration of the *FFY 2018 Arizona Highway Safety Plan* and *2018 Annual Report*.

## 4.0 Cost Summary

A summary of 2018 Highway Safety Program approved costs is shown in Table 4.1 on the next page.



**Table 4.1 Highway Safety Program Cost Summary**

U.S. Department of Transportation National Highway Traffic Safety Administration  
**Obligations vs Expenditures**  
 2018-FINAL  
 Posted: 12/04/2018

State: Arizona Page: 1  
 Latest posted documents Report Date: 12/04/2018  
 HCS-22 VOU-57

Program Area	Project	Original Approved HSP	Percent of Agency Planned	Sum of Obligations	Percent of Agency Obligated	Percent Prior FY Funds	Sum of Expenditures	Percent Agency Expended	Unexpended Balance	Est. Months to Liquidate	Unobligated Balance
<b>NHTSA</b>											
<i>MAP 21 405f Motorcycle Programs</i>											
<i>405f Motorcycle Programs</i>											
	M9X-2018-00-00-00	\$ .00	0%	\$82,755.68	1%		\$82,755.68	1%	\$ .00	0	
	<b>405f Motorcycle Programs Total</b>	<b>\$ .00</b>	<b>0%</b>	<b>\$82,755.68</b>	<b>1%</b>		<b>\$82,755.68</b>	<b>1%</b>	<b>\$ .00</b>	<b>0</b>	
	<i>MAP 21 405f Motorcycle Programs Total</i>	<i>\$ .00</i>	<i>0%</i>	<i>\$82,755.68</i>	<i>1%</i>	<i>100%</i>	<i>\$82,755.68</i>	<i>1%</i>	<i>\$ .00</i>	<i>0</i>	<i>\$ .00</i>
<i>FAST Act NHTSA 402</i>											
<i>Planning and Administration</i>											
	PA-2018-00-00-00	\$600,000.00	8%	\$771,793.31	6%		\$506,824.85	6%	\$264,968.46	*	
	<b>Planning and Administration Total</b>	<b>\$600,000.00</b>	<b>8%</b>	<b>\$771,793.31</b>	<b>6%</b>		<b>\$506,824.85</b>	<b>6%</b>	<b>\$264,968.46</b>	<b>7</b>	
<i>Alcohol</i>											
	AL-2018-00-00-00	\$1,005,170.00	13%	\$1,596,074.65	13%		\$930,280.52	12%	\$665,794.13	*	
	<b>Alcohol Total</b>	<b>\$1,005,170.00</b>	<b>13%</b>	<b>\$1,596,074.65</b>	<b>13%</b>		<b>\$930,280.52</b>	<b>12%</b>	<b>\$665,794.13</b>	<b>9</b>	
<i>Emergency Medical Services</i>											
	EM-2018-00-00-00	\$86,074.00	1%	\$122,414.82	1%		\$80,326.89	1%	\$42,087.93	*	
	<b>Emergency Medical Services Total</b>	<b>\$86,074.00</b>	<b>1%</b>	<b>\$122,414.82</b>	<b>1%</b>		<b>\$80,326.89</b>	<b>1%</b>	<b>\$42,087.93</b>	<b>6</b>	
<i>Motorcycle Safety</i>											
	MC-2018-00-00-00	\$47,407.00	1%	\$53,247.17	0%		\$45,941.30	1%	\$7,305.87	*	
	<b>Motorcycle Safety Total</b>	<b>\$47,407.00</b>	<b>1%</b>	<b>\$53,247.17</b>	<b>0%</b>		<b>\$45,941.30</b>	<b>1%</b>	<b>\$7,305.87</b>	<b>2</b>	
<i>Occupant Protection</i>											
	OP-2018-00-00-00	\$360,691.00	5%	\$428,134.73	3%		\$316,088.38	4%	\$112,046.35	*	
	<b>Occupant Protection Total</b>	<b>\$360,691.00</b>	<b>5%</b>	<b>\$428,134.73</b>	<b>3%</b>		<b>\$316,088.38</b>	<b>4%</b>	<b>\$112,046.35</b>	<b>4</b>	
<i>Pedestrian/Bicycle Safety</i>											
	PS-2018-00-00-00	\$5,000.00	0%	\$20,000.00	0%		\$ .00	0%	\$20,000.00	*	

U.S. Department of Transportation National Highway Traffic Safety Administration

Obligations vs Expenditures

2018-FINAL

Posted: 12/04/2018

State: Arizona

Page: 2

Latest posted documents  
HCS-22 VOU-57

Report Date: 12/04/2018

Program Area	Project	Original Approved HSP	Percent of Agency Planned	Sum of Obligations	Percent of Agency Obligated	Percent Prior FY Funds	Sum of Expenditures	Percent Agency Expended	Unexpended Balance	Est. Months to Liquidate	Unobligated Balance
	<b>Pedestrian/Bicycle Safety Total</b>	\$5,000.00	0%	\$20,000.00	0%		\$0.00	0%	\$20,000.00	32	
	<i>Police Traffic Services</i>										
	PT-2018-00-00-00	\$1,655,350.00	21%	\$2,468,635.27	20%		\$1,794,319.76	23%	\$674,315.51	*	
	<b>Police Traffic Services Total</b>	\$1,655,350.00	21%	\$2,468,635.27	20%		\$1,794,319.76	23%	\$674,315.51	5	
	<i>Accident Investigation</i>										
	AI-2018-00-00-00	\$164,275.00	2%	\$301,223.17	2%		\$256,973.28	3%	\$44,249.89	*	
	<b>Accident Investigation Total</b>	\$164,275.00	2%	\$301,223.17	2%		\$256,973.28	3%	\$44,249.89	2	
	<i>Roadway Safety</i>										
	RS-2018-00-00-00	\$26,473.00	0%	\$78,000.00	1%		\$26,493.25	0%	\$51,506.75	*	
	<b>Roadway Safety Total</b>	\$26,473.00	0%	\$78,000.00	1%		\$26,493.25	0%	\$51,506.75	24	
	<i>Pupil Transportation Safety</i>										
	SB-2018-00-00-00	\$52,058.00	1%	\$54,642.73	0%		\$51,883.54	1%	\$2,759.19	*	
	<b>Pupil Transportation Safety Total</b>	\$52,058.00	1%	\$54,642.73	0%		\$51,883.54	1%	\$2,759.19	1	
	<b>FAST Act NHTSA 402 Total</b>	\$4,002,498.00	51%	\$5,894,165.85	47%	16%	\$4,009,131.77	51%	\$1,885,034.08	6	\$0.00
	<i>FAST Act 405b OP Low</i>										
	<i>405b Low HVE</i>										
	M2HVE-2018-00-00-00	\$600,520.00	8%	\$71,800.37	1%		\$12,322.02	0%	\$59,478.35	*	
	<b>405b Low HVE Total</b>	\$600,520.00	8%	\$71,800.37	1%		\$12,322.02	0%	\$59,478.35	75	
	<i>405b OP Low</i>										
	M2X-2018-00-00-00	\$0.00	0%	\$789,758.54	6%		\$439,653.33	6%	\$350,105.21	*	
	<b>405b OP Low Total</b>	\$0.00	0%	\$789,758.54	6%		\$439,653.33	6%	\$350,105.21	10	
	<b>FAST Act 405b OP Low Total</b>	\$600,520.00	8%	\$861,558.91	7%	30%	\$451,975.35	6%	\$409,583.56	11	\$0.00
	<i>FAST Act 405c Data Program</i>										
	<i>405c Data Program</i>										
	M3DA-2018-00-00-00	\$273,978.00	4%	\$1,146,381.03	9%		\$276,459.82	4%	\$869,921.21	*	

U.S. Department of Transportation National Highway Traffic Safety Administration

Obligations vs Expenditures

2018-FINAL

Posted: 12/04/2018

State: Arizona

Page: 3

Latest posted documents  
HCS-22 VOU-57

Report Date: 12/04/2018

Program Area	Project	Original Approved HSP	Percent of Agency Planned	Sum of Obligations	Percent of Agency Obligated	Percent Prior FY Funds	Sum of Expenditures	Percent Agency Expended	Unexpended Balance	Est. Months to Liquidate	Unobligated Balance
<b>405c Data Program Total</b>		\$273,978.00	4%	\$1,146,381.03	9%		\$276,459.82	4%	\$869,921.21	38	
<i>FAST Act 405c Data Program Total</i>		\$273,978.00	4%	\$1,146,381.03	9%	42%	\$276,459.82	4%	\$869,921.21	38	\$0.00
<b>FAST Act 405d Impaired Driving Mid</b>											
<i>405d Impaired Driving Mid</i>											
	M5X-2018-00-00-00	\$2,397,277.53	31%	\$3,216,257.17	26%		\$2,489,518.41	32%	\$726,738.76	*	
<b>405d Impaired Driving Mid Total</b>		\$2,397,277.53	31%	\$3,216,257.17	26%		\$2,489,518.41	32%	\$726,738.76	4	
<i>FAST Act 405d Impaired Driving Mid Total</i>		\$2,397,277.53	31%	\$3,216,257.17	26%	26%	\$2,489,518.41	32%	\$726,738.76	4	\$0.00
<b>FAST Act 405d Impaired Driving Int</b>											
<i>405d Impaired Driving Int</i>											
	M7X-2018-00-00-00	\$200,000.00	3%	\$391,251.75	3%		\$213,456.64	3%	\$177,795.11	*	
<b>405d Impaired Driving Int Total</b>		\$200,000.00	3%	\$391,251.75	3%		\$213,456.64	3%	\$177,795.11	10	
<i>FAST Act 405d Impaired Driving Int Total</i>		\$200,000.00	3%	\$391,251.75	3%	27%	\$213,456.64	3%	\$177,795.11	10	\$0.00
<b>FAST Act 405f Motorcycle Programs</b>											
<i>405f Motorcycle Programs</i>											
	M9X-2018-00-00-00	\$50,000.00	1%	\$123,800.08	1%		\$5,605.01	0%	\$118,195.07	*	
<b>405f Motorcycle Programs Total</b>		\$50,000.00	1%	\$123,800.08	1%		\$5,605.01	0%	\$118,195.07	253	
<i>FAST Act 405f Motorcycle Programs Total</i>		\$50,000.00	1%	\$123,800.08	1%	40%	\$5,605.01	0%	\$118,195.07	253	\$0.00
<b>FAST Act 405h Nonmotorized Safety</b>											
<i>405h Nonmotorized Safety</i>											
	FHX-2018-00-00-00	\$310,228.50	4%	\$706,637.55	6%		\$303,642.39	4%	\$402,995.16	16	
<b>405h Nonmotorized Safety Total</b>		\$310,228.50	4%	\$706,637.55	6%		\$303,642.39	4%	\$402,995.16	16	
<i>FAST Act 405h Nonmotorized Safety Total</i>		\$310,228.50	4%	\$706,637.55	6%	34%	\$303,642.39	4%	\$402,995.16	16	\$0.00
<b>NHTSA Total</b>		\$7,834,502.03	100%	\$12,422,808.02	100%		\$7,832,545.07	100%	\$4,590,262.95	7	
<b>Total</b>		\$7,834,502.03	100%	\$12,422,808.02	100%		\$7,832,545.07	100%	\$4,590,262.95	7	

## 5.0 Addendum – Seat Belt Survey

The Governor’s Office of Highway Safety commissioned a study to determine the 2018 statewide seat belt use rate. Data was also gathered on drivers’ use of handheld cell phones. This study was conducted by the Preusser Research Group Inc.

The study involved the same research design utilized in the 2018 Seat Belt Survey. The procedures used were developed for data collection, validation and quality control that are consistent with the National Highway Traffic Safety Administration requirements and similar to past practices in the State.

In Table 5.1 below the statewide “preliminary” results are shown. The 2018 seat belt use rate of 85.9 percent represents a decrease of 0.2 percentage points from 2017. Handheld cell phone use, by 6.2 percent of drivers, was decreased by 0.5 percent from 2017.

**Table 5.1 Seat Belt Survey Summary Data**

Study Year	Seat Belt Use			Child Safety Restraint Use	Motorcycle Helmet Use	Cell Phone Use
	Total	Drivers	Passengers			
2018	85.9%	88.4%	90.8%	N/A	N/A	6.2%
2017	86.1%	86.1%	86.0%	N/A	69.8%	6.7%
2016	88.0%	88.2%	87.3%	N/A	61.9%	9.1%
2015	86.6%	87.1%	84.8%	N/A	59.6%	8.0%
2014	87.2%	87.1%	87.7%	N/A	61.5%	6.7%
2013	84.7%	84.7%	84.0%	N/A	73.9%	7.4%
2012	82.2%	82.6%	80.2%	75.0%	58.4%	6.2%
2011	82.9%	83.5%	80.6%	79.1%	58.0%	8.3%
2010	81.8%	82.3%	79.9%	78.0%	56.4%	6.6%
2009	80.8%	82.0%	75.4%	87.2%	69.3%	8.3%
2008	79.9%	81.4%	73.3%	80.1%	67.3%	8.1%
2007	80.9%	82.5%	72.7%	86.2%	74.6%	14.6%
2006	78.9%	79.4%	76.4%	88.4%	59.0%	N/A

Source: Preusser Research Group.