

State of Arizona Highway Safety Annual Report

Federal Fiscal Year 2016

prepared for

**U.S. Department of Transportation
National Highway Traffic Safety Administration**

prepared by

Arizona Governor's Office of Highway Safety

Douglas A. Ducey

Governor
State of Arizona

Alberto C. Gutier

Director and
Governor's Highway Safety Representative

State of Arizona Highway Safety Annual Report

Federal Fiscal Year 2016

prepared for

U.S. Department of Transportation National Highway Traffic Safety Administration

prepared by

Arizona Governor's Office of Highway Safety
1700 West Washington Street
Executive Tower, Suite 430
Phoenix, Arizona 85007

December 2016

Contact Information

Name: Alberto C. Gutier

Title: Director, Governor's Office of Highway Safety
Governor's Highway Safety Representative

Street: 1700 West Washington Street **Telephone:** (602) 255-3216

Suite/Room: Suite 430

Fax: (602) 255-1265

City, State: Phoenix, AZ

Email: agutier@azgohs.gov

Zip: 85007

Web Address: www.azgohs.gov

This Annual Report is dedicated to every first responder who serves the Arizona community – Thank you




Table of Contents

1.0	Arizona GOHS Program Overview	1
1.1	Executive Summary.....	1
1.2	Accomplishments	2
1.3	Looking Forward	3
1.4	Introduction.....	4
1.5	Arizona GOHS Mission	5
1.6	Arizona GOHS Organization.....	5
1.7	Strategic Partners	7
1.8	Legislative Update.....	7
2.0	Highway Safety Performance	8
2.1	Progress Assessment.....	8
2.2	Highway Safety Trends	10
3.0	Program Areas	17
3.1	Accident Investigation (AI).....	18
3.2	Alcohol and Other Drugs (AL)	23
3.3	Emergency Medical Services (EM).....	37
3.4	Motorcycle Safety (MC)	41
3.5	Occupant Protection (OP).....	44
3.6	Pedestrian and Bicycle Safety (PS)	53
3.7	Police Traffic Services (PT)	56
3.8	Traffic Records (TR).....	64
3.9	Planning and Administration (PA).....	67
4.0	Cost Summary	70
5.0	Addendum - Seat Belt Survey	75

List of Tables

Table 1.1	Arizona Crash Factors as Percent of Total Fatalities 2015.....	4
Table 2.1	Arizona Highway Safety Performance Report	9
Table 2.2	Arizona Highway Safety Trends	10
Table 3.1	Performance Targets and Measures (Accident Investigation).....	18
Table 3.2	FFY 2016 Accident Investigation Projects.....	19
Table 3.3	Performance Targets and Measures (Alcohol and Other Drugs).....	23
Table 3.4	FFY 2016 Alcohol and Other Drugs Projects.....	24
Table 3.5	DUI Task Force Statistics (DUI Arrests – Select Holidays)	31
Table 3.6	DUI Task Force Statistics (by Calendar Year)	32
Table 3.7	Performance Targets and Measures (Emergency Medical Services).....	37
Table 3.8	FFY 2016 Emergency Medical Services Projects	38
Table 3.9	Performance Targets and Measures (Motorcycle Safety).....	41
Table 3.10	FFY 2016 Motorcycle Safety Projects.....	42
Table 3.11	Performance Targets and Measures (Occupant Protection)	44
Table 3.12	FFY 2016 Occupant Protection Projects	46
Table 3.13	“Buckle Up Arizona...It’s the Law!” Campaign.....	50
Table 3.14	Performance Targets and Measures (Pedestrian and Bicycle Safety)	53
Table 3.15	FFY 2016 Pedestrian and Bicycle Safety Projects.....	54
Table 3.16	Performance Targets and Measures (Police Traffic Services).....	56
Table 3.17	FFY 2016 Police Traffic Services Projects	57
Table 3.18	FFY 2016 Traffic Records Projects.....	65
Table 3.19	Performance Targets and Measures (Planning and Administration).....	67
Table 3.20	FFY 2016 Planning and Administration Project.....	68
Table 4.1	Highway Safety Program Cost Summary	71
Table 5.1	Seat Belt Survey Summary Data	75

List of Figures

Figure 1.1	Organizational Chart.....	6
Figure 2.1	Fatalities.....	11
Figure 2.2	Serious Traffic Injuries.....	11
Figure 2.3	Fatality Rate	12
Figure 2.4	Unrestrained Passenger Vehicle Occupant Fatalities	12
Figure 2.5	Alcohol-Impaired Driving Fatalities	13
Figure 2.6	Speeding-Related Fatalities	13
Figure 2.7	Motorcycle Fatalities.....	14
Figure 2.8	Unhelmeted Motorcycle Fatalities.....	14
Figure 2.9	Drivers Age 20 or Younger in Fatal Crashes.....	15
Figure 2.10	Pedestrian Fatalities.....	15
Figure 2.11	Bicycle Fatalities	16
Figure 2.12	Percent Observed Seat Belt Use for Passenger Vehicles.....	16

1.0 Arizona GOHS Program Overview

1.1 EXECUTIVE SUMMARY

This Arizona Highway Safety Annual Report (AR) for Federal Fiscal Year (FFY) 2016 serves as the State's assessment of the 2016 Highway Safety Plan (HSP). It is required by the National Highway Traffic Safety Administration (NHTSA) pursuant to 23 CFR § 1300.33 and provides an update of highway safety projects administered by the Arizona Governor's Office of Highway Safety (GOHS).

The projects and funding administered by GOHS were approved by NHTSA Region IX in the FFY 2016 HSP and subsequent revisions throughout the year.

Each year, GOHS develops the HSP which identifies current highway safety problems, defines performance targets and measures, and describes safety programs and projects that will be implemented to address highway safety concerns and achieve safety performance targets. The AR reviews the yearly progress on implementing Arizona's HSP and documents the use of grant funding administered by NHTSA for Federal funds available under the Section 402 State and Community Highway Safety grant program and the Section 405 National Priority Safety Program of the Federal transportation bill Moving Ahead for Progress in the 21st Century (MAP-21). The Federal government recently passed a new highway funding bill named Fixing America's Surface Transportation (FAST) Act on December 4, 2015 and GOHS will review and implement the FAST Act in FFY 2017 in Arizona.

GOHS administers Federal funds to state, local and nonprofit organizations who agree to work toward the shared goal of reducing deaths and major injuries due to motor vehicle crashes through implementation of programs and projects that address driver behaviors and improvements in the traffic records systems.

Total traffic fatalities in Arizona increased from 773 in 2014 to 893 in 2015. Any life lost due to a motor vehicle crash is tragic. GOHS and our safety partners continue to work toward the shared goal of reducing fatalities and injuries through joint implementation of the HSP and our Strategic Highway Safety Plan (SHSP). GOHS will continue to provide funding and support for the national mobilizations and effective highway safety programs aimed at reducing fatalities and injuries on Arizona's roadways.

1.2 ACCOMPLISHMENTS

- The Governor's Office of Highway Safety (GOHS) partnered with the Arizona Supreme Court and the Phoenix Police Department in developing a new "Electronic Search Warrant" for blood draws in DUI cases. Officers statewide can now obtain electronic search warrants from a Superior Court judge based in Maricopa County in less than eight minutes. (Arizona Supreme Court Administrative Order #2016-121)
- GOHS provided funding and personnel to train over 1,000 Arizona law enforcement officers in various recognition certifications (ARIDE, FST, HGN, DRE, Phlebotomy). Officers from 15 states were trained as Drug Recognition Experts. GOHS has scheduled training for an additional 369 officers from 12 states, including Canada, in 2017.
- Although law enforcement agencies made over one million traffic stops in 2016, DUI arrests totaled just over 25,000—a decrease of 11% from 2015. The implementation of the "Know Your Limit" Program by 25 Arizona agencies and two judicial courts, the awareness and enforcement campaigns to encourage sober/designated drivers and the increased use of rideshare companies, such as Uber and Lyft, is a direct correlation for the decrease.
- Of the grants awarded to address speed and aggressive driving, 35% of the agencies used funds for the acquisition of speed detection devices—totaling \$471,922. As a result of the additional equipment and increased overtime enforcement patrols, civil speed citations increased over 11%, criminal speed citations increased more than 7% and aggressive driving citations increased over 25%.
- The percentage of motorists wearing seat belts increased to 88% in 2016 with a Secondary Seat Belt Law in the Arizona statutes—outranking 20 other states, many with a Primary Seat Belt Law.
- GOHS conducted, here in Phoenix, a comprehensive National Highway Traffic Safety Administration (NHTSA) Occupant Protection Assessment to further evaluate and enhance its Occupant Protection Program. With the results and recommendations obtained through this assessment, GOHS is now eligible for \$595,000 additional grant funds yearly for Occupant Protection programs.
- GOHS provided funds to numerous organizations to purchase 2,840 child safety seats in FFY 2016 and an additional \$232,027 has been granted to purchase child safety/booster seats in FFY 2017. This is an increase of 12% in safety/booster seat distribution from FFY 2015.
- GOHS was one of only three states awarded a NHTSA Statewide Pedestrian and Bicyclist Focus Education and Enforcement Effort grant. The grant amount is \$793,250 for the grant period of five years.
- GOHS hosted state troopers from the State of Washington to learn about Arizona's Phlebotomy Program. Washington State will be implementing Arizona's program and practices in their state.
- GOHS reviewed more than 247 grant proposals submitted and awarded 305 grants to 131 organizations for FFY 2016—an increase of 18% in grant awards from FFY 2015.

1.3 LOOKING FORWARD

The Governor's Office of Highway Safety (GOHS) and Arizona law enforcement continue to work hard to decrease fatalities through enforcement and education. Law enforcement agencies continue to arrest impaired drivers and cite speeding and seat belt violators aggressively. As the leading agency in the State of Arizona dedicated to promoting traffic safety, GOHS looks forward to meeting the challenges ahead in 2017. Next year, GOHS will:

- Promote traffic safety through extensive enforcement, education and public awareness activities.
- Maintain and enhance existing DUI operations, including task forces, saturation patrols and sobriety checkpoint deployments.
- Continue to fund programs and identify strategies to reduce speed-related fatalities and injury collisions.
- Continue to promote Arizona as the preeminent state for Drug Recognition Expert and Phlebotomy training through the enhancement of these programs.
- Complete statewide training for grantees on the FFY 2018 proposal guide.
- Host a conference for law enforcement, prosecutors and judges.
- Continue to actively participate in national enforcement campaigns, such as the Labor Day DUI enforcement campaign, Winter Holiday DUI Crackdown, and the Click it or Ticket Mobilization.
- Enhance and expand the Children are Priceless Passengers program.
- Maintain or increase the seat belt usage percentage rate.

GOHS is confident that it will continue to meet and surpass the goals and objectives delineated in the FFY 2016 Highway Safety Plan and those enumerated above to reduce traffic fatalities and injuries in Arizona in the next year and beyond. GOHS is well prepared to meet these, and other challenges that lie ahead, to keep the public safe on Arizona's streets and highways.

1.4 INTRODUCTION

The Governor's Office of Highway Safety (GOHS) supports activities having the greatest potential to save lives, reduce injuries and improve highway safety in Arizona. GOHS staff analyzed a broad range of data, reviewed relevant highway safety research and applied in-house expertise to identify the most significant safety problems in the State. Relevant magnitudes of various contributing crash factors were reviewed and tracked over time, as were the demographics of drivers and crash victims and whether they used, or did not use, appropriate safety equipment.

Table 1.1 summarizes this analysis and displays the relative importance of various contributing crash factors, modes of travel and demographics to crash fatalities in Arizona in 2015.

**Table 1.1 Arizona Crash Factors as Percent of Total Fatalities
2015**

Speeding Related	Alcohol- Impaired Driving	Unrestrained Vehicle Occupant	Pedestrians	Motorcyclists	Bicyclists	Drivers Age 20 and Younger
34%	30%	28%	17%	15%	3%	10%

Source: Fatality Analysis Reporting System (FARS)

This data shows that speeding, alcohol impairment and unrestrained occupants are the factors having the greatest impact on fatalities in Arizona. Therefore, GOHS has focused its resources on addressing these factors through the following Tier 1 program areas:

- **Police Traffic Services (PT)** - To achieve and maintain compliance with traffic laws such as aggressive driving, speeding and red light running. Enforcement must be consistent, impartial and uniformly applied to all drivers.
- **Alcohol and Other Drugs (AL)** - To reduce the number and severity of crashes in which alcohol and/or drugs are contributing factors.
- **Occupant Protection (OP)** - To increase the statewide seat belt/child safety seat (CSS) usage rates of motor vehicle occupants and to increase public information and education of the benefits of seat belt/CSS usage for adults and children.

GOHS addresses other conditions and contributing crash factors through the following Tier 2 program areas:

- **Accident Investigation (AI)** - To provide training and resources for vehicular crimes units to more effectively aid in the investigation and thus increasing prosecution of "at fault" drivers.

- **Emergency Medical Services (EM)** - To support rural first responders with emergency medical services (EMS) equipment.
- **Motorcycle Safety (MC)** - To increase the public's awareness, understanding of and participation in motorcycle safety.
- **Pedestrian and Bicycle Safety (PS)** - To increase the public's awareness of pedestrian and bicycle safety, while encouraging their participation. The public targeted included pedestrians from a wide range of demographics - from school children to the elderly.
- **Traffic Records (TR)** - To develop a comprehensive data processing system that brings together the engineering, enforcement, educational, medical, behavioral health, prosecution, judicial, correctional and emergency response disciplines.

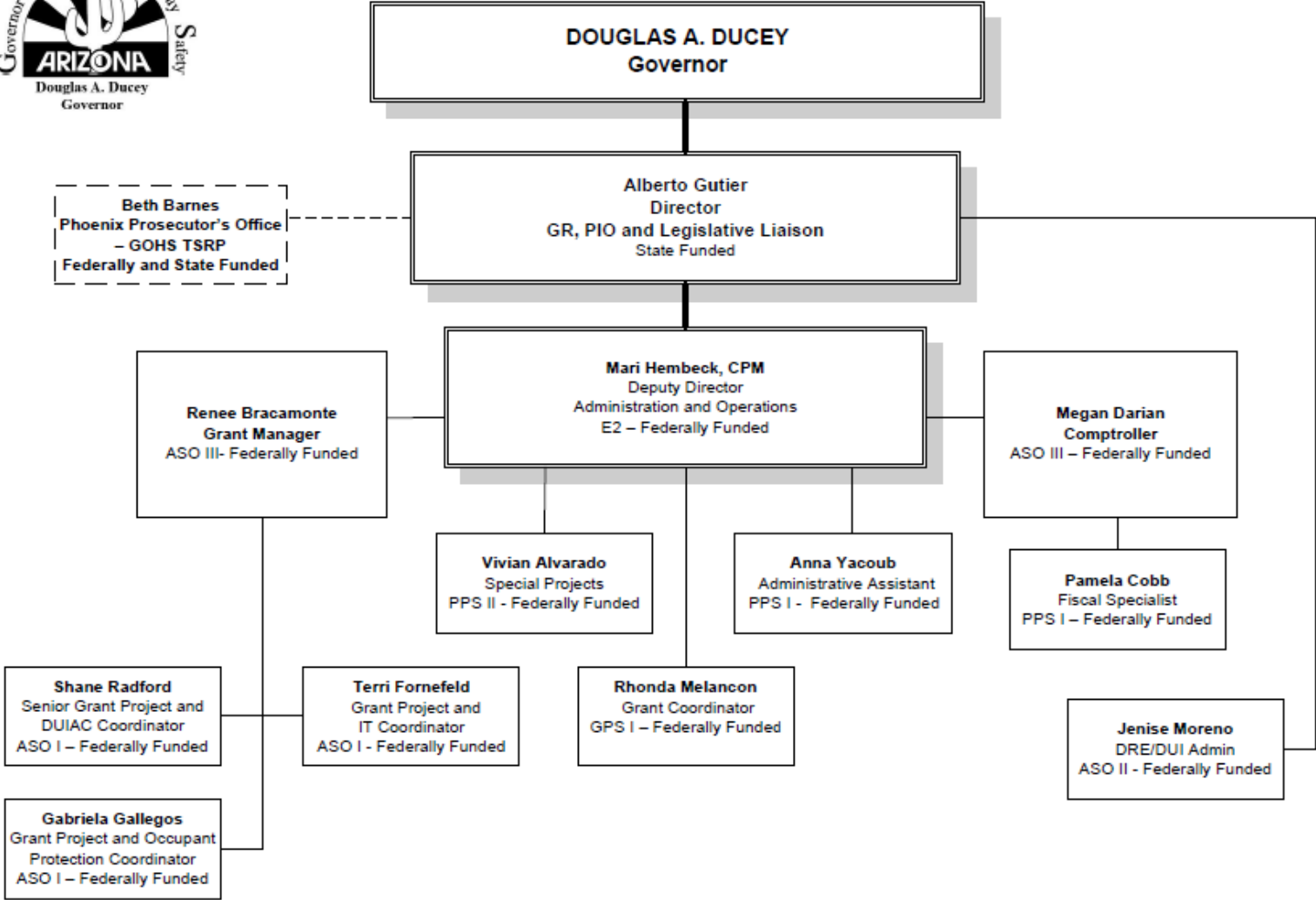
1.5 ARIZONA GOHS MISSION

The Governor's Office of Highway Safety (GOHS), as the focal point for highway safety issues in Arizona, provides leadership by developing, promoting, and coordinating programs; influencing public and private policy; and increasing public awareness of highway safety.

1.6 ARIZONA GOHS ORGANIZATION

The Governor's Office of Highway Safety (GOHS) is led by the Director, Alberto C. Gutier, who is appointed by and reports to the Governor of Arizona, Douglas A. Ducey. Mr. Gutier is supported by an administrative staff headed by Deputy Director, Mari Hembeck; grant-funded programs for a variety of agencies and other institutions is headed by Grant Manager, Renee Bracamonte; financial staff is headed by the Comptroller, Megan Darian; and project management staff. The dotted lines in the organizational chart (Figure 1.1) depict the Traffic Safety Resource Prosecutor. This position is supported by GOHS and housed in an office outside of the GOHS office.

Figure 1.1 Organizational Chart



1.7 STRATEGIC PARTNERS

The Governor's Office of Highway Safety (GOHS) appreciates the cooperation and support of many stakeholders at the federal and state level including:

- Arizona Department of Transportation;
- Arizona Department of Public Safety;
- Arizona Department of Health Services;
- Arizona Department of Liquor Licenses and Control;
- Arizona DUI Abatement Council;
- Arizona Association of Chiefs of Police;
- Arizona Sheriffs Association;
- Arizona Prosecuting Attorneys Advisory Council;
- Arizona Restaurant Association;
- National Safety Council;
- Red Means Stop Coalition;
- Mothers Against Drunk Driving (MADD);
- Students Against Destructive Decisions (SADD);
- Beverage Alcohol Community Information Council (BACIC);
- Federal Highway Administration;
- Federal Motor Carrier Safety Administration; and
- National Highway Traffic Safety Administration.

1.8 LEGISLATIVE UPDATE

In FFY 2016, there was no legislation introduced or passed that would affect highway safety.

2.0 Highway Safety Performance

2.1 PROGRESS ASSESSMENT

Core Performance Measures

The primary highway safety goal for Arizona is to reduce fatalities across all program areas. The Governor's Office of Highway Safety (GOHS) tracks performance measures based on the National Highway Traffic Safety Administration's (NHTSA) Fatality Analysis Reporting System (FARS) data in combination with several other data sources to understand trends and set safety performance targets. Table 2.1 identifies the performance measures which the GOHS tracked in FFY 2016. These performance measures mirror the outcome, behavior and activity performance measures developed by NHTSA in collaboration with the Governors Highway Safety Association (GHSA).

Table 2.1 Arizona Highway Safety Performance Report

Performance Measures	Performance Measure	2015 Target	2015 Actual	Target Met	% Difference (Actual versus Target)	2016 Target	
Core Outcome Measures	Traffic fatalities	828	893	No	+8%	767	
	Serious Traffic Injuries	4,159	4,117	Yes	-1%	4,035	
	Fatalities/100 MVMT	1.35	1.38	No	+2%	1.34	
	Unrestrained fatalities	259	250	Yes	-3%	222	
	Alcohol-impaired fatalities (>=0.08 BAC)	238	272	No	+14%	210	
	Speeding-related fatalities	259	307	No	+19%	251	
	Motorcycle fatalities	138	136	Yes	-1%	125	
	Unhelmeted motorcycle fatalities	71	74	No	+4%	63	
	Young driver involvement in fatal crashes (<=20)	110	93	Yes	-15%	102	
	Pedestrian fatalities	148	153	No	+3%	136	
	Bicycle Fatalities	26	29	No	+12%	22	
	Core Behavior Measures	Observed seat belt use	85.0%	87.2%	Yes	+3%	88.8%
	Activity Measures	Seat belt citations	NA	25,649	NA	NA	NA
Impaired driving arrests		NA	27,771	NA	NA	NA	
Speeding citations		NA	223,358	NA	NA	NA	

Sources: 2015 Targets - FFY 2015 HSP
2016 Targets - FFY 2016 HSP.
2015 Actual Fatalities/100 VMT - ADOT
Serious Traffic Injuries - ADOT
Remaining Core Outcome Measures - FARS
Core Behavior Measures - Behavior Research Center
Activity Measures - GOHS DUI Reporting System

2.2 HIGHWAY SAFETY TRENDS

Table 2.2 below shows the data points associated with the performance measures identified in the previous section. Figures illustrating each performance measure's trend follow on the next six pages.

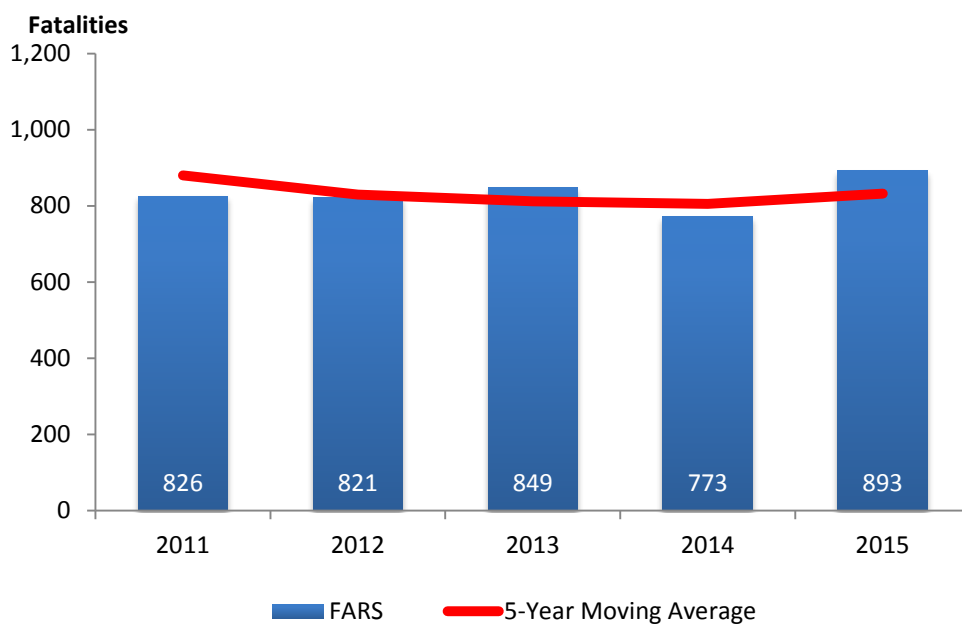
Table 2.2 Arizona Highway Safety Trends

	2011	2012	2013	2014	2015	5-Year Average
Fatalities	826	821	849	773	893	832
Serious Traffic Injuries	4,570	4,471	4,305	3,910	4,117	4,275
Fatalities/100M VMT	1.39	1.37	1.40	1.23	N/A	1.33 ^a
Passenger Unrestrained Vehicle Occupant Fatalities	222	254	228	208	250	232
Alcohol Impaired Driving Fatalities (BAC = 0.08%+)	212	230	221	200	272	227
Speeding-Related Fatalities	299	302	293	255	307	291
Total Motorcycle Fatalities	136	141	151	130	136	139
Unhelmeted Motorcycle Fatalities	73	70	83	69	74	74
Drivers Age 20 or Younger in Fatal Crashes	116	99	119	86	93	103
Pedestrian Fatalities	147	122	151	142	153	143
Bicycle Fatalities	23	18	31	29	29	26
Percent Observed Belt Use for Passenger Vehicles	82.9%	82.2%	84.7%	87.2%	86.6%	84.7%
Number of Seat Belt Citations Issued	21,828	29,710	27,840	24,848	25,633	25,972
Number of Impaired Driving Arrests Made ^b	31,561	32,174	31,905	29,250	27,705	30,519
Number of Drug Impaired Driving Arrests Made ^c	3,579	4,511	4,520	4,193	5,688	4,498
Number of Other Citations (including speed) Issued	331,269	377,992	482,190	565,827	583,922	468,240
Number of grant funded DUI Checkpoints/Saturation Patrols ^d	16/1801	16/3171	11/2980	15/3138	14/3808	14/2980

Source: Serious Traffic Injuries – ADOT, All Other Data – FARS
Observed Belt Use – Behavior Research Center
Seat Belt Citations, Impaired Driving Arrests, Other Citations – GOHS DUI Reporting System

Notes: ^a 5-year Average includes years 2010-2014 data.
^b The number of Impaired Driving Arrest Made includes all alcohol and drug impaired driving arrest. Alcohol and Drug combination impaired driving arrest data is not available.
^c The Number of Drug Impaired Driving Arrest are included in the total Number of Impaired Driving Arrest Made.
^d The numbers shown for saturation patrols are for FFY indicated. The numbers shown for checkpoints are for calendar year indicated. The number of checkpoints performed during FFY 2016 are 13.

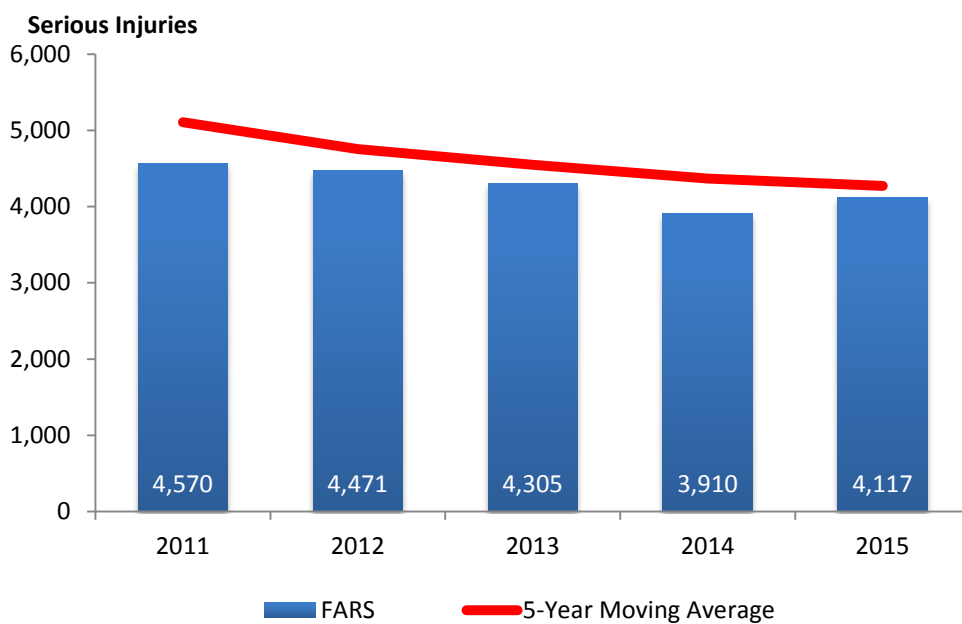
Figure 2.1 Fatalities



Source: FARS

Retrieved November 2016

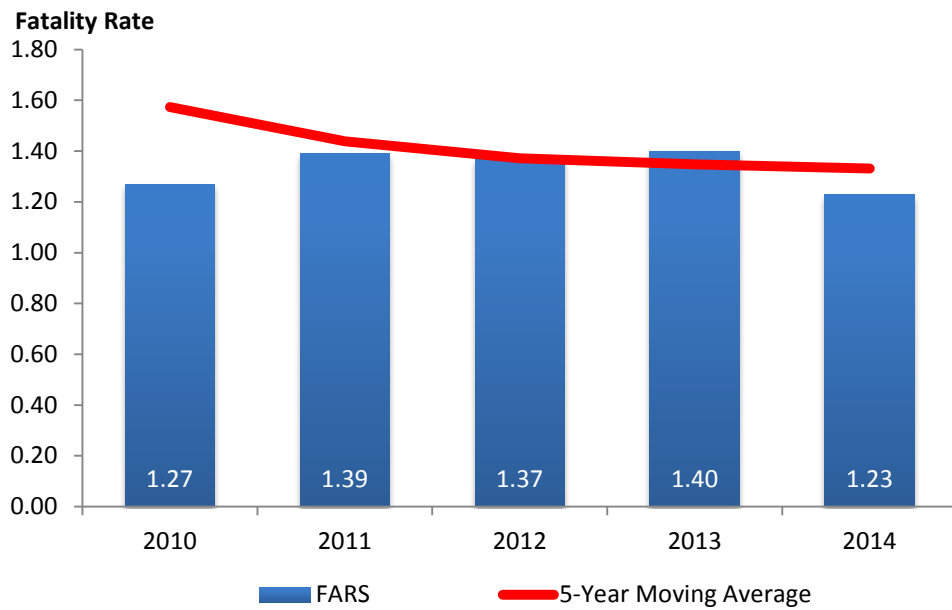
Figure 2.2 Serious Traffic Injuries



Source: ADOT

Retrieved November 2016

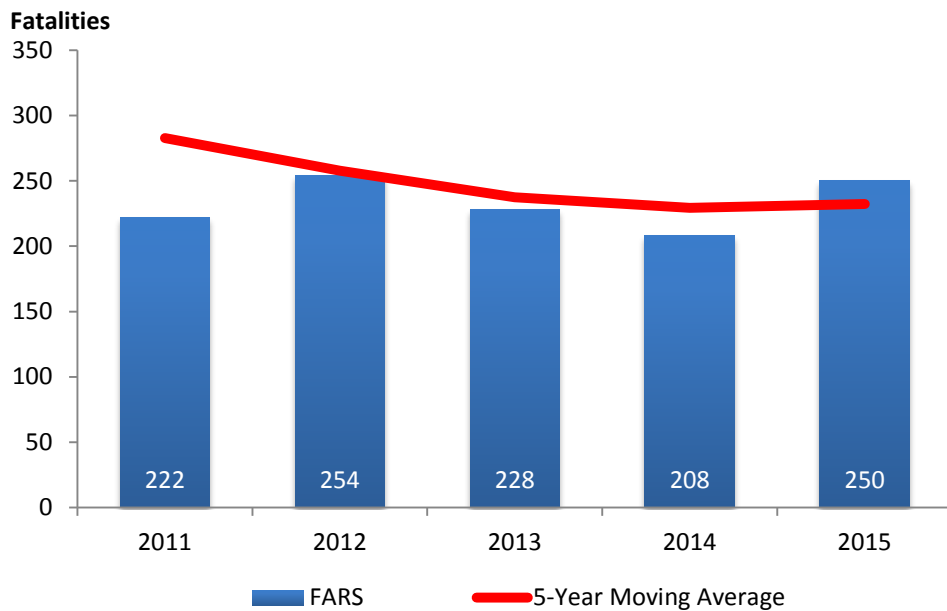
Figure 2.3 Fatality Rate



Source: FARS (2015 unavailable at time of publication)

Retrieved November 2016

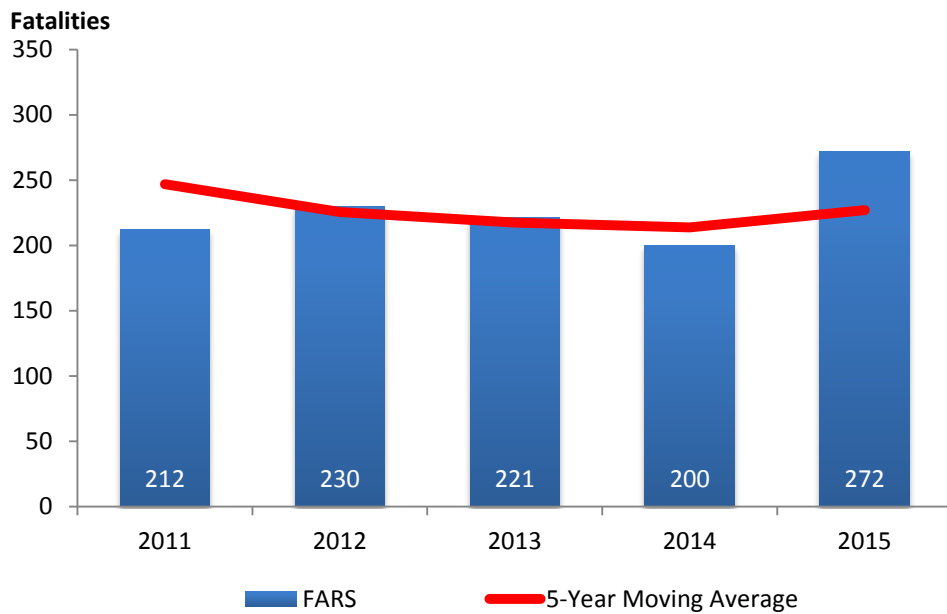
Figure 2.4 Unrestrained Passenger Vehicle Occupant Fatalities



Source: FARS

Retrieved November 2016

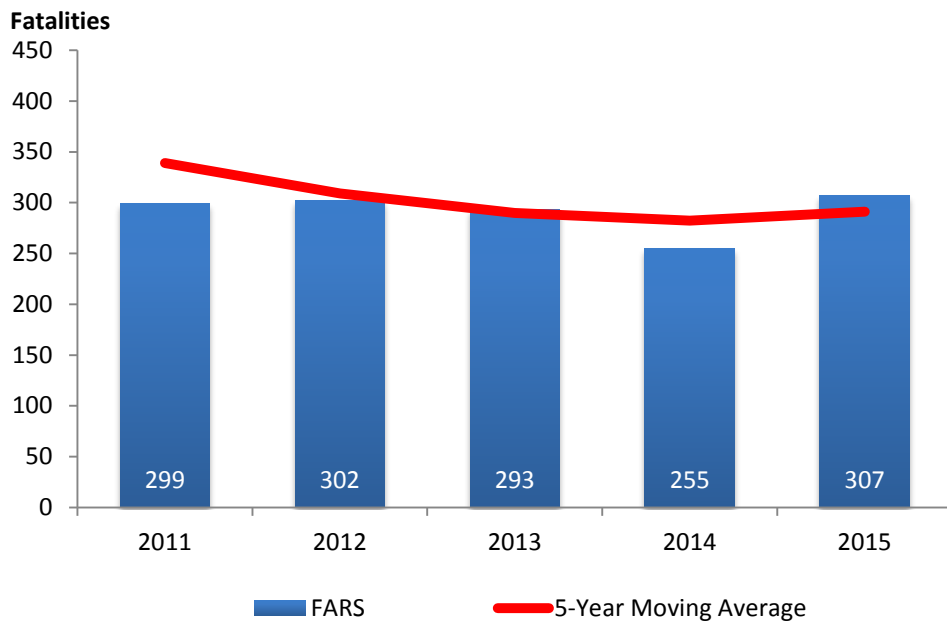
Figure 2.5 Alcohol-Impaired Driving Fatalities



Source: FARS

Retrieved November 2016

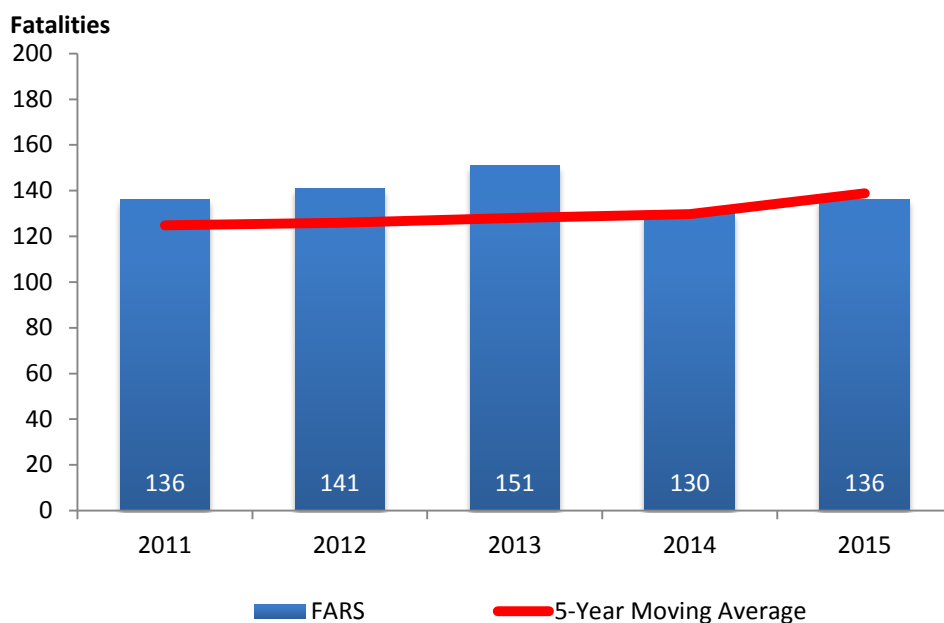
Figure 2.6 Speeding-Related Fatalities



Source: FARS

Retrieved November 2016

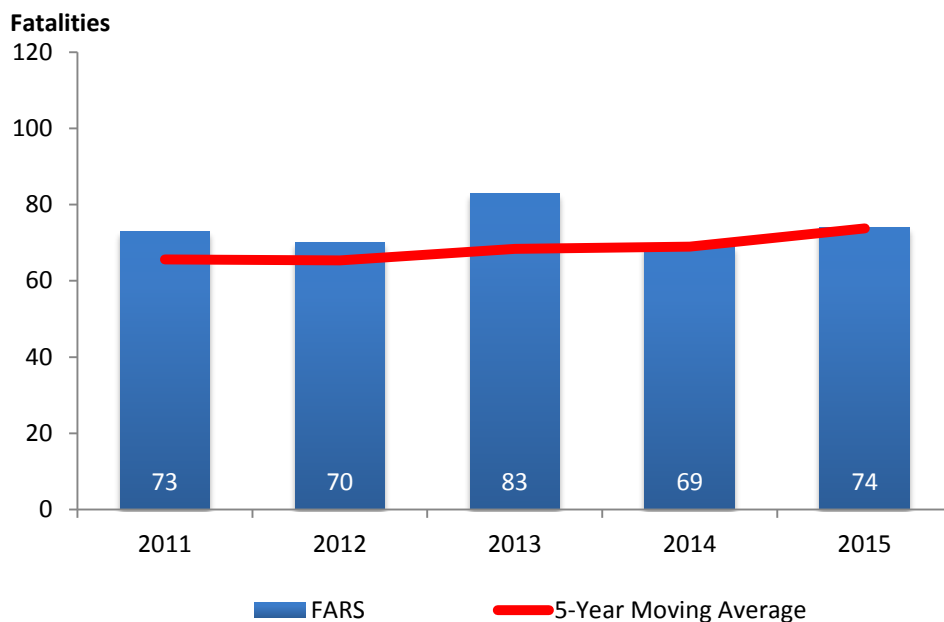
Figure 2.7 Motorcycle Fatalities



Source: FARS

Retrieved November 2016

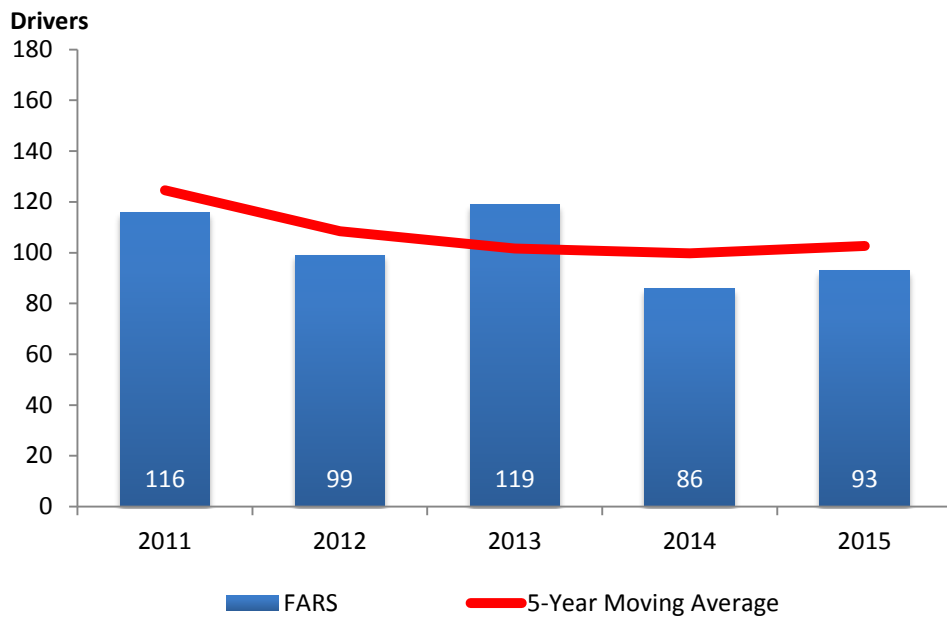
Figure 2.8 Unhelmeted Motorcycle Fatalities



Source: FARS

Retrieved November 2016

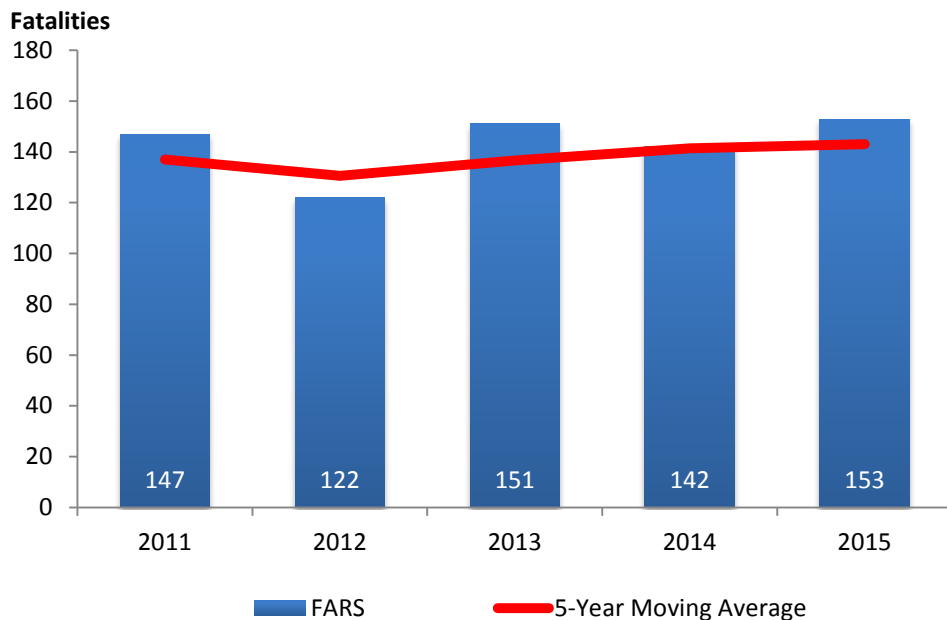
Figure 2.9 Drivers Age 20 or Younger in Fatal Crashes



Source: FARS

Retrieved November 2016

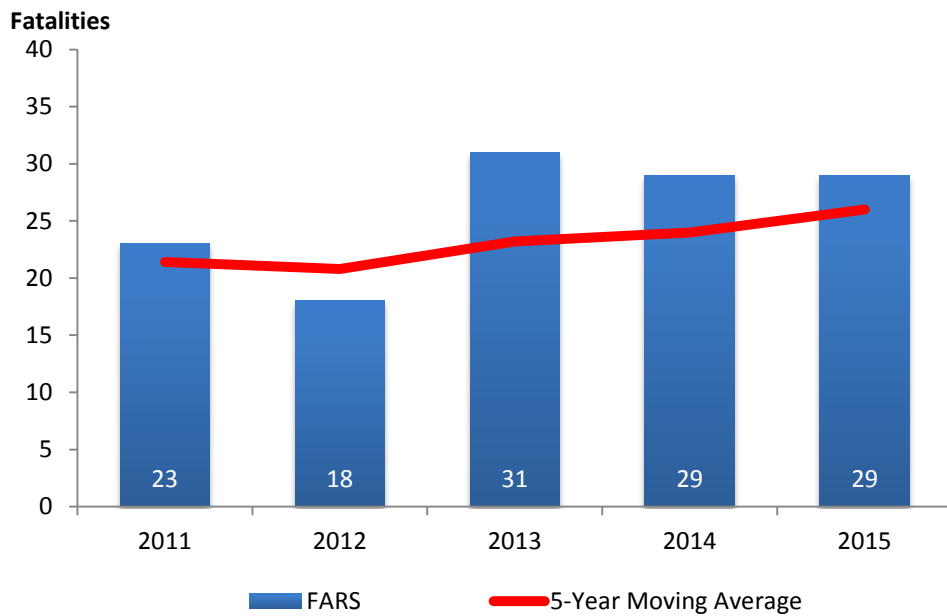
Figure 2.10 Pedestrian Fatalities



Source: FARS

Retrieved November 2016

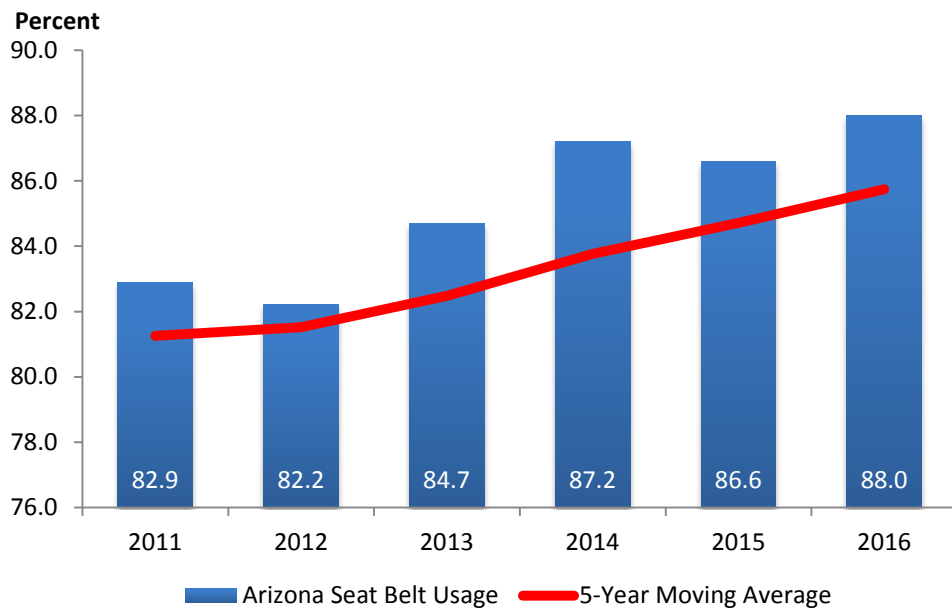
Figure 2.11 Bicycle Fatalities



Source: FARS

Retrieved November 2016

Figure 2.12 Percent Observed Seat Belt Use for Passenger Vehicles



Source: State Survey

Retrieved November 2016

3.0 Program Areas

The performance targets, accomplishments and performance measures of the ten program areas addressed in Arizona's *FFY 2016 Highway Safety Plan* are described in this section.

3.1 ACCIDENT INVESTIGATION (AI)

Accident investigations are conducted to determine the causes, contributing factors and consequences of crashes. Key activities include verifying the parameters of the crash as well as its demarcations and location. Statements from witnesses, victims and other drivers are collected and reviewed as part of the investigation to determine the “at fault” driver and whether and to whom citations should be issued. An accident investigation culminates in a report that summarizes the findings, determines where the vehicles were positioned before and after the crash and identifies the cause(s) of the crash.

Accident investigations are critical for felony prosecution of vehicular crimes and provide accurate crash data for the Governor’s Office of Highway Safety (GOHS), the National Highway Traffic Safety Administration, the Arizona Department of Transportation and others.

Many jurisdictions have a Vehicular Crimes Unit that is trained to conduct accident investigations. The Arizona Department of Public Safety provides accident investigation services for those smaller jurisdictions unable to afford the sophisticated equipment needed to conduct them.

Performance Targets

Table 3.1 Performance Targets and Measures (Accident Investigation)

Performance Target	Performance Measure
Increase the number of enforcement officers trained in the use of crash investigation procedures and equipment.	Number of officers trained in crash and reconstruction techniques.

Projects and Funding

Table 3.2 contains a list of the nine Accident Investigation projects, the relevant performance measures, the funds spent on each project and the project status. These projects are grouped into the following four task areas:

- Accident Investigation Overtime;
- Accident Investigation Equipment;
- Accident Investigation Training; and
- GOHS Program Administration.

Table 3.2 FFY 2016 Accident Investigation Projects**Related Performance Measure**

Accident Investigation tasks supported progress toward all performance targets.

Task Area	Grantee	Project Number	Funding Source(s)	Funds Obligated	Funds Spent (FFY 2016)
Accident Investigation Overtime	Maricopa County SO	2016-AI-001	Sec. 402	\$68,450.00	\$68,450.00
Accident Investigation Equipment	Page PD	2016-AI-002	Sec. 402	\$8,185.00	\$8,185.00
	Peoria PD	2016-AI-003	Sec. 402	\$6,547.00	\$6,142.22
	Surprise PD	2016-AI-004	Sec. 402	\$14,000.00	\$14,000.00
	Yavapai County SO	2016-AI-005	Sec. 402	\$18,556.00	\$18,222.34
	Pinal County SO	2016-AI-006	Sec. 402	\$38,941.00	\$38,941.00
	Tucson PD	2016-AI-008	Sec. 402	\$8,740.00	\$8,740.00
Accident Investigation Training	Tucson PD	2016-AI-007	Sec. 402	\$13,250.00	\$4,104.95
GOHS Program Administration	GOHS Program Admin.	2016-AI-300	Sec. 402	\$6,700.00	\$6,580.94
Total Funds Spent (Accident Investigation)				\$183,369.00	\$173,366.45

Performance Results – Accident Investigation

In FFY 2016, the equipment, overtime and training awarded through Arizona’s Accident Investigation grants allowed agencies to conduct accident investigations for themselves and for other agencies lacking the equipment and/or expertise required to conduct investigations on their own. Equipment procured through these grants is the most current and technologically advanced available for conducting on-scene investigations. The increased ability of agencies in Arizona to conduct exemplary accident investigations is resulting in more effective prosecution of “at fault” drivers of fatal traffic collisions and removal of dangerous drivers from Arizona’s roads.

Project Descriptions

The following are descriptions of the four accident investigation tasks, including the outcomes of the tasks over the FFY 2016.

Task Area – Accident Investigation Overtime

Project Description – The Maricopa County Sheriff’s Office was awarded a grant for overtime to properly respond to collisions involving the potential for criminal charges.

Task Area – Accident Investigation Equipment

Project Description – Six agencies were awarded funding to purchase equipment to aid in the investigation and reconstruction of traffic accidents. If the equipment package did not include training, the grants included funding for training to allow officers to become proficient in the use of the equipment.

The Page Police Department purchased the Sokkia AIMS Total Station and ARAS HS software package. The Sokkia Total Station is used to record crash scene data and properly capture evidence required in accident investigations.

The Peoria Police Department purchased one light tower and one generator. The use of this equipment will increase overall efficiency by providing a lightweight, portable and brilliant lighting source which allows officers to better gather evidence at crash scenes.



*Page Police Department
Officers using the AIMS system*

*Surprise Police Department
Bosch Vehicle Crash Data Retrieval Tool Kit*

Both the Surprise Police Department and Yavapai County Sheriff's Office purchased one Bosch Vehicle Crash Data Retrieval system. This system allowed traffic officers from both agencies the ability to download the data from the vehicles at the fatal or serious injury accident scenes.



The Pinal County Sheriff's Office purchased one Leica Mapping Robotic Unit and one Vericom Unit to support and enhance data in accident investigation collisions and crime scenes.

The Tucson Police Department purchased two PCs and monitors to support and enhance accident investigation of traffic collisions in fatal and serious injury collisions.



*Pinal County Sheriff's Office
LEICA Mapping Robotic Unit*

Task Area – Accident Investigation Training

Project Description – Funding was awarded to Tucson Police Department for officers to participate in accident investigation training. In addition, funds were used to send officers from agencies to attend training through the Institute of Police Technology and Management.

Task Area - GOHS Program Administration

Project Description - GOHS personnel administered and managed section 402 Accident Investigation programs which included writing, managing and monitoring grants and contracts. GOHS personnel coordinated the activities and tasks outlined in the Highway Safety Plan and provided status reports and updates on project activity to the GOHS Director and other parties, as required. GOHS personnel monitored project activity, prepared and maintained project documentation and evaluated task accomplishments of their grant portfolios. Funding supported personnel services, employee related expenses and other operating expenses for the GOHS grant manager and grant project coordinators.

3.2 ALCOHOL AND OTHER DRUGS (AL)

Alcohol and drug-related crashes are a leading cause of death on Arizona roads and highways. Stopping impaired driving and reducing the number of alcohol and drug impaired fatalities continues to be the number one priority of the Governor's Office of Highway Safety (GOHS). In 2015, 272 fatalities involving at least one driver with a BAC of 0.08 percent or greater occurred, an increase from 200 in 2014. These fatalities accounted for 30 percent of all traffic-related fatalities in 2015.

Clearly, Arizona's sustained, long-term, highly visible enforcement coupled with effective education programs has reduced impaired driving crashes and fatalities over the past several years. Arizona has some of the toughest impaired driving laws in the country and it continues to address impaired driving crashes from a variety of angles.

Training law enforcement officers in combating impaired driving is a strong focus of Arizona's efforts to decrease impaired driving fatalities. The State has a cadre of superbly trained officers in alcohol and drug-impaired driver detection, but the challenges continue.

Performance Targets

**Table 3.3 Performance Targets and Measures
(Alcohol and Other Drugs)**

Performance Target	Performance Measure
Reduce alcohol-impaired driving fatalities by 2.8 percent from 216 (2009-2013 average) to 210 by 2016.	Number of fatalities involving a driver or motorcycle operator with a BAC of 0.08 percent or higher.

Projects and Funding

Table 3.4 contains a list of the many Alcohol and Other Drugs projects, relevant performance measures, funds spent on each project, and project status. These projects are grouped into the following task areas:

- DUI/Impaired Driving Enforcement and Overtime;
- DUI/Impaired Driving Equipment;
- DUI/Impaired Driving Training;
- DUI/Impaired Driving Awareness;
- Traffic Safety Resource Prosecutor;
- Ignition Interlock; and
- GOHS Program Administration.

Table 3.4 FFY 2016 Alcohol and Other Drugs Projects**Related Performance Measure**

Number of fatalities involving a driver or motorcycle operator with a BAC of 0.08 percent or higher.

Task Area	Grantee	Project Number	Funding Source(s)	Funds Obligated	Funds Spent (FFY 2016)
DUI/Impaired Driving Enforcement and Overtime	ASU PD	2016-AL-001	Sec. 402	\$40,979.00	\$40,631.87
	Camp Verde MO	2016-AL-002	Sec. 402	\$8,676.44	\$8,416.85
	Clarkdale PD	2016-AL-003	Sec. 402	\$3,500.00	\$3,500.00
	Clifton PD	2016-AL-004	Sec. 402	\$6,365.00	\$5,833.26
	Coolidge PD	2016-AL-005	Sec. 402	\$15,135.00	\$15,021.24
	Dept of Liquor Licenses & Control	2016-AL-006	Sec. 402	\$74,000.00	\$73,877.50
	El Mirage PD	2016-AL-007	Sec. 402	\$11,500.00	\$11,495.87
	Flagstaff PD	2016-AL-008	Sec. 402	\$20,000.00	\$13,237.03
	Florence PD	2016-AL-009	Sec. 402	\$2,500.00	\$2,500.00
	Game & Fish Dept.	2016-AL-010	Sec. 402	\$20,000.00	\$19,626.55
	Globe PD	2016-AL-011	Sec. 402	\$5,000.00	\$2,053.44
	Jerome PD	2016-AL-012	Sec. 402	\$2,000.00	\$2,000.00
	Maricopa County SO	2016-AL-013	Sec. 402	\$30,000.00	\$29,793.73
	Maricopa County SO	2016-AL-014	Sec. 402	\$135,000.00	\$103,093.12
	Maricopa PD	2016-AL-015	Sec. 402	\$20,000.00	\$20,000.00
	Mesa PD	2016-AL-016	Sec. 402	\$120,000.00	\$120,000.00

Task Area	Grantee	Project Number	Funding Source(s)	Funds Obligated	Funds Spent (FFY 2016)
DUI/Impaired Driving Enforcement and Overtime	Mesa PD	2016-AL-017	Sec. 402	\$10,000.00	\$10,000.00
	NAU PD	2016-AL-018	Sec. 402	\$12,108.00	\$12,108.00
	Navajo County SO	2016-AL-019	Sec. 402	\$23,843.00	\$20,625.71
	Nogales PD	2016-AL-020	Sec. 402	\$10,000.00	\$10,000.00
	Oro Valley PD	2016-AL-021	Sec. 402	\$27,500.00	\$27,500.00
	Parker PD	2016-AL-022	Sec. 402	\$5,000.00	\$4,688.40
	Patagonia MO	2016-AL-023	Sec. 402	\$5,000.00	\$5,000.00
	Peoria PD	2016-AL-024	Sec. 402	\$40,000.00	\$39,893.45
	Phoenix PD	2016-AL-025	Sec. 402	\$30,000.00	\$30,000.00
	Phoenix PD	2016-AL-026	Sec. 402	\$81,000.00	\$80,882.00
	Phoenix PD	2016-AL-027	Sec. 402	\$60,000.00	\$60,000.00
	Pima County SO	2016-AL-028	Sec. 402	\$65,000.00	\$65,000.00
	Pima PD	2016-AL-029	Sec. 402	\$2,500.00	\$1,896.78
	Pinal County SO	2016-AL-030	Sec. 402	\$50,000.00	\$49,996.84
	Pinetop-Lakeside PD	2016-AL-031	Sec. 402	\$10,000.00	\$7,644.61
	Prescott PD	2016-AL-032	Sec. 402	\$25,000.00	\$25,000.00
	Prescott Valley PD	2016-AL-033	Sec. 402	\$25,711.00	\$25,711.00
	Safford PD	2016-AL-034	Sec. 402	\$7,500.00	\$6,742.58
Sahuarita PD	2016-AL-035	Sec. 402	\$15,000.00	\$15,000.00	
Salt River PD	2016-AL-036	Sec. 402	\$50,000.00	\$49,995.17	

Task Area	Grantee	Project Number	Funding Source(s)	Funds Obligated	Funds Spent (FFY 2016)
DUI/Impaired Driving Enforcement and Overtime	San Luis PD	2016-AL-037	Sec. 402	\$8,000.00	\$8,000.00
	Santa Cruz County SO	2016-AL-038	Sec. 402	\$8,000.00	\$7,929.10
	Scottsdale PD	2016-AL-039	Sec. 402	\$100,000.00	\$100,000.00
	Sierra Vista PD	2016-AL-040	Sec. 402	\$25,000.00	\$25,000.00
	Snowflake-Taylor PD	2016-AL-041	Sec. 402	\$5,000.00	\$1,780.16
	Springerville PD	2016-AL-042	Sec. 402	\$5,000.00	\$4,138.62
	St. Johns PD	2016-AL-043	Sec. 402	\$7,000.00	\$7,000.00
	Surprise PD	2016-AL-044	Sec. 402	\$35,000.00	\$33,810.05
	Tempe PD	2016-AL-045	Sec. 402	\$125,000.00	\$124,999.85
	Tempe PD	2016-AL-046	Sec. 402	\$60,000.00	\$59,999.80
	Thatcher PD	2016-AL-047	Sec. 402	\$10,000.00	\$10,000.00
	Tolleson PD	2016-AL-048	Sec. 402	\$16,000.00	\$16,000.00
	Tucson PD	2016-AL-049	Sec. 402	\$120,000.00	\$120,000.00
	Univ. of Arizona PD	2016-AL-050	Sec. 402	\$20,000.00	\$20,000.00
	Wellton PD	2016-AL-051	Sec. 402	\$4,000.00	\$3,012.82
	Wickenburg PD	2016-AL-052	Sec. 402	\$8,000.00	\$7,879.38
	Willcox PD	2016-AL-053	Sec. 402	\$6,500.00	\$6,500.00
	Williams PD	2016-AL-054	Sec. 402	\$3,500.00	\$3,500.00
Yavapai County SO	2016-AL-055	Sec. 402	\$30,000.00	\$30,000.00	
Yuma PD	2016-AL-056	Sec. 402	\$16,300.00	\$16,012.93	

Task Area	Grantee	Project Number	Funding Source(s)	Funds Obligated	Funds Spent (FFY 2016)
DUI/Impaired Driving Enforcement and Overtime	AZ Supreme Court	2016-AL-083	Sec. 402	\$87,838.00	\$87,838.00
	Paradise Valley PD	2016-AL-084	Sec. 402	\$15,000.00	\$15,000.00
	Chino Valley PD	2016-AL-086	Sec. 402	\$5,000.00	\$4,307.95
	Apache County SO	2016-II-001	Sec. 405d	\$10,000.00	\$8,148.63
	Apache Junction PD	2016-II-002	Sec. 405d	\$25,000.00	\$24,770.87
	Avondale PD	2016-II-003	Sec. 405d	\$30,000.00	\$30,000.00
	Buckeye PD	2016-II-004	Sec. 405d	\$30,000.00	\$30,000.00
	Casa Grande PD	2016-II-005	Sec. 405d	\$20,000.00	\$20,000.00
	Chandler PD	2016-II-006	Sec. 405d	\$63,000.00	\$62,831.27
	Cochise County SO	2016-II-007	Sec. 405d	\$40,000.00	\$20,470.19
	Cottonwood PD	2016-II-008	Sec. 405d	\$20,000.00	\$20,000.00
	Douglas PD	2016-II-009	Sec. 405d	\$20,000.00	\$9,708.52
	DPS	2016-II-010	Sec. 405d	\$69,359.36	\$68,651.83
	Flagstaff PD	2016-II-011	Sec. 405d	\$20,000.00	\$18,312.17
	Graham County SO	2016-II-012	Sec. 405d	\$10,000.00	\$10,000.00
	Gilbert PD	2016-405d-001	Sec. 405d	\$80,000.00	\$80,000.00
	Glendale PD	2016-405d-002	Sec. 405d	\$60,000.00	\$60,000.00
	Goodyear PD	2016-405d-003	Sec. 405d	\$30,000.00	\$29,393.14
	Kingman PD	2016-405d-004	Sec. 405d	\$20,000.00	\$17,622.23
	La Paz County SO	2016-405d-005	Sec. 405d	\$15,000.00	\$15,000.00

Task Area	Grantee	Project Number	Funding Source(s)	Funds Obligated	Funds Spent (FFY 2016)
DUI/Impaired Driving Enforcement and Overtime	Lake Havasu PD	2016-405d-006	Sec. 405d	\$20,000.00	\$20,000.00
	Marana PD	2016-405d-007	Sec. 405d	\$40,000.00	\$40,000.00
	Pima Comm. Coll. PS	2016-405d-008	Sec. 405d	\$15,000.00	\$14,992.78
DUI/Impaired Driving Equipment	ASU PD	2016-AL-057	Sec. 402	\$3,000.00	\$3,000.00
	Buckeye PD	2016-AL-058	Sec. 402	\$1,500.00	\$1,482.73
	Bullhead City PD	2016-AL-059	Sec. 402	\$1,500.00	\$1,352.53
	Chandler PD	2016-AL-060	Sec. 402	\$2,000.00	\$1,870.38
	Cochise County SO	2016-AL-061	Sec. 402	\$7,108.00	\$7,108.00
	DPS	2016-AL-062	Sec. 402	\$34,372.00	\$31,727.77
	Game & Fish Dept.	2016-AL-063	Sec. 402	\$13,604.00	\$12,118.74
	Gilbert PD	2016-AL-064	Sec. 402	\$26,033.00	\$26,033.00
	Mesa PD	2016-AL-065	Sec. 402	\$84,500.00	\$84,196.67
	Oro Valley PD	2016-AL-066	Sec. 402	\$2,700.00	\$2,674.52
	Payson PD	2016-AL-067	Sec. 402	\$2,250.00	\$1,769.86
	Peoria PD	2016-AL-068	Sec. 402	\$5,000.00	\$4,995.57
	Pima County SO	2016-AL-069	Sec. 402	\$5,000.00	\$5,000.00
	Salt River PD	2016-AL-070	Sec. 402	\$7,165.00	\$7,164.50
	Sierra Vista PD	2016-AL-071	Sec. 402	\$11,000.00	\$10,594.17
	Yavapai County SO	2016-AL-072	Sec. 402	\$11,000.00	\$6,789.88
Yuma PD	2016-AL-073	Sec. 402	\$3,961.00	\$3,961.00	

Task Area	Grantee	Project Number	Funding Source(s)	Funds Obligated	Funds Spent (FFY 2016)
DUI/Impaired Driving Equipment	Gila County SO	2016-AL-085	Sec. 402	\$8,105.00	\$0.00
	Univ. of Arizona PD	2016-405d-009	Sec. 405d, 402 PT	\$27,000.00	\$27,000.00
	Yuma PD	2016-405d-011	Sec. 405d, 402 PT	\$27,000.00	\$27,000.00
	Pinetop-Lakeside PD	2016-405d-012	Sec. 405d, 402 PT	\$47,000.00	\$47,000.00
	DPS	2016-405d-013	Sec. 405d, 402 PT	\$93,752.56	\$93,752.56
	Chandler PD	2016-405d-014	Sec. 405d, 402 PT	\$47,000.00	\$46,491.87
	Maricopa County SO	2016-405d-015	Sec. 405d	\$25,000.00	\$0.00
	Prescott Valley PD	2016-405d-016	Sec. 405d, 402 PT	\$30,000.00	\$30,000.00
DUI/Impaired Driving Training	DPS	2016-AL-074	Sec. 402	\$30,000.00	\$26,995.29
	Santa Cruz County SO	2016-AL-075	Sec. 402	\$1,900.00	\$1,699.11
	AZ Supreme Court	2016-AL-082	Sec. 402	\$24,446.00	\$24,446.00
	GOHS - Lifesavers Conference	2016-AL-511	Sec. 402	\$15,000.00	\$10,793.82
	GOHS - DRE/SFST Support	2016-405d-500	Sec. 405d	\$100,000.00	\$21,838.44
	GOHS - Phlebotomy	2016-405d-501	Sec. 405d	\$60,000.00	\$33,435.23
	GOHS - Judges Conference	2016-405d-516	Sec. 405d	\$45,000.00	\$0.00
	GOHS - DRE Conference	2016-405d-525	Sec. 405d	\$70,000.00	\$27,744.57
DUI/Impaired Driving Awareness	AZ SADD	2016-AL-076	Sec. 402	\$51,894.00	\$49,348.83
	AZ Youth Partnership	2016-AL-077	Sec. 402	\$11,955.00	\$11,217.06
	MADD	2016-AL-078	Sec. 402	\$35,000.00	\$35,000.00
	MADD	2016-AL-079	Sec. 402	\$20,000.00	\$20,000.00
	Phoenix Fire Dept.	2016-AL-080	Sec. 402	\$30,000.00	\$24,681.77

Task Area	Grantee	Project Number	Funding Source(s)	Funds Obligated	Funds Spent (FFY 2016)
DUI/Impaired Driving Awareness	Superior PD	2016-AL-081	Sec. 402	\$3,300.00	\$3,281.61
	Chandler PD	2016-II-013	Sec. 405d	\$25,000.00	\$25,000.00
	GOHS - Public Safety Days	2016-AL-500	Sec. 402	\$30,000.00	\$26,403.71
	GOHS - PI&E	2016-AL-504	Sec. 402	\$15,000.00	\$727.08
	GOHS - Alcohol Survey	2016-AL-506	Sec. 402	\$15,000.00	\$14,745.00
	GOHS - Storage Unit	2016-AL-514	Sec. 402	\$5,196.00	\$4,084.04
	GOHS - Law Enforcement Conference	2016-405d-518	Sec. 405d	\$45,000.00	\$14,353.37
	GOHS - Mock Crash	2016-405d-523	Sec. 405d	\$15,000.00	\$0.00
	GOHS - Paid Media	2016-405d-524	Sec. 405d	\$200,000.00	\$84,375.00
Traffic Safety Resource Prosecutor	City of Phoenix Prosecutor's Office	2016-405d-010	Sec. 405d	\$112,992.00	\$112,992.00
Ignition Interlock	Arizona Department of Transportation	2016-II-014	Sec. 405d	\$18,000.00	\$16,427.14
GOHS Program Administration	GOHS Program Admin.	2016-AL-300	Sec. 402	\$118,000.00	\$116,795.90
	GOHS Program Admin.	2016-405d-300	Sec. 405d	\$87,000.00	\$81,287.89
Total Funds Spent (Alcohol and Other Drugs)				\$4,138,548.36	\$3,602,131.90

Performance Results – Alcohol and Other Drugs

Arizona continued to be a national leader in DUI enforcement campaigns and strategies. In FFY 2016, over 130 projects were completed to reduce impaired driving fatalities and meet the Calendar Year (CY) 2015 performance target. Alcohol impaired driving fatalities in 2015 increased to 272 from 200 in 2014. Over 27,000 impaired driving arrests were made in 2015. This strict enforcement keeps Arizona’s roadways much safer.

To combat the prevalence of impaired driving, GOHS awarded funding for overtime enforcement, equipment and training for law enforcement officers statewide. Arizona’s DUI enforcement program is comprised of two parallel enforcement activities: (1) year-long sustained enforcement efforts, and (2) periodic enhanced enforcement campaigns such as holiday DUI task force enforcement efforts. The goals of Arizona’s DUI enforcement efforts are to identify areas that have a high frequency of fatal and/or serious injury collisions and devote resources to those locations to reduce alcohol-related fatalities.

Earned and paid media efforts focused on increasing the public’s awareness of ongoing statewide DUI enforcement activities. GOHS Director Alberto Gutier conducted press conferences and media interviews, in English and Spanish, throughout the year and during holiday enforcement campaigns. Earned media was supplemented with targeted paid media efforts emphasizing Arizona’s “Designate a Driver!” and “Drive Hammered...Get Nailed!” slogans.

Individual law enforcement agencies and the DUI Task Forces conducted saturation patrols and sobriety checkpoints throughout the year with the most intense efforts during holiday periods. The following tables summarize the statewide DUI enforcement results. GOHS also devoted resources to enforce underage drinking laws through partnerships with MADD and SADD as well as awarding funding for agencies to conduct underage drinking enforcement efforts.

**Table 3.5 DUI Task Force Statistics
(DUI Arrests – Select Holidays)**

	2011	2012	2013	2014	2015	2016
Memorial Day	654	547	559	515	438	482
Independence Day	514	582	433	517	476	505
Labor Day	1,085	780	659	700	470	467
Thanksgiving-New Year’s	3,480	3,485	2,764	2,568	2,134	N/A*

Source: GOHS 2016 statistics for Thanksgiving-New Year’s unavailable at time of publication.

Table 3.6 DUI Task Force Statistics (by Calendar Year)

	2011	2012	2013	2014	2015
# Officers Cumulative	47,927	51,655	46,210	53,912	54,000
# Contacts	702,921	877,617	839,268	1,131,453	1,051,384
Sober Designated Drivers Contacted	6,790	6,641	6,759	14,490	12,599
Total DUI Arrests	31,561	32,171	31,905	29,282	27,769
Aggravated DUI	3,473	3,698	3,645	3,530	4,065
Misdemeanor DUI	28,088	28,476	28,260	25,752	23,704
Extreme DUI	9,466	9,002	8,217	8,423	7,377
Under 21 DUI	1,337	1,532	1,464	1,461	1,383
Average BAC	0.152	0.151	0.151	0.152	0.158
Seat Belt Citations	21,828	29,710	27,840	24,851	25,649
Child Restraint Citations	3,435	3,671	4,476	4,756	4,824
Underage Consumption	7,708	7,988	8,585	7,578	5,422
DUI Drug	3,579	4,511	4,520	4,193	5,688
Other Citations*	331,269	378,010	482,190	566,261	585,454

Source: GOHS

* 2013-2015 Other Citations include Criminal Speed, Aggressive Driving, and Civil Speed citations.

Project Descriptions

Task Area - DUI/Impaired Driving Enforcement and Overtime

Project Description - This task awarded funding to 79 law enforcement agencies to conduct enforcement targeted towards DUI and impaired drivers. A substantial portion of the DUI task force statistics shown above can be attributed to enforcement funded by this task. Some overtime funding was also made available to combat underage drinking, particularly around college campuses.

Task Area - DUI/Impaired Driving Equipment

Project Description - This task awarded funding to 25 law enforcement agencies along with the Arizona Department of Transportation (ADOT). The need to process blood and breath evidence in DUI and impaired driving cases necessitates the purchase of specialized equipment. This equipment includes portable breath testing devices for officers to use in the field as well as lab equipment such as gas chromatograph systems, drug screening devices and other processing equipment.



*Peoria Police Department
Portable Breath Testing Devices*

GOHS provides funds to purchase DUI processing vans to assist agencies in drawing blood for future testing. These vans are deployed throughout enforcement areas to shorten officer travel times and DUI processing time. Additionally, GOHS awarded funding for two motorcycles, three sedans, five SUVs and one pickup truck for dedicated DUI and impaired driving enforcement. Different types of vehicles are necessary due to the various settings Arizona law enforcement encounter. For example, pickup trucks prove to be very valuable in certain rural communities where unpaved roads are prevalent.

Task Area - DUI/Impaired Driving Training

Project Description - This task awarded funding for training required to combat DUI and impaired drivers. GOHS emphasized training of law enforcement officers in standardized field sobriety test (SFST) and horizontal gaze nystagmus (HGN) training (563 officers, 11 prosecutors trained) law enforcement phlebotomy training (195 officers trained), drug recognition expert (DRE) courses (165 officers, 2 prosecutors trained), advanced roadside impaired driving enforcement (ARIDE) (141 officers, 8 prosecutors trained) and drug impaired training for educational professionals (DITEP) courses (5 officers, 119 educators trained). Additionally, conferences were held for law enforcement, prosecutors and judges to educate them on DUI laws and how DUI cases progress through the court system. These conferences allowed law enforcement and prosecutors to collaborate to ensure DUI cases are handled fairly and correctly.

Task Area - DUI/Impaired Driving Awareness

Project Description - Funding was awarded to increase public awareness of the dangers and consequences of driving impaired. Media efforts concentrated around holidays and other times when impaired driving was most likely to be a problem. GOHS supported law enforcement efforts to increase public awareness

as well. One effective tool used by the Arizona law enforcement and educational community is the “Mock Crash.” A “Mock Crash” is a staged event, typically as a presentation at a high school, where a fake accident scene is laid out. The audience is shown what happens from when first responders arrive at the scene all the way to when a law enforcement officer must inform the accident victim’s parents that their child died from an accident with an impaired driver.



Goodyear Police and Fire Departments demonstrate awareness with Mock Crash at Desert Edge High School

Task Area - Traffic Safety Resource Prosecutor

Project Description - The Arizona GOHS Traffic Safety Resource Prosecutor (TSRP) program continued its success in FFY 2016. Beth Barnes, from the City of Phoenix Prosecutor’s Office, serves as Arizona’s GOHS TSRP; a position she has held since 2007. With support from GOHS, the Arizona TSRP program has become one of the more prolific TSRP programs in the nation. It complements the innovative work conducted in Arizona in DUI and impaired driving enforcement.



*Arizona GOHS TSRP
Beth Barnes*

GOHS will continue to fund the TSRP during the next fiscal year.

Throughout its tenure, Arizona’s TSRP program has focused on four primary objectives:

1. Provide training to prosecutors, law enforcement and other traffic safety professionals;
2. Be a resource for prosecutors and the traffic safety community statewide;
3. Improve communication; and
4. Be a liaison.

To achieve these objectives, the Arizona GOHS TSRP focused on two continuing goals: 1) increase the visibility of traffic safety cases with prosecutors and prosecutors’ visibility with the traffic safety community and 2) increase the confidence in their traffic cases for prosecutors going into the courtroom.

During FFY 2016, Ms. Barnes provided training to approximately 6,000 prosecutors, law enforcement officers, crime lab personnel, interns, and

community members during the more than 250 presentations and training sessions she gave. She also coordinated speakers for additional programs that occurred when she was unavailable due to prior commitments. Ms. Barnes responded to more than 1,500 requests for assistance from prosecutors, law enforcement officers, and crime lab personnel. Medical blood draw issues were the most requested topic for which assistance was available. Medical marijuana DUI issues, admin per se issues and prescription drug DUIs were also common topics. Various materials were provided including but not limited to: copies of the new admonitions in English and Spanish, law enforcement phlebotomy guidelines and forms, scientific studies, materials to assist prosecutors prepare for defense expert witnesses, predicate questions for the various portions of a DUI trial, court preparation materials for officers, model trial and appellate court pleadings, jury instructions, voir dire questions, DUI sentencing charts, tip sheets and breath and blood testing materials.

Of particular note, she worked with GOHS, the Arizona Motor Vehicle Division, law enforcement and DUI prosecutors to revise the implied consent admonitions that are read to DUI suspects prior to a breath or blood test. This was necessary due to case law issued by the Arizona Supreme Court in April. The language in the new admonitions has yet to be challenged by the defense bar.

Ms. Barnes maintained the Arizona GOHS TSRP DUI Defense Expert Bank and continued to use it to provide materials to prosecutors to assist with case preparation. Materials from local and national defense experts were gathered and provided.

Ms. Barnes maintained and added to her e-mail lists of Arizona prosecutors, officers, crime lab employees and traffic safety professionals who desire to be kept abreast of DUI and traffic issues. By the end of the year, the lists contained more than 500 members. This has proven to be a very effective method for communicating with those in Arizona who enforce the DUI laws. When new case law, new legislation and other issues of significance arose, a notice was sent to the members of the groups (more than 30 times this fiscal year).

She also attended numerous law enforcement DUI details and conferences, assisted GOHS in coordinating the GOHS Law Enforcement and Prosecutors Traffic Safety Conference, worked at the Arizona State Fair GOHS "Safety Days" booth, served on numerous traffic safety committees, and supported the GOHS Arizona Police Science Journal (APSJ) by assisting with editing and serving on its Executive Board. She also worked to maintain her skills by serving as a second chair training attorney in several trials. The significance state prosecutors place on the GOHS TSRP program is reflected in the fact that Ms. Barnes was awarded the Lifetime Achievement Award for Prosecutorial Excellence by the Arizona Prosecuting Attorney's Advisory Council (APAAC) this year.

Task Area - Ignition Interlock

Project Description - ADOT developed a DUI and Ignition Interlock training video for judges in the State of Arizona. This video will increase knowledge of how ignition interlocks work, when they should be required in DUI cases and how Arizona laws are handled with respect to ignition interlock systems.

Task Area - GOHS Program Administration

Project Description - GOHS activities included writing, managing and monitoring grants and contracts. GOHS personnel coordinated the activities and tasks outlined in the Highway Safety Plan and provided status reports and updates on project activity to the GOHS Director and other parties, as required. GOHS personnel monitored project activity, prepared and maintained project documentation and evaluated task accomplishments of their grant portfolios. Funding supported personnel services, employee related expenses and other operating expenses for the GOHS grant manager and grant project coordinators.

3.3 EMERGENCY MEDICAL SERVICES (EM)

Emergency Medical Services (EMS) are a vital component of a safe transportation system. The difference between a serious injury and a fatality is often attributable to the timeliness and effectiveness of an emergency response. Emergency responders need access to quality equipment and training to respond to traffic crashes in the most effective way possible. These issues are most pressing in rural areas, where response times tend to be longer, and resources are lacking.

In FFY 2016, the Governor's Office of Highway Safety (GOHS) awarded funding for first responder equipment in areas with a high number of fatalities and longer response times. This funding awarded several fire departments and fire districts with equipment aimed at decreasing response times and fatalities in rural area collisions.

Performance Targets

**Table 3.7 Performance Targets and Measures
(Emergency Medical Services)**

Performance Target	Performance Measure
Increase the number of fire departments/districts receiving equipment.	Number of new fire departments/districts receiving equipment.
Increase the number of first responders receiving training in the use of crash extrication equipment.	Number of first responders trained.

Projects and Funding

Table 3.8 contains a list of the 13 Emergency Medical Services projects, the relevant performance measures, the funds spent on each project and the project status. These projects are grouped into the following two task areas:

- First Responder Equipment; and
- GOHS Program Administration.

Table 3.8 FFY 2016 Emergency Medical Services Projects

Related Performance Measure(s)

Number of new fire departments/districts receiving equipment.
 Number of first responders trained.

Task Area	Grantee	Project Number	Funding Source	Funds Obligated	Funds Spent (FFY 2016)
First Responder Equipment	Avra Valley Fire Dist.	2016-EM-001	Sec. 402	\$28,368.00	\$27,372.17
	Black Canyon Fire Dist.	2016-EM-002	Sec. 402	\$35,000.00	\$32,437.10
	Blue Ridge Fire Dist.	2016-EM-003	Sec. 402	\$25,000.00	\$24,954.55
	Casa Grande Fire Dept.	2016-EM-004	Sec. 402	\$4,694.00	\$4,553.32
	Clarkdale Fire Dist.	2016-EM-005	Sec. 402	\$11,070.00	\$10,483.99
	Drexel Heights Fire Dist.	2016-EM-006	Sec. 402	\$17,993.00	\$17,993.00
	Heber-Overgaard Fire Dist.	2016-EM-007	Sec. 402	\$1,250.00	\$1,121.43
	Mountain Vista Fire Dist.	2016-EM-008	Sec. 402	\$27,647.00	\$27,386.22
	Pinal Rural Fire Rescue	2016-EM-009	Sec. 402	\$44,425.00	\$44,425.00
	Pinewood Fire Dist.	2016-EM-010	Sec. 402	\$5,380.00	\$5,034.00
	Ponderosa Fire Dist.	2016-EM-011	Sec. 402	\$8,085.00	\$8,085.00
	Northwest Fire Dist.	2016-EM-012	Sec. 402	\$10,778.00	\$0.00
GOHS Program Administration	GOHS Program Admin.	2016-EM-300	Sec. 402	\$19,700.00	\$8,245.65
Total Funds Spent (Emergency Medical Services)				\$239,390.00	\$212,091.43

Performance Results – Emergency Medical Services

In FFY 2016, 12 fire agencies were awarded funding to purchase equipment to assist first responders at traffic crashes. These purchases enable rural emergency responders to shorten response time for the arrival of appropriate equipment and are intended to reduce fatalities by expediting medical care to crash victims.

Project Descriptions

Task Area – First Responder Equipment

Project Description – Fire Districts/Departments were awarded funding to purchase equipment to assist first responders at traffic accidents. The main purpose of these purchases is to shorten the time it takes for medical personnel to properly care for victims in these accidents. Most of the equipment fulfills this purpose, either by allowing first responders to get to victims by cutting away the vehicle (extrication equipment) or by stabilizing the vehicle so that first responders can safely work in and remove crash victims from the vehicle.

Eight fire agencies were awarded funding for extrication equipment. This equipment comes in many forms depending on the intended application. This stronger cutter is needed to address the increasingly safer, but harder to cut, metals used in modern automobiles. *(below)*



The Casa Grande Fire Department was awarded a grant for a large hydraulic ram device *(shown on right)*. This ram is used to allow firefighters to extend their reach capability to roll dashboards and remove victims from floorboard obstacles and other impediments that can cause severe delays. This is particularly significant as these delays can negatively impact the crash victim’s critical "golden hour" of trauma survivability.



Task Area - GOHS Safety Program Administration

Project Description - GOHS personnel administered and managed the 402 Emergency Medical Services program which included writing, managing and monitoring grants and contracts. GOHS personnel coordinated the activities and tasks outlined in the Highway Safety Plan and provided status reports and updates on project activity to the GOHS Director and other parties, as required. GOHS personnel monitored project activity, prepared and maintained project documentation and evaluated task accomplishments of their grant portfolios.

3.4 MOTORCYCLE SAFETY (MC)

The combination of speed and exposure makes motorcycle crashes more severe than other types of crashes. Motorcycle fatalities accounted for 15 percent of Arizona's fatalities in 2015. The five-year moving average since 2011 shows an increasing trend in motorcycle fatalities year after year.

To address the risks associated with motorcycle riding, the Governor's Office of Highway Safety (GOHS) implemented a paid/earned media campaign in FFY 2016. The purposes of the campaign were to educate motorcycle riders on safe riding practices, such as helmet use and distracted riding, as well as provide general information about Arizona's motorcycle laws. In addition, GOHS's partnership with the Arizona Motorcycle Safety and Awareness Foundation as well as local law enforcement helps ensure motorcycle operators have rider education readily available.

Performance Targets

**Table 3.9 Performance Targets and Measures
(Motorcycle Safety)**

Performance Targets	Performance Measures
Reduce motorcycle fatalities 2.3 percent from 128 (2009-2013 average) to 125 by 2016.	Number of motorcycle fatalities.
Reduce unhelmeted motorcycle fatalities 7.4 percent from 68 (2009-2013 average) to 63 by 2016.	Number of unhelmeted motorcycle fatalities.

Projects and Funding

Table 3.10 contains a list of the four Motorcycle Safety projects, relevant performance measures, funds spent on each project, and project status. These projects are grouped into the following three task areas:

- Motorcycle Enforcement Overtime;
- Motorcycle Training and Awareness; and
- GOHS Annual Survey – Motorcycle Helmet Use.

Table 3.10 FFY 2016 Motorcycle Safety Projects**Related Performance Measure(s)**

Number of motorcycle fatalities.

Number of unhelmeted motorcycle fatalities.

Task Area	Grantee	Project Number	Funding Source	Funds Obligated	Funds Spent (FFY 2016)
Motorcycle Enforcement Overtime	Chandler PD	2016-MC-001	Sec. 402	\$14,924.00	\$14,924.00
	Phoenix PD	2016-MC-003	Sec. 402	\$20,000.00	\$20,000.00
Motorcycle Safety Training and Awareness	Peoria PD	2016-MC-002	Sec. 402	\$11,297.00	\$11,240.73
GOHS Annual Survey - Motorcycle Helmet Use	GOHS - Motorcycle Helmet Use Survey	2016-MC-520	Sec. 402	\$11,200.00	\$0.00
Total Funds Spent (Motorcycle Safety)				\$57,421.00	\$34,924.00

Performance Results - Motorcycle Safety

Motorcycle fatalities, including those of unhelmeted drivers, continue to be a concern. Fatalities increased from 130 in 2014 to 136 in 2015. GOHS paid media campaign promoting public awareness of and compliance with Arizona's motorcycle laws is helping increase awareness and is expected to result in fewer fatalities in the years ahead.

Project Descriptions

Task Area - Motorcycle Enforcement Overtime

Project Description - This task awarded funding to the Chandler Police Department and the Phoenix Police Department to conduct traffic enforcement geared towards motorcycle safety. Officers focused on areas most frequented by motorcyclists and helped ensure the motorcycle operators respected traffic laws and were given proper respect by other motorists.



Task Area - Motorcycle Safety Training

Project Description - This task awarded funding to the Peoria Police Department to increase motorcycle safety through training motorcycle operators. The Peoria Police Department hosted two motorcycle safety classes for the public.



Task Area - GOHS Annual Survey - Motorcycle Helmet Use

Project Description - This task awarded funding for GOHS's annual survey measuring the use of motorcycle helmets which was conducted as part of GOHS's annual seat belt survey. Funding provided under the Occupant Protection Program area proved to be sufficient for the project so no funds were used from the Motorcycle Safety Program area.



*Peoria Police Department
Motorcycle Safety Class*

3.5 OCCUPANT PROTECTION (OP)

Unrestrained fatalities accounted for 28 percent of Arizona’s 893 traffic deaths in 2015. The 250 fatalities in 2015 is a significant increase from the 208 fatalities in 2014.

Although unrestrained fatalities have been consistent for the past few years, seat belt use has continued to rise. From 2011 to 2016, seat belt use has risen over five percent from 82.9 percent to 88.0 percent.

The Governor’s Office of Highway Safety (GOHS) works to increase safety belt and child safety seat use through statewide enforcement and education campaigns under the banner of “*Buckle Up Arizona...It’s the Law!*” Arizona’s law enforcement agencies implement a zero-tolerance policy when they encounter nonuse of safety belts coincidental to a stop for other traffic infractions. GOHS is proud to fund the Children are Priceless Passengers (CAPP) program designed to improve the child safety seat usage rate in partnership with law enforcement, hospitals and nonprofit organizations throughout the State.

GOHS continues to support the national “Click it or Ticket” campaign through the “*Buckle Up Arizona...It’s the Law!*” campaign by providing overtime funding for traffic enforcement during the campaign period. GOHS awarded funding to 21 law enforcement agencies for this campaign.

Occupant Protection enforcement is supported by education and public awareness activities conducted by GOHS together with public and private sector partners. The activities include safety belt and child safety seat classes and inspections, media awareness campaigns and other events.

Performance Targets

Table 3.11 Performance Targets and Measures (Occupant Protection)

Performance Targets	Performance Measures
Reduce unrestrained passenger vehicle occupant fatalities, all seat positions by 6.4 percent from 237 (2009-2013 average) to 222 by 2016.	Number of unrestrained vehicle occupant fatalities in all seating positions.
Increase observed seat belt use for passenger vehicles, outboard front-seat occupants by 1.6 percentage points from 87.2 percent in 2014 to 88.8 percent by 2016.	Percentage of outboard front-seat occupants who are observed using safety belts.

Projects and Funding

Table 3.12 contains a list of the 36 Occupant Protection projects, the relevant performance measures, the funds spent on each project and the project status. These projects are grouped into the following six task areas:

- Occupant Protection Enforcement and Education;
- Occupant Protection Equipment and Child Safety Seats;
- Occupant Protection Training;
- Occupant Protection Awareness;
- GOHS Program Administration; and
- GOHS Annual Seat Belt Survey.

Table 3.12 FFY 2016 Occupant Protection Projects**Related Performance Measure(s)**

Number of unrestrained vehicle occupant fatalities in all seating positions.
 Percentage of outboard front-seat occupants who are observed using safety belts.

Task Area	Grantee	Project Number	Funding Source	Funds Obligated	Funds Spent (FFY 2016)
Occupant Protection Enforcement and Education	Chandler PD	2016-OP-001	Sec. 402	\$10,000.00	\$10,000.00
	DPS	2016-OP-002	Sec. 402	\$41,998.00	\$40,715.51
	Glendale PD	2016-OP-003	Sec. 402	\$30,000.00	\$30,000.00
	Phoenix PD	2016-OP-004	Sec. 402	\$48,000.00	\$45,000.00
	Pima County SD	2016-OP-005	Sec. 402	\$20,000.00	\$20,000.00
	Tempe PD	2016-OP-006	Sec. 402	\$20,000.00	\$19,535.69
	Tucson PD	2016-OP-007	Sec. 402	\$40,000.00	\$38,705.42
	Chandler Fire Dept.	2016-OP-025	Sec. 402	\$28,397.20	\$28,397.20
	DPS ¹	2016-CIOT-001	Sec. 402	\$14,000.00	\$10,928.26
	Buckeye PD	2016-CIOT-002	Sec. 402	\$5,000.00	\$4,761.76
	Casa Grande PD	2016-CIOT-003	Sec. 402	\$7,500.00	\$7,500.00
	Chandler PD	2016-CIOT-004	Sec. 402	\$10,000.00	\$10,000.00

¹ In the 2016 Highway Safety Plan Project 2016-OP-509 was included for the Click It or Ticket (CIOT) Enforcement Wave. The CIOT Projects shown here are the individual grants given to agencies from the money originally set aside by Project 2016-OP-509.

Task Area	Grantee	Project Number	Funding Source	Funds Obligated	Funds Spent (FFY 2016)	
Occupant Protection Enforcement and Education	Coolidge PD	2016-CIOT-005	Sec. 402	\$3,000.00	\$3,000.00	
	Gilbert PD	2016-CIOT-006	Sec. 402	\$10,000.00	\$9,911.65	
	Goodyear PD	2016-CIOT-007	Sec. 402	\$5,000.00	\$5,000.00	
	Kingman PD	2016-CIOT-008	Sec. 402	\$1,000.00	\$498.99	
	Maricopa County SO	2016-CIOT-009	Sec. 402	\$14,000.00	\$13,621.95	
	Mesa PD	2016-CIOT-010	Sec. 402	\$10,000.00	\$9,301.56	
	Peoria PD	2016-CIOT-011	Sec. 402	\$7,500.00	\$7,500.00	
	Phoenix PD	2016-CIOT-012	Sec. 402	\$15,000.00	\$15,000.00	
	Prescott PD	2016-CIOT-013	Sec. 402	\$3,000.00	\$2,137.38	
	Prescott Valley PD	2016-CIOT-014	Sec. 402	\$3,000.00	\$2,984.66	
	Surprise PD	2016-CIOT-015	Sec. 402	\$4,000.00	\$4,000.00	
	Scottsdale PD	2016-CIOT-016	Sec. 402	\$10,000.00	\$10,000.00	
	Tempe PD	2016-CIOT-017	Sec. 402	\$10,000.00	\$8,029.11	
	Tucson PD	2016-CIOT-018	Sec. 402	\$15,000.00	\$14,178.19	
	Yavapai County SO	2016-CIOT-019	Sec. 402	\$3,000.00	\$3,000.00	
	Cochise County SO	2016-CIOT-020	Sec. 402	\$4,000.00	\$3,996.76	
	Occupant Protection Equipment and Child Safety Seats	Apache County PHSD	2016-OP-008	Sec. 402	\$9,114.00	\$8,037.89
		Chandler Fire Department	2016-OP-009	Sec. 402	\$9,189.00	\$9,189.00

Task Area	Grantee	Project Number	Funding Source	Funds Obligated	Funds Spent (FFY 2016)
Occupant Protection Equipment and Child Safety Seats	Child and Family Resources - Pinal	2016-OP-010	Sec. 402	\$12,160.00	\$12,156.79
	Coconino County PHSD	2016-OP-011	Sec. 402	\$9,830.00	\$9,634.52
	Florence PD	2016-OP-012	Sec. 402	\$5,500.00	\$5,214.64
	Safe Kids - Maricopa County	2016-OP-013	Sec. 402	\$4,282.00	\$3,236.04
	Maricopa IHS	2016-OP-014	Sec. 402	\$13,513.00	\$13,513.00
	Maricopa PD	2016-OP-015	Sec. 402	\$8,876.00	\$8,543.04
	Nogales PD	2016-OP-016	Sec. 402	\$3,000.00	\$2,979.14
	Phoenix Children's Hospital	2016-OP-017	Sec. 402	\$8,200.00	\$8,200.00
	Phoenix Fire Department	2016-OP-018	Sec. 402	\$140,500.00	\$140,345.63
	Rio Rico Fire District	2016-OP-019	Sec. 402	\$2,913.00	\$2,855.41
	Santa Cruz County SD	2016-OP-020	Sec. 402	\$4,250.00	\$2,996.96
	Tucson Medical Center Health Care	2016-OP-021	Sec. 402	\$13,054.00	\$12,408.91
	Tucson PD	2016-OP-022	Sec. 402	\$4,728.00	\$4,658.10
	Verde Valley Fire District	2016-OP-023	Sec. 402	\$7,962.00	\$7,525.62
	Yavapai Regional Medical Center	2016-OP-024	Sec. 402	\$5,200.00	\$5,197.68
Occupant Protection Training	GOHS - Public Safety Days	2016-OP-501	Sec. 402	\$10,000.00	\$7,532.80
	GOHS - CAPP Support	2016-OP-503	Sec. 402	\$102,030.50	\$91,336.24
	GOHS - PI&E	2016-OP-505	Sec. 402	\$13,500.00	\$13,452.40

Task Area	Grantee	Project Number	Funding Source	Funds Obligated	Funds Spent (FFY 2016)
Occupant Protection Training	GOHS - Storage Unit	2016-OP-507	Sec. 402	\$5,260.00	\$5,259.19
	GOHS - Lifesavers Conference	2016-OP-510	Sec. 402	\$15,000.00	\$0.00
	GOHS - OP Assessment	2016-OP-511	Sec. 402	\$30,000.00	\$23,980.38
Occupant Protection Awareness	GOHS - CIOT Paid Media	2016-OP-508	Sec. 402	\$40,000.00	\$0.00
	GOHS - Media	2016-OP-517	Sec. 402	\$30,000.00	\$0.00
GOHS Program Administration	GOHS Program Admin.	2016-OP-300	Sec. 402	\$60,500.00	\$54,106.77
GOHS Annual Seat Belt Survey	GOHS - Annual Seat Belt Survey	2016-OP-515	Sec. 402	\$103,300.00	\$102,580.00
Total Funds Spent (Occupant Protection)				\$1,064,256.70	\$932,644.24

Task Area – Occupant Protection Training

Project Description – This task awarded funding for child safety seat inspection events, earned/paid media and the GOHS Safety Days to provide training centered on occupant protection. In addition, this task provides support to occupant protection training efforts through supporting the Children Are Precious Passengers (CAPP) Program. This program educates motorists of the effectiveness of continuous and proper use of child safety seats.

GOHS hosts an annual event at the Arizona State Fair called “Safety Days at the State Fair.” This task helped provide funding in support of the Safety Days event, at which guests at the State Fair meet law enforcement and fire personnel and learn about every aspect of highway safety, including proper seat belt and child safety seat use. GOHS participated in a NHTSA Occupant Protection Program Assessment in April 2016.



GOHS 2016 “Safety Days at the State Fair” event

Task Area – Occupant Protection Awareness

Project Description – This task was established for the development and distribution of media campaigns (electronic, print, radio, PSAs and social media) to promote public awareness of and compliance with Arizona’s occupant protection, safety belt, and child safety seat laws. This task also provided funding for media for the FFY 2016 Buckle Up Arizona...It’s the Law!/Click it or Ticket campaign.

Task Area – GOHS Program Administration

Project Description – This task provided funding to GOHS to administer and manage 402 Occupant Protection programs. These funds enabled GOHS to write, manage and monitor grants and contracts. They also funded GOHS personnel to coordinate the activities and tasks outlined in the Highway Safety Plan and provide status reports and updates on project activity to the GOHS Director and other parties, as required. GOHS personnel monitored project activity, prepared and maintained project documentation, and evaluated task accomplishments of their grant portfolios.

Task Area - GOHS Annual Seat Belt Survey

Project Description - This task provided funding for the GOHS's annual seat belt survey. This survey calculates the seat belt usage percentage used as a performance measure by Arizona in the Highway Safety Plan and Annual Report. Other important data, including motorcycle helmet usage, is gathered in the survey.

3.6 PEDESTRIAN AND BICYCLE SAFETY (PS)

The safety of pedestrians and bicyclists is a high priority in Arizona. In 2015, pedestrian fatalities accounted for 17 percent of Arizona's fatalities, while bicycle fatalities accounted for three percent of total fatalities.

Arizona addresses pedestrian and bicycle safety through targeted enforcement, providing safety equipment and materials, and conducting outreach and education activities.

Performance Targets

**Table 3.14 Performance Targets and Measures
(Pedestrian and Bicycle Safety)**

Performance Target	Performance Measures
Reduce pedestrian fatalities by 0.8 percent from 137 (2009- 2013 average) to 136 by 2016.	Number of pedestrian fatalities.
Reduce bicycle fatalities 4.4 percent from 23 (2009-2013 average) to 22 by 2016.	Number of bicycle fatalities.

Projects and Funding

Table 3.15 contains a list of the 20 completed Pedestrian and Bicycle Safety projects, the relevant performance measures, the funds spent on each project, and the project status. These projects are grouped into the following four task areas:

- Pedestrian and Bicycle Safety Enforcement;
- Pedestrian and Bicycle Safety Education and Awareness;
- School Bus Safety; and
- GOHS Program Administration.

Table 3.15 FFY 2016 Pedestrian and Bicycle Safety Projects

Related Performance Measure(s)

Number of pedestrian fatalities.

Number of bicycle fatalities.

Task Area	Grantee	Project Number	Funding Source	Funds Obligated	Funds Spent (FFY 2016)	
Pedestrian and Bicycle Safety Enforcement	Gilbert PD	2016-PS-001	Sec. 402	\$50,000.00	\$50,000.00	
	Phoenix PD	2016-PS-002	Sec. 402	\$70,000.00	\$70,000.00	
	South Tucson PD	2016-PS-003	Sec. 402	\$6,600.00	\$5,000.00	
	Tucson PD	2016-PS-004	Sec. 402	\$30,000.00	\$29,995.89	
	Univ. of Arizona PD	2016-PS-005	Sec. 402	\$14,405.00	\$14,404.94	
Pedestrian and Bicycle Safety Education and Awareness	Coconino County PHSD	2016-PS-006	Sec. 402	\$2,052.00	\$1,263.08	
	Flagstaff PD	2016-PS-007	Sec. 402	\$8,636.00	\$7,409.71	
	Maricopa IHS	2016-PS-008	Sec. 402	\$5,033.00	\$5,033.00	
	Maricopa PD	2016-PS-009	Sec. 402	\$6,978.00	\$965.00	
	Peoria PD	2016-PS-010	Sec. 402	\$19,469.00	\$14,463.01	
	Phoenix Children's Hospital	2016-PS-011	Sec. 402	\$8,000.00	\$8,000.00	
	Phoenix Fire Dept.	2016-PS-012	Sec. 402	\$32,706.00	\$32,600.45	
	Phoenix Street Transportation	2016-PS-013	Sec. 402	\$10,000.00	\$10,000.00	
	Ponderosa Fire Dist.	2016-PS-014	Sec. 402	\$1,280.00	\$1,255.09	
	Quartzsite PD	2016-PS-015	Sec. 402	\$2,138.00	\$2,129.07	
	Yavapai County SO	2016-PS-016	Sec. 402	\$1,500.00	\$1,169.46	
	GOHS - PI&E	2016-PS-518	Sec. 402	\$12,500.00	\$0.00	
	School Bus Safety	Peoria PD	2016-SB-001	Sec. 402	\$7,480.00	\$6,984.73
		Pima County SD	2016-SB-002	Sec. 402	\$20,000.00	\$20,000.00
GOHS Program Administration	GOHS Program Admin.	2016-PS-300	Sec. 402	\$10,100.00	\$10,083.83	
Total Funds Spent (Pedestrian and Bicycle Safety)				\$318,877.00	\$290,757.26	

Performance Results – Pedestrian and Bicycle Safety

The number of pedestrian fatalities increased from 142 in 2014 to 153 in 2015. GOHS completed 16 bicycle and pedestrian safety projects in FFY 2016 to help meet the performance target.

Project Descriptions

Task Area – Pedestrian and Bicycle Safety Enforcement

Project Description – This task awarded funding for pedestrian and bicycle safety overtime. Enforcement efforts covered every aspect of pedestrian and bicycle safety. Often agencies include pedestrian safety media campaigns as part of their pedestrian safety overtime activities.

Task Area – Pedestrian and Bicycle Safety Awareness

Project Description – This task awarded funding to 11 agencies for pedestrian and bicycle safety awareness. Many agencies participated in Bicycle Safety Rodeos, events focused on engaging residents and making bicycle safety fun for youth cyclists. These Bicycle Safety Rodeos often include other highway safety messages involving pedestrian safety and proper child safety seat and seat belt use. Funds supporting these events were used for overtime and to purchase supplies, including bicycle helmets and pamphlets advertising the events. Other pedestrian and bicycle safety presentations were held at schools throughout the year.

Task Area – School Bus Safety

Project Description – This task provided funding to the Peoria Police Department and Pima County Sheriff's Department for school bus enforcement overtime. This enforcement focuses on ensuring motorists follow laws regarding school buses especially that all motorists must stop when the school bus stop sign is extended.

Task Area – GOHS Program Administration

Project Description – This task provided funding to GOHS to administer and manage 402 Pedestrian and Bicycle Safety programs which enabled GOHS to write, manage and monitor grants and contracts. They also funded GOHS personnel to coordinate the activities and tasks outlined in the Highway Safety Plan and provide status reports and updates on project activity to the GOHS Director and other parties, as required. GOHS personnel monitored project activity, prepared and maintained project documentation, and evaluated task accomplishments of their grant portfolios.

3.7 POLICE TRAFFIC SERVICES (PT)

Speeding is the number one contributing factor in fatal traffic crashes in Arizona. In 2015, speed was a factor in 307 fatalities, one-third of all fatalities in Arizona. Speed-related fatalities have remained relatively constant for the past few years, but are significantly lower than levels seen in the mid-2000s.

Addressing speeding and other aggressive driving behaviors requires strong enforcement laws. Fortunately, Arizona has a “Double Fine” program, which gives law enforcement officers the ability to suspend an individual’s driver’s license when eight or more points are accumulated within a 12-month period. The “Double Fine” program is extended to speeding more than the posted speed limit in construction zones when workers are present.

Arizona aggressively prosecutes and adjudicates red light violators. In addition to providing overtime for Selective Traffic Enforcement Programs (STEP), the Governor’s Office of Highway Safety (GOHS) funds laser and radar guns, speed trailers and vehicles to apprehend aggressive drivers for several law enforcement agencies.

Performance Targets

**Table 3.16 Performance Targets and Measures
(Police Traffic Services)**

Performance Target	Performance Measure
Reduce speeding-related fatalities by 12.9 percent from 288 (2009-2013 average) to 251 by 2016.	Number of speeding-related fatalities.

Projects and Funding

Table 3.17 contains a list of the 87 Police Traffic Services projects, the relevant performance measures, the funds spent on each project and the project status. These projects are grouped into the following six task areas:

- Selective Traffic Enforcement Program Overtime;
- Selective Traffic Enforcement Program Equipment;
- Selective Traffic Enforcement Program Awareness;
- GOHS Training;
- GOHS Speed Survey; and
- GOHS Program Administration.

Table 3.17 FFY 2016 Police Traffic Services Projects**Related Performance Measure(s)**

Number of speeding-related fatalities.

Task Area	Grantee	Project Number	Funding Source	Funds Obligated	Funds Spent (FFY 2016)
Selective Traffic Enforcement Program Overtime	Apache Junction PD	2016-PT-001	Sec. 402	\$10,000.00	\$9,057.11
	ASU PD	2016-PT-002	Sec. 402	\$2,200.00	\$1,803.36
	Camp Verde PD	2016-PT-003	Sec. 402	\$9,768.00	\$8,070.66
	Clarkdale PD	2016-PT-004	Sec. 402	\$3,500.00	\$3,399.46
	Clifton PD	2016-PT-005	Sec. 402	\$4,000.00	\$2,054.59
	Cochise County SO	2016-PT-006	Sec. 402	\$10,000.00	\$9,811.75
	Coolidge PD	2016-PT-007	Sec. 402	\$6,000.00	\$6,000.00
	Cottonwood PD	2016-PT-008	Sec. 402	\$10,000.00	\$10,000.00
	DPS	2016-PT-009	Sec. 402	\$35,000.00	\$32,262.89
	El Mirage PD	2016-PT-010	Sec. 402	\$10,000.00	\$9,999.30
	Florence PD	2016-PT-011	Sec. 402	\$10,270.00	\$10,270.00
	Gila River PD	2016-PT-012	Sec. 402	\$25,000.00	\$22,254.87
	Glendale PD	2016-PT-013	Sec. 402	\$25,000.00	\$25,000.00
	Globe PD	2016-PT-014	Sec. 402	\$3,000.00	\$2,194.44
	Greenlee County SO	2016-PT-015	Sec. 402	\$18,653.00	\$10,979.74

Task Area	Grantee	Project Number	Funding Source	Funds Obligated	Funds Spent (FFY 2016)
Selective Traffic Enforcement Program Overtime	Jerome PD	2016-PT-016	Sec. 402	\$2,000.00	\$1,884.27
	Marana PD	2016-PT-017	Sec. 402	\$40,000.00	\$39,878.23
	Maricopa County SO	2016-PT-018	Sec. 402	\$30,084.00	\$23,071.15
	Maricopa PD	2016-PT-019	Sec. 402	\$2,500.00	\$2,500.00
	Mesa PD	2016-PT-020	Sec. 402	\$50,000.00	\$50,000.00
	Nogales PD	2016-PT-021	Sec. 402	\$6,000.00	\$6,000.00
	Parker PD	2016-PT-022	Sec. 402	\$10,364.16	\$10,364.16
	Payson PD	2016-PT-023	Sec. 402	\$7,980.00	\$1,256.30
	Peoria PD	2016-PT-024	Sec. 402	\$20,000.00	\$20,000.00
	Phoenix PD	2016-PT-025	Sec. 402	\$60,000.00	\$60,000.00
	Pima County SD	2016-PT-026	Sec. 402	\$20,000.00	\$20,000.00
	Pima PD	2016-PT-027	Sec. 402	\$2,500.00	\$1,056.32
	Pinal County SO	2016-PT-028	Sec. 402	\$40,000.00	\$39,993.93
	Pinetop-Lakeside PD	2016-PT-029	Sec. 402	\$10,000.00	\$5,937.61
	Prescott PD	2016-PT-030	Sec. 402	\$10,000.00	\$9,977.77
	Prescott Valley PD	2016-PT-031	Sec. 402	\$20,000.00	\$20,000.00
Quartzsite PD	2016-PT-032	Sec. 402	\$8,000.00	\$7,814.08	
Safford PD	2016-PT-033	Sec. 402	\$7,500.00	\$7,482.35	
Sahuarita PD	2016-PT-034	Sec. 402	\$8,000.00	\$7,998.85	

Task Area	Grantee	Project Number	Funding Source	Funds Obligated	Funds Spent (FFY 2016)
Selective Traffic Enforcement Program Overtime	Salt River PD	2016-PT-035	Sec. 402	\$10,000.00	\$10,000.00
	San Luis PD	2016-PT-036	Sec. 402	\$8,000.00	\$8,000.00
	Santa Cruz County SO	2016-PT-037	Sec. 402	\$5,000.00	\$4,953.99
	Sedona PD	2016-PT-038	Sec. 402	\$10,000.00	\$4,823.20
	Snowflake-Taylor PD	2016-PT-039	Sec. 402	\$5,000.00	\$840.26
	Springerville PD	2016-PT-040	Sec. 402	\$5,000.00	\$3,112.48
	St. Johns PD	2016-PT-041	Sec. 402	\$7,000.00	\$6,999.99
	Tempe PD	2016-PT-042	Sec. 402	\$55,000.00	\$55,000.00
	Thatcher PD	2016-PT-043	Sec. 402	\$10,925.00	\$9,006.72
	Tucson PD	2016-PT-044	Sec. 402	\$75,000.00	\$75,000.00
	University of AZ	2016-PT-045	Sec. 402	\$10,500.00	\$10,500.00
	Wellton PD	2016-PT-046	Sec. 402	\$4,000.00	\$3,453.21
	Wickenburg PD	2016-PT-047	Sec. 402	\$4,750.00	\$4,750.00
	Willcox PD	2016-PT-048	Sec. 402	\$5,000.00	\$4,958.06
	Williams PD	2016-PT-049	Sec. 402	\$7,750.00	\$7,750.00
	Yavapai County SO	2016-PT-050	Sec. 402	\$8,000.00	\$8,000.00
	Yuma County SO	2016-PT-051	Sec. 402	\$30,000.00	\$29,416.02
Yuma PD	2016-PT-052	Sec. 402	\$12,820.00	\$6,664.30	
Paradise Valley PD	2016-PT-080	Sec. 402	\$10,000.00	\$10,000.00	

Task Area	Grantee	Project Number	Funding Source	Funds Obligated	Funds Spent (FFY 2016)
Selective Traffic Enforcement Program Overtime	Eagar PD	2016-PT-081	Sec. 402	\$3,000.00	\$2,743.16
	Chino Valley PD	2016-PT-082	Sec. 402	\$8,000.00	\$2,647.78
Selective Traffic Enforcement Program Equipment	Bullhead City PD	2016-PT-053	Sec. 402	\$3,972.00	\$3,972.00
	Chandler PD	2016-PT-054	Sec. 402	\$18,306.00	\$18,306.00
	Cochise County SO	2016-PT-055	Sec. 402	\$1,107.00	\$1,107.00
	Colorado City MD	2016-PT-056	Sec. 402	\$8,560.00	\$8,560.00
	Coolidge PD	2016-PT-057	Sec. 402	\$4,157.00	\$3,975.53
	Cottonwood PD	2016-PT-058	Sec. 402	\$8,525.00	\$8,347.60
	Douglas PD	2016-PT-059	Sec. 402	\$5,971.00	\$5,971.00
	DPS	2016-PT-060	Sec. 402	\$223,605.28	\$189,645.77
	El Mirage PD	2016-PT-061	Sec. 402	\$5,500.00	\$5,500.00
	Flagstaff PD	2016-PT-062	Sec. 402	\$32,253.00	\$31,433.08
	Globe PD	2016-PT-063	Sec. 402	\$6,000.00	\$5,349.19
	Marana PD	2016-PT-064	Sec. 402	\$12,113.00	\$12,113.00
	Maricopa County SO	2016-PT-065	Sec. 402	\$29,916.00	\$29,593.29
	Navajo County SO	2016-PT-066	Sec. 402	\$4,175.00	\$4,175.00
	Oro Valley PD	2016-PT-067	Sec. 402	\$12,479.00	\$11,008.12
	Payson PD	2016-PT-068	Sec. 402	\$4,200.00	\$4,120.67
	Pima County SD	2016-PT-069	Sec. 402	\$27,000.00	\$27,000.00

Task Area	Grantee	Project Number	Funding Source	Funds Obligated	Funds Spent (FFY 2016)
Selective Traffic Enforcement Program Equipment	Safford PD	2016-PT-070	Sec. 402	\$5,520.00	\$5,514.57
	Salt River PD	2016-PT-071	Sec. 402	\$16,300.00	\$16,300.00
	Scottsdale PD	2016-PT-072	Sec. 402	\$24,100.00	\$24,100.00
	Sedona PD	2016-PT-073	Sec. 402	\$9,000.00	\$9,000.00
	Springerville PD	2016-PT-074	Sec. 402	\$4,000.00	\$3,894.37
	Tucson PD	2016-PT-075	Sec. 402	\$17,925.00	\$17,710.58
	Yuma County SO	2016-PT-076	Sec. 402	\$7,500.00	\$7,500.00
	Navajo County SO	2016-PT-079	Sec. 402	\$16,300.00	\$16,300.00
	Apache Junction PD	2016-PT-083	Sec. 402	\$15,745.00	\$14,991.32
Selective Traffic Enforcement Program Awareness	AZ Transportation Ed. Foundation	2016-PT-077	Sec. 402	\$21,137.00	\$21,137.00
	Pima County DOT	2016-PT-078	Sec. 402	\$20,000.00	\$20,000.00
	Red Means Stop	2016-PT-084	Sec. 402	\$5,000.00	\$5,000.00
	GOHS - Paid Media	2016-PT-519	Sec. 402	\$15,000.00	\$2,512.22
GOHS Speed Survey	GOHS Annual Survey	2016-PT-502	Sec. 402	\$12,000.00	\$0.00
GOHS Program Administration	GOHS Program Admin.	2016-PT-300	Sec. 402	\$113,000.00	\$112,908.83
Total Funds Spent (Police Traffic Services)				\$1,542,430.44	\$1,414,038.50

Performance Results – Police Traffic Services

Speeding-related fatalities increased from 255 in 2014 to 307 in 2015. GOHS completed 84 police traffic services projects in 2016 to help meet the performance target.

Project Descriptions

Task Area – Selective Traffic Enforcement Program Overtime

Project Description – Funding was awarded to 53 law enforcement agencies to conduct Selective Traffic Enforcement Programs (STEP) to enforce speed, aggressive driving, red light running and other traffic laws. Law enforcement agencies also focused on decreasing the danger of distracted driving through targeted enforcement.

Task Area – Selective Traffic Enforcement Program Equipment

Project Description – This task awarded funding to 21 law enforcement agencies to purchase equipment to aid in the enforcement of traffic laws. Equipment purchased included speed detection devices, speed displays and signs, cameras, vehicles and other equipment that will enhance selective traffic enforcement efforts.

The backbone instrument of speed enforcement is the speed detection device, which comes in two common types: radar and Lidar. Both types accurately measure a target vehicle's speed. Approximately 100 speed detection devices were purchased with funding to enhance speed enforcement throughout the State of Arizona. (shown on upper right)

Law enforcement agencies try to prevent speed-related collisions with equipment such as speed displays and signs. One example of this is the speed trailer the Sahuarita Police Department purchased (shown on lower right). Speed trailers such as this will display a vehicle's speed to compare



Tucson Police Department
Speed Lidar Devices



Salt River Police Department
Speed Trailer

with the speed limit. The portability of the speed trailer lets the police department adapt and respond to citizens' input regarding roadways troubled with speeders.

A portion of funds were spent on purchasing vehicles for traffic enforcement. The AZ DPS purchased two fully equipped vehicles. (*below*)



Task Area - Selective Traffic Enforcement Awareness

Project Description - This task awarded funding to three agencies. The Arizona Transportation Education Foundation received funding to execute their "Share the Road" program. Pima County DOT received funding that provided for speed display signage. Red Means Stop received funding for materials to include brochures (design and production) for their safety education awareness campaigns.

Task Area - GOHS Speed Survey

Project Description - GOHS conducts an annual survey to track public attitudes and behaviors associated with red light running and speeding. A survey did not occur in FFY 2016.

Task Area - GOHS Program Administration

Project Description - This task provided funding to GOHS to administer and manage 402 Police Traffic Services programs which enabled GOHS to write, manage and monitor grants and contracts. They also funded GOHS personnel to coordinate the activities and tasks outlined in the Highway Safety Plan and provide status reports and updates on project activity to the GOHS Director and other parties, as required. GOHS personnel monitored project activity, prepared and maintained project documentation, and evaluated task accomplishments of their grant portfolios.

3.8 TRAFFIC RECORDS (TR)

Traffic records data are critical for identifying problem areas in need of attention by the Governor's Office of Highway Safety (GOHS) and its partners. The goal of Arizona's Traffic Records program is to ensure GOHS, the Arizona Department of Transportation (ADOT) and the law enforcement community can access accurate and complete data. The Arizona Traffic Records Coordinating Committee (TRCC) met three times during FFY 2016:

- February 25, 2016;
- May 18, 2016; and
- September 7, 2016.

GOHS funds projects that support improved collection, evaluation and analysis of traffic safety data. Expenses under this program area generally relate to equipment and materials.

GOHS continued to work with ADOT and the TRCC to coordinate the collection and storage of traffic safety data. In FFY 2016, ADOT used grant funds to renew the license for the Arizona Traffic and Criminal Software (AZTraCS) which allows local law enforcement agencies to electronically collect and submit crash data to the state traffic records system and electronically collect and submit citation data to the Administrative Office of the Courts.

Performance Targets

Performance targets for traffic records data systems are not crash-based. However, these traffic records tasks address the six nationally recognized data quality performance measures of timeliness, accuracy, completeness, uniformity, integration and accessibility.

Projects and Funding

Table 3.18 contains a list of five Traffic Records projects, the relevant performance measures, the funds spent on each project and the project status. These projects are grouped into the following areas:

- Data Collection Equipment; and
- Data Collection, Evaluation and Analysis.

Table 3.18 FFY 2016 Traffic Records Projects**Related Performance Measure**

Traffic data accuracy, completeness, and accessibility

Task Area	Grantee	Project Number	Funding Source(s)	Funds Obligated	Funds Spent (FFY 2016)
Data Collection Equipment	Phoenix PD	2016-405c-001	Sec. 405c	\$270,000.00	\$269,993.63
Data Collection, Evaluation and Analysis	ADOT	2016-405c-002	Sec. 405c	\$37,244.00	\$37,244.00
	ADOT	2016-405c-003	Sec. 405c	\$461,600.00	\$450,043.40
	ADOT	2016-405c-004	Sec. 405c	\$246,300.00	\$245,268.98
	ADOT-MVD	2016-405c-005	Sec. 405c	\$86,567.00	\$86,567.00
Total Funds Spent (Traffic Records)				\$1,101,711.00	\$1,089,117.01

Performance Results – Traffic Records

The Arizona traffic records system enables the timely collection and reporting of data elements necessary for problem identification, problem analysis and countermeasure evaluation in all areas of traffic safety. GOHS funded projects in FFY 2016 that awarded data collection equipment for the Phoenix Police Department and improved ADOT data systems.

Project Descriptions

Task Area – Equipment

Project Description – This task awarded funding to the Phoenix Police Department to purchase and install 782 L-Tron 4910LR scanners. These scanners will expedite the citation process and allow for much faster processing and transmission of citations between the police department and the courts, saving time and money. Electronic ticketing also speeds up traffic stops by shortening the amount of time officers need to spend filling out paperwork.

Task Area – Data Collection, Evaluation and Analysis

Project Description – Several grants were awarded to ADOT to continue the improvement of the collection, management and linkage of the six traffic safety data systems through the implementation of Arizona’s Strategic Plan for Traffic Safety Data, updated yearly by the Traffic Records Coordinating Committee (TRCC). These grants awarded to ADOT provided the resources necessary to fund the electronic DUI affidavit system and form which allows all law enforcement agencies to submit their DUI affidavit forms electronically to the ADOT Motor Vehicle Division. This has resulted in improved timeliness, accuracy, completeness, uniformity, integration, and accessibility of motor vehicle customer records relating to the mandatory driver’s sanctions. These funds also helped ADOT reduce its crash data backlog. Finally, these funds have enabled the TRCC to assist agencies that want to use TraCS software to send electronic crash data to ADOT Traffic Records.

3.9 PLANNING AND ADMINISTRATION (PA)

The Planning and Administration program area includes the activities necessary for the overall management and operations of the Governor's Office of Highway Safety (GOHS).

Performance Targets

**Table 3.19 Performance Targets and Measures
(Planning and Administration)**

Performance Targets	Performance Measures
Process all subgrantee grants by October 1.	Percentage of grants processed by October 1.
Develop a coordinated Highway Safety Plan (HSP) by July.	Date the HSP was submitted.
Prepare the Annual Report by December 31.	Date the Annual Report was submitted.
Monitor all grants per GOHS monitoring policy.	Percentage of subgrantee grants in full contract compliance by specified due dates.
Develop, coordinate, monitor, and evaluate traffic safety projects identified in the HSP.	Completed Project Monitoring Worksheets, Reports and Checklists by due dates.
Promote highway safety awareness through educational programs and public awareness campaigns.	None.

Projects and Funding

The 2016 Highway Safety Plan included one Planning and Administration project. Table 3.20 lists this project along with its associated performance measures, funding sources and status.

Table 3.20 FFY 2016 Planning and Administration Project

Related Performance Measure

Planning and administration activities supported progress toward all performance measures.

Task Area	Grantee	Project Number	Funding Source(s)	Funds Obligated	Funds Spent (FFY 2016)
Planning and Administration	GOHS	2016-PA-300	Sec. 402	\$600,000.00	\$560,752.75
Total Funds Spent (Planning and Administration)				\$600,000.00	\$560,752.75

Performance Results - Planning and Administration

GOHS met its measurable planning and administration performance targets for FFY 2016 including delivering the *FFY 2016 Annual Report* and the *FFY 2017 Highway Safety Plan* in a timely manner.

Project Description

Task Area - Planning and Administration

Project Description - This project provided funding to GOHS to coordinate and monitor activities and projects relating to the planning and administration of the *FFY 2016 Arizona Highway Safety Plan* and *2016 Annual Report*.

4.0 Cost Summary

A summary of 2016 Highway Safety Program approved costs is shown in Table 4.1 on the next page.

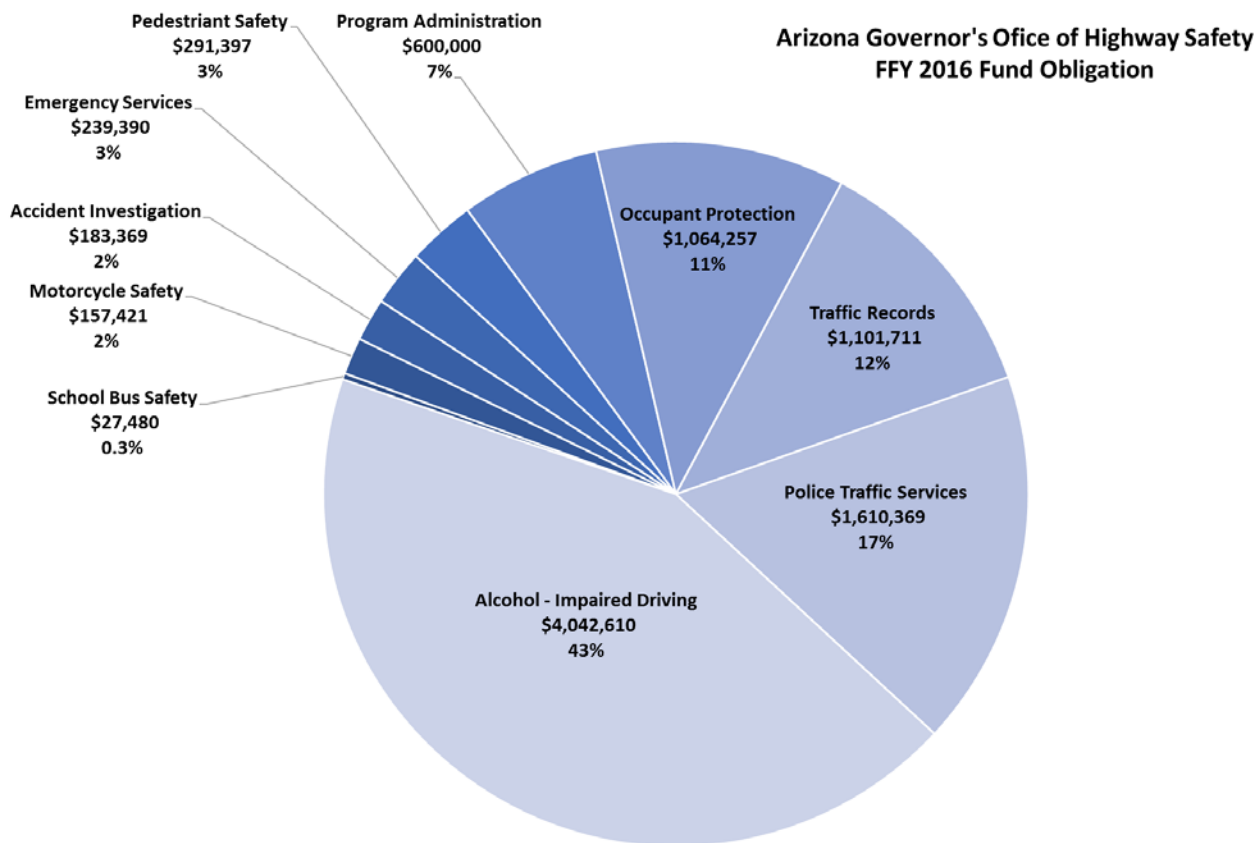


Table 4.1 Highway Safety Program Cost Summary

Program Area	Project	Obligation Limitation	Carry Forward	Obligated Funds	Expended Funds	Carried Forward into Next FY	Unobligated Balance	Unexpended Balance
NHTSA								
NHTSA 402								
Planning and Administration								
	PA-2016-00-00-00	-	-	\$560,752.75	\$560,752.75	\$226,513.19	-	\$0.00
Planning and Administration Total		-	-	\$560,752.75	\$560,752.75	\$226,513.19	-	\$0.00
Alcohol								
	AL-2016-00-00-00	-	-	\$1,433,951.74	\$1,433,951.74	\$30,190.75	-	\$0.00
Alcohol Total		-	-	\$1,433,951.74	\$1,433,951.74	\$30,190.75	-	\$0.00
Emergency Medical Services								
	EM-2016-00-00-00	-	-	\$204,006.43	\$204,006.43	\$134.68	-	\$0.00
Emergency Medical Services Total		-	-	\$204,006.43	\$204,006.43	\$134.68	-	\$0.00
Motorcycle Safety								
	MC-2016-00-00-00	-	-	\$44,995.29	\$44,995.29	\$1,225.71	-	\$0.00
Motorcycle Safety Total		-	-	\$44,995.29	\$44,995.29	\$1,225.71	-	\$0.00
Occupant Protection								
	OP-2016-00-00-00	-	-	\$808,319.13	\$808,319.13	\$1,665.87	-	\$0.00
Occupant Protection Total		-	-	\$808,319.13	\$808,319.13	\$1,665.87	-	\$0.00
Pedestrian/Bicycle Safety								
	PS-2016-00-00-00	-	-	\$226,496.55	\$226,496.55	\$0.45	-	\$0.00
Pedestrian/Bicycle Safety Total		-	-	\$226,496.55	\$226,496.55	\$0.45	-	\$0.00
Police Traffic Services								
	PT-2016-00-00-00	-	-	\$1,367,954.65	\$1,367,954.65	\$10,198.61	-	\$0.00
Police Traffic Services Total		-	-	\$1,367,954.65	\$1,367,954.65	\$10,198.61	-	\$0.00

Program Area	Project	Obligation Limitation	Carry Forward	Obligated Funds	Expended Funds	Carried Forward into Next FY	Unobligated Balance	Unexpended Balance
Traffic Records								
	TR-2016-00-00-00	-	-	\$0.00	\$0.00	\$0.00	-	\$0.00
Traffic Records Total		-	-	\$0.00	\$0.00	\$0.00	-	\$0.00
Accident Investigation								
	AI-2016-00-00-00	-	-	\$98,589.11	\$98,589.11	\$0.00	-	\$0.00
Accident Investigation Total		-	-	\$98,589.11	\$98,589.11	\$0.00	-	\$0.00
Roadway Safety								
	RS-2016-00-00-00	-	-	\$0.00	\$0.00	\$0.00	-	\$0.00
Roadway Safety Total		-	-	\$0.00	\$0.00	\$0.00	-	\$0.00
Pupil Transportation Safety								
	SB-2016-00-00-00	-	-	\$8,409.30	\$8,409.30	\$531.79	-	\$0.00
Pupil Transportation Safety Total		-	-	\$8,409.30	\$8,409.30	\$531.79	-	\$0.00
NHTSA 402 Total		\$4,789,002.29	\$234,933.71	\$4,753,474.95	\$4,753,474.95	\$270,461.05	\$0.00	\$0.00

Program Area	Project	Obligation Limitation	Carry Forward	Obligated Funds	Expended Funds	Carried Forward into Next FY	Unobligated Balance	Unexpended Balance
MAP 21 405c Data Program								
405c Data Program								
	M3DA-2016-00-00-00	–	–	\$1,089,117.02	\$1,089,117.02	\$745,474.63	–	\$0.00
	405c Data Program Total	–	–	\$1,089,117.02	\$1,089,117.02	\$745,474.63	–	\$0.00
	MAP 21 405c Data Program Total	\$644,591.74	\$1,189,999.91	\$1,089,117.02	\$1,089,117.02	\$745,474.63	\$0.00	\$0.00
MAP 21 405d Impaired Driving Mid								
405d Mid Other Based on Problem ID								
	M5OT-2016-00-00-00	–	–	\$0.00	\$0.00	\$702,728.88	–	\$0.00
	405d Mid Other Based on Problem ID Total	–	–	\$0.00	\$0.00	\$702,728.88	–	\$0.00
405d Impaired Driving Mid								
	M5X-2016-00-00-00	–	–	\$1,697,017.97	\$1,697,017.97	\$1,018,022.53	–	\$0.00
	405d Impaired Driving Mid Total	–	–	\$1,697,017.97	\$1,697,017.97	\$1,018,022.53	–	\$0.00
	MAP 21 405d Impaired Driving Mid Total	\$2,328,088.51	\$1,089,680.87	\$1,697,017.97	\$1,697,017.97	\$1,720,751.41	\$0.00	\$0.00
MAP 21 405d Impaired Driving Int								
405d Int Court Support								
	M7CS-2016-00-00-00	–	–	\$122,894.48	\$122,894.48	\$2,948.68	–	\$0.00
	405d Int Court Support Total	–	–	\$122,894.48	\$122,894.48	\$2,948.68	–	\$0.00
405d Int Ignition Interlock								
	M7II-2016-00-00-00	–	–	\$679,139.83	\$679,139.83	\$0.00	–	\$0.00
	405d Int Ignition Interlock Total	–	–	\$679,139.83	\$679,139.83	\$0.00	–	\$0.00
	MAP 21 405d Impaired Driving Int Total	\$348,866.27	\$456,116.72	\$802,034.31	\$802,034.31	\$2,948.68	\$0.00	\$0.00

Program Area	Project	Obligation Limitation	Carry Forward	Obligated Funds	Expended Funds	Carried Forward into Next FY	Unobligated Balance	Unexpended Balance
MAP 21 405f Motorcycle Programs								
405f Motorcycle Training								
	M9MT-2016-00-00-00	–	–	\$0.00	\$0.00	\$25,787.66	–	\$0.00
405f Motorcycle Training Total		–	–	\$0.00	\$0.00	\$25,787.66	–	\$0.00
405f Motorcycle Awareness								
	M9MA-2016-00-00-00	–	–	\$0.00	\$0.00	\$26,014.64	–	\$0.00
405f Motorcycle Awareness Total		–	–	\$0.00	\$0.00	\$26,014.64	–	\$0.00
405f Motorcycle Programs								
	M9X-2016-00-00-00	–	–	\$0.00	\$0.00	\$100,948.51	–	\$0.00
405f Motorcycle Programs Total		–	–	\$0.00	\$0.00	\$100,948.51	–	\$0.00
MAP 21 405f Motorcycle Programs Total		\$71,629.62	\$81,121.19	\$0.00	\$0.00	\$152,750.81	\$0.00	\$0.00
NHTSA Total		\$8,182,178.43	\$3,051,852.40	\$8,341,644.25	\$8,341,644.25	\$2,892,386.58	\$0.00	\$0.00
Total		\$8,182,178.43	\$3,051,852.40	\$8,341,644.25	\$8,341,644.25	\$2,892,386.58	\$0.00	\$0.00

5.0 Addendum – Seat Belt Survey

The Governor's Office of Highway Safety commissioned a study to determine the 2016 statewide seat belt use rate and estimate the motorcycle helmet use rate. Data was also gathered on drivers' use of handheld cell phones. This study was conducted by the Behavior Research Center and Preusser Research Group.

The study involved the same research design utilized in the 2015 Seat Belt Survey. The procedures used were developed for data collection, validation and quality control that are consistent with the National Highway Traffic Safety Administration requirements and similar to past practices in the State.

In Table 5.1 below the statewide results are shown. The 2016 seat belt use rate of 88.0 percent represented an increase of 1.4 percentage points from 2015. Motorcycle helmet use was 61.9 percent, a steady increase of 2.3 percent from 2015. Handheld cell phone use, by 9.1 percent of drivers, was the highest usage rate since 2007.

Table 5.1 Seat Belt Survey Summary Data

Study Year	Seat Belt Use			Child Safety Restraint Use	Motorcycle Helmet Use	Cell Phone Use
	Total	Drivers	Passengers			
2016	88.0%	88.2%	87.3%	NA	61.9%	9.1%
2015	86.6%	87.1%	84.8%	NA	59.6%	8.0%
2014	87.2%	87.1%	87.7%	NA	61.5%	6.7%
2013	84.7%	84.7%	84.0%	NA	73.9%	7.4%
2012	82.2%	82.6%	80.2%	75.0%	58.4%	6.2%
2011	82.9%	83.5%	80.6%	79.1%	58.0%	8.3%
2010	81.8%	82.3%	79.9%	78.0%	56.4%	6.6%
2009	80.8%	82.0%	75.4%	87.2%	69.3%	8.3%
2008	79.9%	81.4%	73.3%	80.1%	67.3%	8.1%
2007	80.9%	82.5%	72.7%	86.2%	74.6%	14.6%
2006	78.9%	79.4%	76.4%	88.4%	59.0%	NA

Source: Behavior Research Center and Preusser Research Group.