

# ***STATE OF ARIZONA HIGHWAY SAFETY PLAN***

**FISCAL YEAR 2007**

**(October 1, 2006 – September 30, 2007)**

*Prepared for:*

**THE UNITED STATES DEPARTMENT OF  
TRANSPORTATION**

**National Highway Traffic Safety Administration  
and  
Federal Highway Administration**

*Prepared by:*



**Janet Napolitano, Governor**

**Richard G. Fimbres, Director  
Governor's Highway Safety Representative  
Michael Hegarty, Deputy Director**

# Table of Contents

1.	Performance Plan -----	1
2.	Performance Goals -----	4
3.	Resources -----	6
4.	Statewide Overview and Data Summary -----	7
5.	Certifications and Assurances-----	33
6.	Accident Investigation Program Overview-----	42
7.	Accident Investigation Tasks-----	43
7.	Alcohol and Impaired Driving Program Overview-----	44
8.	Alcohol and Impaired Driving Tasks -----	48
9.	Emergency Medical Services Program Overview-----	51
10.	Emergency Medical Services Tasks-----	53
11.	Motorcycle Safety Program Overview-----	59
12.	Motorcycle Safety Tasks-----	60
13.	Occupant Protection Program Overview -----	61
14.	Occupant Protection Program Tasks -----	64
15.	Pedestrian/Bicycle Safety Program Overview -----	66
16.	Pedestrian/Bicycle Safety Tasks -----	68
17.	Planning and Administration Overview -----	70
18.	Planning and Administration Tasks -----	72

19.	Police Traffic Services Program Overview -----	73
20.	Police Traffic Services Tasks -----	75
21.	Roadway Safety Program Overview -----	83
22.	Roadway Safety Tasks -----	84
23.	School Bus Safety Program Overview-----	85
24.	School Bus Safety Tasks-----	86
25.	Traffic Records Program Overview -----	87
26.	Traffic Records Tasks-----	88
27.	Arizona Sliding Scale Rates-----	89
27.	Fiscal Program Areas-----	90

# Performance Plan

## Problem Identification Overview

**Mission Statement:** The Arizona Governor's Office of Highway Safety (GOHS) is the focal point for highway safety issues in Arizona. GOHS provides leadership by developing, promoting, and coordinating programs; influencing public and private policy; and increasing public awareness of highway safety.

**Highway Safety** means the reduction of traffic crashes, deaths, injuries, and property damage on public roads. The Arizona Highway Safety Plan (HSP) is developed through annual problem identification and analysis of traffic records, citations, convictions, judicial outcome, incarcerations, assessments, screening, treatment, prevention, and surveys.

Through the Director of the Governor's Office of Highway Safety, a channel of communication and understanding has been developed between the Governor's Office, the Legislature, state agencies, political subdivisions, and activist groups concerning all aspects of the statewide highway safety program.

Executive Order 2004-24 designates the GOHS as the State Highway Safety Agency (SHSA) and, as such, the appropriate agency to administer the HSP on behalf of the Governor.

One emphasis of the highway safety funding process is to provide "seed" money to develop effective programs that can become operational within a three-year period. If the program(s) are successful, the state or local jurisdiction will establish the program(s) as a permanent responsibility of the jurisdiction.

Problem identification involves the study of relationships between crashes and the characteristics of population, licensed drivers, registered vehicles, and vehicle miles traveled. Drivers can be classified into subgroups according to age, sex, etc. Vehicles can be divided into subgroups according to year, make, body style, etc. Roads can be divided into subgroups according to number of lanes, type of surface, political subdivision, etc. Crashes can be further analyzed in terms of the time, day of the week, month; age and sex of drivers; primary crash factors; and use of safety equipment.

Other factors also influence motor vehicle crashes and should be considered in conducting comparative analyses between jurisdictions. For example, variations in composition of population, modes of transportation, the highway system, economic conditions, climate, and the effective strength of law enforcement agencies can be influential. The selection of crash comparisons requires the exercise of judgment.

**Key Components of the Highway Safety Plan include:**

- **Alcohol and Other Drugs / Youth Enforcement (AL/YA)** - To reduce the number and severity of crashes in which alcohol and/or drugs are contributing factors.
- **Occupant Protection (OP)** - To increase the statewide seat belt, child safety seat and booster seat usage rate of motor vehicle occupants and to increase public information and education of the benefits of seat belt, child safety seat and booster seat usage.
- **Police Traffic Services (PT)** - To achieve and maintain compliance with traffic laws such as aggressive driving, speeding and red light running. Enforcement must be consistent, impartial and uniformly applied to all street and highway users.
- **Traffic Records (TR)** -To develop a comprehensive data processing system that brings together the engineering, enforcement, educational, medical, behavioral health, prosecution, judicial, correctional, and emergency response disciplines.
- **Emergency Medical Services (EM)** - To continue to support rural providers with emergency medical services (EMS) equipment.
- **Motorcycle, Bicycle, and Pedestrian Safety (MC/PS)** - To increase the public's awareness and understanding of and participation in motorcycle, bicycle and pedestrian safety.
- **Public Information and Education (PI&E)** – GOHS strives to have PI&E programs running throughout the year. GOHS produces printed materials that are available to the public and private sector. GOHS staff attends and participates in safety and health fairs throughout the year at locations throughout the state. The GOHS Director, Deputy Director and GOHS staff members speak at various events throughout the year. The GOHS Deputy Director has a media and journalism background which allows him to initiate and create media events throughout the year.
- **Roadway Safety (RS)** -To improve traffic conditions in identified corridors and local jurisdictions by funding minor traffic engineering improvements, correcting signing deficiencies and promoting safety programs.

**Features of the Highway Safety Plan include:**

- A working document that is revised throughout the year to accommodate unforeseen events and opportunities;
- A statewide overview and detailed summaries of traffic safety data as well as project/program descriptions, objectives, costs, and time frames;
- A plan that is operational during the federal fiscal year which commences October 1, 2006 and ends September 30, 2007;
- Traffic safety project activities and a budget for the allocation of resources;

- The opportunity by which the State is able to secure federal highway safety funds under the Safe, Accountable, Flexible, Efficient Transportation Equity Act – A Legacy for Users (SAFETEA-LU).

**Program/Project Development:**

During January of each year, a letter outlining the Proposal Process and priority areas is sent out to political subdivisions, state and non-profit agencies regarding the Governors' Office of Highway Safety's (GOHS) Proposal Process. All governmental and non-profit agencies are encouraged to take an active part in Arizona's Highway Safety Program. In addition to the written notification, the letter and Proposal Guide are posted on the GOHS website.

Proposals are due to the GOHS Phoenix Office on 1 April. Each proposal is date stamped, assigned a number and pertinent information is added to an Excel spreadsheet.

The GOHS Director, Deputy Director, Program Manager, Project Coordinators, DRE Operations Coordinator, and Occupant Protection Coordinator review each proposal and provide written comments in preparation of the Highway Safety Plan meeting.

The Highway Safety Plan meeting is held during June. This meeting is typically a multiple day meeting because each proposal is discussed and level of funding is determined. These discussions include the following evaluation criteria:

1. Is the proposal fundable?
2. Does the proposal address one or more of the priority areas identified in the Proposal Letter?  
Priority areas include those identified by NHTSA and the Governor.
3. Did the submitting agency follow the guidelines set forth in the Proposal Guide, i.e. did not exceed page count, provided statistical data, cover letter signed by agency CEO, etc.
4. Has the agency been included in the HSP before? If yes, how did they perform? Were narrative and financial reports completed in accordance with contractual requirements?
5. What is the status of the agency? Is the agency stable or is there significant internal turmoil and personnel turnover?
6. Political considerations.

It is the policy of GOHS to fund all proposals that meet the listed criteria. This ensures that the entire state is represented in the HSP.

Once funding levels are determined, the Program Manager assigns the Program Area, Project Coordinator and task number to each funded proposal. Project Coordinators then write their assigned tasks for inclusion in the HSP.

GOHS relies on the Arizona Department of Transportation, Motor Vehicle Division, Traffic Records Section for all crash related statistics.

## Arizona's 2007 Performance Goals

**Overall Goal - To reduce fatality rate per 100 million vehicle miles traveled from 2.01 in 2004 to 1.00 in 2008.**

**1. Occupant Protection-** To increase seat belt use from 94% in 2005 to 96% in 2007.

**2. Impaired Driving-** To reduce alcohol-related fatalities from 42% in 2005 to 37% in 2007.

To reduce the alcohol fatality rate of .78 in 2004 to .75 in 2007

**3. Police Traffic Services –** To reduce speed-related fatalities from 39% in 2005 to 35% in 2007.

**4. Traffic Records-** To increase the number of BAC reports for drivers involved in fatal crashes five percent in 2007.

**5. Pedestrian Safety-** To reduce pedestrian fatalities from 14% in 2004 to 12% in 2007.

**6. Motorcycle Safety-** To reduce motorcycle fatalities from 10% in 2005 to 8% in 2007.

# Arizona's 2007 Performance Goals

## The primary highway safety goals for Arizona are:

To decrease the fatality rate per 100 million vehicle miles traveled (VMT) from the base level of 2.01 in 2004 to 1.00 in 2008.

The percentage of increase of the total number of persons killed from the base level of 1,153 in 2004 should be less than the percentage of increase of VMT and population in 2008.

The percentage of increase of the total number of persons injured from the base level of 73,376 in 2004 should be less than the percentage of increase of VMT and population in 2008.

## Arizona Licensed Drivers, Motor Vehicle Registrations, and Crash History

Calendar Year	Total Crashes	Fatal Crashes	Injury Crashes	Property Damage Crashes	Total Persons Killed	Total Persons Injured	Total Licensed Drivers	Total Registered Vehicles
1992	89,862	703	36,024	53,137	811	58,496	2,653,409	2,820,431
1993	97,903	704	38,434	58,765	801	63,037	2,855,184	2,910,175
1994	106,728	796	41,809	64,123	906	68,872	2,631,218	2,786,435
1995	113,888	919	43,721	69,248	1,035	71,994	2,776,877	2,945,574
1996	112,964	858	43,314	68,792	995	71,807	3,127,080	3,187,190
1997	114,174	843	41,802	71,529	949	68,297	3,187,150	3,393,170
1998	120,293	858	43,348	76,087	980	70,828	3,282,828	3,683,891
1999	125,764	907	45,541	79,316	1,024	73,514	3,372,187	3,731,126
2000	131,368	892	47,485	82,992	1,037	76,626	3,497,208	3,983,860
2001	131,573	944	46,150	84,489	1,057	73,962	3,550,776	4,037,359
2002	134,228	984	46,209	87,045	1,132	74,235	3,668,704	4,162,219
2003	130,895	971	45,177	84,747	1,118	71,901	3,819,823	4,316,219
2004	138,353	992	46,613	90,748	1,153	73,376	3,923,395	5,638,799
2005	138,791	1,038	45,200	92,553	1,179	70,050	3,943,625	5,945,131

Sources: Arizona Department of Transportation, Motor Vehicle Division, Traffic Records Section.



# Resources

## Fiscal Year 2007

Funding resources are estimated during the Spring as the Highway Safety Plan is developed. The estimations are developed by using the previous year's allocated amounts. Actual amounts are obligated by Congress, may differ from the estimated amounts, and are relayed to the states in the late Fall. The amounts listed below are estimated as of the date this Highway Safety Plan was finalized.

	<b><u>HSP Funding Amounts</u></b>
<b><u>402 Funds</u></b>	
Estimated FY2007 Federal Funds Allocation	\$3,500,000.00

# **Statewide Overview and Data Summary**

Table 1 Five Year Trend for Selected Highway Safety Data

Table 2 Traffic Fatalities by County

Table 3 Summary of Statewide Commonly Reported Statistics

Table 4 Arizona Crash Facts

Arizona Fatality Rate Graph

Arizona Vehicle Miles Traveled Graph

Arizona Fatalities by Year Graph

Arizona Seat Belt Usage and Child Restraint Usage Graph

Detailed Statistics

**TABLE 1**

**Five Year Trend for Selected Highway Safety Data**  
**2001 – 2005**

<b>DATA ELEMENT</b>	<b>2001</b>	<b>2002</b>	<b>2003</b>	<b>2004</b>	<b>2005</b>	<b>% Change 2004 – 2005</b>
Fatality Rate per VMT*	2.08	2.17	2.10	2.01	1.97	-20%
Total Fatalities	1,057	1,132	1,118	1,151	1,179	2.43%
Total Urban Fatalities	495	489	432	551	558	1.27%
Total Rural Fatalities	552	630	686	600	599	-.2%
Total Alcohol-Related Fatalities	258	271	298	249	232	-6.8%
Total Alcohol-Related Injuries	6,880	6,644	6,213	6,187	5,746	-7.12%
<b>Occupant Fatalities - Percent Restrained</b>						
All Occupants	32%	29%	31%	32%	33%	3.12%
Occupants, age 16 - 20	14%	21%	25%	29%	28%	-3.57%
Infants, age 0 - 4	17%	28%	33%	40%	50%	25%
<b>Pedestrian/Bicycle/Motorcycle Fatalities</b>						
Total Pedestrian Fatalities	166	158	126	132	164	20.6%
Total Bicycle Fatalities	29	15	15	27	35	29.6%
Total Motorcycle Fatalities	75	95	111	119	146	22.7%
% Helmeted Motorcycle Operators	29%	24%	28%	29.2%	40%	37%
<b>Percentage of Fatal Crashes by Speed</b>						
35 - 40 MPH	24%	20%	22%	21%	24%	14.28%
60 + MPH	25%	23%	30%	31%	29%	-6.89%

\*Vehicle Miles Traveled = fatality rate per 100 million miles driven

\*\*Preliminary Data

Data Source: Arizona Department of Transportation, Traffic Records Section

**TABLE 2****Traffic Fatalities by County****2004– 2005**

<b>COUNTY</b>	<b>2004</b>	<b>2005</b>	<b>% Change</b>
<b>APACHE</b>			
<b>Total</b>	<b>54</b>	<b>31</b>	<b>-42.6%</b>
<b>COCHISE</b>			
<b>Total</b>	<b>53</b>	<b>47</b>	<b>-11.3%</b>
<b>COCONINO</b>			
<b>Total</b>	<b>58</b>	<b>61</b>	<b>5.2%</b>
<b>GILA</b>			
<b>Total</b>	<b>26</b>	<b>19</b>	<b>-26.9%</b>
<b>GRAHAM</b>			
<b>Total</b>	<b>10</b>	<b>8</b>	<b>-20%</b>
<b>GREENLEE</b>			
<b>Total</b>	<b>0</b>	<b>2</b>	<b>200%</b>
<b>LA PAZ</b>			
<b>Total</b>	<b>28</b>	<b>35</b>	<b>25%</b>
<b>MARICOPA</b>			
<b>Total</b>	<b>460</b>	<b>524</b>	<b>13.9%</b>
<b>MOHAVE</b>			
<b>Total</b>	<b>53</b>	<b>62</b>	<b>17%</b>
<b>NAVAJO</b>			
<b>Total</b>	<b>53</b>	<b>46</b>	<b>-13.2%</b>

<b>COUNTY</b>	<b>2004</b>	<b>2005</b>	<b>% Change</b>
<b>PIMA</b>			
<b>Total</b>	<b>147</b>	<b>137</b>	<b>-6.8%</b>
<b>PINAL</b>			
<b>Total</b>	<b>93</b>	<b>85</b>	<b>-8.6%</b>
<b>SANTA CRUZ</b>			
<b>Total</b>	<b>12</b>	<b>13</b>	<b>8.3%</b>
<b>YAVAPAI</b>			
<b>Total</b>	<b>79</b>	<b>72</b>	<b>-8.9%</b>
<b>YUMA</b>			
<b>Total</b>	<b>27</b>	<b>37</b>	<b>37%</b>
<b>GRAND TOTAL</b>	<b>1,153</b>	<b>1,179</b>	<b>2.3%</b>

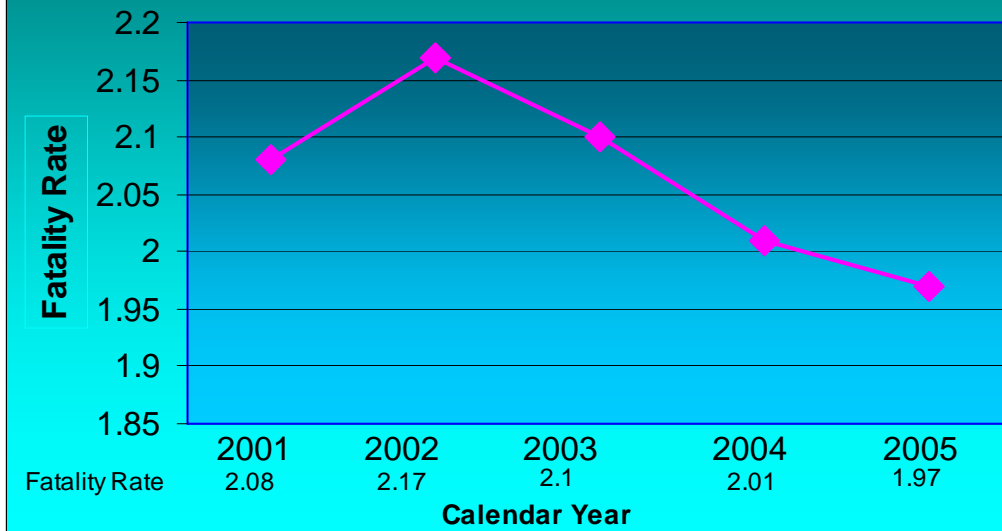
**Table 3**  
**Summary of Statewide Commonly Reported Statistics**

	<b>2001</b>	<b>2002</b>	<b>2003</b>	<b>2004</b>	<b>2005</b>
Population	5,319,895	5,472,750	5,629,870	5,833,685	6,044,985
Motor Vehicle Registrations	4,037,359	4,162,219	4,316,219	5,638,799	5,945,131
Licensed Drivers	3,550,766	3,668,704	3,819,823	3,923,395	3,943,625
Vehicle Miles Traveled (Millions)	50,860	52,014	53,345	57,417	59,796
Fatality Rate per VMT	2.08	2.17	2.10	2.01	1.97
Total Crashes	131,573	134,228	130,895	138,353	138,791
Total Injury Crashes	46,150	46,209	45,177	46,613	45,200
Total Fatal Crashes	944	984	971	992	1,038
Fatal Rate Per 100,000 Population	17.74	17.98	17.24	17.00	17.17
Total Injuries	73,962	74,230	71,901	73,376	70,050
Total Fatalities	1,057	1,132	1,118	1,153	1,179
Fatality Rate per 100,000 Population	19.87	20.68	19.86	19.76	19.50

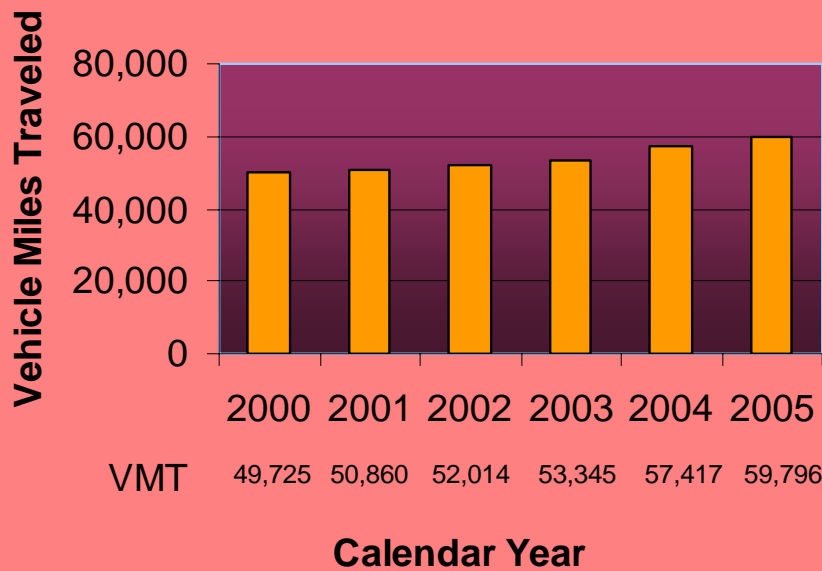
**TABLE 4****Arizona Crash Facts****2004 – 2005**

<b>CATEGORY</b>	<b>2004</b>	<b>2005</b>	<b>Percentage of Change</b>
Total Reported Crashes	138,353	138,791	.32%
Total Fatalities	1,153	1,179	2.43%
Total Injuries	73,376	70,050	-4.53%
Total Pedestrian Fatalities	136	164	20.6%
Total Pedestrian Injuries	1,568	1,468	-6.38%
Total Motorcyclist Fatalities	119	146	22.7%
Total Motorcyclist Injuries	2,456	2,453	-.012%
Total Bicyclist Fatalities	27	35	2.96%
Total Bicyclist Injuries	1,703	1,710	.41%
Millions of Vehicle Miles Traveled (VMT)	57,417	59,796	4.14%
Fatalities Per 100 Million VMT	2.01	1.97	-2%
Injuries Per 100 Million VMT	128	117	-8.6%

## GOVERNOR'S OFFICE OF HIGHWAY SAFETY ARIZONA FATALITY RATE



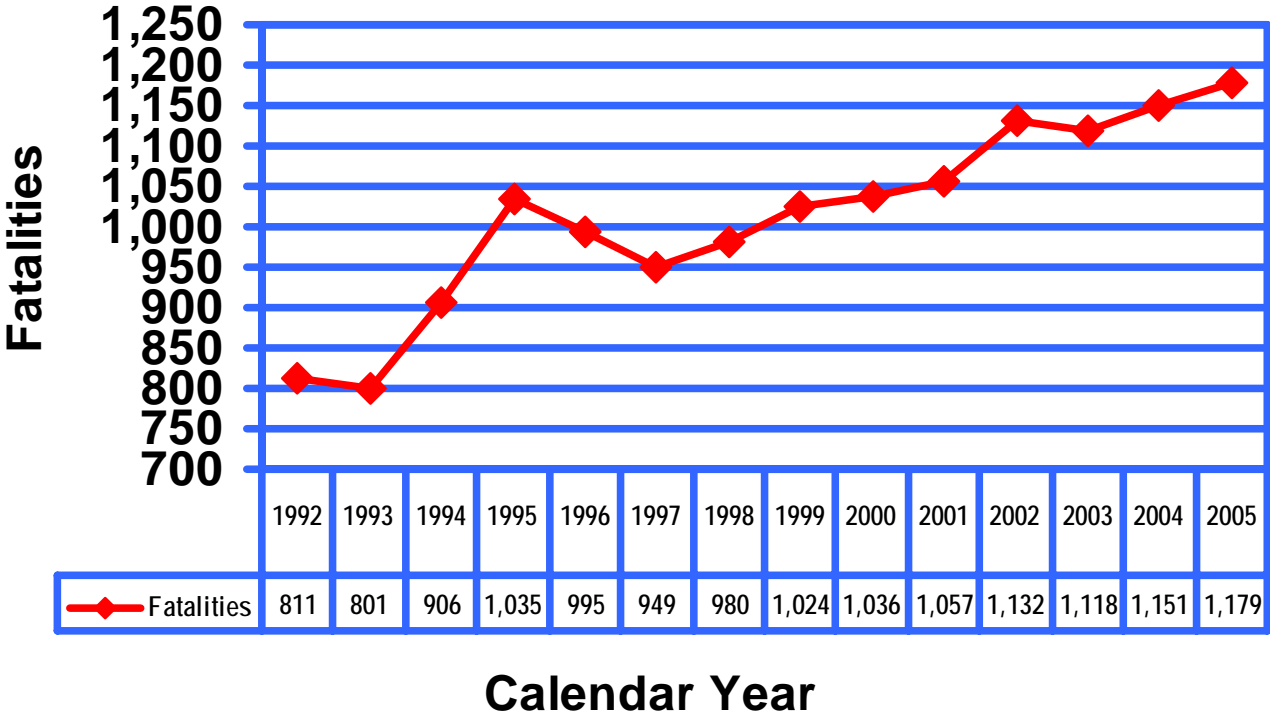
## Arizona Vehicle Miles Traveled



Source: Arizona Department of Transportation, Traffic Records Section



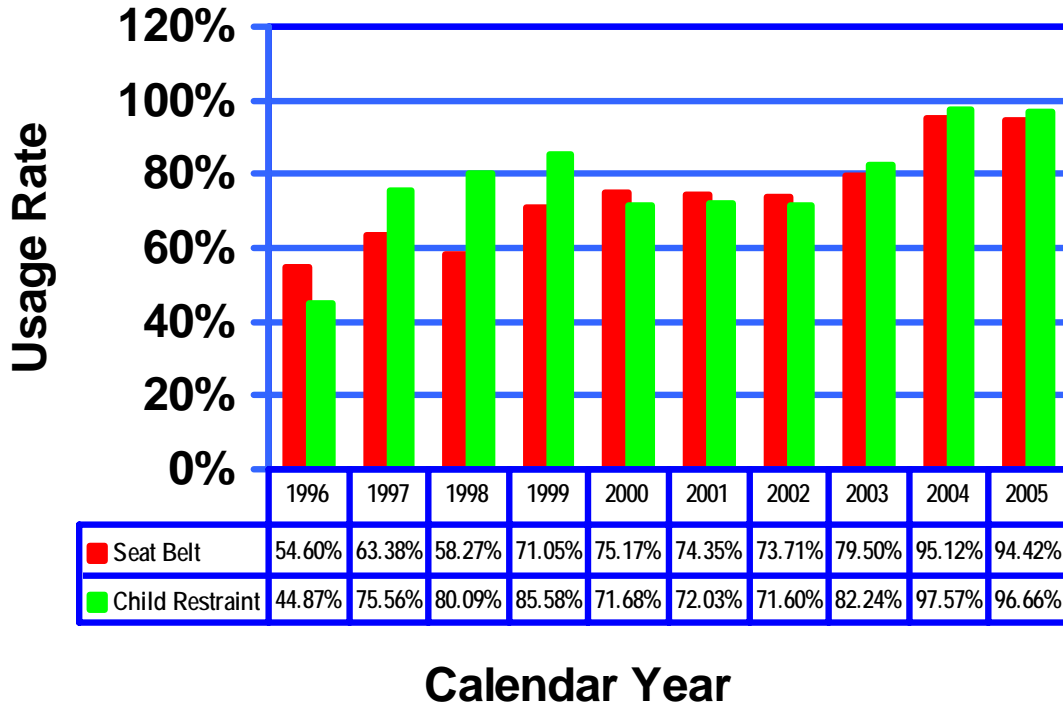
**Governor's Office of Highway Safety**  
**Arizona Motor Vehicle Traffic**  
**Fatalities by Year**



Source: Arizona Department of Transportation, Traffic Records Section

# Governor's Office of Highway Safety

## Arizona Seat Belt Usage and Child Restraint Usage



Source: CSI Santa Rita Research Center

# Highlights and Historical Trends

## 2005 Crash Overview

DESCRIPTION	QUANTITY	PERCENTAGE
Total Crashes	138,791	100.00%
Fatal Crashes	1,038	0.75%
Killed	1,179	not applicable
Injury Crashes	45,200	32.57%
Injured	70,050	not applicable
Property Damage	92,553	66.69%

## 2005 Crashes by Geographic Location

DESCRIPTION	QUANTITY	PERCENTAGE
<b>Total Crashes</b>	138,791	100.00%
<b>Urban Crashes</b>	115,599	83.29%
Fatal Crashes	517	.45%
Killed	558	not applicable
Injury Crashes	37,603	32.77%
Injured	57,575	not applicable
Property Damage	77,479	67.02%
<b>Rural Crashes</b>	23,210	16.72%
Fatal Crashes	521	2.24%
Killed	599	not applicable
Injury Crashes	7,602	32.75%
Injured	11,876	not applicable
Property Damage	15,087	65.0%

## 2005 Crash Description

DESCRIPTION	QUANTITY	PERCENTAGE
<b>Total Crashes</b>	138,791	100.00%
<b>Single Vehicle</b>	26,374	19.09%
Fatal Crashes	594	2.25%
Injury Crashes	9,705	36.8%
Property Damage	16,075	60.95%
<b>Multi-Vehicle</b>	112,417	81.0%
Fatal Crashes	444	0.39%
Injury Crashes	35,495	31.57%
Property Damage	76,478	68.03%

**2005 Safety Devices**

<b>DESCRIPTION</b>	<b>QUANTITY</b>	<b>PERCENTAGE</b>
<b>Total Impacted</b>	382,024	not applicable
<b><i>Drivers Total</i></b>	267,576	not applicable
<b><i>With Safety Device</i></b>	224,697	83.98%
Fatalities	236	not applicable
Injuries	14,866	not applicable
<b><i>Without Safety Device</i></b>	8,644	3.24%
Fatalities	279	not applicable
Injuries	2,580	not applicable
<b><i>Unknown</i></b>	17,684	not applicable
<b><i>Passengers Total</i></b>	14,448	not applicable
<b><i>With Safety Device</i></b>	102,298	89.38%
Fatalities	80	not applicable
Injuries	16,962	not applicable
<b><i>Without Safety Device</i></b>	6,556	5.73%
Fatalities	120	not applicable
Injuries	1,661	not applicable
<b><i>Unknown</i></b>	1,362	not applicable

**2005 Motor Vehicle and Driver Descriptions**

<b>DESCRIPTION</b>	<b>QUANTITY</b>	<b>PERCENTAGE</b>
<b>Total Crashes</b>	138,791	100.00%
<b>Total Vehicles</b>	266,923	100.00%
Passenger Cars	176,288	66.0%
Trucks	77,163	28.91%
Motorcycles	2,961	1.11%
Buses	1,280	0.48%
Other	9,231	3.46%

**2005 Alcohol Related Crashes**

<b>DESCRIPTION</b>	<b>QUANTITY</b>	<b>PERCENTAGE</b>
<b>Total Crashes</b>	7,616	100.00%
<b>Fatal Crashes</b>	211	2.77%
<i>Killed</i>	232	not applicable
<b>Injury Crashes</b>	3,398	44.62%
<i>Injured</i>	5,746	not applicable
<b>Property Damage</b>	4,007	52.61%

**2005 Pedestrian and Pedalcyclist Crashes**

<b>DESCRIPTION</b>	<b>QUANTITY</b>	<b>PERCENTAGE</b>
<b>Total Crashes</b>	138,791	100.00%
<b><i>Pedestrian Crashes</i></b>	1,577	1.14%
Fatal Crashes	156	9.89%
Killed	161	not applicable
Injury Crashes	1,311	83.13%
Injured	1,434	not applicable
Property Damage	110	6.97%
<b><i>Pedalcyclist Crashes</i></b>	2,009	1.45%
Fatal Crashes	35	1.74%
Killed	35	not applicable
Injury Crashes	1,700	84.62%
Injured	1,762	not applicable
Property Damage	274	13.69%

**2005 Motorcycle Crashes**

<b>DESCRIPTION</b>	<b>QUANTITY</b>	<b>PERCENTAGE</b>
<b>Total Crashes</b>	138,791	100.00%
<b><i>Motorcycle Crashes</i></b>	2,858	2.06%
Fatal Crashes	140	4.90%
Killed	150	not applicable
Injury Crashes	2,247	78.62%
Injured	2,638	not applicable
Property Damage	471	16.48%

## ARIZONA MOTOR VEHICLE TRAFFIC FATALITIES BY MONTH

						Urban	Rural	Total
Month	2000	2001	2002	2003	2004	2005	2005	2005
January	71	64	101	85	82	47	50	97
February	71	66	97	76	86	43	44	87
March	74	88	95	85	90	53	56	109
April	83	92	90	91	114	58	50	108
May	98	99	93	110	99	40	41	81
June	86	78	98	84	87	48	53	101
July	107	90	99	93	87	43	85	128
August	79	105	93	98	114	44	70	114
September	90	91	92	96	105	37	32	69
October	95	112	102	101	91	62	37	99
November	87	80	86	105	100	42	56	108
December	96	86	86	94	98	41	47	88
<b>Total</b>	<b>1,037</b>	<b>1,057</b>	<b>1,132</b>	<b>1,118</b>	<b>1,153</b>	<b>558</b>	<b>621</b>	<b>1,179</b>
VMT	2.08	2.08	2.17	2.10	2.01	1.32	3.55	1.97

## LICENSED DRIVERS, REGISTERED VEHICLES, POPULATION & VMT DATA

Year	Licensed Drivers	Registered Vehicles	Population	Vehicle Miles Traveled (Millions)
2000	3,497,208	3,983,860	5,130,632	49,725
2001	3,550,766	4,037,359	5,319,895	50,860
2002	3,668,704	4,162,219	5,472,750	52,014
2003	3,819,823	4,316,219	5,629,870	53,345
2004	3,923,395	5,638,799	5,833,685	57,417
2005	3,943,625	5,945,131	6,044,985	59,796

**Alcohol-Related Crashes**  
**2000 - 2005**

	<b>2000</b>	<b>2001</b>	<b>2002</b>	<b>2003</b>	<b>2004</b>	<b>2005</b>
<b>Crashes</b>	8,048	8,088	8,100	7,800	7,794	7,616
<b>Fatal Crashes</b>	219	227	237	253	218	211
<b>Injury Crashes</b>	3,969	3,881	3,766	3,587	3,598	3,398
<b>Property Damage</b>	3,860	3,980	4,097	3,960	4,178	4,007
<b>Fatalities</b>	266	258	274	298	249	232
<b>Injuries</b>	7,087	6,880	6,644	6,215	6,187	5,746

**Drinking Drivers Involved in Crashes**  
**2000 - 2005**

<b>AGE</b>	<b>2000</b>	<b>2001</b>	<b>2002</b>	<b>2003</b>	<b>2004</b>	<b>2005</b>
<b>15-18 years</b>	435	427	497	452	435	405
<b>19-20 years</b>	574	604	631	606	584	578
<b>21-24 years</b>	1,441	1,518	1,512	1,527	1,653	1,499
<b>25-34 years</b>	2,319	2,258	2,248	2,204	2,292	2,211
<b>35-44 years</b>	1,780	1,673	1,597	1,501	1,413	1,400
<b>45-54 years</b>	868	881	911	892	949	918
<b>55-64 years</b>	360	304	370	378	392	348
<b>65 and older</b>	196	240	208	160	125	358
<b>Unknown/ Not Reported</b>	188	323	250	198	270	0
<b>TOTAL</b>	<b>8,161</b>	<b>8,221</b>	<b>8,224</b>	<b>7,918</b>	<b>8,113</b>	<b>7,717</b>

Provided by the Arizona Department of Transportation, Traffic Records Section.

**Driver Fatalities with Known Alcohol Test Results in Arizona by County  
and the Drivers' Alcohol Test Results**  
2005

	ALCOHOL TEST RESULTS						TOTAL
	BAC = .00		BAC = 0.01-0.09		BAC = 0.10+		
	#	%	#	%	#	%	#
<b>COUNTY</b>							
Coconino County	1	50%	0	0%	1	50%	<b>2</b>
Maricopa County	92	53.5%	10	5.8%	70	40.7%	<b>172</b>
Pima County	32	61.5%	5	9.6%	15	28.9%	<b>52</b>
All Other Counties	51	56%	9	9.9%	31	34.1%	<b>91</b>
<b>TOTAL</b>	<b>176</b>	<b>55.5%</b>	<b>24</b>	<b>7.6%</b>	<b>117</b>	<b>36.9%</b>	<b>317</b>

**Driver Fatalities with Known Alcohol Test Results in Arizona by County  
and the Drivers' Alcohol Test Results**  
2004

	ALCOHOL TEST RESULTS						TOTAL
	BAC = .00		BAC = 0.01-0.09		BAC = 0.10+		
	#	%	#	%	#	%	#
<b>COUNTY</b>							
Coconino County	5	83.3%	1	16.7%	0	0.0%	<b>6</b>
Maricopa County	124	64.9%	16	8.3%	51	26.7%	<b>191</b>
Pima County	12	66.7%	0	0.0%	6	33.3%	<b>18</b>
All Other Counties	58	69.0%	5	6.0%	21	25.0%	<b>24</b>
<b>TOTAL</b>	<b>199</b>	<b>66.6%</b>	<b>22</b>	<b>7.4%</b>	<b>78</b>	<b>26.1%</b>	<b>299</b>



**Driver Fatalities with Known Alcohol Test Results in Arizona by County  
and the Drivers' Alcohol Test Results**  
2003

	ALCOHOL TEST RESULTS						TOTAL
	BAC = .00		BAC = 0.01-0.09		BAC = 0.10+		
	#	%	#	%	#	%	#
<b>COUNTY</b>							
Coconino County	1	50.0%	0	0.0%	1	50.0%	2
Maricopa County	127	58.5%	26	12.0%	64	29.5%	217
Pima County	15	60.0%	3	12.0%	7	28.0%	25
All Other Counties	51	64.6%	9	11.4%	19	24.1%	79
<b>TOTAL</b>	<b>194</b>	<b>60.1%</b>	<b>38</b>	<b>11.8%</b>	<b>91</b>	<b>28.2%</b>	<b>323</b>

**Driver Fatalities with Known Alcohol Test Results in Arizona by County  
and the Drivers' Alcohol Test Results**  
2002

	ALCOHOL TEST RESULTS						TOTAL
	BAC = .00		BAC = 0.01-0.09		BAC = 0.10+		
	#	%	#	%	#	%	#
<b>COUNTY</b>							
Coconino County	2	100.0%	0	0%	0	0%	2
Maricopa County	128	65.0%	13	6.6%	56	28.4%	197
Pima County	20	52.6%	3	7.9%	15	39.5%	38
All Other Counties	30	44.1%	7	10.3%	31	45.6%	68
<b>TOTAL</b>	<b>180</b>	<b>59.0%</b>	<b>23</b>	<b>7.5%</b>	<b>102</b>	<b>33.4%</b>	<b>305</b>

**Driver Fatalities with Known Alcohol Test Results in Arizona by County  
and the Drivers' Alcohol Test Results**  
2001

	ALCOHOL TEST RESULTS						TOTAL
	BAC = .00		BAC = 0.01-0.09		BAC = 0.10+		
	#	%	#	%	#	%	#
<b>COUNTY</b>							
Coconino County	2	3.3%	1	16.7%	3	50.0%	<b>6</b>
Maricopa County	122	56.5%	20	9.3%	74	34.3%	<b>216</b>
Pima County	12	66.7%	1	5.6%	5	27.8%	<b>18</b>
All Other Counties	38	61.3%	3	4.8%	21	33.9%	<b>62</b>
<b>TOTAL</b>	<b>174</b>	<b>57.6%</b>	<b>25</b>	<b>8.3%</b>	<b>103</b>	<b>34.1%</b>	<b>302</b>

**Driver Fatalities with Known Alcohol Test Results in Arizona by County  
and the Drivers' Alcohol Test Results**  
2000

	ALCOHOL TEST RESULTS						TOTAL
	BAC = .00		BAC = 0.01-0.09		BAC = 0.10+		
	#	%	#	%	#	%	#
<b>COUNTY</b>							
Coconino County	4	100.0%	0	0	0	0	<b>4</b>
Maricopa County	104	61.5%	14	8.3%	51	30.2%	<b>169</b>
Pima County	22	59.5%	2	5.4%	13	35.1%	<b>37</b>
All Other Counties	39	48.8%	8	10.0%	33	41.3%	<b>80</b>
<b>TOTAL</b>	<b>169</b>	<b>58.3%</b>	<b>24</b>	<b>8.3%</b>	<b>97</b>	<b>33.4%</b>	<b>290</b>

**Drivers Involved in Fatal Crashes by Alcohol Test Results**  
**(by Blood Alcohol Concentration (BAC))**  
**2000 - 2005**

<b>YEAR</b>	<b>.00</b>	<b>.01 - .07</b>	<b>.08+*</b>	<b>Unknown</b>	<b>Total</b>	<b>% .08+*</b>
2000	213	23	116	996	1,348	33.0%
2001	202	22	124	1,059	1,407	35.6%
2002	206	19	125	1,087	1,437	35.7%
2003	225	34	123	1,135	1,517	32.2%
2004	230	22	104	1,150	1,506	29.2%
2005	207	22	139	1,210	1,578	37.8%

\*  $\frac{\text{.08+}}{\text{Total Known}} = \% .08+$  (Unknown not used)

Total Known

Unknown = Combination of: Not Tested, Tested with Unknown Results, Unknown if Tested, and Refused Test

**15-20 Year Old Drivers Involved in Fatal Crashes by Alcohol Test Results**  
**(by Blood Alcohol Concentration (BAC))**  
**2000 - 2005**

<b>YEAR</b>	<b>.00</b>	<b>.01+**</b>	<b>Unknown</b>	<b>Total</b>	<b>% .01+**</b>
2000	27	19	123	169	41.3%
2001	28	15	145	188	34.9%
2002	30	18	139	187	37.5%
2003	30	14	125	169	31.8%
2004	35	20	151	206	36.4%
2005	35	22	153	210	38.6%

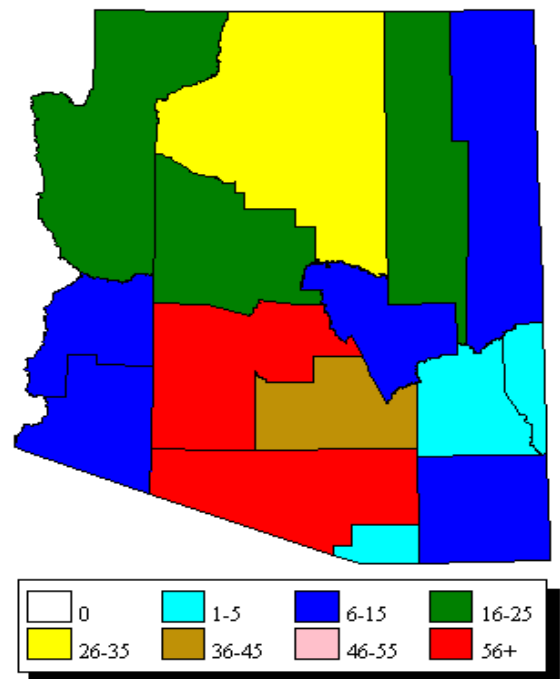
\*\*  $\frac{\text{.01+}}{\text{.00 + .01}} = \% .01+$  (Unknown not used)

Unknown = Combination of: Not Tested, Tested with Unknown Results, and Unknown if Tested



*Source: National Center for Statistics and Analysis*

Alcohol-Related Fatalities, by County, Arizona, 2005



***Average Time From Crash to EMS Arrival at Hospital\****  
***2000 - 2005***

<b>YEAR</b>	<b>MINUTES</b>	<b>% TIME UNKNOWN</b>
2000	55.4	97.7%
2001	49.7	96.1%
2002	49.0	92.8%
2003	81.5	93.9%
2004	50.3	95.0%
2005	56.7	71.8%

\* Unknown reliability due to limited reporting of EMS data

***Key Indicators of Data System Integrity\****  
***2000 - 2005***

<b>YEAR</b>	<b>% UNKNOWN DRIVER FATALITIES BY BAC</b>	<b>% UNKNOWN OCCUPANT RESTRAINT USE</b>	<b>% UNKNOWN TIME CRASH TO HOSPITAL</b>
2000	43.4%	15.2%	97.7%
2001	42.0%	10.9%	96.1%
2002	45.6%	18.4%	92.8%
2003	47.6%	15.4%	93.9%
2004	50.9%	14.9%	95.0%
2005	51.02%	14.1%	71.8%

\* Unknown reliability due to limited reporting of EMS data

Provided by the Arizona Department of Transportation, Traffic Records Section.

**Motorcycle Occupant Fatalities by Helmet Use\***  
**2000 - 2005**

<b>YEAR</b>	<b>USED</b>	<b>NOT USED</b>	<b>UNKNOWN USE</b>	<b>TOTAL</b>	<b>% USED</b>
2000	32	42	23	97	32.98%
2001	21	46	3	70	30.00%
2002	23	57	15	95	24.21%
2003	31	67	13	111	27.93%
2004	41	70	7	118	34.75%
2005	59	85	7	151	39.07%

\*Figures include 3 or 4 wheel ATVs and exclude mopeds, motor scooters, and mini-bikes.  
 Provided by the Arizona Department of Transportation, Traffic Records Section.

**Motorcycle Crashes\***  
**2000 - 2005**

	<b>2000</b>	<b>2001</b>	<b>2002</b>	<b>2003</b>	<b>2004</b>	<b>2005</b>
<b>Crashes</b>	2,138	2,042	2,299	2,402	2,652	2,865
<b>Fatalities</b>	97	75	95	111	119	150
<b>Injuries</b>	2,107	1,924	2,166	2,287	2,456	2,643

\*Figures include 3 or 4 wheel ATVs and exclude mopeds, motor scooters, and mini-bikes.  
 Provided by the Arizona Department of Transportation, Traffic Records Section.

**Occupant Fatalities / Age 16 - 20**  
**2000 - 2005**

<b>YEAR</b>	<b>USED</b>	<b>NOT USED</b>	<b>UNKNOWN USE</b>	<b>TOTAL</b>	<b>% USED</b>
2000	26	87	17	130	20.0%
2001	19	100	18	137	13.9%
2002	26	79	22	127	20.5%
2003	34	61	28	123	27.6%
2004	41	78	22	141	29.1%
2005	35	89	14	138	25.4%

Provided by the Arizona Department of Transportation, Traffic Records Section.

**Occupant Fatalities / Age 0 - 4**  
**2000 - 2005**

<b>YEAR</b>	<b>USED</b>	<b>NOT USED</b>	<b>UNKNOWN USE</b>	<b>TOTAL</b>	<b>% USED</b>
2000	9	17	3	29	31.0%
2001	4	12	3	19	21.05%
2002	4	8	2	14	28.57%
2003	6	6	2	14	42.86%
2004	4	6	0	10	40.0%
2005	2	9	2	13	15.45%

Provided by the Arizona Department of Transportation, Traffic Records Section.

**Urban/Rural Occupant Fatalities by Restraint Usage - All Ages**  
**2000 - 2005**

<b>YEAR</b>	<b>USED</b>	<b>NOT USED</b>	<b>UNKNOWN USE</b>	<b>TOTAL</b>	<b>% USED</b>
<b>2000</b>	145 Rural	304 Rural	91 Rural	540 Rural	26.9%
	96 Urban	112 Urban	32 Urban	240 Urban	40.0%
<b>Total</b>	<b>241</b>	<b>416</b>	<b>123</b>	<b>798</b>	<b>30.9%</b>
<b>2001</b>	158 Rural	259 Rural	77 Rural	494 Rural	32.0%
	91 Urban	156 Urban	44 Urban	291 Urban	31.3%
<b>Total</b>	<b>249</b>	<b>415</b>	<b>121</b>	<b>785</b>	<b>31.7%</b>
<b>2002</b>	136 Rural	277 Rural	111 Rural	524 Rural	25.9%
	133 Urban	149 Urban	58 Urban	340 Urban	39.1%
<b>Total</b>	<b>269</b>	<b>426</b>	<b>169</b>	<b>864</b>	<b>31.1%</b>
<b>2003</b>	175 Rural	281 Rural	124 Rural	586 Rural	29.9%
	104 Urban	123 Urban	53 Urban	280 Urban	37.1%
<b>Total</b>	<b>279</b>	<b>404</b>	<b>177</b>	<b>866</b>	<b>32.2%</b>
<b>2004</b>	171 Rural	293 Rural	84 Rural	548 Rural	31.2%
	145 Urban	226 Urban	63 Urban	434 Urban	39.4%
<b>Total</b>	<b>316</b>	<b>519</b>	<b>147</b>	<b>982</b>	<b>32.2%</b>
<b>2005</b>	142 Rural	262 Rural	93 Rural	497 Rural	28.6%
	168 Urban	258 Urban	49 Urban	475 Urban	35.4%
<b>Total</b>	<b>310</b>	<b>520</b>	<b>142</b>	<b>972</b>	<b>31.9%</b>

Provided by the Arizona Department of Transportation, Traffic Records Section.

**Occupant Fatalities by Restraint Usage - All Ages**  
**2000 – 2005**

<b>YEAR</b>	<b>USED</b>	<b>NOT USED</b>	<b>UNKNOWN USE</b>	<b>TOTAL</b>	<b>% USED</b>
2000	241	416	123	780	30.9%
2001	249	415	121	785	31.7%
2002	269	426	169	864	31.1%
2003	279	410	177	866	32.2%
2004	321	426	138	885	36.3%
2005	310	520	142	972	31.9

Provided by the Arizona Department of Transportation, Traffic Records Section.

**Results Annual Seat Belt Usage Survey**  
**2000 - 2006**

<b>GROUPS OBSERVED</b>	<b>2000</b>	<b>2001</b>	<b>2002</b>	<b>2003</b>	<b>2003*</b>	<b>2004</b>	<b>2005*</b>
All Drivers Seat Belt Use	74.99%	74.29%	73.99%	79.5%	86.00%	95.12%	94.42%
Front Seat Occupants Seat Belt Use	75.17%	74.35%	73.71%	79.46%	85.84%	95.28%	94.22%
Children Safety Restraint Use	71.68%	72.63%	71.60%	82.24%	89.69%	97.57%	96.66%
Motorcycles Helmet Use	39.01%	41.69%	43.50%	35.84%	44.85%	35.93%	57.52%

\*Post “Click It or Ticket” Survey - Source: CSI Santa Rita Research Center



**Pedestrian Crashes**  
**2000 - 2005**

	<b>2000</b>	<b>2001</b>	<b>2002</b>	<b>2003</b>	<b>2004</b>	<b>2005</b>
<b>Crashes</b>	1,654	1,601	1,608	1,595	1,629	1,579
<b>Fatalities</b>	132	159	158	126	136	161
<b>Injuries</b>	1,560	1,509	1,481	1,528	1,568	1,436

**Pedestrian Fatality Rates**  
**2000 - 2005**

<b>YEAR</b>	<b>NUMBER</b>	<b>RATE PER 100,000 POPULATION</b>
<b>2000</b>	132	2.57
<b>2001</b>	159	2.98
<b>2002</b>	158	2.89
<b>2003</b>	126	2.24
<b>2004</b>	136	2.33
<b>2005</b>	161	2.66

**Urban Pedestrian Fatalities by Non-Motorist Location**  
**2000 - 2005**

<b>YEAR</b>	<b>Intersection Crosswalk</b>	<b>Intersection Other</b>	<b>Intersection Unknown</b>	<b>Non- Intersection Crosswalk</b>	<b>Non- Intersection Other</b>	<b>Non- Intersection Unknown</b>
<b>2000</b>	12	17	6	1	66	2
<b>2001</b>	15	15	7	2	81	3
<b>2002</b>	19	14	3	1	71	1
<b>2003</b>	12	10	3	2	70	0
<b>2004</b>	11	12	5	1	58	4
<b>2005</b>	12	15	1	8	111	1

**Bicycle Crashes**  
**2000 - 2005**

	<b>2000</b>	<b>2001</b>	<b>2002</b>	<b>2003</b>	<b>2004</b>	<b>2005</b>
<b>Crashes</b>	2,200	1,993	1,893	1,874	2,001	2,015
<b>Fatalities</b>	25	29	15	15	27	35
<b>Injuries</b>	1,915	1,757	1,618	1,617	1,703	1,767

**Bicycle Fatalities by Contributing Factors (of Bicyclist)**  
**2001-2005**

<b>FACTOR</b>	<b>2001</b>	<b>2002</b>	<b>2003</b>	<b>2004</b>	<b>2005</b>
No contributing factor	7	5	3	6	8
Failure to yield right-of-way	8	4	4	7	5
Failure to obey traffic control device	3	2	2	3	1
Darting, running, or stumbling into road	3	1	2	4	6
Operating without required equipment	2	1	2	3	2
Failure to keep in proper lane or running off road	2	1	2	3	2
Unknown/Other	8	3	10	16	27
<b>TOTAL</b>	<b>33*</b>	<b>17*</b>	<b>25*</b>	<b>42</b>	<b>51</b>

\*Multiple factors for some bicyclists

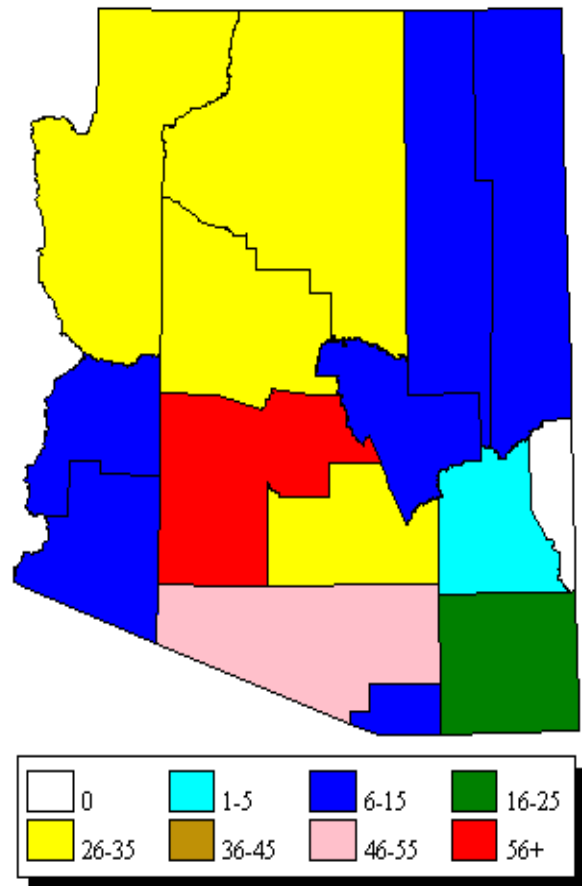
**Fatal Crashes by Posted Speed Limit**  
**2000 – 2005**

<b>Posted Speed</b>	<b>2000</b>	<b>2001</b>	<b>2002</b>	<b>2003</b>	<b>2004</b>	<b>2005</b>	<b>% of Total</b>
<b>25 and less</b>	41	50	58	43	52	57	5.5%
<b>30 to 40</b>	205	244	233	191	250	254	24.5%
<b>45 - 50</b>	199	194	202	220	237	232	22.4%
<b>55 - 60</b>	133	117	116	116	143	102	9.8%
<b>65 - 70</b>	90	94	117	143	148	141	13.6%
<b>75</b>	133	128	137	145	203	143	13.7%
<b>Not Stated</b>	91	117	121	113	117	109	10.5%
<b>Total</b>	892	944	984	971	1,150	1,038	100%



Source: National Center for Statistics and Analysis

Speeding Involved Crashes, Arizona, 2005  
Fatalities



# State Certifications and Assurances

Failure to comply with applicable Federal statutes, regulations and directives may subject State officials to civil or criminal penalties and/or place the State in a high risk grantee status in accordance with 49 CFR §18.12.

Each fiscal year the State will sign these Certifications and Assurances that the State complies with all applicable Federal statutes, regulations, and directives in effect with respect to the periods for which it receives grant funding. Applicable provisions include, but not limited to, the following:

- 23 U.S.C. Chapter 4 - Highway Safety Act of 1966, as amended;
- 49 CFR Part 18 - Uniform Administrative Requirements for Grants and Cooperative Agreements to State and Local Governments
- 49 CFR Part 19 - Uniform Administrative Requirements for Grants and Agreements with Institutions of Higher Education, Hospitals and Other Nonprofit Organizations
- 23 CFR Chapter II - (§§1200, 1205, 1206, 1250, 1251, & 1252) Regulations governing highway safety programs
- NHTSA Order 462-6C - Matching Rates for State and Community Highway Safety Programs
- Highway Safety Grant Funding Policy for Field-Administered Grants

## **Certifications and Assurances**

The Governor is responsible for the administration of the State highway safety program through a State highway safety agency which has adequate powers and is suitably equipped and organized (as evidenced by appropriate oversight procedures governing such areas as procurement, financial administration, and the use, management, and disposition of equipment) to carry out the program (23 USC 402(b) (1) (A));

The political subdivisions of this State are authorized, as part of the State highway safety program, to carry out within their jurisdictions local highway safety programs which have been approved by the Governor and are in accordance with the uniform guidelines promulgated by the Secretary of Transportation (23 USC 402(b) (1) (B));

At least 40 per cent of all Federal funds apportioned to this State under 23 USC 402 for this fiscal year will be expended by or for the benefit of the political subdivision of the State in

carrying out local highway safety programs (23 USC 402(b) (1) (C)), unless this requirement is waived in writing;

**The State will implement activities in support of national highway safety goals to reduce motor vehicle related fatalities that also reflect the primary data-related crash factors within the State as identified by the State highway safety planning process, including:**

- **National law enforcement mobilizations,**
- **Sustained enforcement of statutes addressing impaired driving, occupant protection, and driving in excess of posted speed limits,**
- **An annual statewide safety belt use survey in accordance with criteria established by the Secretary for the measurement of State safety belt use rates to ensure that the measurements are accurate and representative,**
- **Development of statewide data systems to provide timely and effective data analysis to support allocation of highway safety resources.**

**The State shall actively encourage all relevant law enforcement agencies in the State to follow the guidelines established for vehicular pursuits issued by the International Association of Chiefs of Police that are currently in effect.**

This State's highway safety program provides adequate and reasonable access for the safe and convenient movement of physically handicapped persons, including those in wheelchairs, across curbs constructed or replaced on or after July 1, 1976, at all pedestrian crosswalks (23 USC 402(b) (1) (D));

Cash drawdowns will be initiated only when actually needed for disbursement, cash disbursements and balances will be reported in a timely manner as required by NHTSA, and the same standards of timing and amount, including the reporting of cash disbursement and balances, will be imposed upon any secondary recipient organizations (49 CFR 18.20, 18.21, and 18.41). Failure to adhere to these provisions may result in the termination of drawdown privileges);

The State has submitted appropriate documentation for review to the single point of contact designated by the Governor to review Federal programs, as required by Executive Order 12372 (Intergovernmental Review of Federal Programs);

Equipment acquired under this agreement for use in highway safety program areas shall be used and kept in operation for highway safety purposes by the State; or the State, by formal agreement with appropriate officials of a political subdivision or State agency, shall cause such equipment to be used and kept in operation for highway safety purposes (23 CFR 1200.21);

The State will comply with all applicable State procurement procedures and will maintain a financial management system that complies with the minimum requirements of 49 CFR 18.20;

The State highway safety agency will comply with all Federal statutes and implementing regulations relating to nondiscrimination. These include but are not limited to: (a) Title VI of the Civil Rights Act of 1964 (P.L. 88-352) which prohibits discrimination on the basis of race, color

or national origin (and 49 CFR Part 21); (b) Title IX of the Education Amendments of 1972, as amended (20 U.S.C. §§ 1681-1683, and 1685-1686), which prohibits discrimination on the basis of sex; (c) Section 504 of the Rehabilitation Act of 1973, as amended (29 U.S.C. §794), which prohibits discrimination on the basis of handicaps (and 49 CFR Part 27); (d) the Age Discrimination Act of 1975, as amended (42U.S.C. §§ 6101-6107), which prohibits discrimination on the basis of age; (e) the Drug Abuse Office and Treatment Act of 1972 (P.L. 92-255), as amended, relating to nondiscrimination on the basis of drug abuse; (f) the comprehensive Alcohol Abuse and Alcoholism Prevention, Treatment and Rehabilitation Act of 1970 (P.L. 91-616), as amended, relating to nondiscrimination on the basis of alcohol abuse of alcoholism; (g) §§ 523 and 527 of the Public Health Service Act of 1912 (42 U.S.C. §§ 290 dd-3 and 290 ee-3), as amended, relating to confidentiality of alcohol and drug abuse patient records; (h) Title VIII of the Civil Rights Act of 1968 (42 U.S.C. §§ 3601 et seq.), as amended, relating to nondiscrimination in the sale, rental or financing of housing; (i) any other nondiscrimination provisions in the specific statute(s) under which application for Federal assistance is being made; and, (j) the requirements of any other nondiscrimination statute(s) which may apply to the application.

**The Drug-free Workplace Act of 1988(49 CFR Part 29 Sub-part F):**

The State will provide a drug-free workplace by:

- a) Publishing a statement notifying employees that the unlawful manufacture, distribution, dispensing, possession or use of a controlled substance is prohibited in the grantee's workplace and specifying the actions that will be taken against employees for violation of such prohibition;
- b) Establishing a drug-free awareness program to inform employees about:
  - 1) The dangers of drug abuse in the workplace.
  - 2) The grantee's policy of maintaining a drug-free workplace.
  - 3) Any available drug counseling, rehabilitation, and employee assistance programs.
  - 4) The penalties that may be imposed upon employees for drug violations occurring in the workplace.
- c) Making it a requirement that each employee engaged in the performance of the grant be given a copy of the statement required by paragraph (a).
- d) Notifying the employee in the statement required by paragraph (a) that, as a condition of employment under the grant, the employee will --
  - 1) Abide by the terms of the statement.
  - 2) Notify the employer of any criminal drug statute conviction for a violation occurring in the workplace no later than five days after such conviction.

- e) Notifying the agency within ten days after receiving notice under subparagraph (d) (2) from an employee or otherwise receiving actual notice of such conviction.
- f) Taking one of the following actions, within 30 days of receiving notice under subparagraph (d) (2), with respect to any employee who is so convicted -
  - 1) Taking appropriate personnel action against such an employee, up to and including termination.
  - 2) Requiring such employee to participate satisfactorily in a drug abuse assistance or rehabilitation program approved for such purposes by a Federal, State, or local health, law enforcement, or other appropriate agency.
- g) Making a good faith effort to continue to maintain a drug-free workplace through implementation of paragraphs (a), (b), (c), (d), (e), and (f) above.

### **BUY AMERICA ACT**

The State will comply with the provisions of the Buy America Act (23 USC 101 Note) which contains the following requirements:

Only steel, iron and manufactured products produced in the United States may be purchased with Federal funds unless the Secretary of Transportation determines that such domestic purchases would be inconsistent with the public interest; that such materials are not reasonably available and of a satisfactory quality; or that inclusion of domestic materials will increase the cost of the overall project contract by more than 25 percent. Clear justification for the purchase of non-domestic items must be in the form of a waiver request submitted to and approved by the Secretary of Transportation.

### **POLITICAL ACTIVITY (HATCH ACT).**

The State will comply with the provisions of 5 U.S.C. §§ 1501-1508 and implementing regulations of 5 CFR Part 151, concerning "Political Activity of State or Local Offices, or Employees".

### **CERTIFICATION REGARDING FEDERAL LOBBYING**

Certification for Contracts, Grants, Loans, and Cooperative Agreements

The undersigned certifies, to the best of his or her knowledge and belief, that:

(1) No Federal appropriated funds have been paid or will be paid, by or on behalf of the undersigned, to any person for influencing or attempting to influence an officer or employee of any agency, a Member of Congress, an officer or employee of Congress, or an employee of a Member of Congress in connection with the awarding of any Federal contract, the making of any

Federal grant, the making of any Federal loan, the entering into of any cooperative agreement, and the extension, continuation, renewal, amendment, or modification of any Federal contract, grant, loan, or cooperative agreement.

(2) If any funds other than Federal appropriated funds have been paid or will be paid to any person for influencing or attempting to influence an officer or employee of any agency, a Member of Congress, an officer or employee of Congress, or an employee of a Member of Congress in connection with this Federal contract, grant, loan, or cooperative agreement, the undersigned shall complete and submit Standard Form-LLL, "Disclosure Form to Report Lobbying," in accordance with its instructions.

(3) The undersigned shall require that the language of this certification be included in the award documents for all sub-award at all tiers (including subcontracts, subgrants, and contracts under grant, loans, and cooperative agreements) and that all subrecipients shall certify and disclose accordingly.

This certification is a material representation of fact upon which reliance was placed when this transaction was made or entered into. Submission of this certification is a prerequisite for making or entering into this transaction imposed by section 1352, title 31, U.S. Code. Any person who fails to file the required certification shall be subject to a civil penalty of not less than \$10,000 and not more than \$100,000 for each such failure.

### **RESTRICTION ON STATE LOBBYING**

None of the funds under this program will be used for any activity specifically designed to urge or influence a State or local legislator to favor or oppose the adoption of any specific legislative proposal pending before any State or local legislative body. Such activities include both direct and indirect (e.g., "grassroots") lobbying activities, with one exception. This does not preclude a State official whose salary is supported with NHTSA funds from engaging in direct communications with State or local legislative officials, in accordance with customary State practice, even if such communications urge legislative officials to favor or oppose the adoption of a specific pending legislative proposal.

### **CERTIFICATION REGARDING DEBARMENT AND SUSPENSION**

#### **Instructions for Primary Certification**

1. By signing and submitting this proposal, the prospective primary participant is providing the certification set out below.
2. The inability of a person to provide the certification required below will not necessarily result in denial of participation in this covered transaction. The prospective participant shall submit an explanation of why it cannot provide the certification set out below. The certification or explanation will be considered in connection with the department or agency's determination whether to enter into this transaction. However, failure of the prospective primary participant to



furnish a certification or an explanation shall disqualify such person from participation in this transaction.

3. The certification in this clause is a material representation of fact upon which reliance was placed when the department or agency determined to enter into this transaction. If it is later determined that the prospective primary participant knowingly rendered an erroneous certification, in addition to other remedies available to the Federal Government, the department or agency may terminate this transaction for cause or default.

4. The prospective primary participant shall provide immediate written notice to the department or agency to which this proposal is submitted if at any time the prospective primary participant learns its certification was erroneous when submitted or has become erroneous by reason of changed circumstances.

5. The terms *covered transaction, debarred, suspended, ineligible, lower tier covered transaction, participant, person, primary covered transaction, principal, proposal, and voluntarily excluded*, as used in this clause, have the meaning set out in the Definitions and coverage sections of 49 CFR Part 29. You may contact the department or agency to which this proposal is being submitted for assistance in obtaining a copy of those regulations.

6. The prospective primary participant agrees by submitting this proposal that, should the proposed covered transaction be entered into, it shall not knowingly enter into any lower tier covered transaction with a person who is proposed for debarment under 48 CFR Part 9, subpart 9.4, debarred, suspended, declared ineligible, or voluntarily excluded from participation in this covered transaction, unless authorized by the department or agency entering into this transaction.

7. The prospective primary participant further agrees by submitting this proposal that it will include the clause titled "Certification Regarding Debarment, Suspension, Ineligibility and Voluntary Exclusion-Lower Tier Covered Transaction," provided by the department or agency entering into this covered transaction, without modification, in all lower tier covered transactions and in all solicitations for lower tier covered transactions.

8. A participant in a covered transaction may rely upon a certification of a prospective participant in a lower tier covered transaction that it is not proposed for debarment under 48 CFR Part 9, subpart 9.4, debarred, suspended, ineligible, or voluntarily excluded from the covered transaction, unless it knows that the certification is erroneous. A participant may decide the method and frequency by which it determines the eligibility of its principals. Each participant may, but is not required to, check the list of Parties Excluded from Federal Procurement and Non-procurement Programs.

9. Nothing contained in the foregoing shall be construed to require establishment of a system of records in order to render in good faith the certification required by this clause. The knowledge and information of a participant is not required to exceed that which is normally possessed by a prudent person in the ordinary course of business dealings.

10. Except for transactions authorized under paragraph 6 of these instructions, if a participant in a covered transaction knowingly enters into a lower tier covered transaction with a person who is proposed for debarment under 48 CFR Part 9, subpart 9.4, suspended, debarred, ineligible, or voluntarily excluded from participation in this transaction, in addition to other remedies available to the Federal Government, the department or agency may terminate this transaction for cause or default.

Certification Regarding Debarment, Suspension, and Other Responsibility Matters-Primary Covered Transactions

(1) The prospective primary participant certifies to the best of its knowledge and belief, that its principals:

(a) Are not presently debarred, suspended, proposed for debarment, declared ineligible, or voluntarily excluded by any Federal department or agency;

(b) Have not within a three-year period preceding this proposal been convicted of or had a civil judgment rendered against them for commission of fraud or a criminal offense in connection with obtaining, attempting to obtain, or performing a public (Federal, State or local) transaction or contract under a public transaction; violation of Federal or State antitrust statutes or commission of embezzlement, theft, forgery, bribery, falsification or destruction of record, making false statements, or receiving stolen property;

(c) Are not presently indicted for or otherwise criminally or civilly charged by a governmental entity (Federal, State or Local) with commission of any of the offenses enumerated in paragraph (1)(b) of this certification; and

(d) Have not within a three-year period preceding this application/proposal had one or more public transactions (Federal, State, or local) terminated for cause or default.

(2) Where the prospective primary participant is unable to certify to any of the Statements in this certification, such prospective participant shall attach an explanation to this proposal.

Instructions for Lower Tier Certification

1. By signing and submitting this proposal, the prospective lower tier participant is providing the certification set out below.

2. The certification in this clause is a material representation of fact upon which reliance was placed when this transaction was entered into. If it is later determined that the prospective lower tier participant knowingly rendered an erroneous certification, in addition to other remedies available to the Federal government, the department or agency with which this transaction originated may pursue available remedies, including suspension and/or debarment.

3. The prospective lower tier participant shall provide immediate written notice to the person to which this proposal is submitted if at any time the prospective lower tier participant learns that

its certification was erroneous when submitted or has become erroneous by reason of changed circumstances.

4. The terms *covered transaction, debarred, suspended, ineligible, lower tier covered transaction, participant, person, primary covered transaction, principal, proposal, and voluntarily excluded*, as used in this clause, have the meanings set out in the Definition and Coverage sections of 49 CFR Part 29. You may contact the person to whom this proposal is submitted for assistance in obtaining a copy of those regulations.

5. The prospective lower tier participant agrees by submitting this proposal that, should the proposed covered transaction be entered into, it shall not knowingly enter into any lower tier covered transaction with a person who is proposed for debarment under 48 CFR Part 9, subpart 9.4, debarred, suspended, declared ineligible, or voluntarily excluded from participation in this covered transaction, unless authorized by the department or agency with which this transaction originated.

6. The prospective lower tier participant further agrees by submitting this proposal that it will include the clause titled "Certification Regarding Debarment, Suspension, Ineligibility and Voluntary Exclusion -- Lower Tier Covered Transaction," without modification, in all lower tier covered transactions and in all solicitations for lower tier covered transactions. (See below)

7. A participant in a covered transaction may rely upon a certification of a prospective participant in a lower tier covered transaction that it is not proposed for debarment under 48 CFR Part 9, subpart 9.4, debarred, suspended, ineligible, or voluntarily excluded from the covered transaction, unless it knows that the certification is erroneous. A participant may decide the method and frequency by which it determines the eligibility of its principals. Each participant may, but is not required to, check the List of Parties Excluded from Federal Procurement and Non-procurement Programs.

8. Nothing contained in the foregoing shall be construed to require establishment of a system of records in order to render in good faith the certification required by this clause. The knowledge and information of a participant is not required to exceed that which is normally possessed by a prudent person in the ordinary course of business dealings.

9. Except for transactions authorized under paragraph 5 of these instructions, if a participant in a covered transaction knowingly enters into a lower tier covered transaction with a person who is proposed for debarment under 48 CFR Part 9, subpart 9.4, suspended, debarred, ineligible, or voluntarily excluded from participation in this transaction, in addition to other remedies available to the Federal government, the department or agency with which this transaction originated may pursue available remedies, including suspension and/or debarment.

*Certification Regarding Debarment, Suspension, Ineligibility and Voluntary Exclusion -- Lower Tier Covered Transactions:*


1. The prospective lower tier participant certifies, by submission of this proposal, that neither it nor its principals is presently debarred, suspended, proposed for debarment, declared ineligible,

or voluntarily excluded from participation in this transaction by any Federal department or agency.

2. Where the prospective lower tier participant is unable to certify to any of the statements in this certification, such prospective participant shall attach an explanation to this proposal.

### **ENVIRONMENTAL IMPACT**

The Governor's Representative for Highway Safety has reviewed the State's Fiscal Year 2006 highway safety planning document and hereby declares that no significant environmental impact will result from implementing this Highway Safety Plan. If, under a future revision, this Plan will be modified in such a manner that a project would be instituted that could affect environmental quality to the extent that a review and statement would be necessary, this office is prepared to take the action necessary to comply with the National Environmental Policy Act of 1969 (42 USC 4321 et seq.) and the implementing regulations of the Council on Environmental Quality (40 CFR Parts 1500-1517).



---

Richard G. Fimbres, Director  
Governor's Highway Safety Representative

August 31, 2006  
Date

# **Program Overview**

## **ACCIDENT INVESTIGATION**

The Overview for this Program is included in the Police Traffic Services and Roadway Safety Program Overviews.

## Accident Investigation

### **Task 1 Fredonia Marshal's Office – Selective Traffic Enforcement Program**

Federal funds will support Capital Outlay (one (1) Accident Investigation Mapping System - \$9,500.00, one (1) Panasonic Tough Book Laptop Computer - \$3,500.00 and one (1) HP LaserJet 4240N Printer - \$1,000.00). Total - \$14,000.00

Project Coordinator: LM

### **Task 2 GOHS - Program Support**

Program support will include coordination of activities and projects outlined in the Highway Safety Plan, coordination of interagency program activities, development and facilitation of public information and education projects, and providing status reports and updates on project activity to the Governor's Highway Safety Representative / GOHS Director and the NHTSA Regional Headquarters. Additionally, program support will include monitoring project activity, preparing and maintaining project documentation, and evaluating task accomplishments. Funding will be provided for Personnel Services including Overtime, Employee Related Expenses, Professional and Outside Services, In-State/Out-Of-State Travel, Capital Outlay Equipment, Materials and Supplies, and Other Operating Expenses Total - \$49,000.

Project Coordinator: PA

### **Task 3 Phoenix Police Department – Vehicular Crimes Unit (VCU)**

Federal Funds will support In-State Travel for training purposes - \$10,000.00, Out-of-State Travel for training purposes - \$6,000.00, one (1) Crash Data Retrieval (CDR) System – \$4,000.00, and one (1) Vericom Braking System - \$4,000.00. Total - \$24,000.00

Project Coordinator: LM

### **Task 4 Sierra Vista Police Department – Selective Traffic Enforcement Program**

Federal funds will support Capital outlay (one (1) AIMS system Total - \$18,000.00).

Project Coordinator: TR

### **Task 5 Tempe Police Department – Vehicular Crimes Unit (VCU)**

Federal Funds will support Out-of-State Travel for training purposes - \$7,340.00 and Capital Outlay (one (1) LCD Projector - \$2,200.00, one (1) Visual Statement Software Update Animation Update - \$195.00 and four (4) Visual Statement Software Updates FX2 Update – 4 @ \$395.00 each. Total - \$11,315.00

Project Coordinator: LM

# Program Overview

## ALCOHOL AND IMPAIRED DRIVING PROGRAM

### POLICY AND LEGISLATION

- Administrative License Revocation  
Status: A.R.S. §28-1385
- Zero Tolerance for Drivers Under Age 21  
Status: A.R.S. §4-244(34), §4-246(B), §13-701, §13-707, §13-801, §13-802
- State Law on .08 BAC (Reduced from .10)  
Status: A.R.S. 28-1381.A.2
- Graduated Driver's License  
Status: A.R.S. §28-3153, §28-3154, §28-3155, §28-3174
- Open Container Law  
Status: A.R.S. §4-251
- Repeat Intoxicated Driver  
Status: A.R.S. §9-499.07, §11-456, §28-1381, §28-1383, §28-1387
- State Law on Extreme DUI of .15 BAC and higher  
Status: A.R.S. §28-1382
- Ignition Interlock  
Status: A.R.S. §28-1381, §28-1383, §28-1464
- Minor Liquor Consumption – Violation is class 2 misdemeanor for person under age 21 to have in the body any spirituous liquor, except if consumed for bona fide medicinal purpose or as integral part of religious exercise  
Status: A.R.S. §4-244(40)

### ORGANIZATIONAL PRACTICES

- Frequent sobriety checkpoints with strong community awareness  
Status: Statewide / Ongoing

- Multi-agency DUI task force enforcement programs supported with aggressive media activity and community awareness  
Status: Statewide / Ongoing
- School-based programs such as Grad/Prom Night – Students Against Destructive Decisions (SADD) and Drug Impairment Training for Educational Professionals (DITEP).  
Status: Statewide / Ongoing
- Youth enforcement programs targeting alcohol sales to minors and keg parties attended by underage drinkers  
Status: Programs include:
  - Mesa Police Department Youth Alcohol Squad
  - Phoenix Police Department Youth Alcohol Squad
  - Tucson Police Department Youth Alcohol Squad
  - Pima County Sheriff's Office
  - Arizona Department of Liquor Licenses and Control
  - Statewide DUI Task Forces
  - Office of Juvenile Justice and Delinquency Program (OJJDP) Enforcement and Education of Underage Drinking Laws
- Training for judges and prosecutors on DUI law issues  
Status: Training is coordinated by GOHS. Instructors include judges, the Arizona Supreme Court, the Arizona Prosecuting Attorney's Advisory Council (APAAC), officers, criminalists, and representatives from NHTSA, FHWA, Federal Motor Carrier, and highway safety advocates.
- Police training in DUI detection, drug evaluation and classification, phlebotomy, and standardized field sobriety tests  
Status: Training is ongoing statewide through GOHS, police agencies, and / or the Arizona Peace Officers Standards and Training Board (AZPOST)
- Spanish Language Training for Law Enforcement  
Status: Ongoing statewide

We added an additional Project Coordinator to the Tucson office. This Project Coordinator has over 26-years of law enforcement experience and is recognized as a subject matter expert in traffic enforcement and program development. His primary assignment is to deliver the Spanish language training for officers throughout the state. This program was designed specifically for the law enforcement profession. It teaches officers how to conduct an impaired driver investigation entirely in the Spanish language. We deliver two separate courses, a five-day 40-hour program and an intensive ten-day 100-hour course. Officers learn how to administer the NHTSA standardized field sobriety tests, ask investigatory questions and proceed with an impaired driver investigation entirely in Spanish. The program also educates participants regarding the issues



concerning Latino motorists and their disproportionate representation in fatal and injury collisions.

The majority of Arizona's police departments do not provide their officers with a Spanish version of an agency's impaired driver report form. Subsequently, many officers must translate the form during the course of an impaired driver investigation, often at the scene of a stop. This increases the propensity for errors in the translation and diminishes the quality of the investigation. GOHS is working with police departments to create a universally acceptable impaired driver report form in Spanish that contains the NHTSA standardized field sobriety tests, investigatory questions and instructions on the use of such a report form.

- Impaired Driver Training for Law Enforcement

Status: On-going statewide.

A Phoenix Police Department officer is assigned full-time to GOHS as Arizona's DRE Operations Coordinator. His tasks include overseeing and coordinating all aspects of Arizona's DRE Program, Phlebotomy Program, DUI Task Forces, DITEP, SFSTs, and reporting of statistics for Holiday DUI Task Forces.

- Impaired Driver Assessment

Status: Assessment was completed in May 2005. One of the primary recommendations was to have a Traffic Records Assessment. The assessment is now complete and we are incorporating the recommendations of the assessment team into the everyday practices of this office.

- Alcohol training programs for servers and sellers of alcohol

Status: Server training is not mandatory by state statutes; however, it is mandated through Arizona Department of Liquor Licenses and Control's regulations

- Program for drivers with high BAC

Status: ARS, Chapter 4, "Driving Under the Influence", addresses this issue  
Extreme DUI §28-1382A BAC .15 or higher

- Young adult drinking and driving program

Status: Activities being implemented include:

- Prevention and intervention programs designed to create changes in drinking and driving behavior patterns
- University based programs such as SADD, Safe Rides, parent education meetings, and youth conferences
- Designated driver program (bars, restaurants, hotels, mass media)
- Alternative transportation programs (Care Cab, Tippy Taxi, Safe Rides)
- Host education (Party Planners, etc.)
- Sobriety checkpoints
- Arizona/Mexico Border – development of public information campaign targeting university students

- Identification and allocation of public and/or private sector resources

## **COALITIONS AND NETWORKS**

- Community coalitions that support activities to stop impaired driving  
Status: GOHS provides administrative and financial support to these organizations:
  - Mothers Against Drunk Driving (MADD)
  - Students Against Destructive Decisions (SADD)
  - Statewide DUI Task Forces
- Arizona Institutions for Higher Education  
Status: Statewide / Ongoing
- Northern Arizona University, Arizona State University and University of Arizona  
Status: Statewide / Ongoing
- Employer coalitions promoting alcohol and traffic safety issues  
Status: Statewide / Ongoing

## **COMMUNITY INFORMATION AND EDUCATION**

- Drunk and Drugged Driving Prevention Month (3D Month) and other public information activities  
Status: Statewide / Ongoing
- Drunk Driving. Over the Limit. Under Arrest  
Status: GOHS is an active participant of the NHTSA-developed national public information campaigns
- Holiday Campaigns  
Status: GOHS continues to implement innovative campaigns such as “Don’t let these lights silent your night.” for the Christmas Holiday, the newspaper insert for the Sunday paper one week prior to Labor Day Weekend, and the “DUI? Expect the Max” campaign.

## Alcohol and Other Drugs

### **Task 1      Arizona Students Against Destructive Decisions – Enhancement of Educational Youth Programs**

Federal funds will support Personnel Services (one Internship and Coordinator's Services), Professional and Outside Services for SADD's state-wide conference, In-State Travel, Out-of-State Travel for conferences and site visits, Materials and Supplies for schools, newsletter reproduction, conferences and leadership retreat, Other Expenses including postage and phone service and Capital Outlay equipment (one (1) copy machine).

Project Coordinator: SH

### **Task 2      Arizona Emergency Nurses Association–Traffic Safety Program**

Federal funds will support Travel in State for injury prevention training and Materials and Supplies (public information and education materials and bicycle helmets) to conduct traffic safety programs throughout the State of Arizona.

Project Coordinator: SH

### **Task 3      Arizona State Capitol Police – Selective Traffic Enforcement Program**

Federal Funds will support Capital Outlay (one (1) fully equipped unmarked patrol vehicle - \$40,000.00 and one (1) portable radar trailer – 21,919.10). **Total - \$61,919.10**

Project Coordinator: LM

### **Task 4      Camp Verde Marshal's Office – Selective Traffic Enforcement Program**

Federal funds will support Capital Outlay (two (2) in car video systems \$10,800.00).

Project Coordinator: TR

### **Task 5      Coolidge Police Department – Selective Traffic Enforcement Program**

Federal funds will support Capital Outlay (one (1) fully equipped enforcement vehicle with one (1) speed detection device, one (1) in-car video system, and emergency equipment - \$40,000.00).

Project Coordinator: TR

**Task 6 GOHS – Annual Training Summit for Law Enforcement, Prosecutors and Judges**

To provide funding for Professional and Outside Services, In-State / Out-of-State Travel to attend training conferences and workshops, Materials and Supplies, Other Expenses (rental equipment), and Capital Outlay.

Project Coordinator: DM

**Task 7 GOHS - Program Support**

Program support will include coordination of activities and projects outlined in the Highway Safety Plan, coordination of interagency program activities, development and facilitation of public information and education projects, and providing status reports and updates on project activity to the Governor’s Highway Safety Representative / GOHS Director and the NHTSA Regional Headquarters. Additionally, program support will include monitoring project activity, preparing and maintaining project documentation, and evaluating task accomplishments. Funding will be provided for Personnel Services including Overtime, Employee Related Expenses, Professional and Outside Services, In-State/Out-Of-State Travel, Capital Outlay Equipment, Materials and Supplies, and Other Operating Expenses -\$58,000.

Project Coordinator: MM

**Task 8 GOHS– Spanish Immersion Support**

Federal funds will support Professional and Outside Services, In-State/Out-Of-State Travel, Capital Outlay Equipment, Materials and Supplies Materials and Supplies for the ten-day Spanish immersion course and the five-day basic Spanish language class.-\$120,000.

Project Coordinator: MM

**Task 9 Maricopa County Attorney’s Office – Paralegal**

Federal funds will support Personnel Services and ERE (employee related expenses) at 50% (third year) for one (1) Paralegal that specializes in the prosecution of vehicular crimes. - \$24,625.00

Project Coordinator: LM

**Task 10 Phoenix Police Department – Liquor “Hotspot” Task Force**

Federal funds will support Capital Outlay (two (2) Laptop Computers - \$3,000.00 each, two(2) Nextel Radio/Cell Phones - \$600.00 each., one (1) Alco Sensor IV PBT - \$750.00 and one (1) Nikon 10-22 x 50 Binoculars - \$300.00). Total - \$8,250.00

Project Coordinator: LM

**Task 11 Phoenix Prosecutor's Office**

Federal funds will support Capital Outlay (one (1) High Volume Scanner - \$5,000.00, twenty (20) Color Printers - \$650.00 ea., twenty (20) Secured Printer Casing - \$300.00 ea.) and Materials and Supplies (toner and paper - \$2,000.00). Total - \$26,000.00

Project Coordinator: LM

**Task 12 Pinetop-Lakeside Police Department – Selective Traffic Enforcement Program**

Federal funds will support Personnel Services (overtime).

Project Coordinator: TR

**Task 13 Sedona Police Department – Selective Traffic Enforcement Program**

Federal funds will support Capital Outlay (two (2) in-car video systems with back IR cameras \$10,000.00).

Project Coordinator: TR

**Task 14 Tucson Police Department – Impaired Driver Enforcement Program**

Federal funds will support Personnel Services (Overtime), Employee Related Expenses, \$75,000 and Materials and Supplies (PI&E) \$10,000 for the impaired driver enforcement program.

Project Coordinator: MM

**Task 15 Yuma Police Department – Selective Traffic Enforcement Program**

Federal funds will support Capital Outlay (one (1) fully equipped enforcement vehicle with one (1) speed detection, one (1) in-car video system, emergency equipment and related materials and supplies-\$40,000.

Project Coordinator: MM

# Program Overview

## **EMERGENCY MEDICAL SERVICES**

### **POLICY AND LEGISLATION**

- State EMS authority responsible for overall planning, development of EMS systems, and certification of personnel and training  
Status: Statutory / Statewide

### **ORGANIZATIONAL PRACTICES**

- All emergency rescue personnel meet recommended state-established training standards  
Status: Statutory / Statewide
- All emergency rescue vehicles meet state equipment standards  
Status: Statutory / Statewide
- Available rescue resources with extrication equipment  
Status: Ongoing evaluation of system/resources
- First responder training available to fire department personnel, law enforcement, school and public work employees, and volunteers  
Status: Statewide / Ongoing
- Established trauma registry as well as EMS rescue and activity data  
Status: Statutory / Statewide
- Communication system capable of on-line medical direction and transmission of real-time patient data  
Status: Ongoing evaluation of system/resources
- Quality improvement throughout the EMS system  
Status: Ongoing evaluation of system/resources

### **COALITIONS AND NETWORKS**

- Coalitions such as the EMS Injury Control Coalition and the Safe Kids Coalition to promote motor vehicle related injury prevention through education  
Status: Statewide / Ongoing

- Collaborative working relationship with law enforcement and the State Highway Safety Office  
Status: Statewide / Ongoing

## **COMMUNITY INFORMATION AND EDUCATION**

- Public information supporting National EMS Week in May  
Status: GOHS coordinates activities through state and local agencies
- Public information about preventing injuries, occupant protection, how to access the EMS system, and what to do until help arrives  
Status: GOHS coordinates activities through state and local agencies

## Emergency Medical Services

### **Task 1        Buckskin FD – Extrication Equipment**

Federal funds will support Capital Outlay Equipment (One (1) compact duo pump- \$7,785.25, one (1) cutter -\$4,906.75, one (1) spreader- \$5,353.25 and hoses for extrication equipment).

Project Coordinator: SH

### **Task 2        Camp Verde Fire District –Extrication Equipment**

Federal funds will support Capital Outlay Equipment (one (1) Mobile Light Tower Unit - \$13,773.00 and Professional and Outside Services for three fire fighters to attend car seat certification training). Twenty (20) car seats will be provided by GOHS.

Project Coordinator: SH

### **Task 3        Chloride Fire Department – Extrication Equipment**

Federal funds will support Capital Outlay Equipment ( Amkus Extrication Set (Small/Combination including; one (1) power unit -\$4,900.00, one (1) spreader -\$4,000.00, one (1) cutter -\$3,100.00 and hoses -\$1,000.00)

Project Coordinator: SH

### **Task 4        Clarkdale Fire Department – Extrication Equipment**

Federal funds will support Capital Outlay Equipment (one (1) long ram, - \$4,015.00, one (1) short ram - \$3,160.00, ram support - \$318.00 and cribbing materials - \$1,507.00).

Project Coordinator: SH

### **Task 5        Daisy Mountain Fire Department – Extrication Equipment**

Federal funds will support Capital Outlay Equipment (Air Bag Lifting Set - \$5,000.00, Hydraulic Rabbit Tool - \$3,000.00, LED Lights - \$2,500.00 and Hydraulic Hoses -\$1,600.00.

Project Coordinator: SH



**Task 6 Eagar Fire Department – Extrication Equipment**

Federal funds will support Capital Outlay Equipment (one combo cutter/spreader -\$4,700.00, one (1) power unit -\$7,000.00, Hurst Ram \$2,350.00, RAM extension kit \$610.00, hand pump \$1,300.00, multi-tool manifold -\$878.00 and two (2) hoses \$830.00, twin hose -\$977.00).

Project Coordinator: SH

**Task 7 Flagstaff Fire Department –Extrication Equipment**

Federal funds will support Capital Outlay Equipment (one (1) hand operated combination-tool - \$4,554.00).

Project Coordinator: SH

**Task 8 Florence Fire Department–Extrication Equipment**

Federal funds will support Capital Outlay Equipment (one (1) cutter -\$3,895.00, one (1) spreader -\$5,995.00, one (1) power unit -\$5,295.00, coupling package -\$150.00, one (1) RAM \$1,795.00, one (1) RAM extension \$127.00 and an extrication hose -\$2,100.00).

Project Coordinator: SH

**Task 9 Fountain Hills Fire Department–Extrication Equipment**

Federal funds will support Capital Outlay Equipment (Res-Q-Jack/Stabilization Kit- \$5,930.37 and extrication cribbing blocks -\$ 1,219.80).

Project Coordinator: SH

**Task 10 Gila Bend Fire Department–Extrication Equipment**

Federal funds will support Capital Outlay Equipment (One (1) hydraulic power unit - \$14,592.56, one (1) spreader -\$2,193.43, one (1) cutter 2,548.161 and two (2) RAMs \$3,380.00).

Project Coordinator: SH

**Task 11 GOHS - Program Support**

Program support will include coordination of activities and projects outlined in the Highway Safety Plan, coordination of interagency program activities, development and facilitation of public information and education projects, and providing status reports and updates on project activity to the Governor’s Highway Safety Representative / GOHS Director and the NHTSA Regional Headquarters. Additionally, program support will include monitoring project activity, preparing and maintaining project documentation, and evaluating task accomplishments. Funding will be provided for Personnel Services including Overtime, Employee Related

Expenses, Professional and Outside Services, In-State/Out-Of-State Travel, Capital Outlay Equipment, Materials and Supplies, and Other Operating Expenses -\$55,000.

Project Coordinator: SH

**Task 12 GOHS – Red Badge Program Support**

Federal funds will support Professional and Outside Services, In-State/Out-of-State Travel, Capital Outlay Equipment, and Materials and Supplies Materials to expand the Red Badge Program.

Project Coordinator: TR

**Task 13 Golden Valley Fire Department –Extrication Equipment**

Federal funds will support Capital Outlay Equipment (One (1) cutter -\$3,022.00, one spreader - \$3,022.00, one mini pump - \$2,735.75, one (1) mini Honda Power Unit - \$4,207.00, one (1) extension hose -\$307.00, one (1) chain package - \$292.00, one (1) telescopic RAM \$2,433.75, one (1) crash kit -\$513.00, and two (2) RAMs \$3,302.00).

Project Coordinator: SH

**Task 14 Green Valley Fire Department–Extrication Equipment**

Federal funds will support Capital Outlay Equipment (one (1) air bag lifting set -\$5,077.00, one (1) Spreader Quick Adjust Chain Package - \$725.00, one (1) Power Unit -\$6,145.00, two (2) RAMs -\$3,790.00 with RAM Accessory Kit -\$475.00, Advanced Rescue System Stabilization Bars -\$1,195.00 and one (1) Petrogen Cutting Torch Heavy Rescue Outfit -\$1,755.00). Program

Coordinator: SH

**Task 15 Kingman Fire Department–Extrication Equipment**

Federal funds will support Capital Outlay Equipment (One (1) combination tool with power unit and hoses -\$9,450.00 and an airbag set – \$10,550.00.)

Project Coordinator: SH

**Task 16 Mayer Fire District –Extrication Equipment**

Federal funds will support Capital Outlay Equipment (one (1) power plant -\$5,050.00, one (1) spreader -\$5,995.00, one (1) cutter -\$3,395.00 and two sets of extension hose -\$860.00 and taxes and shipping).

Project Coordinator: SH

**Task 17 Mount Elden Lookout Road Fire District–Extrication Equipment**

Federal funds will support Capital Outlay Equipment (one (1) cutter -\$4,906.75, one (1) spreader -\$5,353.25, one (1) power unit-\$7,785.25 and two (2) hoses -\$1,482.00).

Project Coordinator: SH

**Task 18 Nogales Fire Department–Extrication Equipment**

Federal funds will support Capital Outlay Equipment (One (1) Light Tower - \$ 8,586.00, one (1) cutter -\$4,146.00, one (1) spreader -\$4,925.00, one (1) mini cutter -\$2,315, one (1) power unit - \$6,843.00, one (1) RAM - \$2,214.00 and one (1) RAM extension -\$564.00).

Project Coordinator: SH

**Task 19 Northwest Fire District – Extrication Equipment**

Federal funds will support Capital Outlay Equipment (One (1) power unit - \$3918.00 , one (1) spreader -\$4096.59, one (1)cutter - \$3496.02 , one (1) telescoping ram -\$2541.48, one (1) hose \$596.59 and one (1) power reel -\$1602.84).

Project Coordinator: SH

**Task 20 Oracle Fire Department Extrication Equipment**

Federal funds will support Capital Outlay Equipment (Three (3) lifting airbags -\$4,289.00).

Project Coordinator: SH

**Task 21 Page Fire Department – Extrication Equipment**

Federal funds will support Capital Outlay Equipment (two (2) mini cutters -\$5,049.50).

Project Coordinator: SH

**Task 22 Pinetop Fire Department – Extrication Equipment**

Federal funds will support Capital Outlay Equipment (one (1) cutter -\$4,348.15, one (1) spreader -\$5,353.25, one (1) power unit -\$2,968.75 and one (1) hose -\$741.00).

Project Coordinator: SH

**Task 23 Sedona Fire Department – Extrication Equipment**

Federal funds will support Capital Outlay Equipment (one (1) cutter -\$2,800.00, one (1) spreader -\$4,300.00, one (1) power unit -\$4,000.00, one (1) extended RAM -\$3,000.00 and two (2) hoses -\$1,200.00).

Project Coordinator: SH

**Task 24 Show Low Fire Department – Extrication Equipment**

Federal funds will support Capital Outlay Equipment (one (1) cutter -\$3,850.00, one (1) spreader -\$ 5,995.00, one (1) Power Plant -\$6,145.00, two (2) RAMs -\$3,890.00, Spreader Quick-Adjust Chain Package -\$725.00, four (4) Mounting Brackets for Tools and two (2) hoses -\$860.00).

Project Coordinator: SH

**Task 25 Summit Fire Department – Extrication Equipment**

Federal funds will support Capital Outlay Equipment (one (1) cutter -\$4,906.75, one (1) spreader -\$5,353.25, one (1) DUO Pump -\$7785.25, two (2) hoses -\$1,482.00, one (1) RAM -\$4,071.70, one (1) RAM support -\$275.00).

Project Coordinator: SH

**Task 26 Taylor Fire and Emergency Medical Services– Extrication Equipment**

Federal funds will support Capital Outlay Equipment (One (1) Power Unit -\$6,625.00, three (3) hoses -\$1,170, three (3) RAMs -\$6,600.00, airbag lifting set -\$3,795.00 and an air bag control package -\$2,025.00).

Project Coordinator: SH

**Task 27 Three Points Fire Department – Extrication Equipment**

Federal funds will support Capital Outlay Equipment (three (3) SAR utility buckets -\$210.00, one (1) 10 ton rescue kit - \$2,819.00, two (2) air hammer kits-\$1,300.00, one (1) vehicle stabilization kit - \$2,735.00, one (1) rescue saw kit, \$1,953, two (2)rescue chain packages \$1,830.00, SKED-EVAC CSR kit - \$3,267.00).

Project Coordinator: SH

**Task 28 Tombstone Volunteer Fire Department – Extrication Equipment**

Federal funds will support Capital Outlay Equipment (Two (2) Hydraulic RAMs \$4,200.00, one (1) Rescue 42 CTC Strut Truck Kit \$2,495.00, one (1) Ajax air hammer super duty rescue kit - \$1,895.00, two (2) 10 lb sledge hammers -\$98.00, two (2) 36" hooligan tools - \$320.00 and two (2) O’Connell rescue support plates -\$700.00).

Project Coordinator: SH

**Task 29 Truxton Fire Department – Extrication Equipment**

Federal funds will support Capital Outlay Equipment ( Amkus Extrication Set (Small/Combination including; one (1) power unit -\$4,900.00, one (1) spreader -\$4,000.00, one (1) cutter -\$3,100.00 and hoses -\$1,000.00)

Project Coordinator: SH

# Program Overview

## MOTORCYCLE SAFETY

### **POLICY AND LEGISLATION**

- Motorcycle Safety Fund  
Status: A.R.S. §28-2010 (effective August 22, 2002)  
Fund to be administered by GOHS Director in consultation with Motorcycle Safety Advisory Council
- Law/ordinance requiring helmet for all riders (Universal Helmet Law)  
Status: Arizona has a motorcycle helmet usage law for drivers under age 18

### **ORGANIZATIONAL PRACTICES**

- Enforcement of requirement for motorcycle license endorsement and proper helmet use  
Status: Statewide / Ongoing
- Community motorcycle safety education available for new riders  
Status: Statewide / Ongoing
- Enforcement of impaired driving laws for motorcyclists  
Status: Statewide / Ongoing

### **COALITIONS AND NETWORKS**

- Coalition of law enforcement, medical/healthcare, injury prevention, education, and safety personnel to promote proper helmet usage  
Status: Statewide / Ongoing
- Statewide Motorcycle Safety Advisory Council  
Status: GOHS Director is administrator of Motorcycle Safety Fund in consultation with Motorcycle Safety Advisory Council. These funds are earmarked for public information and education activities statewide.

### **COMMUNITY INFORMATION AND EDUCATION**

- Public information promoting licensing, motorcycle safety, dangers of impaired riding, and proper helmet usage  
Status: Statewide / Ongoing

## **Motorcycle Safety**

### **Task 1            GOHS – Motorcycle Assessment**

Federal funds will support Professional and Outside Services, In-State/Out-Of-State Travel, Materials and Supplies, and Other Expenses (rental equipment) to conduct a Motorcycle Assessment.

Project Coordinator: AC

# Program Overview

## OCCUPANT PROTECTION

### POLICY AND LEGISLATION

- Standard (primary) safety belt law/ordinance  
Status: Secondary Enforcement Law (A.R.S. §28-909)  
Revised in 2002 to cover all passengers under the age of 16 years in any seating position  
Pursuing primary seat belt law in 2007 Legislative Session
- Upgraded child passenger safety laws  
Status: Primary Enforcement Law (A.R.S. §28-907)
- Pick-up truck safety legislation (riding of passengers in the beds of pick-up trucks)  
Status: Legislation has been introduced and supported in two legislative sessions, but, to date, has failed

### ORGANIZATIONAL PRACTICES

- Birthing hospital policy requiring child safety seat usage for discharged newborns  
Status: A.R.S. §28-907(H)
- One Phoenix Police Department officer is assigned fulltime to GOHS as Arizona's Occupant Protection Coordinator. This officer is bilingual, a certified CSS technician and instructor.  
Status: On-going statewide. This individual is currently increasing the number of certified CSS technicians and instructors with a focus on rural communities. In addition, the Children Are Priceless Passengers Program is being expanded with a focus on rural communities. All of these programs are available in English and Spanish.

This statute states as follows:

*“Before the release of any newly born child from a hospital, the hospital, in conjunction with the attending physician, shall provide the parents of the child with a copy of this section and information with regard to the availability of loaner or rental programs for child passenger restraint devices that may be available in the community where the child is born.”*



- Regular targeted occupant protection activities for low usage groups such as children (ages 0-4), teen drivers, etc. through enforcement, education and public awareness activities.  
Status: Statewide / Ongoing
- Occupant protection checkpoints and clinics on correct use of child safety seats  
Status: Statewide / Ongoing Community low and no cost child safety seat program  
Status: Statewide / Ongoing
- 157(B) Grant to conduct seat belt usage enforcement waves to increase seat belt use throughout Arizona  
Status: Statewide / Partnerships with 18 law enforcement agencies. Since the inception in 2000, more than 165,000 citations have been issued; 47,699 for seat belt violations and 7,021 for child seat violations.
- 2003(B) Grant to establish "pilot" offender program for those receiving citations under A.R.S. §28-907  
Status: Partnership with eleven (11) hospitals in four (4) counties, city and municipal courts, and law enforcement agencies issuing citations in their respective jurisdictions to provide child safety seats, if needed, along with instruction on correct installation. In FY2007, this program will continue to be expanded to rural counties.

## **COALITIONS AND NETWORKS**

- Coalitions such as SafeKids and Arizona Emergency Nurses promoting child safety seat issues  
Status: Statewide / Ongoing
- Partnerships with 11 hospitals statewide and more than 25 sports teams, businesses and civic organizations in child safety seat and booster seat training and seat distribution  
Status: Statewide / Ongoing
- Booster seats distributed to agencies with child safety seat certified technicians  
Status: Statewide / Ongoing. Approximately 3,500 seats are distributed to low income families, CPS classes are conducted statewide and more than 400 technicians have been trained.

## **COMMUNITY INFORMATION AND EDUCATION**

- Public information for "National Child Passenger Safety Week" in February and "Buckle Up America Week" in May  
Status: GOHS is an active participant in the NHTSA-developed national public information campaigns such as "Click It or Ticket" in May 2006.

- More than 100 public awareness and education events on law enforcement activities to increase and maintain high safety belt and child safety seat use levels  
Status: Statewide / Ongoing to include both English and Spanish
- Correct usage workshops and clinics for child safety seats  
Status: Statewide / Ongoing

## Occupant Protection

### **Task 1            Chandler Fire Department**

Federal funds will support Personnel Services (overtime) and Employee Related Expenses for personnel to conduct child safety seat check programs.

Project Coordinator: AC

### **Task 2            Coconino County Health Department**

Federal funds will support Travel In-state/Out-of-State for attendance at occupant protection programs and seminars.

Project Coordinator: AC

### **Task 3            Cottonwood Fire Department**

Federal funds will support Personnel Services (overtime) and Employee Related Expenses for personnel to conduct child safety seat check programs.

Project Coordinator: AC

### **Task 4            Drexel Heights Fire District**

Project Coordinator: AC

### **Task 5            GOHS – Annual Seat Belt Survey**

Federal funds will support Professional and Outside Services to conduct the Annual Seat Belt Survey.

Project Coordinator: AC

### **Task 6            GOHS – Public Safety Days at the Fair**

Federal funds will support Professional and Outside Services, Materials and Supplies, and Other Expenses (equipment rental) for the two-day event.

Project Coordinator: AC

**Task 7            GOHS – Occupant Protection Program Support**

Federal funds will support Professional and Outside Services, Travel In-State/Out-of-State, Materials and Supplies, Other Expenses (equipment rental), and Capital Outlay Equipment to support Arizona’s Occupant Protection Program. Expenses will include but not be limited to child safety seats, booster seats, CAPP instructor fees, Occupant Protection Coordinator travel, non-GOHS personnel travel, and printed materials.

Project Coordinator: AC

**Task 8            Phoenix Fire Department – Child Safety Seat Program**

Federal funds will support Personnel Services (overtime), Employee Related Expenses, Travel Out-of-State, and Capital Outlay to support a child safety seat fitting station and community child safety seat check events.

Project Coordinator: AC

**Task 9            Phoenix Police Department – Buckle-Up Baby Program**

Federal funds will support Materials and Supplies (postage and printed materials) and Other Expenses (1-800 phone line) to support Arizona’s 1-800-505-BABY Program.

Project Coordinator: AC

**Task 10          Phoenix Police Department – Arizona’s Occupant Protection Coordinator**

Federal funds will support Personnel Services including Overtime and Employee Related Expenses. To provide funding for Personnel Services including overtime and Employee Related Expenses for one officer to be assigned fulltime to GOHS as Arizona’s Occupant Protection Coordinator.

Project Coordinator: AC

# Program Overview

## PEDESTRIAN/BICYCLE SAFETY

### **POLICY AND LEGISLATION**

- Bicycle helmet law/ordinance  
Status: Arizona does not have bicycle helmet law legislation; however, several cities have enacted bicycle helmet usage ordinances.

### **ORGANIZATIONAL PRACTICES**

- Enforcement of pedestrian crosswalk, bicycle, and right-of-way laws/ordinances  
Status: Statewide / Ongoing
- Comprehensive school-based pedestrian and bicycle safety education programs  
Status: Statewide / Ongoing
- Bicycle helmet distribution programs  
Status: Limited / Distribution through GOHS and various law enforcement agencies
- Use of pedestrian and bicycle highway design/operation standards  
Status: Statewide / Ongoing
- Participation in the "Walk Your Children to School" yearly campaign  
Status: Statewide / Ongoing
- Implementation of SRST (Safe Routes to School) and participation with Statewide Coordinator  
Status: Statewide/Ongoing
- Participation in Maricopa Association Governments' (MAG) and Pima Association of Governments' (PAG) Transportation Safety Committee - Statewide Pedestrian Safety Plan  
Status: Statewide/Ongoing
- Participation in Governor's Traffic Safety Advisory Council (GTSAC) - School-Based Initiatives for Safe Mobility  
Status: Statewide/Ongoing

## **COALITIONS AND NETWORKS**

- Coalitions such as pedestrian/bicycle coalitions, EMS injury control coalitions, SafeKids, Arizona Emergency Nurses, and AAA and Injury Fee Coalition for Kids of Phoenix to promote pedestrian and bicycle safety  
Status: Statewide / Ongoing

## **COMMUNITY INFORMATION AND EDUCATION**

- Public information for "Bicycle Safety Month" in May, "Back to School Pedestrian Safety Month" in September  
Status: Statewide / Ongoing
- Public information for school zone and crosswalk safety  
Status: Statewide / Ongoing
- Public information about older adults and impaired pedestrians  
Status: Limited / GOHS is working with various agencies and organizations to develop public information materials.

## **Pedestrian and Bicycle Safety**

### **Task 1 Arizona Department of Transportation – Public Education Campaign**

Federal funds will support Materials and Supplies (Public Information and Educational Materials) for a statewide safety awareness campaign. - \$60,000

Project Coordinator: LM

### **Task 2 Arizona Department of Transportation – Bicycle/Pedestrian Workshop**

Federal funds will support Professional and Outside Services - \$15,000.00.

Project Coordinator: LM

### **Task 3 GOHS - Program Support**

Program support will include coordination of activities and projects outlined in the Highway Safety Plan, coordination of interagency program activities, development and facilitation of public information and education projects, and providing status reports and updates on project activity to the Governor's Highway Safety Representative / GOHS Director and the NHTSA Regional Headquarters. Additionally, program support will include monitoring project activity, preparing and maintaining project documentation, and evaluating task accomplishments. Funding will be provided for Personnel Services including Overtime, Employee Related Expenses, Professional and Outside Services, In-State/Out-Of-State Travel, Capital Outlay Equipment, Materials and Supplies, and Other Operating Expenses - \$66,000.00

Project Coordinator: LM

### **Task 4 Phoenix Street Transportation Department – School Crossing Guard Safety**

Federal funds will support Materials and Supplies (safety vests, safety hats and DVD replications). - \$7,500.00

Project Coordinator: LM

### **Task 5 Phoenix Street Transportation Department – Halloween/Pedestrian Safety Packets**

Federal funds will support Materials and Supplies (public information and educational materials) targeted toward young children in relation to pedestrian safety. - \$7,500.00

Project Coordinator: LM

**Task 6 Prescott Alternative Transportation – Safe Routes to School Program (SRTS)**

Federal funds will support Professional and Outside Services - \$3,800, Materials and Supplies - \$350.00 and Other Expenses - \$850.00. **Total \$5,000.00**

**Task 7 Tucson Police Department – Pedestrian and Bicycle Education and Enforcement Campaign**

Federal fund will support Personnel Services (overtime) and Employee Related Expenses to support an education and enforcement campaign in the City of Tucson.

Project Coordinator: MM



# Program Overview

## **PLANNING AND ADMINISTRATION**

The Planning and Administration program area includes those activities and costs necessary for the overall management and operations of the Arizona Governor's Office of Highway Safety (GOHS).

The Director of the Governor's Office of Highway Safety is responsible for Arizona's Highway Safety Program and serves as the Governor's Highway Safety Representative. As the Governor's representative, the GOHS Director participates in activities that impact the highway safety programs and policies nationwide.

### **GOHS STAFF ACTIVITIES INCLUDE:**

- Identifying the state's most significant traffic safety problems
- Prioritizing problems and developing methods for the distribution of funds
- Developing the annual Highway Safety Plan (HSP)
- Selecting individual projects to be funded
- Developing planned projects
- Monitoring projects
- Evaluating project accomplishments
- Preparing a variety of program and project reports
- Conducting project audits
- Directing the Highway Safety Legislative Program
- Increasing public awareness and community support
- Participating in various highway safety committees and task forces
- Generally promoting and coordinating traffic safety in Arizona

### **GOALS AND PERFORMANCE MEASURES**

It is the goal of the Planning and Administration Program to provide the management, supervision, and support services for the activities necessary to operate the Highway Safety Program in the State of Arizona. The performance measures to support this goal include:

- Developing a coordinated Highway Safety Plan (HSP) by September 1, 2006
- Developing, coordinating, monitoring, and administratively evaluating traffic safety projects identified in the HSP
- Continuing to promote highway safety awareness through educational programs and public awareness campaigns
- Promoting traffic safety legislation in the Arizona Legislature

- Preparing the Annual Evaluation Report by December 31, 2006
- Utilizing all available means for improving and promoting Arizona's Highway Safety Program

## **PLANNING AND ADMINISTRATION**

### **Task 1 GOHS – Planning and Administration**

To coordinate and monitor activities and projects relating to the planning and administration of the Arizona Highway Safety Program.

Project Coordinator: LL

# Program Overview

## POLICE TRAFFIC SERVICES

### POLICY AND LEGISLATION

- Vehicle impoundment law/ordinance allowing impoundment of vehicles driven by unlicensed or suspended drivers  
Status: No
- “Double Fine” program to reduce persistent speeding and aggressive driving violations  
Status: Statewide – Action is taken on driver’s license via a point system as follows:

*A person who accumulates eight (8) points within twelve (12) months may either have his/her license suspended for not more than one (1) year or be required to attend a traffic education and training course. The following points are assessed for speeding and aggressive driving violations:*

- 1. Violation of any provision of A.R.S. §28-701 = 2 points*
  - 2. Reckless driving or racing on the highways = 8 points*
  - 3. Any other moving violation = 2 points*
- “Double Fine” program for speed in excess of posted limit in construction zones when workers present  
Status: A.R.S. §28-737
  - Racing on Highways – Reclassified from class 2 to class 1 misdemeanor for first violation and from class 2 misdemeanor to class 6 felony for second or subsequent violation within 24 months  
Status: A.R.S. §28-708
  - Hit and Run – Penalties for violations revised to five (5) year revocation of driver’s license for accident causing death or serious physical injury and three (3) year revocation if accident involved other, lesser injuries  
Status: A.R.S. §28-661

### ORGANIZATIONAL PRACTICES

- Appropriately designed speed and traffic calming measures  
Status: Statewide / Ongoing

- Speed management and aggressive driving enforcement programs  
Status: Statewide / Ongoing
- Red light running intersection safety programs  
Status: Chandler, Paradise Valley, Phoenix, Scottsdale, Tempe, Mesa, Glendale, and Tucson have programs
- Commitment to using both traditional methods and state of the art equipment in setting and enforcing speed limits  
Status: Statewide / Ongoing
- Systematic program of speed surveys  
Status: Statewide / Ongoing
- Training of judges, prosecutors, and law enforcement personnel on consequences of speeding and aggressive driving  
Status: GOHS provides training through annual conference

## **COALITIONS AND NETWORKS**

- Professional organizations:
  - NHTSA Western Region Staff
  - Arizona Safety Management System Committee
  - Arizona Transportation and Traffic Institute
  - Arizona Society of Civil Engineers
  - Arizona Traffic Investigators Association
  - Red Means Stop Coalition

## **COMMUNITY INFORMATION AND EDUCATION**

- Public information program on speed management and aggressive driving aimed at increasing driver compliance with traffic safety laws  
Status: Statewide / Ongoing
- Public information and education program on speeding and driving too fast for conditions  
Status: Statewide / Ongoing
- GOHS has implemented an education outreach program targeting the Latino population.  
Status: Statewide / Ongoing

An Arizona Department of Public Safety officer is assigned to GOHS as the EI Protector Coordinator. Her roles are to bridge the gap between the Latino population and law enforcement. She will provide education to the Latino community on highway safety.

## Police Traffic Services

### **Task 1      Arizona Department of Public Safety – El Protector Program**

Federal funds will support Personnel Services (including overtime) and Employee Related Expenses for one officer to be assigned fulltime to GOHS to coordinate the El Protector Program.

Project Coordinator: CL

### **Task 2      Arizona Department of Public Safety – Operation Max Impact**

Federal funds will support Personnel Services - \$58,140.00 and ERE (employee related expenses) - \$16,860.00 in order to conduct zero tolerance enforcement details. Total - \$75,000.00

Project Coordinator: LM

### **Task 3      Arizona Department of Public Safety – Selective Traffic Enforcement Program**

Federal funds will support Personnel Services - \$30,000.00 and ERE (employee related expenses) - \$8,700.00 in order to conduct speed enforcement details. **Total** - \$38,700.00

Project Coordinator: LM

### **Task 4      Bullhead City Police Department – Selective Traffic Enforcement Program**

Federal funds will support Personnel Services (overtime).

Project Coordinator: TR

### **Task 5      Casa Grande Police Department – Selective Traffic Enforcement Program**

Federal funds will support Personnel Services (overtime) for a selective traffic enforcement program-\$15,000.

Project Coordinator: MM

### **Task 6      Chino Valley Police Department– Selective Traffic Enforcement Program**

Federal funds will support Capital Outlay four (4) permanent front and rear mounted speed detection devices \$13,100. Personnel Services (Overtime) \$13,700 and Employee Related Expenses (ERE) \$3,800. **Total**-\$30,600.00

Project Coordinator: MM

**Task 7 Cochise County Sheriff's Office – Selective Traffic Enforcement Program**

Federal funds will support Capital Outlay (two (2) in-car video systems \$4,900.00 and one (1) speed detection device - \$1,500.00)

Project Coordinator: TR

**Task 8 Douglas Police Department – Selective Traffic Enforcement Program**

Federal funds will support Capital Outlay (one (1) fully equipped police package enforcement vehicle with one (1) in-car video system, emergency equipment and front and rear permanent mount radar unit - \$40,000.00)

Project Coordinator: MM

**Task 9 Eagar Police Department – Selective Traffic Enforcement Program**

Federal funds will support Personnel Services (Overtime) and Employee Related Expenses (ERE) for a selective traffic enforcement program-\$5,000.00

Project Coordinator: MM

**Task 10 GOHS – El Protector Program Support**

Federal funds will support Professional and Outside Services, Travel In-State/Out-of-State, Materials and Supplies, Other Expenses (equipment rental), and Capital Outlay Equipment to support Arizona's El Protector Program.

Project Coordinator: CL

**Task 11 GOHS – Program Manager**

The Program Manager plans, directs and manages the activities and projects outlined in the Highway Safety Plan through the Project Coordinators, DRE Coordinator, Occupant Protection Coordinator and El Protector Coordinator; plans, directs and manages interagency program activities, development and facilitation of public information and education projects, and providing status reports and updates on project activity to the Governor's Highway Safety Representative / GOHS Director and the NHTSA Regional Headquarters. Additionally, program management will include monitoring project activity, reviewing, preparing and maintaining project documentation, as well as evaluating task accomplishments. Funding will be provided for Personnel Services including Overtime, Employee Related Expenses, Professional and Outside Services, In-State/Out-Of-State Travel, Capital Outlay Equipment, Materials and Supplies, and Other Operating Expenses.

Program Coordinator: LL

**Task 12 Goodyear Police Department – Selective Traffic Enforcement Program**

Federal funds will support Personnel Services (overtime).

Project Coordinator: TR

**Task 13 Holbrook Police Department – Selective Traffic Enforcement Program**

Federal funds will support Capital Outlay (one (1) in-car video systems \$5,500.00, two (2) portable breath testers \$1,000.00 and one (1) speed detection device - \$2,000.00)

Project Coordinator: TR

**Task 14 Kearny Police Department – Selective Traffic Enforcement Program**

Federal funds will support Personnel Services (overtime).

Project Coordinator: TR

**Task 15 Marana Police Department – Selective Traffic Enforcement Program**

Federal funds will support Capital Outlay (one (1) fully equipped police motorcycle - \$25,000.00).

Project Coordinator: TR

**Task 16 Mesa Police Department – Selective Traffic Enforcement Program**

Federal funds will support will support Personnel Services, ERE (employee related expenses), and In-State and Out-of-State Travel expenses for training purposes.

Project Coordinator: LM

**Task 17 Mohave County Sheriff’s Department – Selective Traffic Enforcement Program**

Federal funds will support Personnel Services (overtime).

Project Coordinator: TR

**Task 18 Navajo County Sheriff’s Office – Selective Traffic Enforcement Program**

Federal funds will support Capital outlay (five (5) speed detection devices - \$8,245.00).

Project Coordinator: TR



**Task 19 Oro Valley Police Department – Selective Traffic Enforcement Program**

Federal funds will support Capital Outlay (one (1) light tower \$8,900.00, ten (10) traffic control signs \$2,450.00, one (1) laptop \$3,417.93, one (1) projector \$1,885.23 and one (1) screen - \$195.00).

Project Coordinator: TR

**Task 20 Payson Police Department – Selective Traffic Enforcement Program**

Federal funds will support Personnel Services (overtime).

Project Coordinator: TR

**Task 21 Peoria Police Department – Red Light Running Enforcement/Education**

Federal funds will support Personnel Services (overtime) - \$14,080.00, ERE (employee related services) - \$3,520.00 and Materials and Supplies (twenty-four (24) enforcement signs - \$2,400.00. **Total** \$20,000.00

Project Coordinator: LM

**Task 22 Phoenix Police Department – Comprehensive Speed Enforcement Program**

Federal funds will support Capital Outlay (ten (10) speed detection devices- \$1,500 each, and two (2) light/siren packages for two (2) unmarked vehicles - \$5,000. **Total** - \$20,000.00

Project Coordinator: LM

**Task 23 Phoenix Police Department – Aggressive Driver Interdiction Program**

Federal funds will support Capital Outlay (one (1) undercover vehicle) to conduct an Aggressive Driver Interdiction Program. - \$40,000

Project Coordinator: LM

**Task 24 Phoenix Police Department – Traffic Education and Safety Unit (TESU)**

Federal funds will support Personnel Services - \$20,000.00, ERE (employee related expenses) - \$4,000.00, In-State Travel expenses for training purposes - \$1,000.00, Out-of-State Travel expenses for training purposes - \$4,000.00, Materials and Supplies - \$17,000.00 and Capital Outlay (CPU computer upgrades) - \$4,000.00. **Total** - \$50,000.00

Project Coordinator: LM

**Task 25 Pinal County Sheriff's Office – Selective Traffic Enforcement Program**

Federal funds will support Capital Outlay (two (2) radar units \$2,978.00, twenty five (25) preliminary breath test devices \$17,500.00, twenty five (25) stop sticks \$10,272.00 and twenty five thousand (25,000) mouthpieces).

Project Coordinator: TR

**Task 26 Prescott Police Department – Selective Traffic Enforcement Program**

Federal funds will support Personnel Services (overtime), \$22,500 for DUI enforcement, \$10,000 for speed enforcement, Employee Related Expenses (ERE) \$5,500 and Capital Outlay for the purchase of two (2) speed detection devices \$3,000 and breath testing equipment \$500 for a selective traffic enforcement program- **Total** \$41,500

Project Coordinator: MM

**Task 27 Prescott Valley Police Department– Selective Traffic Enforcement Program**

Federal funds will support Personnel Services (overtime) for DUI Enforcement \$10,000, a selective traffic enforcement program that includes Occupant Protection \$20,000, Education (PI&E) \$2,000 for a total-\$32,000.00

Project Coordinator: MM

**Task 28 Red Means Stop Coalition – Selective Traffic Enforcement Program**

Federal funds will support Professional and Outside Services \$6,000.00 and Materials and Supplies \$4,100.00).

Project Coordinator: TR

**Task 29 Safety Perspectives, Inc. – Selective Traffic Enforcement Program**

Federal funds will support Professional and Outside Services \$17,286.00 and Materials and Supplies \$450.00).

Project Coordinator: TR

**Task 30 Sahuarita Police Department – Selective Traffic Enforcement Program**

Federal funds will support Capital Outlay (one (1) fully equipped police motorcycle - \$25,000.00).

Project Coordinator: TR

**Task 31 Santa Cruz County Sheriff's Department–Selective Traffic Enforcement Program**

Federal funds will support Personnel Services (overtime) \$12,000 for a Selective Traffic Enforcement Program and Capital Outlay (one (1) – in-car video system \$6,800.00 and Five (5) portable breath testing devices \$3,200.00 for a **Total**-\$22,000.00.

Project Coordinator: MM

**Task 32 Sedona Police Department – Selective Traffic Enforcement Program**

Federal funds will support Capital outlay (one (1) dynamic message system driver feed back sign with solar package - \$8,500.00).

Project Coordinator: TR

**Task 33 Show Low Police Department – Selective Traffic Enforcement Program**

Federal funds will support Capital Outlay (one (1) fully equipped police package enforcement vehicle with one (1) in-car video system, emergency equipment and front and rear permanent mount radar unit - \$40,000.00).

Project Coordinator: TR

**Task 34 South Tucson Police Department – Selective Traffic Enforcement Program**

Federal funds will support Capital outlay (one (1) speed trailer - \$6,250.00 and one data recording device \$1,050.00).

Project Coordinator: TR

**Task 35 St. Johns Police Department – Selective Traffic Enforcement Program**

Federal funds will support Capital Outlay (one (1) fully equipped police motorcycle package to include motorcycle, helmet with microphone, two-way police VHF mobile radio, radar and police light package). - \$25,000.00

Project Coordinator: LM

**Task 36 Surprise Police Department – Selective Traffic Enforcement Program**

Federal funds will support Capital Outlay (four (4) in-car cameras - \$5,000.00 ea.). – Total \$20,000.00

Project Coordinator: LM

**Task 37      Tempe Police Department – Selective Traffic Enforcement Program**

Federal funds will support Personnel Services - \$20,320.00, ERE (employee related expenses) - \$4,150.00, Capital Outlay (six (6) speed detection lasers - \$3,405.00 ea., six (6) laser holsters - \$100.00 ea., three (3) moving radars - \$1,604.00 ea., three (3) thumb remotes - \$395.00 ea., and three (3) fastest mode units @ 100.00 ea.) and tax - \$2114.00. Total \$53,911.00

Project Coordinator: LM

**Task 38      Tucson Police Department – Selective Traffic Enforcement Program**

Federal fund will support Personnel Services (overtime) and Employee Related Expenses to support a Selective Traffic Enforcement Program that will target excessive speed and aggressive driving in the City of Tucson.

Project Coordinator: MM

**Task 39      University of Arizona Police Department – Selective Traffic Enforcement Program**

Federal funds will support Capital Outlay (one (1) fully equipped police motorcycle - \$25,000.00).

Project Coordinator: TR

**Task 40      Wickenburg Police Department – Selective Traffic Enforcement Program**

Federal funds will support Capital Outlay (one (1) fully equipped police package vehicle - \$10,000.00

Project Coordinator: LM

**Task 41      Yavapai County Sheriff's Department – Selective Traffic Enforcement Program**

Federal funds will support Personnel Services (overtime), \$28,320 and Capital Outlay One (1) Speed Monitoring Awareness Radar Trailer \$9,745, and Three (3) radar detection devices (\$2,887.00 each x 3)-\$8,661 for a Total-\$46,726.00

Project Coordinator: MM

**Task 42      Youngtown Police Department – Selective Traffic Enforcement Program**

Federal funds will support Capital outlay (one (1) radar trailer - \$9,495.00, one data recording device \$1,995.00 and shipping \$385.00).

Project Coordinator: TR

# Program Overview

## ROADWAY SAFETY

### ORGANIZATIONAL PRACTICES

- Systematic maintenance of signs, markings, and signals  
Status: Statewide / Ongoing
- Systematic process for identifying known and potentially hazardous locations  
Status: Statewide / Ongoing
- Systematic program of speed surveys  
Status: Statewide / Ongoing
- Crosswalk and bicycle lane marking and signal program  
Status: Statewide / Ongoing
- Use of rumble strips  
Status: State Highway System
- Work Zone Safety Program  
Status: GOHS participates in the development of public information and education materials and public service announcements.

Effective August 9, 2001, all speed violation fines are doubled when the violation occurs in a signed work zone with workers present.

- Safety Management System  
Status: A strong GOHS, Department of Public Safety, and Department of Transportation Management Team consisting of the directors and their top management meet on a quarterly basis to address roadway and enforcement issues.

## Roadway Safety

### **Task 1      Arizona Department of Transportation –Road Safety Audits**

Federal funds will support Professional and Outside Services - \$34,000.00 and In-State Travel Expenses - \$6,000.00. **Total \$40,000.00**

Project Coordinator: LM

### **Task 2      GOHS – Program Support**

Program support will include coordination of activities and projects outlined in the Highway Safety Plan, coordination of interagency program activities, development and facilitation of public information and education projects, and providing status reports and updates on project activity to the Governor’s Highway Safety Representative / GOHS Director and the NHTSA Regional Headquarters. Additionally, program support will include monitoring project activity, preparing and maintaining project documentation, and evaluating task accomplishments. Funding will be provided for Personnel Services including Overtime, Employee Related Expenses, Professional and Outside Services, In-State/Out-Of-State Travel, Capital Outlay Equipment, Materials and Supplies, and Other Operating Expenses -\$54,000.

Project Coordinator: TR

### **Task 3      City of Phoenix Street Transportation – Traffic Investigator Training Program Phase IV**

Federal funds will support In-State-Travel expenses for training purposes (25 registrants - \$200.00 ea.). - \$5,000.00

Project Coordinator: LM

### **Task 4      City of Phoenix Street Transportation – Traffic Safety Training**

Federal funds will support Out-of-State Travel expenses for training purposes. - \$10,000.00

Project Coordinator: LM

# Program Overview

## SCHOOL BUS SAFETY

### **POLICY AND LEGISLATION**

- Administered through the Arizona Department of Public Safety (DPS) School Bus Advisory Council appointed by the Governor – recent updating of database which tracks drivers' history statewide

### **ORGANIZATIONAL PRACTICES**

- Certification includes:
  - Operational standards
  - Application/screening process
  - Licensing

### **COALITIONS AND NETWORKS**

- Public and Private Schools
- Day Care Facilities
- Religious Organizations
- Activist Groups
- Tour Buses
- AAA

### **COMMUNITY INFORMATION AND EDUCATION**

- Public information & educational materials are made available statewide
- Arizona DPS Public Affairs and Community Education (PACE) Program
- Phoenix Police Department Bicycle and Pedestrian Safety Officer



### **School Bus Safety**

Currently, GOHS has not received any proposals for School Bus Safety. The Arizona Department of Public Safety is the lead agency in the state for school bus safety.

# Program Overview

## TRAFFIC RECORDS

### **POLICY AND LEGISLATION**

- Database for crash fatalities and injuries  
Status: Statutory / Arizona Department of Transportation
- Database for high hazard locations  
Status: Statewide / Ongoing
- Database for Emergency Medical Services (EMS)  
Status: Statutory / Arizona Department of Health Services

### **ORGANIZATIONAL PRACTICES**

- Uniform accident reports  
Status: Statutory / Arizona Department of Transportation
- Annual traffic crashes report  
Status: Statutory / Arizona Department of Transportation

### **COALITIONS AND NETWORKS**

- Coordination of accident reporting  
Status: Accident Reporting Committee includes enforcement, engineering, and EMS personnel and data users

### **COMMUNITY INFORMATION AND EDUCATION**

- Governor's Traffic Safety Advisory Council (GTSAC)  
Status: Statewide / Ongoing

## **TRAFFIC RECORDS**

It was determined that no funding will be obligated for Traffic Records. A proposal was developed in conjunction with GTSAC for the Section 408 funding.

# Arizona Sliding Scale Rates

Pursuant to NHTSA Order 462-6C issued November 30, 1993, Matching Rates for State and Community Highway Safety Program, Section 120 (b) 1 of Title 23 United States Code, the State of Arizona has selected Table Number 1, Sliding Rates of Federal-Aid Participation in Public Land States – Paragraph (b) (1).

**ACCIDENT INVESTIGATION**

<b>Task</b>	<b>Agency</b>	<b>PC</b>	<b>PA</b>	<b>State</b>	<b>Local</b>
1	Fredonia Marshal's Office	LM	AI	0.00	14,000.00
2	GOHS - Program Support - Patricia	PA	AI	49,000.00	0.00
3	Phoenix Police Department	LM	AI	0.00	24,000.00
4	Sierra Vista Police Department	TR	AI	0.00	18,000.00
5	Tempe Police Department	LM	AI	0.00	11,315.00
				49,000.00	67,315.00

**ALCOHOL AND OTHER DRUGS**

1	Arizona SADD	SH	AL	84,800.00	0.00
2	AZ Emergency Nurses Association	SH	AL	10,000.00	0.00
3	AZ State Capitol PD	LM	AL	61,919.10	0.00
4	Camp Verde Marshal's Office	TR	AL	0.00	10,800.00
5	Coolidge Police Department	TR	AL	0.00	40,000.00
6	GOHS - LE & Prosecutors and Judicial Summit	DM	AL	60,000.00	0.00
7	GOHS - Program Support - Marty	MM	AL	58,000.00	0.00
8	GOHS - Spanish Immersion Program Support	MM	AL	120,000.00	0.00
9	Maricopa County Attorney's Office	LM	AL	0.00	24,625.00
10	Phoenix Police Department	LM	AL	0.00	8,250.00
11	Phoenix Prosecutor's Office	LM	AL	0.00	21,000.00
12	Pinetop-Lakeside Police Department	TR	AL	0.00	10,000.00
13	Sedona Police Department	TR	AL	0.00	10,000.00
14	Tucson Police Department	MM	AL	0.00	85,000.00
15	Yuma Police Department	MM	AL	0.00	40,000.00
				394,719.10	249,675.00

**EMERGENCY MEDICAL SERVICES**

<b>Task</b>	<b>Agency</b>	<b>PC</b>	<b>PA</b>	<b>State</b>	<b>Local</b>
1	Buckskin FD	SH	EM	0.00	20,000.00
2	Camp Verde Fire District	SH	EM	0.00	13,953.00
3	Chloride FD	SH	EM	0.00	21,000.00
4	Clarkdale FD	SH	EM	0.00	9,000.00
5	Daisy Mountain Fire Department	SH	EM	0.00	12,100.00
6	Eagar Fire Department	SH	EM	0.00	20,000.00
7	Flagstaff Fire Department	SH	EM	0.00	4,554.00
8	Florence Fire Department	SH	EM	0.00	20,000.00
9	Fountain Hills Fire Department	SH	EM	0.00	8,000.00
10	Gila Bend Fire Department	SH	EM	0.00	22,814.73
11	GOHS - Program Support - Sean	SH	EM	55,000.00	0.00
12	GOHS - Red Badge	TR	EM	10,000.00	0.00
13	Golden Valley Fire Department	SH	EM	0.00	20,000.00
14	Green Valley Fire District	SH	EM	0.00	20,000.00
15	Kingman Fire Department	SH	EM	0.00	20,000.00
16	Mayer Fire District	SH	EM	0.00	16,524.00
17	Mount Elden Lookout Road Fire District	SH	EM	0.00	20,000.00
18	Nogales Fire Department	SH	EM	0.00	31,240.00
19	Northwest Fire District	SH	EM	0.00	21,000.00
20	Oracle Fire Department	SH	EM	0.00	4,289.00
21	Page Fire Department	SH	EM	0.00	5,049.00
22	Pinetop Fire Department	SH	EM	0.00	14,707.18
23	Sedona Fire District	SH	EM	0.00	15,300.00
24	Show Low Fire District	SH	EM	0.00	22,045.00
25	Summit Fire District	SH	EM	0.00	25,000.00
26	Taylor Fire & EMS	SH	EM	0.00	20,000.00
27	Three Points Fire District	SH	EM	0.00	15,258.00
28	Tombstone Volunteer Fire Department	SH	EM	0.00	10,926.75
29	Truxton Fire Department	SH	EM	0.00	13,000.00
				65,000.00	445,760.66

**MOTORCYCLE SAFETY**

<b>Task</b>	<b>Agency</b>	<b>PC</b>	<b>PA</b>	<b>State</b>	<b>Local</b>
1	GOHS - M/C Assessment	AC	MC	25,000.00	0.00



**OCCUPANT PROTECTION**

1	Chandler FD	AC	OP	0.00	28,444.00
2	Coconino County Health Department	AC	OP	0.00	2,940.00
3	Cottonwood Fire Department	AC	OP	0.00	1,380.00
4	Drexel Heights Fire District	AC	OP	0.00	4,200.00
5	GOHS - Annual Seat Belt Survey	AC	OP	45,000.00	0.00
6	GOHS - Public Safety Days at the Fair	AC	OP	50,000.00	0.00
7	GOHS - Occupant Protection Program Support	AC	OP	100,000.00	0.00
8	Phoenix Fire Department	AC	OP	0.00	40,000.00
9	Phoenix Police Department	AC	OP	0.00	3,000.00
10	Phoenix Police Department	AC	OP	0.00	90,000.00
				195,000.00	169,964.00

**PEDESTRIAN/BICYCLE SAFETY**

1	AZ Dept of Transp. - Public education campaign	LM	P/B	60,000.00	0.00
2	AZ Dept of Transportation - bicycle/ped workshop	LM	P/B	15,000.00	0.00
3	GOHS - Program Support - Linda	LM	P/B	66,000.00	0.00
4	Phoenix - Street Transportation Department	LM	P/B	0.00	7,500.00
5	Phoenix - Street Transportation Department	LM	P/B	0.00	7,500.00
6	Prescott Alternative Transportation	LM	P/B	0.00	5,000.00
7	Tucson Police Department	MM	P/B	0.00	25,000.00
				141,000.00	45,000.00

**PLANNING AND ADMINISTRATION**

1	GOHS - P&A	LL	P&A	350,000.00	0.00
---	------------	----	-----	------------	------

**POLICE TRAFFIC SERVICES**

<b>Task</b>	<b>Agency</b>	<b>PC</b>	<b>PA</b>	<b>State</b>	<b>Local</b>
1	Arizona DPS	CL	PT	63,410.24	0.00
2	Arizona DPS	LM	PT	75,000.00	0.00
3	Arizona DPS	LM	PT	38,700.00	0.00
4	Bullhead City Police Department	TR	PT	0.00	25,000.00
5	Casa Grande Police Department	MM	PT	0.00	15,000.00
6	Chino Valley Police Department	MM	PT	0.00	30,600.00
7	Cochise County Sheriff's Office	TR	PT	0.00	10,500.00
8	Douglas Police Department	MM	PT	0.00	40,000.00
9	Eagar Police Department	MM	PT	0.00	5,000.00
10	GOHS - El Protector Program Support	CL	PT	30,000.00	0.00
11	GOHS - Program Manager - La Retta	LL	PT	90,000.00	0.00
12	Goodyear Police Department	TR	PT	0.00	20,000.00
13	Holbrook Police Department	TR	PT	0.00	8,500.00
14	Kearny Police Department/Hayden PD	TR	PT	0.00	5,000.00
15	Marana Police Department	TR	PT	0.00	25,000.00
16	Mesa Police Department	LM	PT	0.00	50,000.00
17	Mohave CSO	TR	PT	0.00	20,000.00
18	Navajo CSO	TR	PT	0.00	8,245.00
19	Oro Valley Police Department	TR	PT	0.00	16,848.00
20	Payson Police Department	TR	PT	0.00	5,000.00
21	Peoria Police Department	LM	PT	0.00	20,000.00
22	Phoenix Police Department	LM	PT	0.00	20,000.00
23	Phoenix Police Department	LM	PT	0.00	40,000.00
24	Phoenix Police Department	LM	PT	0.00	50,000.00
25	Pinal CSO	TR	PT	0.00	35,000.00
26	Prescott Police Department	MM	PT	0.00	41,500.00
27	Prescott Valley Police Department	MM	PT	0.00	32,000.00
28	Red Means Stop Coalition	TR	PT	10,100.00	0.00
29	Safety Perspectives, Inc.	TR	PT	17,736.00	0.00
30	Sahuarita Police Department	TR	PT	0.00	25,000.00
31	Santa Cruz CSO	MM	PT	0.00	22,000.00
32	Sedona Police Department	TR	PT	0.00	8,500.00
33	Show Low Police Department	TR	PT	0.00	40,000.00
34	South Tucson Police Department	TR	PT	0.00	7,300.00
35	St. Johns Police Department	LM	PT	0.00	25,000.00
36	Surprise Police Department	LM	PT	0.00	20,000.00
37	Tempe Police Department	LM	PT	0.00	53,911.00

<b>Task</b>	<b>Agency</b>	<b>PC</b>	<b>PA</b>	<b>State</b>	<b>Local</b>
38	Tucson Police Department	TR	PT	25,000.00	0.00
39	University of AZ Police Department	LM	PT	0.00	10,000.00
40	Wickenburg Police Department	MM	PT	0.00	46,726.00
41	Yavapai CSO	TR	PT	0.00	11,990.00
42	Youngtown Police Services	MM	PT	0.00	50,000.00
				349,946.24	843,620.00

**ROADWAY SAFETY**

1	Arizona Dept of Transportation	LM	RS	40,000.00	0.00
2	GOHS - Program Support - Terry	TR	RS	54,000.00	0.00
3	Phoenix - Street Transportation Department	LM	RS	0.00	5,000.00
4	Phoenix - Street Transportation Department	LM	RS	0.00	10,000.00
				94,000.00	15,000.00