

**BUREAU of INDIAN AFFAIRS
INDIAN HIGHWAY SAFETY PROGRAM**



FY 2018 Annual Report

*1001 Indian School Road, NW - Suite 251
Albuquerque, New Mexico 87104*



TABLE OF CONTENTS

Contents

Mission Statement.....	3
Vision Statement.....	3
Introduction	4
FY18 Tribal Project Reports.....	5
FY18 IHSP 402 Expenditures.....	5
IHSP Targets for FY18.....	6
Impaired Driving Program Area	15
Occupant Protection Program Area.....	17
Police Traffic Services Program Area.....	21
FY18 Core Outcome Measures	23
Full-Time Grant Projects.....	25
Mobilizations Indian State.....	79
FY2018 Budget Summary (in lieu of HSC)	82



Mission Statement

To reduce the number and severity of traffic crashes in Indian Country by supporting education, enforcement, and safe tribal community programs.

Vision Statement

To create a safe tribal community environment where roadways in Indian Country are safe for all.

Introduction

According to the 2010 U.S. Census, the United States is home to 308,745,538 people. Of these individuals, approximately 2,932,248, 0.9%, identify themselves as American Indian and/or Alaska Native. Consistent with the general population in the United States, the largest age group for American Indian/Alaska Natives is 35-44 years of age. These American Indians/Alaska Natives represent over 560 federally recognized tribes throughout the country.

Despite their small ethnicity numbers, American Indians/Alaska Natives continue to be killed and injured in traffic crashes at rates that are 2 to 3 times that of other ethnic groups and that of the national average.

The tribes that comprise the Indian Nation are geographically spread throughout the United States, and it is extremely difficult to affect change in motor vehicle deaths in each of them. Each tribe is unique in its heritage, language and lifestyle. The lack of motor vehicle crash data and tribal reporting are areas of continual struggle.

The FY18 Request for Proposal (RFP) was mailed to the tribal leaders of all federally recognized tribes in the United States in February 2017. Prospective applicants were required to submit proposals no later than May 1, 2017. The Indian Highway Safety Program (IHSP) received 60 tribal project proposals for FY18. Out of the 60 proposals received 59 were awarded; 27 for Police Traffic Services and 32 occupant protection.

A Selection Committee met in May of 2017 to review and score all proposals. This Selection Committee was comprised of representatives from the National Highway Traffic Safety Administration, Indian Health Service, and a representative from the New Mexico Highway Safety Office. A total of 59 Tribal highway safety projects were included in the initial FY18 Highway Safety Plan (HSP) submitted to NHTSA for final approval. NHTSA approved 59 projects for funding which included 27 Police Traffic Services and 32 Occupant Protection grantees. Fifty-six (56) of the 59 tribal grantees accepted FY18 grant awards (26 Police Traffic Services and 30 Occupant Protection).

The approved IHSP projects for FY18 consisted of 59 grants for tribes in 18 different states, in the program areas of Police Traffic Services Full-time, Overtime Enforcement, and Occupant Protection. The projects included some of the largest tribes in the country. Data provided in this report is based upon statistics submitted from 27 of the Police Traffic Services, 32 Occupant Protection Tribal projects and the national Fatality Analysis Reporting System. The HSP utilized FARS reporting for FY14 because FY15 was not available at the time. The FY18 Annual Report will be using the most current FY 15 FARS data.

The IHSP staffing for FY18 included a Program Director, Program Coordinator, Financial Analyst, and two (2) Law Enforcement Assistants.

FY18 Tribal Project Reports

The BIA IHSP utilizes the funding in order to provide supplemental funding to tribes for strategic targeted enforcement activities. This year the IHSP funded 56 programs, the majority being Occupant Protection Grants with 26 Police Traffic Service Grants, and funding for BAT mobiles; other funds are also provided in support through training activities. The focus of all funded programs is to have an impact on the total number of Native Americans killed in traffic related deaths nationwide. The information provided in this section outlines the activities which our tribal programs have produced in order to have an effect on the overall fatalities as reported to FARS each year.

The Tribal Project Reports contain information on the results put forth by each tribal grantee's hard work in traffic safety. Their individual tribal efforts are aimed to collectively have an effect on the Indian Nations safety targets identified in the 2018 HSP.

FY18 IHSP 402 Expenditures

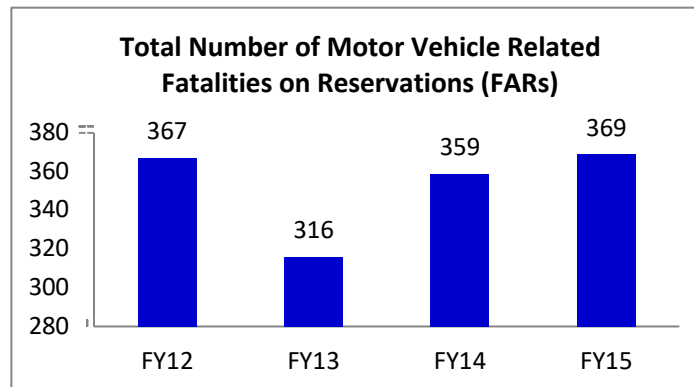
The IHSP expended a total of **\$4,062,802.01** in FY18 for Tribal Highway Safety Projects, BAT Mobile operation and maintenance costs, and Planning and Administration.

Overall Program Target:

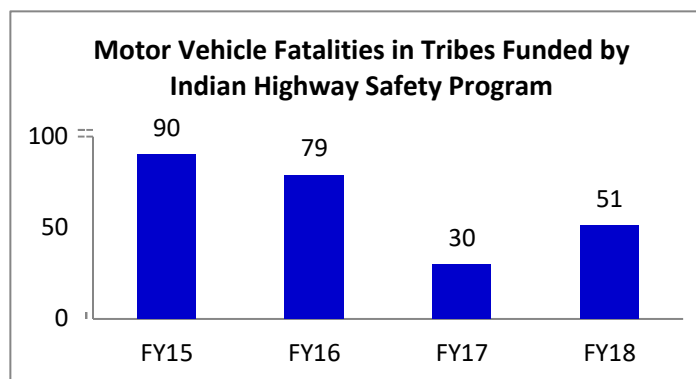
IHSP Targets for FY18

To reduce death and injury rates resulting from traffic crashes among Native American Tribes and on the reservations within the United States.

To reduce all fatalities on Indian reservations by 11% from the 2014 FARS number of 359 to 318 by the end of FY2018. According to 2015 FARS data there were 369 motor vehicle fatalities on reservations.



FARs data reflects an upward trend in fatalities on reservations from FY2013 to FY2015.



In FY18: 26 Tribes reported a total of 51 motor vehicle crash fatalities on their reservations. Twenty-six (26) involved alcohol and 23 of the people killed were not wearing seat belts. The 3 Tribes with the highest number of MVC fatalities reported were:

<u>FATALITIES</u>	<u>TRIBE</u>	<u>STATE</u>
15	Oglala Sioux Tribe	South Dakota
6	White Earth Nation	Minnesota
6	Confederated Tribes & Bands of the Yakama Nation	Washington

In FY17: Twenty-six (26) of 27 Tribes reported a total of 30 motor vehicle crash (MVC) fatalities on their reservations. 15 involved alcohol, 14 involved excessive speed and 26 of the people killed were not wearing seat belts.

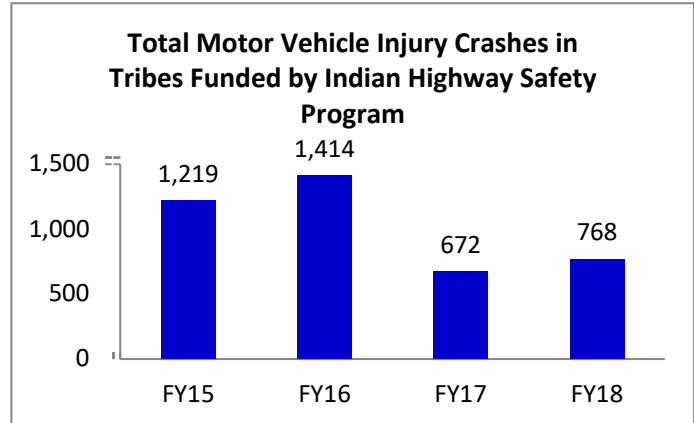
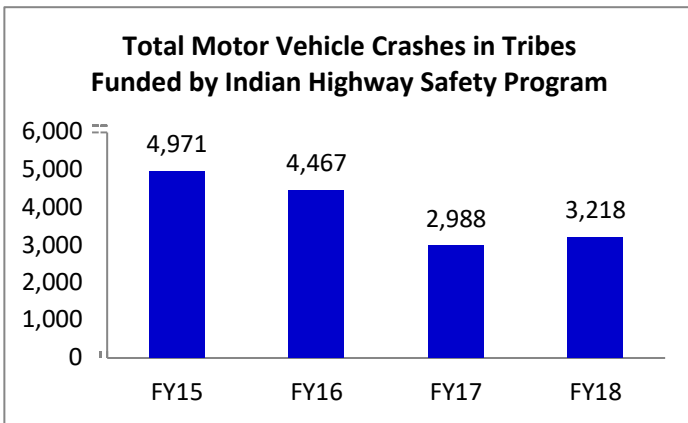
The 3 Tribes with the highest number of MVC fatalities reported were:

<u>FATALITIES</u>	<u>TRIBE</u>	<u>STATE</u>
4	Jicarilla Apache Nation	New Mexico
4	Oglala Sioux Tribe	South Dakota
3	White Earth Nation	Minnesota

In FY16: Thirty-two (32) of 38 Tribes reported a total of 79 motor vehicle crash (MVC) fatalities on their reservations. Forty-three (43) involved alcohol, 20 involved excessive speed and 50 of the people killed were not wearing seat belts.

The 3 Tribes with the highest number of MVC fatalities reported were:

<u>FATALITIES</u>	<u>TRIBE</u>	<u>STATE</u>
12	Oglala Sioux Tribe	South Dakota
10	Northern Cheyenne Tribe	Montana
7	Rosebud Sioux Tribe	South Dakota



In FY18: The 26 funded Tribes reported a total of 3,218 motor vehicle crashes, of which 768 were injury crashes. There were also 354 crashes involving alcohol and 294 were speed related.

In FY17: The 26 of 27 funded Tribes reported a total of 2,988 motor vehicle crashes, of which 672 were injury crashes. There were also 334 crashes involving alcohol and 499 were speed related.

In FY16: The 32 of 38 funded Tribes reported a total of 4,467 motor vehicle crashes, of which 1,414 were injury crashes. There were also 427 crashes involving alcohol and 632 were speed related.

Planning & Administration:

The target of the BIA IHSP is to effectively administer highway safety funds, offer technical assistance to all tribes requesting assistance and monitor funded projects to reduce traffic related deaths and injuries in Indian Country.

The BIA IHSP awarded 59 project grants in FY18. During the fiscal year, services and technical assistance were provided to approximately 56 Tribes throughout the country. This was accomplished by providing media materials for the impaired driving and safety belt mobilizations. Tribes not currently funded by the IHSP also attended Lifesavers Conference and Grant Writing training.

Impaired Driving:

The BIA IHSP planned to reduce the incidence of impaired driving by increasing DUI/DWI/OWI arrests by all funded traffic activity within the participating tribes by 20% from the FY2016 total of 4,128 to 4,954 by the end of FY2018.

Twenty-six (26) tribes were funded for traffic enforcement grants and 0 OWI Court grant in FY18
Twenty-seven (27) tribes were funded for traffic enforcement grants and 0 OWI Court grant in FY17
Thirty-two (32) of 38 tribes were funded for traffic enforcement grants and 0 OWI Court grant in FY16

In FY 18: Twenty-six (26) funded Tribes reported 2,795 DUI/DWI/OWI arrests. Although the target was not achieved, low arrests numbers could be attributed to increased high visibility enforcement in FY18.

The 5 Tribes with the highest number of DUI/DWI/OWI arrests in FY18 are as follows:

<u>Arrest</u>	<u>Tribe</u>	<u>State</u>
401	Cheyenne River Sioux Tribe	South Dakota
388	Oglala Sioux Tribe	South Dakota
176	Chippewa Cree Tribe	Montana
175	White Earth Nation	Minnesota
171	Three Affiliated Tribes	North Dakota

In FY 17: Twenty-six (26) of 27 funded Tribes reported 4,664 DUI/DWI/OWI arrests. Although the target was not achieved, the tribes reported 536 more DUI arrests than the previous year, FY16.

The 5 Tribes with the highest number of DUI/DWI/OWI arrests in FY17 are as follows:

<u>Arrest</u>	<u>Tribe</u>	<u>State</u>
1,852	Red Lake Band of Chippewa Indians	Minnesota
548	Oglala Sioux Tribe	South Dakota
433	Rosebud Sioux Tribe	South Dakota
368	Cheyenne River Sioux Tribe	South Dakota
283	White Earth Nation	Minnesota

In FY 16: Thirty-two (32) of 38 funded Tribes reported 4,128 DUI/DWI/OWI arrests. The target was not achieved. The target may not have been achieved because only 32 tribes reported in FY16.

The 5 Tribes with the highest number of DUI/DWI/OWI arrests in FY16 are as follows:

<u>Arrest</u>	<u>Tribe</u>	<u>State</u>
628	Oglala Sioux Tribe	South Dakota
475	Cheyenne River Sioux Tribe	South Dakota
466	Rosebud Sioux Tribe	South Dakota
361	Salt River Pima Maricopa	Arizona

Performance Measure to be tracked: Number of fatalities involving a driver or motorcycle operator with .08+ BAC (Blood Alcohol Content).

In FY18: Twenty-six (26) funded Tribes reported a total of 19 fatalities with drivers with .08+ BAC.

In FY18: Twenty-six (26) funded Tribes reported a total of 15 fatalities that were alcohol related

In FY17: Twenty-six (26) of 27 funded Tribes reported a total of 6 fatalities with drivers with .08+ BAC.

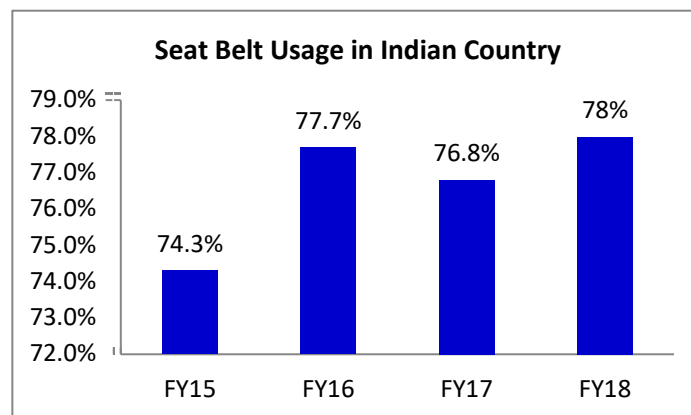
In FY17: Twenty-six (26) of 27 funded Tribes reported a total of 15 fatalities that were alcohol related.

In FY16: Thirty-two (32) of 38 funded Tribes reported a total of 33 fatalities with drivers with .08+ BAC.

In FY16: Thirty-two (32) of 38 funded Tribes reported a total of 43 fatalities that were alcohol related.

Occupant Protection:

The BIA IHSP planned to increase safety belt usage rates in Indian Country from the FY 2016 “national” Indian Country rate of 77.70% to 80% by the end of FY2018.



Safety Belt usage has increased from 76.8% in FY17 to 78% in FY18. The Safety Belt usage rate in Indian Country increased by 1.2% statistically, however it is at a standstill due to the relative error rate of the survey being $\pm 1.96\sigma$. The safety belt target was not achieved but the seat belt usage rate in Indian Country is continuing to rise. Fifty-nine (59) grant funded tribes provided 47 educational presentations to their communities to raise awareness on traffic safety and occupant protection.

The BIA IHSP planned to increase the number of tribes participating and reporting on the “Click It or Ticket” national mobilization from 17 in FY2016 to 20 by the end of FY2018.

Twenty-four (24) grant funded tribes participated in the “Click It or Ticket” national safety belt mobilization and reported statistics on activity reports. The target was achieved

Performance Measure to be tracked: Number of seat belt citations issued during grant-funded enforcement activities.

In FY18: The 26 Tribes funded by the BIA IHSP reported issuing a total of 2,816 safety belt violations and 657 child passenger safety violation citations throughout the project year.

In FY17: The 26 of 27 Tribes funded by the BIA IHSP reported issuing a total of 3,110 safety belt violations and 724 child passenger safety violation citations throughout the project year.

In FY16: The 32 of 38 Tribes funded by the BIA IHSP reported issuing a total of 2,718 safety belt violations and 553 child passenger safety violation citations throughout the project year.

Police Traffic Services:

The Police Traffic Services grants are designed to provide an ongoing sustained impaired driving, speeding, occupant protection and child passenger safety enforcement throughout the grant year.

The BIA IHSP planned to reduce the number of speed related fatalities, on Indian reservations, by 3% from the 2015 FARS number of 108 to 105 by the end of FY2018.

In FY18: The 26 Tribes funded by the BIA IHSP reported a total of 20 speed-related motor vehicle fatalities on their reservations during the project year.

In FY17: The 26 of 27 Tribes funded by the BIA IHSP reported a total of 14 speed-related motor vehicle fatalities on their reservations during the project year.

In FY16: The 32 of 38 Tribes funded by the BIA IHSP reported a total of 20 speed-related motor vehicle fatalities on their reservations during the project year.

BIA IHSP planned to increase the number of citations issued for speed, on Indian reservations, by 6% from the FY2016 number of 39,396 to 41,614 by the end of FY2018.

In FY18: Twenty-six (26) Tribes funded by the BIA IHSP reported 29,217 speed citations issued during the project year.

The 5 Tribes with the highest number of speed citations in FY18 were:

<u>Citations</u>	<u>Tribe</u>	<u>State</u>
5,297	Pueblo of Isleta	New Mexico
4,972	Pueblo of Jemez	New Mexico
3,665	Pueblo of Laguna	New Mexico
2,504	Walker River Paiute Tribe	Nevada
2,224	Jicarilla Apache Nation	New Mexico

In FY17: Twenty-six (26) of 27 Tribes funded by the BIA IHSP reported 29,327 speed citations issued during the project year.

The 5 Tribes with the highest number of speed citations in FY17 were:

<u>Citations</u>	<u>Tribe</u>	<u>State</u>
6,240	Pueblo of Jemez	New Mexico
4,784	Pueblo of Isleta	New Mexico
3,722	Pueblo of Laguna	New Mexico
3,303	Walker River Paiute Tribe	Nevada
1,708	Oglala Sioux Tribe	South Dakota

In FY16: Thirty-two (32) of 38 Tribes funded by the BIA IHSP reported 39,396 speed citations

issued during the project year.

The 5 Tribes with the highest number of speed citations in FY16 were:

<u>Citations</u>	<u>Tribe</u>	<u>State</u>
6,600	Salt River Pima Maricopa	Arizona
5,283	Pueblo of Isleta	New Mexico
4,968	Pueblo of Jemez	New Mexico
2,742	Pueblo of Laguna	New Mexico
2,458	Walker River Paiute Tribe	Nevada

The BIA IHSP planned to increase the number of citations issued for other moving violations (excluding speed and DUI), on Indian reservations, by 12% from the FY2016 number of 33,947 to 38,023 by the end of FY2018.

In FY18: Twenty-six (26) Tribes funded by the BIA IHSP reported issuing 19,162 traffic violation citations. This target was not achieved but this may be due to increased high visibility traffic enforcement by tribal police departments.

The 5 Tribes with the highest number of total traffic violation citations in FY18 were:

<u>Citations</u>	<u>Tribe</u>	<u>State</u>
4,694	Pueblo of Isleta	New Mexico
2,219	White Earth Nation	Minnesota
1,547	Cheyenne River Sioux Tribe	South Dakota
1,185	Pueblo of Laguna	New Mexico
838	Saint Regis Mohawk Tribe	New York

In FY17: Twenty-six (26) of 27 Tribes funded by the BIA IHSP in FY16 reported issuing 19,521 traffic violation citations. This target was not achieved but this may be due to increased high visibility traffic enforcement by tribal police departments. In FY17, 26 tribes reported which is six less than the 32 tribes that reported from the previous year.

The 5 Tribes with the highest number of total traffic violation citations in FY16 were:

<u>Citations</u>	<u>Tribe</u>	<u>State</u>
4,680	Pueblo of Isleta	New Mexico
3,313	White Earth Nation	Minnesota
1,811	Oglala Sioux Tribe	South Dakota
1,244	Cheyenne River Sioux Tribe	South Dakota
940	Walker River Paiute Tribe	Nevada

In FY16: Thirty-two (32) of 38 Tribes funded by the BIA IHSP in FY16 reported 33,947 traffic violation citations. This target may not have been achieved because 6 tribes did not report.

The 5 Tribes with the highest number of total traffic violation citations in FY16 were:

<u>Citations</u>	<u>Tribe</u>	<u>State</u>
9,377	Salt River Pima Maricopa	Arizona
4,932	Pueblo of Isleta	New Mexico
2,891	Oglala Sioux	South Dakota
2,327	White Earth	Minnesota
1,777	Cheyenne River Sioux	South Dakota

Performance Measure to be tracked: Number of un-helmeted motorcyclist fatalities.

In FY18: Number of motorcyclist fatalities reported by the 26 funded Tribes was 0.

In FY18: Number of un-helmeted motorcyclist fatalities was 0.

In FY17: Number of motorcyclist fatalities reported by the 26 of 27 funded Tribes was 0.

In FY17: Number of un-helmeted motorcyclist fatalities was 1.

In FY16: Number of motorcyclist fatalities reported by the 32 of 38 funded Tribes was 3.

In FY16: Number of un-helmeted motorcyclist fatalities was 1.

Performance Measure to be tracked: Number of drivers age 20 or younger involved in fatal crashes.

In FY18: Five (5) fatalities involving drivers age 20 or younger were reported by the Tribes.

In FY17: Two (2) fatalities involving drivers age 20 or younger were reported by the Tribes.

In FY16: One (1) fatality involving drivers age 20 or younger were reported by the Tribes.

Performance Measure to be tracked: Number of pedestrian fatalities.

In FY18: Number of pedestrian fatalities reported by 26 Tribes in FY18 was 9.

In FY17: Number of pedestrian fatalities reported by 26 of 27 Tribes in FY17 was 5

In FY16: Number of pedestrian fatalities reported by 32 of 38 Tribes in FY16 was 16.

Evidence Based Enforcement Program Activities:

The evidence based enforcement activities utilized in order to meet the identified targets included:

- Indian Country evidence based activities included individual tribal analysis of crashes, crash fatalities and the identification of high risk crash areas utilizing local crash data.
- The tribal agencies then deployed a range of enforcement activities through the use of tribal enforcement resources based on the crash analysis and other elements. The activities included: saturation patrols, sobriety checkpoints, overtime enforcement activities and other proven strategies to alleviate unsafe roadway behavioral issues.
- The tribes utilized crash data to educate and inform tribal members on roadway safety dangers through educational presentations and other communication efforts at the local tribal level.

K9-18-01 - Traffic Records

Grant Award: \$169,006.40

Amount Expended: \$168,057.00

TARGET:

To establish an accurate account of all tribal law enforcement program crash records reporting status.

PERFORMANCE MEASURES:

Conduct Traffic Crash Records Summary Assessment of all Indian Country law enforcement programs through a contract which has been awarded to Kaufman and Associates, Inc.

Assess the findings of the information to better serve the tribes which are in need of resources. On-site traffic crash record assessments by the contractor will be conducted to better assist the non-reporting tribes.

By the conclusion of the contract, June 30, 2016, the IHSP will have a completed report on the state of traffic crash reporting in Indian Country. This report will include full traffic crash record assessments of several of the agencies in an effort to assist the tribes who have no reporting system.

STRATEGIES:

- Ensure the vendor selected for the traffic records assessment is adhering to the Statement of Work provided in the contract.
- Ensure the vendor is performing the tasks in a timely manner by monitoring monthly status reports.

SUMMARY:

In FY2018 a Tribal Traffic Records contract was awarded this grant year to Kaufman & Associates, Inc. (KAI). The contract is to conduct a Traffic Records Assessment of tribal law enforcement programs throughout Indian Country.

The period of performance concluded in FY2018 and the purpose of the contract was to identify the level underreporting of crashes occurring in Indian Country.

The final report identified a total of 174 tribal law enforcement agencies, all of which were contacted through phone calls and emails. The response rate was 72% with 126 agencies providing a response and 50 agencies 28% did not provide a response due to incorrect contact information, non-response to e-mails, phone calls or unsuccessful attempts to contact the alternate tribal personnel who could provide a response.

The information gained provided these results:

- Thirty-seven (37%) or 47 agencies responded “Yes” they share crash data with the state.
- Forty-two (42%) or 51 agencies responded “No” they do not share crash data with the state.
- Eighteen (18%) or 23 agencies responded they share limited data with the state based on contingencies. These variables include the jurisdiction, location of the crash, if the crash was considered a misdemeanor or felony offense and if the crash involved tribal or non-tribal members.

At the conclusion of the initial assessment, a determination was made KAI would conduct on-site assessments of tribal agencies in order to collect more specific information pertaining to the agency structure, data collection and reporting processes, crash statistics, relationship with the state, successes of local safety efforts and plans for short-term changes to crash reporting and data. Nine agencies were selected:

- San Carlos Apache Tribe in Peridot, AZ
- Confederated Tribes of the Colville Reservation in Nespelem, WA
- Oglala Sioux Tribe in Pine Ridge, SD
- Miccosukee Tribe of Indians in Miami, FL
- Cherokee Nation in Tahlequah, OK
- Walker River Paiute Tribe in Schurz, NV
- Spokane Tribe in Wellpinit, WA
- Hopi Tribe in Keams Canyon, AZ
- Jemez Pueblo in Jemez Pueblo, NM

KAI developed a Tribal Traffic Crash Reporting Assessment which was sent to the agencies which were selected for an on-site visit. The agencies were chosen based on the level of crash reporting and of the eight that responded to the questionnaire; one agency shared crash data with the state, one shared limited crash data and six of the agencies did not share crash data with the state. The elements of the assessment included:

- Tribal Crash Reporting Program Details-8 questions
- Tribal Crash Reporting Program Communication-14 questions
- Traffic Record Accident Information-10 questions
- Creating a Database for Crash Information-20 questions
- Traffic Safety Decision Making-9 questions

The KAI Traffic Crash Reporting Assessment Final Report was submitted at the conclusion of the contract. The report provides all of the assessments and findings of the on-site evaluations.

Tribal Traffic Records data continues to be a priority of the IHSP. The BIA IHSP serves as part of the tribal Safety Management Systems (SMS) Steering Committee. This committee is comprised of members from tribes and other federal agencies such as; National Highway Traffic Safety Administration (NHTSA), Federal Highway Administration (FHWA), Indian Health Service (IHS), Centers for Disease Center (CDC), and Tribal Technical Assistance Programs (TTAPs). A sub-committee of the many members of the SMS Steering Committee serves as the Tribal Traffic Records Coordinating Committee (TTRCC) for the BIA IHSP. The TTRCC will make every effort to meet at least quarterly during FY2017 and develop a multi-year Traffic Records Strategic Plan.

In addition, FY2018 projects will be required to report all traffic related data to the IHSP as it relates to the traffic records program.

Impaired Driving Program Area

The BIA IHSP has over the years funded many projects aimed at reducing the high rates of drinking and driving on the reservations. The program also remains committed to providing training, educational materials and equipment necessary to assist tribal law enforcement officers and police departments in their efforts to remove drunk drivers from the roadways through sustained enforcement efforts.

All funded projects in FY18 signed a commitment to participate in all national traffic safety campaigns. Tribes were also required to participate in and report on, the “Don’t Shatter the Dream”, Indian State Impaired Driving Mobilization. Funded Tribes participated by conducting checkpoints, saturation patrols and/or enhanced enforcement. Extra funding was added to each project budget for high visibility sustained enforcement throughout the year.

Each of the tribal projects funded in FY18 had an alcohol related performance measure.

Impaired Driving Program Area Target:

The BIA IHSP planned to reduce the incidence of impaired driving by increasing DUI/DWI/OWI arrests by all funded traffic activity within the participating tribes by 20% from the FY2016 total of 4,128 to 4,954 by the end of FY2018.

In FY18: Twenty-six (26) Tribes funded by the BIA IHSP reported 2,795 DUI/DWI/OWI arrests.

In FY18: Fifteen (15) Tribes reported conducting 107 checkpoints.

In FY18: Twenty-four (24) Tribes reported conducting 1,019 saturation patrols.

In FY17: Twenty-six (26) of 27 Tribes funded by the BIA IHSP reported 4,664 DUI/DWI/OWI arrests.

In FY17: Fourteen (14) Tribes reported conducting 109 checkpoints.

In FY17: Twenty-five (25) Tribes reported conducting 1,028 saturation patrols.

In FY16: Thirty-two (32) of 38 Tribes funded by the BIA IHSP reported 4,128 DUI/DWI/OWI arrests.

In FY16: Fourteen (14) Tribes reported conducting 132 checkpoints.

In FY16: Twenty-four (24) Tribes reported conducting 1,183 saturation patrols.

In FY15: Thirty-seven (37) Tribes funded by the BIA IHSP reported 5,381 DUI/DWI/OWI arrests.

In FY15: Thirty-three (33) Tribes reported conducting 170 checkpoints.

In FY15: Thirty-five (35) Tribes reported conducting 693 saturation patrols.

The White Earth Nation, Leech Lake Band of Ojibwe, Upper Sioux and Lower Sioux Tribes in Minnesota and the Shoshone Bannock Tribe in Idaho could not conduct sobriety checkpoints as state law does not permit, but did participate in the saturation patrols.

Note: For each Tribal project, the Reservation Population and Land Base information is from Tiller’s Guide to Indian Country updated with 2010 Census data with the exception of the Ramah-Navajo and Upper Sioux Tribes.

AL-16-01 – BIA OJS (Office of Justice Services)

Grant Award: \$100,000.00

Amount Expended: \$40,510.01

TARGET:

To provide support for the continued operation and maintenance of the Breath Alcohol Testing (BAT) Mobiles purchased for use in Indian Country which will result in decreased alcohol related motor vehicle crash injuries and fatalities within the participating Tribes.

PERFORMANCE MEASURES:

To increase the number of times the BAT Mobiles are deployed within the participating tribes from the FY2016 total of 136 to 140 by the end of FY2018.

In FY18 the BAT Mobile was deployed 19 times, in 9 check points, used for traffic control 9 times and once for educational purposes.

To increase use of BAT Mobiles for educational events on the reservations from the FY2016 number of 41 to 45 in FY2018.

In FY18 the BAT Mobile was used for one (1) educational event on the reservation.

To support the tribes the BIA IHSP purchased four (4) BAT Mobiles in FY10. This was a collaborative effort between the IHSP and OJS Districts. The BAT Mobiles are available for tribal use in OJS Districts I (South Dakota), III (Phoenix), IV (Albuquerque), and V (Billings).

The purchase of these BAT Mobiles has allowed Tribes to more effectively combat drunk drivers on the reservations and to decrease alcohol related motor vehicle crash injuries and fatalities within the participating tribes in OJS Districts I, III, IV, and V.

This allowed for a total of approximately seven (7) Tribes and one (1) BIA OJS Agency to have access to the BAT Mobiles in these OJS Districts for education, checkpoint and traffic control use.

The BAT Mobile was utilized in one (1) BIA OJS District IV at sobriety checkpoints and made available for viewing to tribal community members and school students during health fairs and public safety days.

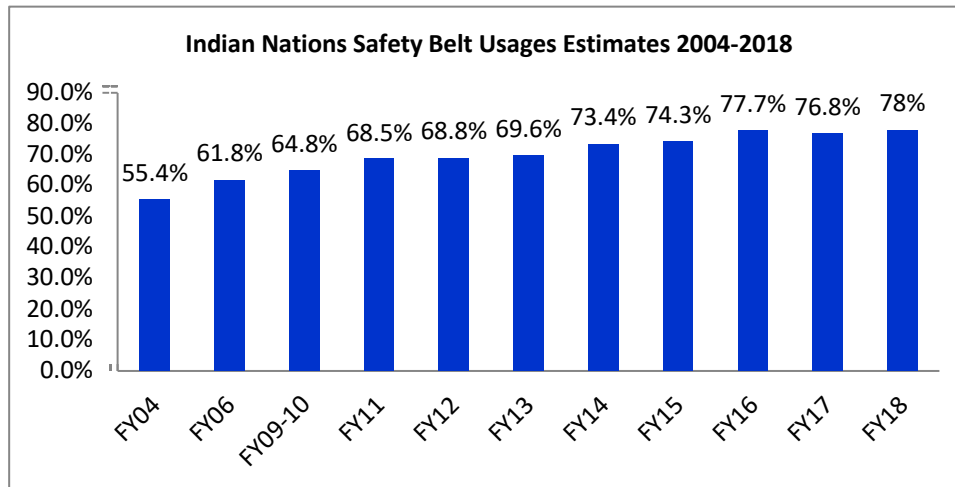
District I - 0 Deployments				
Tribe	Deployed	Education	Checkpoint	Traffic Control
	0	0	0	0
District III – 0 Deployments				
Tribe	Deployed	Education	Checkpoint	Traffic Control
	0	0	0	0
District IV - 19 Deployments				
Tribe	Deployed	Education	Checkpoint	Traffic Control
Pueblo of Isleta	1		1	
Jicarilla Apache Nation	2			2
Pueblo of Laguna	2		1	1
Pueblo of Sandia	1			1
Pueblo of Taos	2		1	1
Pueblo of Santa Ana	4			4
Ramah Navajo Tribe	6		6	
OJS Southern Pueblos Agency	1	1		
District V - 0 Deployments				
Tribe	Deployed	Education	Checkpoint	Traffic Control
	0	0	0	0

Occupant Protection Program Area

Motor vehicle crashes (MVC's) are the leading cause of death and injuries to Native Americans in the United States. Native Americans are killed at rates at least twice that of all other ethnic groups in this country. These high death rates can be attributed to a number of factors including the low and non-use of safety belts and child passenger safety restraint usage on the reservations.

Occupant Protection Program Area Target:

To increase safety belt usage rates in Indian Country from the FY 2016 “national” Indian Country rate of 77.70% to 80% by the end of FY2018.



Indian Country is now at 78% in 2018. While Native American utilization is still lower than the national rate, there has been progress made in Indian Country; seat belt use will continue to be one of the primary focus areas of the IHSP as seat belt usage continues to rise.

Child Passenger Safety

For several years, the BIA IHSP has collaborated with the Indian Health Service to provide child passenger safety seats for Native American children and child passenger safety support safety materials for clinics, checkpoints and fitting stations for those tribes working with their respective Indian Health Service Injury Prevention Specialists.

In FY18, the BIA IHSP awarded Occupant Protection grants to the Tribes. The BIA IHSP reimbursed a total of **\$109,534.62** to grant funded tribes for child safety seats in FY18.

FY18 Child Protection Seat Grantees						
Project Number	Project Title	Amount Awarded	Amount Expended	# of Seats Purchased	# of Seats Distributed	# of Seats Remaining
OP-18-02	Craig Tribal Association	\$11,565.00	\$7,456.17	24	24	0
OP-18-03	Cocopah Indian Tribe	\$4,260.00	\$2,552.03	26	16	0
OP-18-04	Gila River Indian Community	\$11,308.00	\$756.30	60	0	0
OP-18-05	Hopi Tribe	\$12,165.00	\$5,378.48	40	29	0
OP-18-06	San Carlos Apache Tribe	\$2,230.00	\$1,480.77	15	15	0
OP-18-07	Picayune Rancheria of Chukchansi Indians	\$15,075.00	\$9,320.06	51	51	0
OP-18-08	Quechan Indian Tribe	\$2,725.00	\$3,061.22	40	40	0
OP-18-10	Shoshone-Bannock Tribes of the Fort Hall Reservation	\$3,465.00	\$2,913.17	28	28	0
OP-18-11	Fort Belknap Indian Community	\$4,230.00	\$0.00	0	0	0
OP-18-12	Assiniboine & Sioux Tribes of the Fort Peck Indian Reservation	\$2,200.00	\$975.88	24	24	0
OP-18-13	Ponca Tribe of Nebraska	\$10,547.31	\$5,142.25	30	29	0
OP-18-15	Navajo Nation	\$28,755.60	\$0.00	103	103	0
OP-18-16	Pueblo of Laguna	\$6,450.44	\$2,826.08	28	22	0
OP-18-17	Pyramid Lake Paiute Tribe	\$13,710.00	\$9,010.71	40	40	0
OP-18-18	Cheyenne and Arapaho Tribes (OK)	\$10,612.36	\$8,596.71	49	49	0
OP-18-19	Chickasaw Nation	\$10,050.72	\$5,543.04	66	58	0
OP-18-20	Choctaw Nation (OK)	\$11,642.00	\$6,198.00	138	138	0
OP-18-21	Comanche Nation	\$8,095.00	\$3,963.30	40	40	0
OP-18-22	Quapaw Tribe (OK)	\$4,914.03	\$4,914.03	60	60	0
OP-18-23	Tonkawa Tribe (OK)	\$6,990.00	\$2,139.04	25	15	0
OP-18-24	Wichita and Affiliated Tribes	\$8,990.00	\$394.64	0	0	0
OP-18-25	Wyandotte Nation	\$5,277.00	\$5,527.48	45	45	0
OP-18-26	Oglala Sioux Tribe	\$7,581.61	\$7,351.17	107	107	0
OP-18-27	Muckleshoot Indian Tribe	\$1,200.00	\$1,185.93	24	24	0
OP-18-28	Confederated Tribes and Bands of the Yakama Nation	\$9,987.16	\$0.00	73	73	0
OP-18-29	**Menominee Indian Tribe of Wisconsin	\$4,555.00	\$0.00	-	-	-
OP-18-30	Arapaho Tribe of the Wind River Reservation	\$8,675.00	\$5,147.42	92	91	0
OP-18-31	Hualapai Tribe	\$7,395.00	\$0.00	0	0	0
OP-18-32	Prairie Band of Potawatomi Nation	\$7,100.00	\$1,977.28	31	31	0
OP-18-33	Minnesota Chippewa Tribe - Mille Lacs Band	\$11,568.46	\$5,723.46	50	50	0
Total:		\$253,319.69	\$109,534.62	1,309	*1,202	0

* The IHSP only reimburses for the number of seats distributed.

** Denotes Annual Report was not submitted

In FY17, the BIA IHSP awarded Occupant Protection grants to the Tribes. The BIA IHSP reimbursed a total of \$124,303.06 for child safety seats in FY17. Remaining car seats from FY17 inventory were distributed during the FY18 grant year, and 315 remain in tribal inventory.

FY17 Child Protection Seat Grantees							FY18
Project Number	Project Title	Amount Awarded	Amount Expended	# of Seats Purchased	# of Seats Distributed	# of Seats Remaining	# of Seats Remaining
OP-17-02	Native Village of Eyak	\$8,525.00	\$3,965.78	50	50	0	14
OP-17-03	Cocopah Indian Tribe	\$3,700.00	\$2,335.20	34	23	8	0
OP-17-04	Gila River Indian Community	\$9,800.00	\$9,196.88	182	76	106	0
OP-17-05	Quechan Tribe	\$8,500.00	\$0.00	0	0	0	0
OP-17-06	Pokagon Band of Potawatomi Indians	\$3,125.00	\$0.00	0	0	0	0
OP-17-07	Grand Traverse Band of Ottawa & Chippewa Indians	\$4,083.00	\$2,263.85	22	7	15	7
OP-17-08	Grand Portage Reservation	\$3,875.00	\$0.00	0	0	0	0
OP-17-09	Mississippi Band of Choctaw Indians	\$9,140.00	\$0.00	0	0	0	0
OP-17-10	Standing Rock Sioux Tribe	\$24,990.00	\$15,855.50	194	83	51	51
OP-17-11	Pueblo of Laguna	\$7,240.00	\$5,210.00	43	29	14	5
OP-17-12	Pueblo of Acoma	\$2,920.00	\$1,092.81	20	5	15	8
OP-17-13	Pyramid Lake Paiute Tribe	\$6,905.00	\$8,181.28	109	83	26	0
OP-17-14	Te-Moak Tribe of Western Shoshone	\$5,500.00	\$0.00	0	0	0	0
OP-17-15	Duckwater Shoshone Tribe	\$5,155.00	\$0.00	0	0	0	0
OP-17-16	Apache Tribe of Oklahoma	\$3,900.00	\$0.00	0	0	0	0
OP-17-17	Wichita & Affiliated Tribes	\$6,865.00	\$7,990.37	126	3	123	34
OP-17-18	Quapaw Tribe of Oklahoma	\$4,305.00	\$4,305.00	60	60	0	0
OP-17-19	Choctaw Nation of Oklahoma	\$11,715.00	\$9,971.72	200	200	0	0
OP-17-20	Yankton Sioux Tribe	\$7,745.00	\$0.00	0	0	0	0
OP-17-21	Oglala Sioux Tribe	\$15,570.00	\$15,324.72	240	240	0	0
OP-17-22	Ute Indian Tribe	\$13,745.00	\$0.00	0	0	0	0
OP-17-23	Swinomish Indian Community	\$6,110.00	\$5,265.40	124	18	106	106
OP-17-24	Muckleshoot Indian Tribe	\$7,185.00	\$6,888.97	120	11	109	0
OP-17-25	Lower Elwha Klallam Tribe	\$6,685.00	\$6,683.18	70	69	1	1
OP-17-26	Bad River Band of Lake Superior Tribe of Chippewa Indians	\$4,200.00	\$2,821.42	33	18	15	10
OP-17-27	Ho-Chunk Nation	\$7,865.00	\$7,222.90	125	0	125	77
OP-17-28	Craig Tribal Association	\$5,150.00	\$9,728.08	55	32	23	2
OP-17-29	Mille Lacs Band of Ojibwe	\$10,023.00	\$0.00	0	0	0	0
OP-17-30	Northern Arapahoe Tribe (Wind River)	\$4,891.00	\$0.00	0	0	0	0
OP-17-31	Confederated Tribes & Bands of the Yakama Nation	\$5,260.00	\$0.00	0	0	0	0
Total:		\$224,672.00	\$124,303.06	1,807	1,007	737	315

In FY16, the BIA IHSP awarded Occupant Protection grants to the Tribes. The BIA IHSP expended a total of \$124,264.56 on child safety seats in FY16. In FY17, 222 car seats remain in tribal inventory. Remaining car seats from FY16 inventory were distributed during the FY18 grant year, and 29 remain in tribal inventory.

FY16 Child Protection Seat Grantees							FY17	FY18
Project Number	Project Title	Amount Awarded	Amount Expended	# of Seats Purchased	# of Seats Distributed	# of Seats Remaining	# of Seats Remaining	# of Seats Remaining
OP-16-02	Ramah Navajo Tribe	\$5,225.00	\$0.00	0	0	0	0	0
OP-16-03	Reno Sparks Indian Colony	\$2,990.00	\$0.00	0	0	0	0	0
OP-16-04	Fort McDowell Yavapia	\$5,950.00	\$5,820.28	76	48	28	0	0
OP-16-05	Gila River Indian Community	\$35,860.00	\$35,782.91	676	353	323	44	3
OP-16-06	Prairie Band Potawatomi	\$30,000.00	\$22,107.80	355	240	115	88	0
OP-16-07	Nez Perce Tribe	\$9,975.00	\$0.00	0	0	0	0	0
OP-16-08	Colorado River Indian Tribe	\$5,396.00	\$0.00	0	0	0	0	0
OP-16-09	Oglala Sioux Tribe	\$16,500.00	\$16,373.76	296	214	82	0	0
OP-16-10	Shoshone Bannock Tribes	\$9,995.00	\$9,374.10	168	131	37	0	0
OP-16-11	Pueblo of Isleta	\$6,700.00	\$0.00	0	0	0	0	0
OP-16-12	Pueblo of Jemez	\$6,750.00	\$3,140.04	83	0	83	36	0
OP-16-13	White Earth Nation	\$8,707.00	\$0.00	0	0	0	0	0
OP-16-14	Menominee Indian Tribe	\$2,800.00	\$0.00	0	0	0	0	0
OP-16-15	Leech Lake Band of Ojibwe	\$7,500.00	\$7,000.00	150	0	150	0	0
OP-16-16	Northern Cheyenne Tribe	\$7,348.00	\$2,362.80	48	48	0	0	0
OP-16-17	Choctaw Nation	\$8,700.00	\$6,621.50	110	102	8	0	0
OP-16-18	Comanche Nation	\$5,082.00	\$4,566.12	94	94	0	0	0
OP-16-19	San Ildefonso Pueblo	\$5,000.00	\$0.00	0	0	0	0	0
OP-16-20	Susanville Rancheria	\$645.00	\$0.00	0	0	0	0	0
OP-16-21	Kaw Nation	\$7,190.00	\$7,154.29	141	8	133	54	26
OP-16-22	Skokomish Indian Tribe	\$5,740.00	\$0.00	0	0	0	0	0
OP-16-23	Wichita & Affiliated Tribes	\$7,000.00	\$3,960.96	87	87	0	0	0
OP-16-24	Chippewa Cree Tribe (Rocky Boy)	\$8,400.00	\$0.00	0	0	0	0	0
	Totals:	\$209,453.00	\$124,264.56	2,284	1,325	959	222	29

Police Traffic Services Program Area

The BIA IHSP has remained committed to providing the necessary tools and training that tribal law enforcement departments need in order to effectively enforce traffic laws and ordinances.

All Tribal law enforcement agencies funded in FY18 signed commitments to participate in all national mobilizations as well as enhanced enforcement at other times of the year and sustained enforcement throughout the year. Additionally, extra funding was added to each project so they could conduct high visibility enforcement throughout the year.

The BIA IHSP staff depends on the NHTSA Region 6 Media Consultant to provide mobilization campaign material to distribute to tribes nationwide. It is invaluable during the national mobilizations the grant funded Tribes are required to participate in. The media services were available but didn't provide much for the tribes to utilize in this time period.

The BIA IHSP Director provided one site visit to the following tribes: Cheyenne River Sioux Tribe, Pueblo of Laguna, and Pueblo of Acoma law enforcement, along with Pyramid Lake Paiute Tribe child protection seat grant programs.

The site visit was used to ensure compliance with grant agreement requirements and evaluate the project progress toward stated goals.

In FY18, the BIA IHSP Director and Program Coordinator continued to evaluate and assist tribes to meet their performance measures/targets. Tribal Police departments had difficulty in meeting their overall and individual performance measures. This could be due to high visibility enforcement which would deter traffic infractions and keep impaired drivers off the road. It should be noted Tribal Police Departments issued 23,237 verbal and written warnings during the grant year. This may not be effective to change driver behavior, it illustrates Tribal Police are making vehicle contacts.

Police Traffic Services (PTS) Program Area Target:

To reduce the number of speed related fatalities on Indian reservations by 3% from the 2015 FARS number of 108 to 105 by the end of FY2018. FARS 2015 reported 125 speed related fatalities on reservations.

Twenty-six (26) Tribes funded by the BIA IHSP in FY18 reported a total of 20 speed-related motor vehicle fatalities on their reservations during the project year. This target was met.

The BIA IHSP planned to increase the number of citations issued for speed on Indian reservations by 6% from the FY2016 number of 39,396 to 41,614 by the end of FY2018.

Twenty-six (26) Tribes funded by the BIA IHSP in FY18 reported 29,217 speed citations issued during the project year. This target was not met and could be the result of high visibility enforcement.

To increase the number of citations issued for other moving violations (excluding speed and DUI), on Indian reservations, by 12% from the FY2016 number of 33,947 to 38,023 by the end of FY2018.

Twenty-six (26) Tribes funded by the BIA IHSP in FY18 reported 19,162 traffic violation citations. The target was not met. This could be due to high visibility traffic enforcement.

To decrease the number of motorcyclist fatalities on Indian reservations by 12% from the 2014

FARS number of 25 to 22 by the end of FY2018.

Number of motorcyclist fatalities reported by 26 funded Tribes was 0.

Number of un-helmeted motorcyclists was 0.

To decrease the number of pedestrian fatalities on Indian reservations by 20% from the 2014 FARS number of 54 to 45 by the end of FY2018.

Number of pedestrian fatalities reported by 26 Tribes in FY18 was 9.

FY18 Core Outcome Measures

A-1 Core Measure: Seat belt citations issued during grant-funded enforcement activities current:

In FY18: Twenty-six (26) Tribes reported 2,816 seat belt citations issued.

A-2 Core Measure: Impaired driving arrests made during grant-funded enforcements activities current:

In FY18: Twenty-six (26) Tribes reported 2,795 DUI/OWI arrests were made.

A-3 Core Measure: Speeding citations issued during the grant-funded enforcement activities current:

In FY18: Twenty-six (26) Tribes reported 29,217 speed citations were issued.

B-1 Core Measure: To increase safety belt usage rates in Indian Country from the FY 2016 “national” Indian Country rate of 77.70% to 80% by the end of FY2018.

In FY18: Indian Country is now at 78%.

C-1 Core Measure: To reduce all fatalities on Indian reservations by 11% from the 2014 FARS number of 359 to 318 by the end of FY2018. According to 2015 FARS data there were 369 motor vehicle fatalities on reservations. FARS shows motor vehicle crash fatalities have continued to rise from the 316 reported in 2013 to 369 reported in FY15.

In FY18: Twenty-six (26) Tribes reported a total of 51 motor vehicle fatalities.

C-4 Core Measure: To reduce the total number of un-restrained passenger vehicle occupant fatalities, all seat positions by 9% from the 2014 FARs number of 166 to 152 by the end of FY2018. Current FARS 2015 data reflects 166 un-restrained passenger vehicle occupant fatalities all seat positions remains the same as what was reported in FARS 2014. Un-restrained passenger vehicle-occupant fatalities all seat positions have not increased or decreased but has stayed the same the last two years.

In FY18: Twenty-six (26) Tribes reported a total of 3,218 motor vehicle crashes (MVC’s) on their reservations. Of this number 51 were motor vehicle crash fatalities and 23 of the people killed were not wearing seat belts.

C-5 Core Measure: Reduce crash fatalities on Indian reservations involving drivers or motorcycle operators with a BAC of 0.08 or above by 17% from the FARS 2014 number of 133 to 111 by the end of FY2018. Current 2015 FARS data reflects the number of on reservation fatalities in crashes involving a driver/motorcycle rider increased to 168.

In FY18: Twenty-six (26) funded Tribes reported a total of 19 fatalities with drivers with .08+ BAC.

C-6 Core Measure: To reduce the number of speed related fatalities on Indian reservations by 3% from the 2015 FARS number of 108 to 105 by the end of FY2018. Current 2015 FARs data reflects an upward trend of 125 fatalities on reservations. According to FARS speed related fatalities increased from the FY2014 number of 108 to 125 in FY2015.

In FY18: Twenty-six (26) funded Tribes reported a total of 20 speed-related motor vehicle fatalities on their reservations during the project year.

C-7 Core Measure: To decrease the number of motorcyclist fatalities on Indian reservations by 12% from the 2014 FARS number of 25 to 22 by the end of FY2018. Current FARS 2015 data shows

motorcyclist fatalities decreased to 22 on reservations. FARS 2013 number of 18 reveals motorcyclist fatalities have steadily increased on Indian reservations according to FARS 2015 number of 22.

In FY18: Twenty-six (26) funded tribes reported 0 motorcyclist fatalities on their reservations during the project year.

C-8 Core Measure: To reduce the number of un-helmeted motorcyclist fatalities on reservations from 2014 FARS number of 13 to 11 by the end of 2018. Current 2015 FARS data reflects a downward trend of un-helmeted motorcycle fatalities on reservations to 6 from the FARS 2013 number of 13.

In FY18: Twenty-six (26) funded tribes reported 0 un-helmeted motorcyclist fatality on their reservations during the project year.

C-9 Core Measure: To decrease the number of drivers 20 or younger on reservations involved in fatal crashes from 2014 FARS number of 18 to 13 in 2018. Current 2015 FARS data reveals a downward trend of 15 driver fatalities age 20 and younger on reservations compared to FARS 2014 number of 18.

In FY18: Twenty-six (26) funded tribes reported a total of 5 fatalities of drivers 20 or younger fatalities on their reservations during the project year.

C-10 Core Measure: To reduce the number of pedestrians involved in fatal crashes on reservations from 2014 FARS number of 54 to 45 in 2018. Current FARS data from 2015 shows an increase in pedestrian fatalities on reservations at 58 since FARS reported 23 in 2012. Pedestrian fatalities continue in an upward trend according to FAR data from 2012 to 2015.

In FY18: Twenty-six (26) funded tribes reported a total of 9 pedestrian fatalities on their reservations during the project year.

C-11 Core Measure: To maintain the number of bicyclists on reservation involved in fatal crashes from 2014 FARS number of 1 in 2018. Current FARS 2015 data shows the number of pedal cyclist fatalities of 5. According to FARS data pedal cyclist fatalities have increased from the 2014 number of 1 to 5 in 2015.

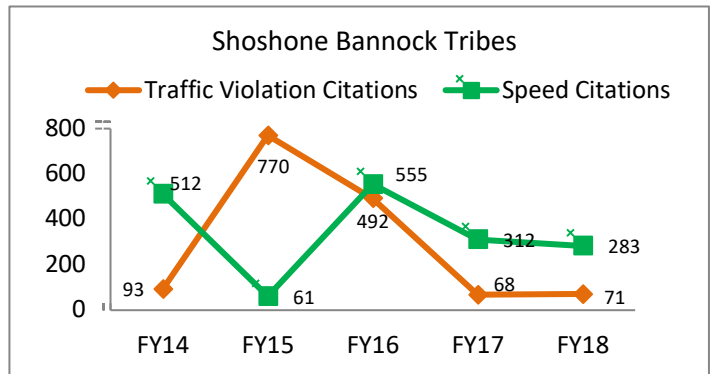
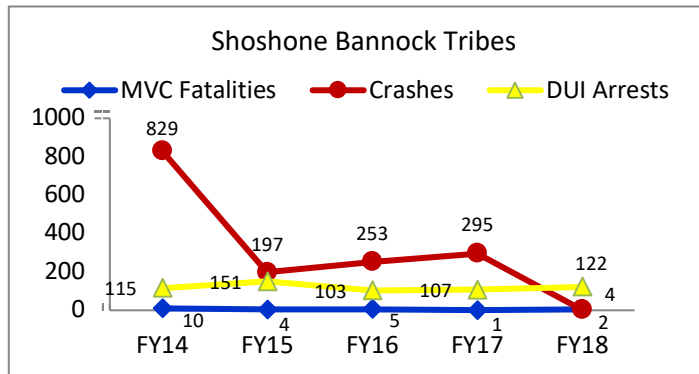
In FY18: Twenty-six (26) funded tribes reported a total of 0 bicyclist fatalities on their reservations during the project year.

Full-Time Grant Projects

PT-18-02 - Shoshone-Bannock Tribes (Idaho)

Grant Award: \$132,775.00
Project funded for: One (1) Highway Safety Officer(s)
Safety Belt Law: Primary (Law Passed June 2016)
Traffic Statistics Software: Spillman Technologies
Reservation Population: 7,500

Amount Expended: \$22,006.29
Law Enforcement: Tribal
Tribal BAC Law: 0.01
Land Base: 544,000 Acres
Road Miles: 534



PERFORMANCE MEASURES/TARGETS:

- To reduce the number of motor vehicle related fatalities by 14% on the Shoshone-Bannock Tribe's Reservation from the FY2016 number of 7 to 6 by the end of FY2018.

Total number of motor vehicle crash fatalities in FY18 (October 1, 2017 - September 30, 2018): 4

- To reduce the number of fatalities in crashes involving a driver with a BAC of 0.08+ by 17% from the FY2016 number of 6 to 5 by the end of FY2018.

Total number of fatalities in crashes involving a driver with a BAC of 0.08+ in 2018: 1

- To reduce the number of motor vehicle related crashes by 10% from the FY2016 number of 253 to 227 by the end of FY2018.

Total number of motor vehicle crashes in FY18: 217

- To increase the number of DUI arrests by 10% from the FY2016 number of 103 to 113 by the end of FY2018.

Total number of DUI arrests by the PD in 2018: 122 *By the HSO: 0*

- To maintain the number of speed citations issued in FY2016 at 555 by the end of FY2018.

Total number of speed citations issued by the PD in 2018: 283 *By the HSO: 1*

SUMMARY:

The Shoshone Bannock Tribes did not fully expend grant funding awarded in FY18. The Police Department did not hire a full-time HSO but purchased all equipment awarded (1 Radar/Lidar; 2 PBT's, 1 Speed Trailer).

The Shoshone Bannock Tribes Patrol Division stepped up and were able to meet all their goals for FY2018 with the exception of speeding. Increasing speed citations goal was not met due to Officers having to respond to other calls as well as enforce traffic. The Police Department met their targets in reducing MVCF, along with fatalities in crashes involving a driver with a BAC of 0.08+, MVC's, and exceeded DUI arrests by 9 during the FY18 grant year.

Officers participated Summer Jurassic Kids Day event in August where they discussed traffic safety tips such as seatbelts, dangers of texting and driving, drinking and driving, etc.

2018 ACTIVITY REPORT:

4	Motor vehicle crash (MVC) fatalities
2	Alcohol-related MVC fatalities
3	Speed-related MVC fatalities
1	MVC fatalities involving driver with BAC of 0.08+
1	MVC fatalities with driver < age 20
0	Unrestrained occupant MVC fatalities, all seat positions
0	Motorcyclist fatalities
0	Un-helmeted motorcyclist fatalities
0	Pedestrian fatalities
217	Motor vehicle crashes
79	Injury related MVCs
17	Alcohol-related MVCs
1	Speed-related MVCs
71	Traffic citations
0	Traffic citations issued by HSO
122	DUI arrests
0	DUI arrests issued by HSO
283	Speed citations
1	Speed citations issued by HSO
252	Verbal & Written Warnings Issued
4	Verbal & Written Warnings Issued by HSO
30	Seat belt citations
3	CPS citations

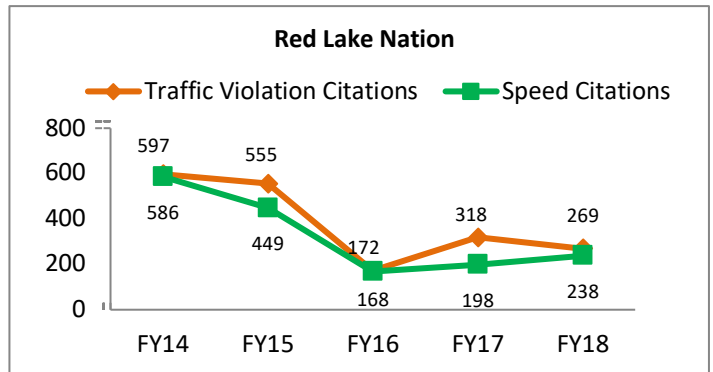
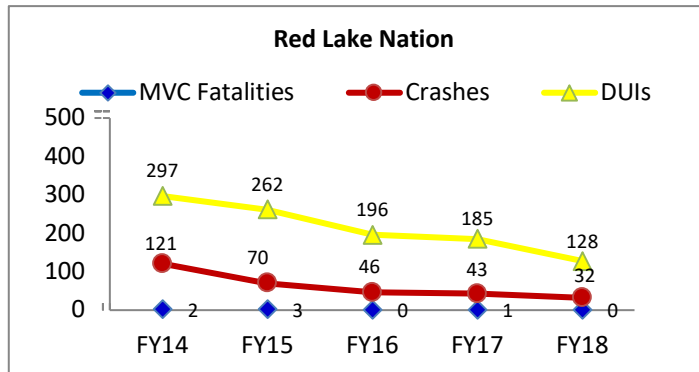
During FY18, the Shoshone-Bannock Tribes Program conducted:

2	Checkpoints
3	Saturation Patrols
0	Traffic safety presentations (community/school)

PT-18-03 - Red Lake Band of Chippewa Indians (Minnesota)

Grant Award: \$272,085.00
Project funded for: Two (2) Highway Safety Officer(s)
Safety Belt Law: Primary (Law Passed January 2016)
Traffic Statistics Software: LETG
Reservation Population: 12,132

Amount Expended: \$291,477.25
Law Enforcement: Tribal
Tribal BAC Law: 0.08
Land Base: 840,000 Acres
Road Miles: 675



PERFORMANCE MEASURES/TARGETS:

- To maintain the number of motor vehicle related fatalities on the Red Lake Band of Chippewa Indian's Reservation at the FY2016 number of 0 by the end of FY2018.
Total number of motor vehicle crash fatalities in FY18 (October 1, 2017 - September 30, 2018): 0
- To reduce the number of motor vehicle related crashes by 7% from the FY2016 number of 46 to 43 by the end of FY2018.
Total number of motor vehicle crashes in FY18: 32
- To increase the number of DUI arrests by 12% from the FY2016 number of 193 to 216 by the end of FY2018.
Total number of DUI arrests by the PD in 2018: 128 *By the HSO: 30*
- To increase the number of traffic citations (excluding speed and DUI) by 10% from the FY2016 number of 630 to 694 by the end of FY2018.
Total number of speed citations issued by the PD in 2018: 238 *By the HSO: 105*

SUMMARY:

Red Lake Band of Chippewa Indians was originally awarded \$272,085.00 and requested an additional amount of \$100,906.65 for a total of \$392,383.90; in which they expended \$291,477.25 during the FY18 grant year. The Tribal Police Department did not meet their goals because the Tribe experienced a computer virus that affected the entire Tribe along with the Police Department records along with highway safety statistics. The virus also affected mobile ticket writers installed in police units. The department was forced to hand write tickets and assign cad numbers. The entire Police Department engaged in a search for a missing fishermen on the lake, which took Officers off the road for several weeks. Therefore, the two incidents affected traffic safety/enforcement statistics. Officers were also not able to work grant funded overtime due to these issues.

The RLPD also had another year of reaching Zero Deaths, which is a huge accomplishment. This proves grant funding is assisting the HSO's and RLPD in making a difference in the community. The Red Lake Police Department (RLPD) participated in 3 mobilizations, provided 2 traffic safety presentations, issued 282 safety belt and 30 child protection seat citations. The RLPD plans to work with Officers in the department to conduct more traffic stops, in order to increase the number of DUI arrests. The RLPD also noticed Patrol Officers rely on the HSO's to conduct most of the traffic stops. This issue will be corrected as the RLPD realizes overall participation in traffic Safety is required to make a bigger

difference within the community. Another highlight is the distracted driving law which was passed through the RLPD's participation with the Red Lake Tribal Code meetings. The highway safety grant is making a safer driving environment for the Red Lake Indian Reservation, due to the enforcement from the HSO's.

The RLPD was granted additional funding to purchase a SIDNE, and 2 Dodge Durangos with equipment. The RLPD purchased a SIDNE, with grant funding, which is a mobile go cart, that is utilized to teach teens on the effects of impaired driving. The SIDNE machine has been a huge success as teens line up to test out the machine and has generated community involvement. Grant funding also assisted the RLPD in purchasing two 2018 Dodge Durango's with equipment (2 radars, in car video, speakers) due to a shortage of police units. Three radar/lidars, and traffic cones were also purchased for the grant program.

2018 ACTIVITY REPORT:

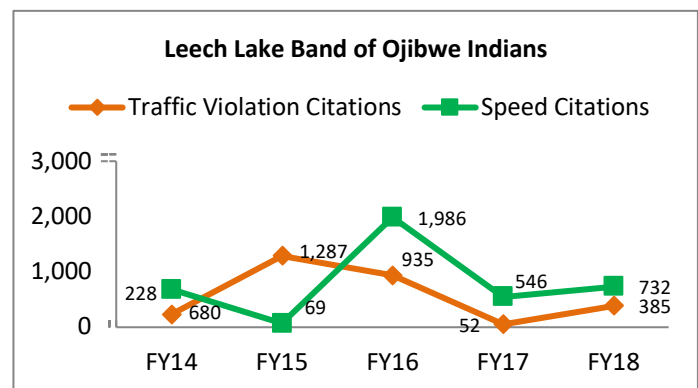
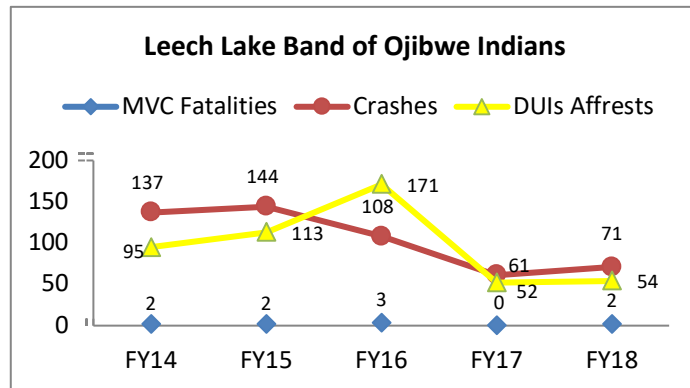
0	Motor vehicle crash (MVC) fatalities
0	Alcohol-related MVC fatalities
0	Speed-related MVC fatalities
0	MVC fatalities involving driver with BAC of 0.08+
0	MVC fatalities with driver < age 20
0	Unrestrained occupant MVC fatalities, all seat positions
0	Motorcyclist fatalities
0	Un-helmeted motorcyclist fatalities
0	Pedestrian fatalities
32	Motor vehicle crashes
14	Injury related MVCs
18	Alcohol-related MVCs
25	Speed-related MVCs
269	Traffic citations
144	Traffic citations issued by HSO
128	DUI arrests
30	DUI arrests issued by HSO
238	Speed citations
105	Speed citations issued by HSO
1,438	Verbal & Written Warnings Issued
342	Verbal & Written Warnings Issued by HSO
282	Seat belt citations
30	CPS citations

During FY18, the Red Lake Band of Chippewa Indians Program conducted:

22	Checkpoints
0	Saturation Patrols
4	Traffic safety presentations (community/school)

PT-18-04 - Leech Lake Band of Ojibwe (Minnesota)

Grant Award:	\$375,400.00	Amount Expended:	\$258,584.44
Project funded for:	Two (2) Highway Safety Officer(s) & One 1 Data Clerk	Law Enforcement:	Tribal
Safety Belt Law:	Primary (date passed unknown)	Tribal BAC Law:	0.08
Traffic Statistics Software:	LETG	Land Base:	838,000 Acres
Reservation Population:	9,950	Road Miles:	660



PERFORMANCE MEASURES/TARGETS:

- To reduce the number of motor vehicle related fatalities by 100% on the Leech Lake Band of Ojibwe's Reservation from the FY2016 number of 1 to 0 by the end of FY2018.
Total number of motor vehicle crash fatalities in FY18 (October 1, 2017 - September 30, 2018): 2
- To reduce the number of pedestrian fatalities in crashes by 100% from the FY2016 number of 1 to 0 by the end of FY2018.
Total number of pedestrian crash fatalities in 2018: 0
- To reduce the number of motor vehicle related crashes by 6% from the FY2016 number of 108 to 95 by the end of FY2018.
Total number of motor vehicle crashes in FY18: 71
- To increase the number of DUI arrests by 9% from the FY2016 number of 171 to 188 by the end of FY2018.
Total number of DUI arrests by the PD in 2018: 54 *By the HSO: 15*
- To increase the number of speed citations issued by 10% from the FY2016 number of 1,986 to 2,185 by the end of FY2018.
Total number of speed citations issued by the PD in 2018: 732 *By the HSO: 629*

SUMMARY:

Leech Lake Tribal Police Department (LLTPD) was unable to expend wages and overtime because they had 1 HSO vacancy for 3 months due to human resource issues. The LLTPD was also short staffed at the same time the HSO position was advertised.

LLTPD met their targets for reducing MVCF and pedestrian fatalities, and MVC's. They did not meet their goals to increase DUI arrests and speed citations for the grant year. The LLTPD issued 1,404 written and verbal warnings in FY18. The grant program participated in 3 mandatory mobilizations, issued 14 seat belt citations along with 1 child passenger safety seat citation, and conducted 16 saturation patrols during the grant year.

The Project Coordinator, HSO, and Crime Data Analyst attended the LifeSavers Conference under grant funding. They

also provided the LLTPD with new knowledge and approaches on testing individuals under the influence of drugs/alcohol. LifeSavers Conference also allowed them to network with other agencies on different tactics and how to curb traffic crime. HSO's provided traffic presentations in the community emphasizing the dangers of texting while driving and under the influence of drugs/alcohol to teenagers and parents. LLTPD held it's annual National Night Out with over 500 community members. HSO's teamed up with the National Guard and created an obstacle course using Go-Karts and fatal vision goggles to show the different effects of driving under the influence of alcohol/drugs. Grant funding allowed the HSO and another Officer to attend DMT certification training.

LLTPD also purchased a radar trailer which assisted in reducing speeding in rural areas and at Powwow locations. They also purchase a new Getac and Toughbook for HSO's along with 2 signal boosters.

2018 ACTIVITY REPORT:

2	Motor vehicle crash (MVC) fatalities
0	Alcohol-related MVC fatalities
0	Speed-related MVC fatalities
0	MVC fatalities involving driver with BAC of 0.08+
0	MVC fatalities with driver < age 20
0	Unrestrained occupant MVC fatalities, all seat positions
0	Motorcyclist fatalities
0	Un-helmeted motorcyclist fatalities
0	Pedestrian fatalities
71	Motor vehicle crashes
33	Injury related MVCs
2	Alcohol-related MVCs
1	Speed-related MVCs
385	Traffic citations
186	Traffic citations issued by HSO
54	DUI arrests
15	DUI arrests issued by HSO
732	Speed citations
629	Speed citations issued by HSO
1,404	Verbal & Written Warnings Issued
534	Verbal & Written Warnings Issued by HSO
14	Seat belt citations
1	CPS citations

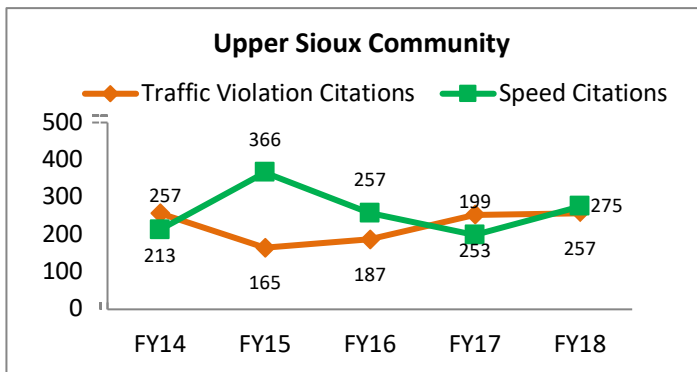
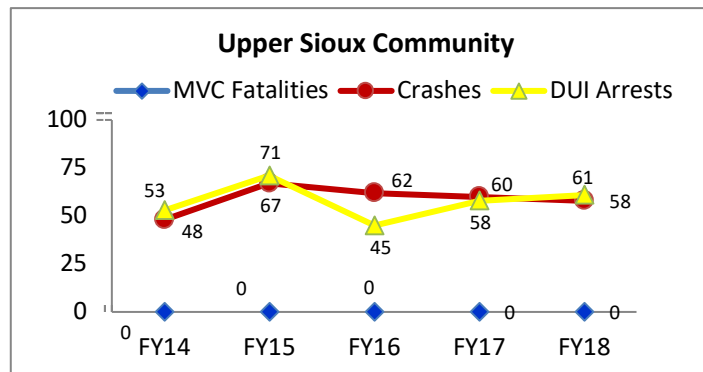
During FY18, the Leech Lake Band of Ojibwe Program conducted:

0	Checkpoints
16	Saturation Patrols
2	Traffic safety presentations (community/school)

PT-18-05 - Upper Sioux Community (Minnesota)

Grant Award: \$184,070.00
Project funded for: One (1) Highway Safety Officer(s)
Safety Belt Law: Primary (Law Passed 2007)
Traffic Statistics Software: LETG
Reservation Population: 508

Amount Expended: \$131,227.36
Law Enforcement: Tribal
Tribal BAC Law: 0.08
Land Base: 1,900 Acres
Road Miles: 27



PERFORMANCE MEASURES/TARGETS:

- To maintain the number of motor vehicle related fatalities on the Upper Sioux Community's Reservation at the FY2016 number of 0 by the end of FY2018.
Total number of motor vehicle crash fatalities in FY18 (October 1, 2017 - September 30, 2018): 0
- To reduce the number of motor vehicle related crashes by 7% from the FY2016 number of 62 to 58 by the end of FY2018.
Total number of motor vehicle crashes in FY18: 58
- To increase the number of DUI arrests by 16% from the FY2016 number of 45 to 52 by the end of FY2018.
Total number of DUI arrests by the PD in 2018: 61 *By the HSO: 22*

SUMMARY:

The Upper Sioux Community did not fully expend FY18 grant funding due to delays in hiring a HSO and the loss of 3 Police Officers who worked grant funded overtime shifts.

The Upper Sioux Community met all targets for the FY18 grant year. The Police Department also issued 257 traffic citations, 275 speed citations, 49 safety belt citations, and 5 child passenger safety seat citations. They also conducted 94 saturation patrols and provided 2 traffic safety presentations to the community.

Grant funding allowed Officers to attend and complete standardized field sobriety testing, advanced roadside impaired driver evaluation, DMT-G breath testing for alcohol impairment and Drug Recognition Expert Training. With these enhancements to the Upper Sioux Community Police Department traffic's safety program they have improved overall traffic safety in their community. Grant funding also assisted the tribe in purchasing 1 police unit with a light bar, and digital citation software.

2018 ACTIVITY REPORT:

0	Motor vehicle crash (MVC) fatalities
0	Alcohol-related MVC fatalities
0	Speed-related MVC fatalities
0	MVC fatalities involving driver with BAC of 0.08+
0	MVC fatalities with driver < age 20
0	Unrestrained occupant MVC fatalities, all seat positions
0	Motorcyclist fatalities
0	Un-helmeted motorcyclist fatalities
0	Pedestrian fatalities
58	Motor vehicle crashes
14	Injury related MVCs
10	Alcohol-related MVCs
9	Speed-related MVCs
257	Traffic citations
105	Traffic citations issued by HSO
61	DUI arrests
22	DUI arrests issued by HSO
275	Speed citations
81	Speed citations issued by HSO
436	Verbal & Written Warnings Issued
196	Verbal & Written Warnings Issued by HSO
49	Seat belt citations
5	CPS citations

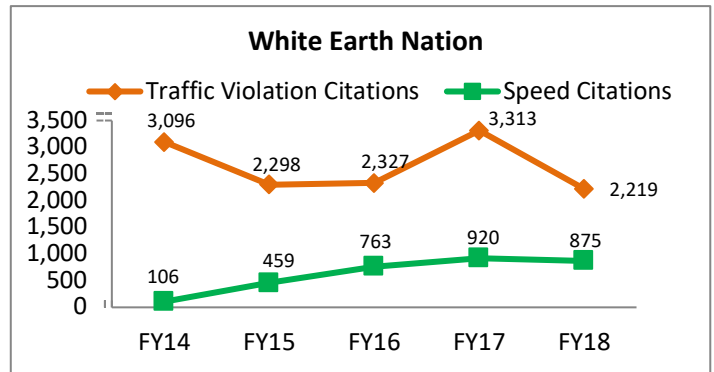
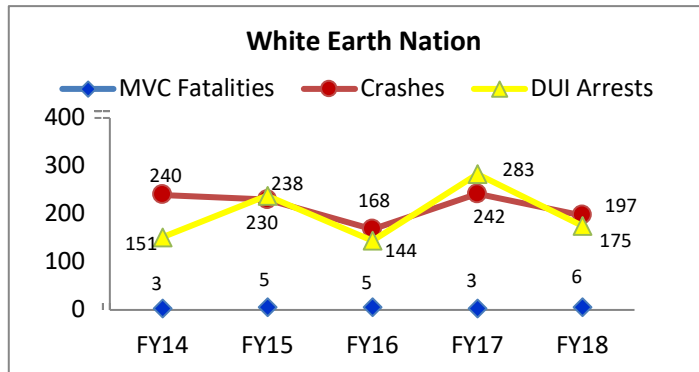
During FY18, the Upper Sioux Community Program conducted:

0	Checkpoints
94	Saturation Patrols
2	Traffic safety presentations (community/school)

PT-18-06 - White Earth Band of Chippewa Indians (Minnesota)

Grant Award: \$271,560.00
Project funded for: Three (3) Highway Safety Officer(s)
Safety Belt Law: Yes (Law Passed July 2005)
Traffic Statistics Software: Zuercher Technology
Reservation Population: 21,274

Amount Expended: \$309,225.56
Law Enforcement: Tribal
Tribal BAC Law: 0.08
Land Base: 834,425 Acres
Road Miles: 1,408



PERFORMANCE MEASURES/TARGETS:

- To reduce the number of motor vehicle related fatalities by 60% on the White Earth Band of Chippewa Indian's Reservation by from the FY2016 number of 5 to 2 by the end of FY2018.

Total number of motor vehicle crash fatalities in FY18 (October 1, 2017 - September 30, 2018): 6

- To reduce the number of fatalities in crashes involving a driver with a BAC of 0.08+ by 50% from the FY2016 number of 2 to 1 by the end of FY2018.

Total number of fatalities in crashes involving a driver with a BAC of 0.08+ in 2018: 4

- To reduce the number of motor vehicle related crashes by 15% from the FY2016 number of 168 to 143 by the end of FY2018.

Total number of motor vehicle crashes in FY18: 197

- To increase the number of speed citations issued by 25% from the FY2016 number of 763 to 950 by the end of FY2018

Total number of speed citations by the PD in 2018: 875

By the HSO: 453

- To increase the number of traffic citations (excluding speed and DUI) by 10% from the FY2016 number of 2,327 to 2,560 by the end of FY2018.

Total number of traffic citations issued by the PD in 2018: 2,219

By the HSO: 841

SUMMARY:

The White Earth Nation was originally awarded \$271,560.00 and requested an additional amount of \$227,015.52 for a total of \$498,575.52; in which they expended \$309,225.56 during the FY18 grant year. They increased their statistics, educational presentations, training, and other activities, but did not expend funding in other line items.

The White Earth Nation Police Department (WENPD) did not meet all of their goals for the grant year despite the amount of traffic citations, media releases, and proactive measures they took on traffic safety and enforcement. There were 6 MVC fatalities of which 4 were alcohol related, 197 MVC's and 875 speed citations issued. They also issued 2,219 traffic citations and gave 3,605 written and/or verbal traffic warnings during the grant year. The large number of warnings could have kept the grant program from reaching their goals.

One of the Tribes biggest accomplishments was their seatbelt usage went from 82% to 86%. The White Earth Police Department provided a lot of educational presentations during the FY18 year; along with conducting a successful mock crash.

WENPD was granted additional funding for a 3rd HSO position 1 Chevy Tahoe with radar, and in car video. Grant funding also assisted the tribe in purchasing a digital camera, 2 laptops, and 2 lidars.

2018 ACTIVITY REPORT:

6	Motor vehicle crash (MVC) fatalities
4	Alcohol-related MVC fatalities
5	Speed-related MVC fatalities
4	MVC fatalities involving driver with BAC of 0.08+
2	MVC fatalities with driver < age 20
4	Unrestrained occupant MVC fatalities, all seat positions
0	Motorcyclist fatalities
0	Un-helmeted motorcyclist fatalities
0	Pedestrian fatalities
197	Motor vehicle crashes
128	Injury related MVCs
32	Alcohol-related MVCs
69	Speed-related MVCs
2,219	Traffic citations
841	Traffic citations issued by HSO
175	DUI arrests
55	DUI arrests issued by HSO
875	Speed citations
453	Speed citations issued by HSO
3,605	Verbal & Written Warnings Issued
1,874	Verbal & Written Warnings Issued by HSO
163	Seat belt citations
76	CPS citations

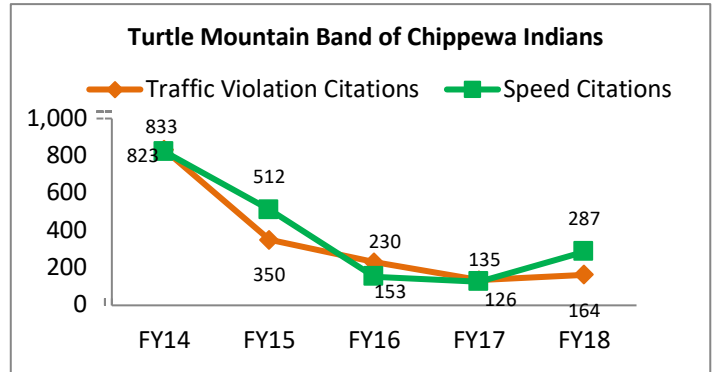
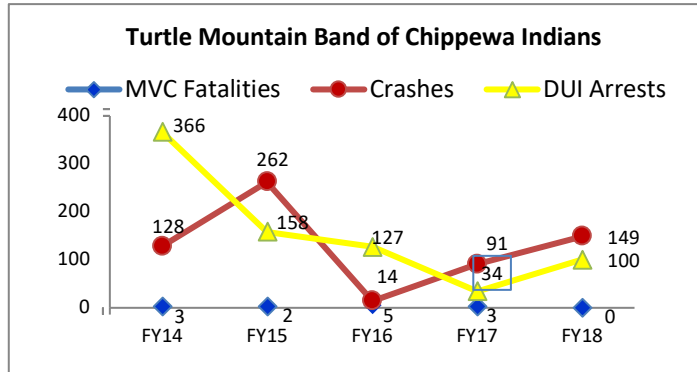
During FY18, the White Earth Band of Chippewa Indians Program conducted:

0	Checkpoints
12	Saturation Patrols
4	Traffic safety presentations (community/school)

PT-18-07 - Turtle Mountain Band of Chippewa (North Dakota)

Grant Award: \$109,675.00
Project funded for: One (1) Highway Safety Officer(s)
Safety Belt Law: Yes (Law Passed August 2005)
Traffic Statistics Software: IMARS
Reservation Population: 14,614

Amount Expended: \$43,475.66
Law Enforcement: Tribal
Tribal BAC Law: 0.10
Land Base: 79,176 Acres
Road Miles: 233



PERFORMANCE MEASURES/TARGETS:

- To reduce the number of motor vehicle related fatalities by 20% on the Turtle Mountain Band of Chippewa's Reservation from the FY2016 number of 5 to 4 by the end of FY2018.
Total number of motor vehicle crash fatalities in FY18 (October 1, 2017 - September 30, 2018): 0
- To reduce the number of motor vehicle related crashes by 29% from the FY2016 number of 104 to 85 by the end of FY2018.
Total number of motor vehicle crashes in FY18: 149
- To increase the number of DUI arrests by 7% from the FY2016 number of 127 to 136 by the end of FY2018.
Total number of DUI arrests by the PD in 2018: 100 *By the HSO: 2*
- To increase the number of traffic citations (excluding speed and DUI) by 10% from the FY2016 number of 807 to 888 by the end of FY2018.
Total number of traffic citations issued by the PD in 2018: 164 *By the HSO: 16*

SUMMARY:

The Turtle Mountain Band of Chippewa did not fully expend grant funding for FY18. The HSO was hired later in the grant year and the Chief of Police retired. In order to reduce tribal budget shortfalls the Tribal Council did not allow tribal employees to work overtime; this affected expending the overtime budget awarded for the FY18 grant year.

Turtle Mountain Band of Chippewa Police Department (TMBCPD) reduced MVCF to 0 by the end of the grant year. The MVC target was not met along with increasing DWI arrests and traffic citations. The HSO also suffered some work related injuries and was assigned to light duty, which took the HSO off the road. TMBCPD staffing shortages, within the department also kept them from reaching their goals. Aside from the shortfalls, the TMBCPD issued 33 safety belt citations, participated in 2 saturation patrols and conducted 1 traffic safety presentation.

Under grant funding the Project Coordinator attended Program Management training in Albuquerque, NM along with the HSO. The HSO networked at the Introduction to Injury Prevention training at Sky Dancer Casino in Belcourt, ND, and was able to give a brief overview of the grant and talk about observations on seatbelt use in the Turtle Mountain community. TMBCPD's biggest achievement was 0 traffic related fatalities on the reservation during the grant year.

2018 ACTIVITY REPORT:

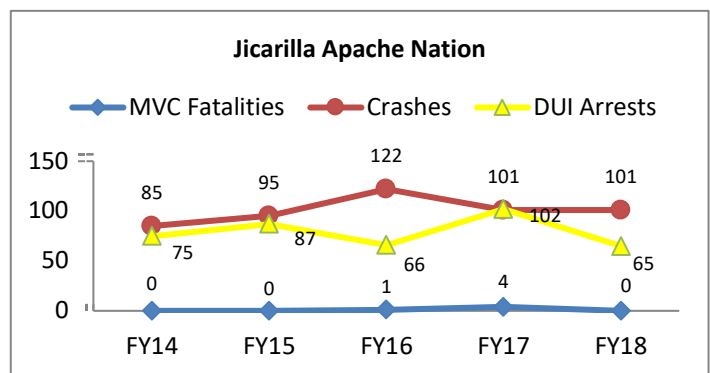
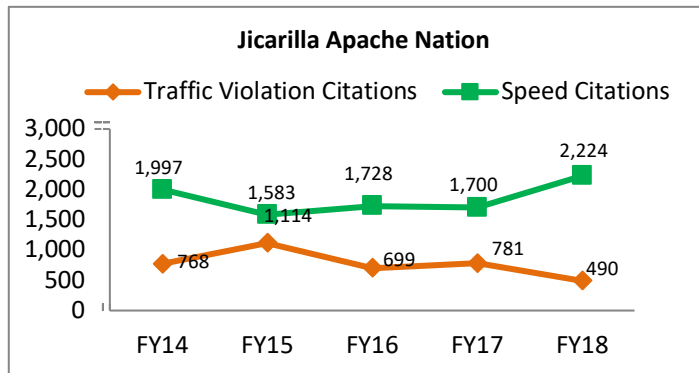
0	Motor vehicle crash (MVC) fatalities
0	Alcohol-related MVC fatalities
0	Speed-related MVC fatalities
0	MVC fatalities involving driver with BAC of 0.08+
0	MVC fatalities with driver < age 20
0	Unrestrained occupant MVC fatalities, all seat positions
0	Motorcyclist fatalities
0	Un-helmeted motorcyclist fatalities
0	Pedestrian fatalities
149	Motor vehicle crashes
25	Injury related MVCs
0	Alcohol-related MVCs
0	Speed-related MVCs
164	Traffic citations
16	Traffic citations issued by HSO
100	DUI arrests
2	DUI arrests issued by HSO
287	Speed citations
44	Speed citations issued by HSO
135	Verbal & Written Warnings Issued
26	Verbal & Written Warnings Issued by HSO
33	Seat belt citations
0	CPS citations

During FY18, the Turtle Mountain Band of Chippewa Program conducted:

0	Checkpoints
2	Saturation Patrols
0	Traffic safety presentations (community/school)

PT-18-08 - Jicarilla Apache Nation (New Mexico)

Grant Award:	\$395,605.00	Amount Expended:	\$268,187.06
Project funded for:	Three (3) Highway Safety Officer(s) & One 1 Data Clerk	Law Enforcement:	Tribal
Safety Belt Law:	Primary (Law Passed July 2009)	Tribal BAC Law:	0.08
Traffic Statistics Software:	Capers Integrated System	Land Base:	1,000,000 Acres
Reservation Population:	5,500	Road Miles:	7683



PERFORMANCE MEASURES/TARGETS:

- To reduce the number of motor vehicle related fatalities by 100% on the Jicarilla Apache Nation's Reservation from the FY2016 number of 1 to 0 by the end of FY2018.
Total number of motor vehicle crash fatalities in FY18 (October 1, 2017 - September 30, 2018): 0
- To reduce the number of speed related fatalities in crashes by 100% from the FY2016 number of 1 to 0 by the end of FY2018.
Total number of speed related fatalities in crashes in 2018: 0
- To reduce the number of motor vehicle related crashes by 39% from the FY2016 number of 122 to 74 by the end of FY2018.
Total number of motor vehicle crashes in FY18: 101
- To increase the number of DUI arrests by 19% from the FY2016 number of 70 to 83 by the end of FY2018
Total number of DUI arrests by the PD in 2018: 65 *By the HSO: 23*
- To increase the number of speed citations issued by 13% from the FY2016 number of 1728 to 1960 by the end of FY2018.
Total number of speed citations issued by the PD in 2018: 2,224 *By the HSO: 1,962*

SUMMARY:

Jicarilla Apache Nation did not fully expend grant funding due to a break in retention with one HSO. The Tribe also did not purchase equipment awarded due to not being able to provide Buy America Act statements from vendors for items exceeding \$5,000.00 for a single item. The program did purchase 1 PBT Calibration, PBT and all in one printer with grant funding.

Jicarilla Apache Nation Police Department (JANPD) met their target in reducing MVC and speed related fatalities to 0 and exceeded the goal for speed citations by 264. The JANPD did not reduce motor vehicle crashes or increase DUI arrests as projected for the FY18 grant year. The JANPD conducted 2 educational presentation on traffic safety to the community. During the FY18 grant year the JANPD utilized the BAT Mobile twice. The program also purchased a Buckle Up Bear from Safer New Mexico to put on traffic presentations within schools and local community.

2018 ACTIVITY REPORT:

0	Motor vehicle crash (MVC) fatalities
0	Alcohol-related MVC fatalities
0	Speed-related MVC fatalities
0	MVC fatalities involving driver with BAC of 0.08+
0	MVC fatalities with driver < age 20
0	Unrestrained occupant MVC fatalities, all seat positions
0	Motorcyclist fatalities
0	Un-helmeted motorcyclist fatalities
0	Pedestrian fatalities
101	Motor vehicle crashes
12	Injury related MVCs
2	Alcohol-related MVCs
20	Speed-related MVCs
490	Traffic citations
342	Traffic citations issued by HSO
65	DUI arrests
23	DUI arrests issued by HSO
2,224	Speed citations
1,962	Speed citations issued by HSO
1,168	Verbal & Written Warnings Issued
1,047	Verbal & Written Warnings Issued by HSO
71	Seat belt citations
12	CPS citations

During FY18, the Jicarilla Apache Nation Program conducted:

4	Checkpoints
10	Saturation Patrols
1	Traffic safety presentations (community/school)

PT-18-09 - Pueblo of Acoma (New Mexico)

Grant Award: \$173,960.00

Amount Expended: \$35,697.68

Project funded for: Two (2) Highway Safety Officer(s)

Law Enforcement: Tribal

Safety Belt Law: Primary (Law Passed November 2016)

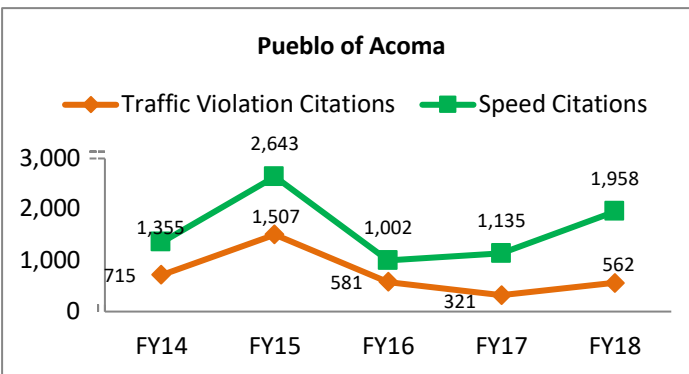
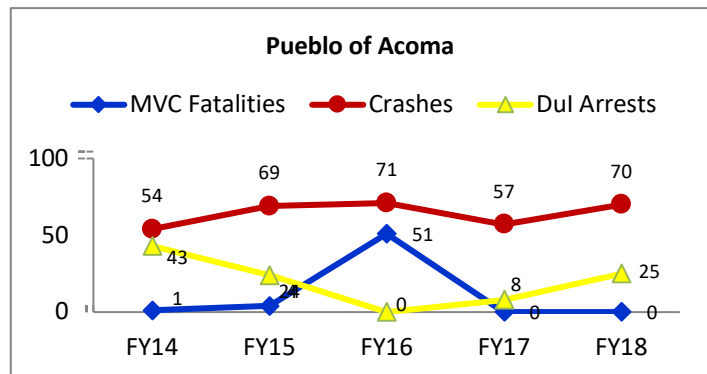
Tribal BAC Law: 0.08

Traffic Statistics Software: Sleuth

Land Base: 700,000 Acres

Reservation Population: 5,181

Road Miles: 328



PERFORMANCE MEASURES/TARGETS:

- To maintain the number of motor vehicle related fatalities on the Pueblo of Acoma's Reservation at the FY2016 number of 0 by the end of FY2018.
Total number of motor vehicle crash fatalities in FY18 (October 1, 2017 - September 30, 2018): 0
- To reduce the number of motor vehicle related crashes by 9% from the FY2016 number of 77 to 70 by the end of FY2018.
Total number of motor vehicle crashes in FY18: 70
- To increase the number of DUI arrests by 18% from the FY2016 number of 51 to 60 by the end of FY2018.
Total number of DUI arrests by the PD in 2018: 25 *By the HSO: 0*
- To increase the number of speed citations issued by 82% from the FY2016 number of 1,002 to 1,822 by the end of FY2018.
Total number of speed citations issued by the PD in 2018: 1,958 *By the HSO: 468*

SUMMARY:

The Pueblo of Acoma did not fully expend grant funding during the FY18 grant year after terminating the 2 HSO's at the beginning of the grant year. The two positions were advertised and filled in January 2018, but not long after filling the positions the Officers resigned. The vacancies were advertised but not filled by the end of the grant year. The department did not purchase the awarded equipment.

Although the Pueblo of Acoma Police Department was short staffed they were able to maintain MVC fatalities at 0, reduce MVC to 70 and exceeded their speed citations target by 136 for the FY18 grant year. The Police Department was not able to reach their DUI arrests target due to staffing shortages. The grant program also conducted 5 traffic safety presentations during the grant year.

2018 ACTIVITY REPORT:

0	Motor vehicle crash (MVC) fatalities
0	Alcohol-related MVC fatalities
0	Speed-related MVC fatalities
0	MVC fatalities involving driver with BAC of 0.08+
0	MVC fatalities with driver < age 20
0	Unrestrained occupant MVC fatalities, all seat positions
0	Motorcyclist fatalities
0	Un-helmeted motorcyclist fatalities
0	Pedestrian fatalities
70	Motor vehicle crashes
3	Injury related MVCs
4	Alcohol-related MVCs
2	Speed-related MVCs
562	Traffic citations
67	Traffic citations issued by HSO
25	DUI arrests
0	DUI arrests issued by HSO
1,958	Speed citations
468	Speed citations issued by HSO
499	Verbal & Written Warnings Issued
103	Verbal & Written Warnings Issued by HSO
32	Seat belt citations
10	CPS citations

During FY18, the Pueblo of Acoma Program conducted:

0	Checkpoints
29	Saturation Patrols
0	Traffic safety presentations (community/school)

PT-18-10 - Pueblo of Isleta (New Mexico)

Grant Award: \$444,800.00

Amount Expended: \$549,583.16

Project funded for: Four (4) Highway Safety Officer(s) & One (1) Data Clerk

Law Enforcement: Tribal

Safety Belt Law: Primary (Law Passed September 1987)

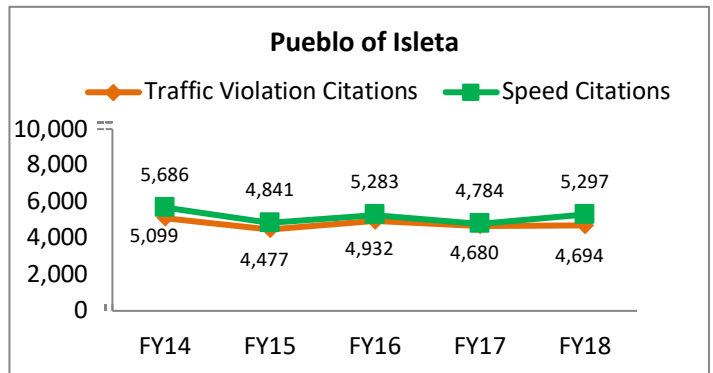
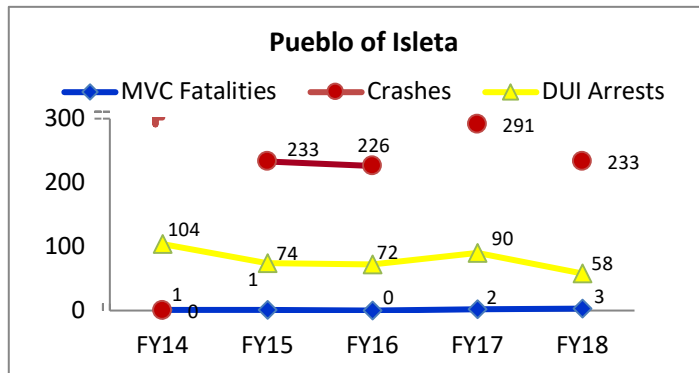
Tribal BAC Law: 0.08

Traffic Statistics Software: Tyler

Land Base: 211,090 Acres

Reservation Population: 4,861

Road Miles: 290



PERFORMANCE MEASURES/TARGETS:

- To maintain the number of motor vehicle related fatalities on the Pueblo of Isleta's Reservation at the FY2016 number of 0 by the end of FY2018.

Total number of motor vehicle crash fatalities in FY18 (October 1, 2017 - September 30, 2018): 3

- To reduce the number of motor vehicle related crashes by 10% from the FY2016 number of 226 to 204 by the end of FY2018.

Total number of motor vehicle crashes in FY18: 233

- To increase the number of DUI arrests by 10% from the FY2016 number of 85 to 89 by the end of FY2018.

Total number of DUI arrests by the PD in 2018: 58

By the HSO: 21

- To increase the number of speed citations issued by 10% from the FY2016 number of 5,570 to 6,127 by the end of FY2018.

Total number of speed citations issued by the PD in 2018: 5,297

By the HSO: 4,700

SUMMARY:

The Pueblo of Isleta (POI) was originally awarded \$444,800.00 and requested an additional \$147,831.00 for a total of \$592,631.00; in which they expended 549,583.16 for the grant year. They did not expend all their funding due to patrol officer shortage, traffic officers were used to assist on short shifts for coverage which resulted in increased disallowances for salary. During the FY18 grant year the Pueblo of Isleta Police Department (POIPD) purchased 4 new 2018 Chevy Tahoes with lightbars, siren speakers, radar and in car video cameras for the Highway Safety Officers to use to for traffic safety and enforcement.

The POIPD did not reach their projected goals for the FY18 grant year. The POIPD did not maintain MVCF's at 0 and ended the grant year with 3 fatalities. Two (2) of the 3 MVC fatalities were pedestrian vs. vehicle crashes on the freeway that involved pedestrians and the fatalities were alcohol related. The POI Governor sent out a directive that did not allow Traffic Officers to patrol the interstate which may have possibly led to an increase in traffic crashes. The POIPD was not able to reach their targets due to the lack of man power. One of the HSO's vacated their position in July and the tribe was not able to fill the position before the FY18 grant year ending.

Although the POIPD was short staffed and directed not to patrol the interstate, they issued 591 safety belt citations and 40 child passenger safety seat citations during the grant year. Three (3) of the 4 HSO's are child safety seat certified. Grant funding also made it possible to rent a billboard with a Buckle Up Message to be posted during the Gathering of Nations. Four (4) of the HSO's are lidar/radar certified and of the 5,297 speed citations issued 4,700 were issued by the HSO's; therefore this certification assisted in making valid citation stops. The HSO's also made 4,161 of the 4,694 DUI arrests made by the Police Department during the grant year.

2018 ACTIVITY REPORT:

3	Motor vehicle crash (MVC) fatalities
1	Alcohol-related MVC fatalities
0	Speed-related MVC fatalities
0	MVC fatalities involving driver with BAC of 0.08+
0	MVC fatalities with driver < age 20
0	Unrestrained occupant MVC fatalities, all seat positions
0	Motorcyclist fatalities
0	Un-helmeted motorcyclist fatalities
2	Pedestrian fatalities
233	Motor vehicle crashes
48	Injury related MVCs
15	Alcohol-related MVCs
1	Speed-related MVCs
4,694	Traffic citations
4,161	Traffic citations issued by HSO
58	DUI arrests
21	DUI arrests issued by HSO
5,297	Speed citations
4,700	Speed citations issued by HSO
45	Verbal & Written Warnings Issued
43	Verbal & Written Warnings Issued by HSO
591	Seat belt citations
40	CPS citations

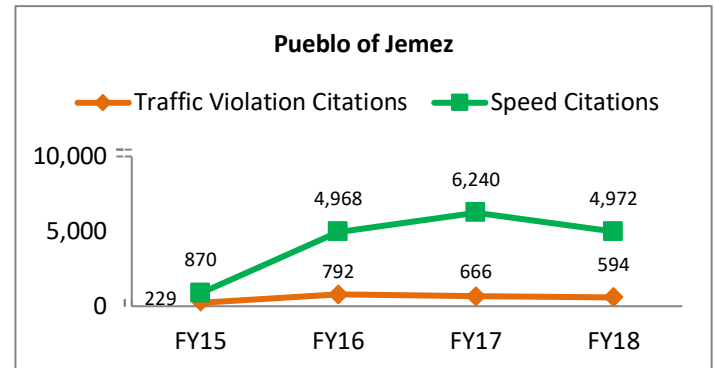
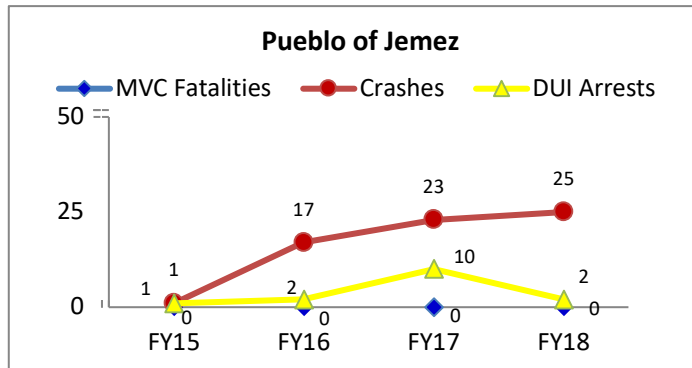
During FY18, the Pueblo of Isleta Program conducted:

1	Checkpoints
35	Saturation Patrols
8	Traffic safety presentations (community/school)

PT-18-11 - Pueblo of Jemez (New Mexico)

Grant Award: \$167,940.00
Project funded for: One (1) Highway Safety Officer(s)
Safety Belt Law: Primary (Law Passed August 2009)
Traffic Statistics Software: PTS
Reservation Population: 3,703

Amount Expended: \$147,549.15
Law Enforcement: Tribal
Tribal BAC Law: 0.08
Land Base: 89,623 Acres
Road Miles: 94



PERFORMANCE MEASURES/TARGETS:

- To maintain the number of motor vehicle related fatalities on the Pueblo of Jemez's Reservation at the FY2016 number of 0 by the end of FY2018.

Total number of motor vehicle crash fatalities in FY18 (October 1, 2017 - September 30, 2018): 0

- To maintain the number of speed related crash fatalities at the FY2016 number of 0 by the end of FY2018.

Total number of speed related fatalities in crashes in 2018: 0

- To reduce the number of motor vehicle related crashes by 13% from the FY2016 number of 17 to 14 by the end of FY2018.

Total number of motor vehicle crashes in FY18: 25

- To increase the number of speed citations issued by 33% from the FY2016 number of 6,663 to 10,000 by the end of FY2018.

Total number of speed citations issued by the PD in 2018: 4,972 By the HSO: 1,564

- To increase the number of traffic citations (excluding speed and DUI) by 22% from the FY2016 number of 1,233 to 1,500 by the end of FY2018.

Total number of traffic citations issued by the PD in 2018: 594 By the HSO: 30

SUMMARY:

The Pueblo of Jemez Police Department (POJPD) was not able to expend all their funding due to the Santa Fe National Forest and all recreational areas being closed for the month of June, which greatly affected the amount of traffic on NM State Road 4. This resulted in a drop in overtime and saturation patrols. The POJPD did not expend the \$4,000.00 for the software E-Citation invoice because the support and maintenance was received after the closing date of the FY18 grant year; therefore the invoice was not paid from FY18 grant funding.

The POJPD met their target of maintaining MVC fatalities and speed related fatalities by 0 during the FY18 grant year. The POJPD has one Highway Safety Officer but they began their grant year with three less officers which reduced patrol coverage and as a result also reduce the number of citations issued. The reduction in manpower effected the number of officers who signed up to work the special saturation patrols and overtime assignments.

2018 ACTIVITY REPORT:

0	Motor vehicle crash (MVC) fatalities
0	Alcohol-related MVC fatalities
0	Speed-related MVC fatalities
0	MVC fatalities involving driver with BAC of 0.08+
0	MVC fatalities with driver < age 20
0	Unrestrained occupant MVC fatalities, all seat positions
0	Motorcyclist fatalities
0	Un-helmeted motorcyclist fatalities
0	Pedestrian fatalities
25	Motor vehicle crashes
0	Injury related MVCs
0	Alcohol-related MVCs
1	Speed-related MVCs
594	Traffic citations
30	Traffic citations issued by HSO
2	DUI arrests
0	DUI arrests issued by HSO
4,972	Speed citations
1,564	Speed citations issued by HSO
137	Verbal & Written Warnings Issued
75	Verbal & Written Warnings Issued by HSO
49	Seat belt citations
5	CPS citations

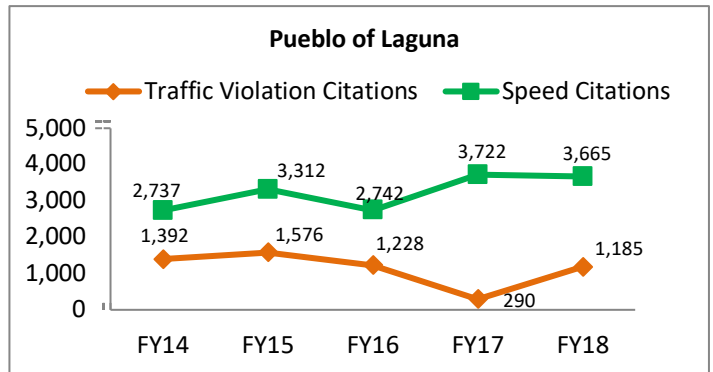
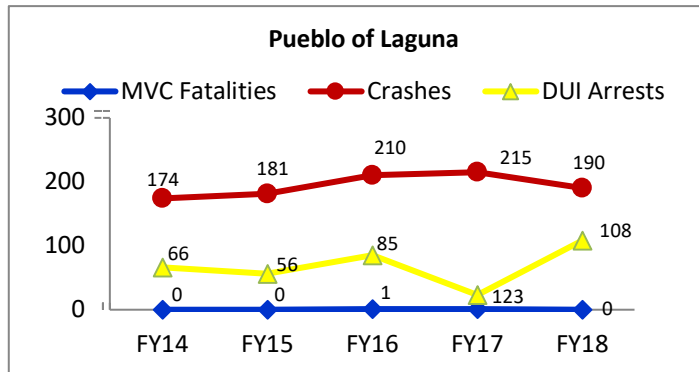
During FY18, the Pueblo of Jemez Program conducted:

0	Checkpoints
28	Saturation Patrols
2	Traffic safety presentations (community/school)

PT-18-12 - Pueblo of Laguna (New Mexico)

Grant Award: \$229,890.00
Project funded for: Two (2) Highway Safety Officer(s)
Safety Belt Law: Primary (Law Passed January 2006)
Traffic Statistics Software: Sleuth
Reservation Population: 4,167

Amount Expended: \$223,560.83
Law Enforcement: Tribal
Tribal BAC Law: 0.08
Land Base: 560,000 Acres
Road Miles: 394



PERFORMANCE MEASURES/TARGETS:

- To reduce the number of motor vehicle related fatalities by 100% on the Pueblo of Laguna's Reservation from the FY2016 number of 1 to 0 by the end of FY2018.

Total number of motor vehicle crash fatalities in FY18 (October 1, 2017 - September 30, 2018): 1

- To reduce the number of motor vehicle related crashes by 11% from the FY2016 number of 210 to 189 by the end of FY2018.

Total number of motor vehicle crashes in FY18: 190

- To increase the number of DUI arrests by 11% from the FY2016 number of 85 to 94 by the end of FY2018.

Total number of DUI arrests by the PD in 2018: 108

By the HSO: 19

- To increase the number of speed citations issued by 10% from the FY2016 number of 2,742 to 3,015 by the end of FY2018.

Total number of speed citations issued by the PD in 2018: 3,665

By the HSO: 1,342

- To increase the number of traffic citations (excluding speed and DUI) by 5% from the FY2016 number of 1,228 to 1,289 by the end of FY2018.

Total number of traffic citations issued by the PD in 2018: 1,185

By the HSO: 380

SUMMARY:

The Pueblo of Laguna expended approximately 96% of grant funding awarded in FY18, despite the resignation of one HSO. One less HSO did not keep the Tribal Police Department from meeting their targets or coming close to meeting them. The Police Department worked diligently in exceeding their goal to reduce MVC fatalities by ending the grant year with 0 fatalities. They also met their goals in 108 DUI arrests and 3,665 speed citations issued during the grant year. The Police Department almost met their goal of reducing MVC's by 189 for the grant year but ended with 190 missing the target by 1. Missing the MVC target by 1 can still be considered a success for the department because high visibility enforcement is making the Pueblo's roadways safer for their community. High visibility enforcement could also be attributed to the decreased number of traffic citations issued, the department ended the grant year with 1,185 traffic citations which was 104 less than their project target for FY18. The Police Department also issued 1,117 traffic warnings during the FY18 grant year. The Police Department also had 1 checkpoint and 39 saturation patrols.

2018 ACTIVITY REPORT:

0	Motor vehicle crash (MVC) fatalities
0	Alcohol-related MVC fatalities
0	Speed-related MVC fatalities
0	MVC fatalities involving driver with BAC of 0.08+
0	MVC fatalities with driver < age 20
0	Unrestrained occupant MVC fatalities, all seat positions
0	Motorcyclist fatalities
0	Un-helmeted motorcyclist fatalities
1	Pedestrian fatalities
190	Motor vehicle crashes
23	Injury related MVCs
14	Alcohol-related MVCs
21	Speed-related MVCs
1,185	Traffic citations
380	Traffic citations issued by HSO
108	DUI arrests
19	DUI arrests issued by HSO
3,665	Speed citations
1,342	Speed citations issued by HSO
1,117	Verbal & Written Warnings Issued
833	Verbal & Written Warnings Issued by HSO
36	Seat belt citations
55	CPS citations

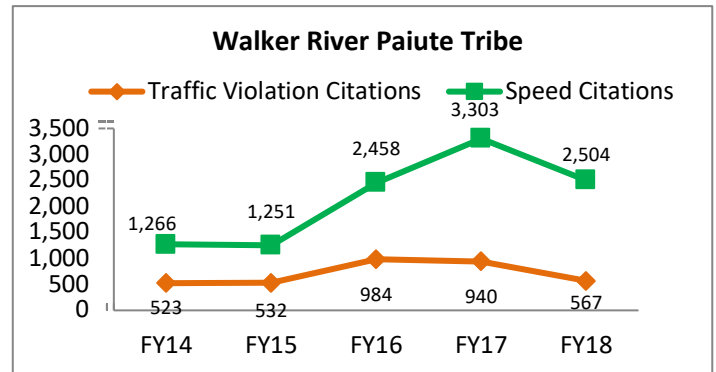
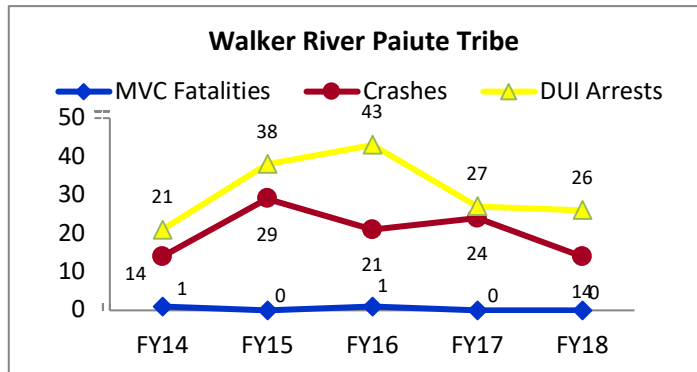
During FY18, the Pueblo of Laguna Program conducted:

1	Checkpoints
39	Saturation Patrols
2	Traffic safety presentations (community/school)

PT-18-13 - Walker River Paiute Tribe (Nevada)

Grant Award: \$239,070.00
Project funded for: Two (2) Highway Safety Officer(s)
Safety Belt Law: Secondary (Law Passed August 2006)
Traffic Statistics Software: Brazos
Reservation Population: 1,200

Amount Expended: \$168,198.89
Law Enforcement: Tribal
Tribal BAC Law: 0.08
Land Base: 325,000 Acres
Road Miles: 174



PERFORMANCE MEASURES/TARGETS:

- To maintain the number of motor vehicle related fatalities on the Walker River Paiute Tribe's Reservation at the FY2016 number of 1 by the end of FY2018.

Total number of motor vehicle crash fatalities in FY18 (October 1, 2017 - September 30, 2018): 0

- To reduce the number of motor vehicle related crashes by 11% from the FY2016 number of 21 to 19 by the end of FY2018.

Total number of motor vehicle crashes in FY18: 14

- To maintain the number of speed related crash fatalities at the FY2016 number of 1 by the end of FY2018.

Total number of speed related fatalities in crashes in 2018: 0

- To increase the number of DUI arrests by 9% from the FY2016 number of 43 to 47 by the end of FY2018.

Total number of DUI arrests by the PD in 2018: 26

By the HSO: 20

- To increase the number of speed citations issued by 13% from the FY2016 number of 2,458 to 2,768 by the end of FY2018.

Total number of speed citations issued by the PD in 2018: 2,504

By the HSO: 2,439

SUMMARY:

Walker River Paiute Police Department (WRPPD) did not fully expend funds due to one of the Highway Safety Officers (HSO's) leaving the department and the tribe advertised the vacancy but was not able to fill the vacancy before the grant year ended. The loss of the HSO effected the WRPPD, which did not meet their goals for DUI arrests and speed citations. The PD met the target in reducing motor vehicle crash fatalities, speed related fatalities and motor vehicle related crashes during the grant year. The grant program purchased 1 lap top with a docking station, keyboard and monitors for the HSO's to use.

2018 ACTIVITY REPORT:

0	Motor vehicle crash (MVC) fatalities
0	Alcohol-related MVC fatalities
0	Speed-related MVC fatalities
0	MVC fatalities involving driver with BAC of 0.08+
0	MVC fatalities with driver < age 20
0	Unrestrained occupant MVC fatalities, all seat positions
0	Motorcyclist fatalities
0	Un-helmeted motorcyclist fatalities
0	Pedestrian fatalities
14	Motor vehicle crashes
2	Injury related MVCs
3	Alcohol-related MVCs
7	Speed-related MVCs
567	Traffic citations
543	Traffic citations issued by HSO
26	DUI arrests
20	DUI arrests issued by HSO
2,504	Speed citations
2,439	Speed citations issued by HSO
970	Verbal & Written Warnings Issued
939	Verbal & Written Warnings Issued by HSO
9	Seat belt citations
3	CPS citations

During FY18, the Walker River Paiute Tribe Program conducted:

0	Checkpoints
9	Saturation Patrols
0	Traffic safety presentations (community/school)

PT-18-14 - Oglala Sioux Tribe (South Dakota)

Grant Award: \$587,585.00

Amount Expended: \$548,370.04

Project funded for: Four (4) Highway Safety Officer(s) & One (1) Data Clerk

Law Enforcement: Tribal

Safety Belt Law: Primary (Law Passed April 1997)

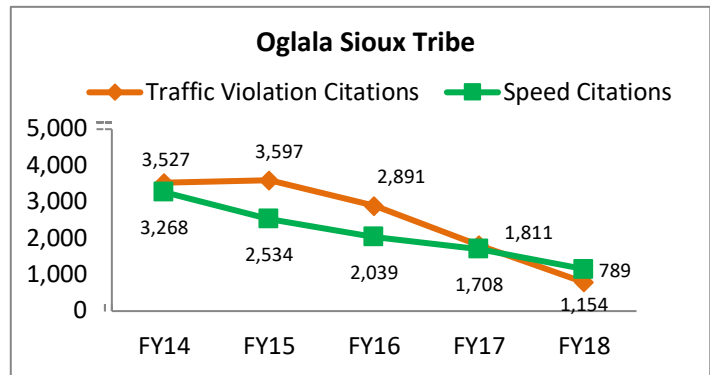
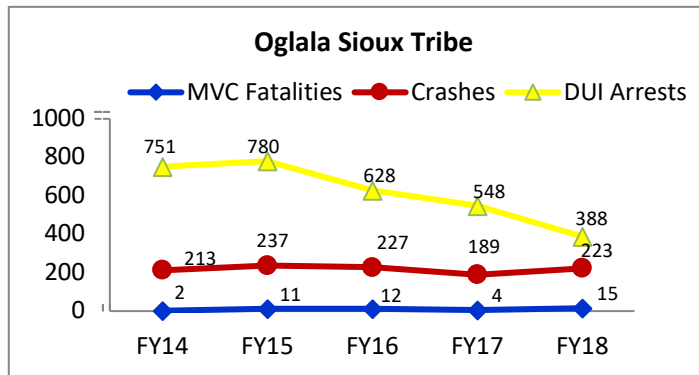
Tribal BAC Law: 0.08

Traffic Statistics Software: Global, TRAC's, Zeurcher

Land Base: 3,200,000 Acres

Reservation Population: 39,861

Road Miles: 2804



PERFORMANCE MEASURES/TARGETS:

- To reduce the number of motor vehicle related fatalities by 12% on the Oglala Sioux Tribe's Reservation from the FY2016 number of 17 to 15 by the end of FY2018.

Total number of motor vehicle crash fatalities in FY18 (October 1, 2017 - September 30, 2018): 15

- To reduce the number of pedestrian fatalities in crashes by 50% from the FY2016 number of 6 to 3 by the end of FY2018.

Total number of pedestrian crash fatalities in 2018: 0

- To reduce the number of motor vehicle related crashes by 10% from the FY2016 number of 248 to 224 by the end of FY2018.

Total number of motor vehicle crashes in FY18: 223

- To increase the number of DUI arrests by 10% from the FY2016 number of 628 to 691 by the end of FY2018.

Total number of DUI arrests by the PD in 2018: 388

By the HSO: 111

- To increase the number of speed citations issued by 10% from the FY2016 number of 2,039 to 2,243 by the end of FY2018.

Total number of speed citations issued by the PD in 2018: 1,154

By the HSO: 1,023

SUMMARY:

The Oglala Sioux Tribe (OST) almost expended all their grant awarded funding. The Oglala Sioux Tribe Police Department (OSTPD) did not meet their DUI/DWI arrests goal because they discovered the vehicles stopped had designated sober drivers with impaired passengers. Reported drunk drivers or suspected drunk drivers failed to stop, resulting in a pursuit with suspect vehicle fleeing into another jurisdiction and driver was unidentifiable. Speeding citations were also not met because Officers issued too many speed warnings instead of citations because they thought the warnings and citations would all be counted as tickets. Inclimate weather conditions also kept drivers from speeding during the winter months.

The OSTD HSO's have been conducting traffic crash investigations/reconstructions with the Leica Robotic Total Station. HSO's attended training and now do all the fatal motor vehicle crash investigations and reconstructions of

MVC's that occur within the reservation boundaries. The OSTPD no longer request the assistance of the State Highway Patrol. The OSTPD has 1 Federal court conviction stemming from a fatal MVC involving alcohol. 1 HSO is a Crash Reconstructionist, and all HSOs have attended Advanced Accident Investigations and Crash Data Recorder training. The HSO's designed the Tribes own seat belt/car seat road signage and 1 sign is presently up along BIA 41 and working on getting 7 more signs up. The HSO's partner with the Indian Health Service Office of Environmental Health & Engineering in conducting seat belt surveys in Pine Ridge Village. FY18 driver seatbelt use rate is 70%, which is an increase by 9% from FY17 and the passenger use rate is 58% which is a 2% increase from FYI 7. HSO presentations include a television news video to stress the importance of seat belt use and child safety seats in saving lives.

All HSO's and Officers now have equipment in their units and received training to complete and issue electronic traffic tickets. The Oglala Sioux Tribe, Department of Public Safety, Highway Safety received the "2018 Excellence in Public Safety" award, and the "2018 Administrative Excellence" award to the Project Coordinator/ Data Clerk.

2018 ACTIVITY REPORT:

15	Motor vehicle crash (MVC) fatalities
8	Alcohol-related MVC fatalities
4	Speed-related MVC fatalities
8	MVC fatalities involving driver with BAC of 0.08+
0	MVC fatalities with driver < age 20
14	Unrestrained occupant MVC fatalities, all seat positions
0	Motorcyclist fatalities
0	Un-helmeted motorcyclist fatalities
0	Pedestrian fatalities
223	Motor vehicle crashes
41	Injury related MVCs
26	Alcohol-related MVCs
4	Speed-related MVCs
789	Traffic citations
497	Traffic citations issued by HSO
388	DUI arrests
111	DUI arrests issued by HSO
1,154	Speed citations
1,023	Speed citations issued by HSO
2,455	Verbal & Written Warnings Issued
1,921	Verbal & Written Warnings Issued by HSO
919	Seat belt citations
207	CPS citations

During FY18, the Oglala Sioux Tribe Program conducted:

20	Checkpoints
147	Saturation Patrols
8	Traffic safety presentations (community/school)

PT-18-15 - Cheyenne River Sioux Tribe (South Dakota)

Grant Award: \$302,205.00

Amount Expended: \$220,133.90

Project funded for: Two (2) Highway Safety Officer(s) & One (1) Data Clerk

Law Enforcement: Tribal

Safety Belt Law: Secondary (Law Passed May 1996)

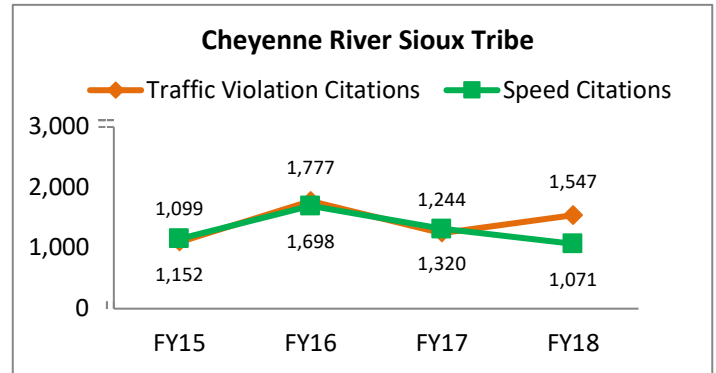
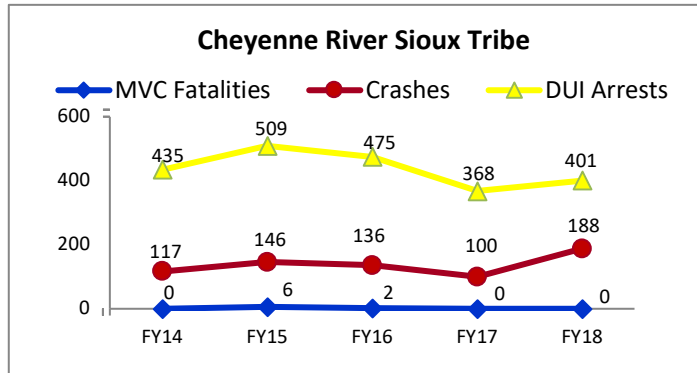
Tribal BAC Law: 0.08

Traffic Statistics Software: Eforce & Excel

Land Base: 3,000,000 Acres

Reservation Population: 9,500

Road Miles: 4500



PERFORMANCE MEASURES/TARGETS:

1. To maintain motor vehicle related fatalities on the Cheyenne River Sioux Tribe's Reservation at FY2016 number of 2 by the end of FY2018.

Total number of motor vehicle crash fatalities in FY18 (October 1, 2017 - September 30, 2018): 0

2. To reduce the number of motor vehicle related crashes by 11% from the FY2016 number of 162 to 144 by the end of FY2018.

Total number of motor vehicle crashes in FY18: 188

3. To increase the number of speed citations issued by 27% from the FY2016 number of 1,698 to 2,157 by the end of FY2018.

Total number of speed citations issued by the PD in 2018: 1,071 By the HSO: 915

4. To increase the number of traffic citations (excluding speed and DUI) by 18% from the FY2016 number of 1,777 to 2,096 by the end of FY2018.

Total number of traffic citations issued by the PD in 2018: 1,547 By the HSO: 757

SUMMARY:

The Cheyenne River Sioux Tribal Police Department (CRSTPD) did not fully expend FY18 grant funding. The 2nd HSO position was advertised for the full year, but did not received any qualified applicants. The CRSTD also had two Police Officer positions that were vacant and resulted in a shortage of Officers.

Due to staff shortages in Police Officers the CRSTPD did not achieve all their targets for the FY18 grant year. They did keep MVC fatalities at 0. The CRSTPD conducted 16 checkpoints, 4 saturation patrols, issued 2 seatbelt and 60 child passenger seat citations during the grant year. The grant program also participated in 3 mobilizations and put on 2 traffic safety presentations.

CRSTPD purchased a radar trailer with grant funding and used it to collect data during the Labor Day Fair & Rodeo. The CRSTPD also used the BAT mobile during their largest checkpoint.

2018 ACTIVITY REPORT:

0	Motor vehicle crash (MVC) fatalities
1	Alcohol-related MVC fatalities
1	Speed-related MVC fatalities
1	MVC fatalities involving driver with BAC of 0.08+
1	MVC fatalities with driver < age 20
0	Unrestrained occupant MVC fatalities, all seat positions
0	Motorcyclist fatalities
0	Un-helmeted motorcyclist fatalities
2	Pedestrian fatalities
188	Motor vehicle crashes
54	Injury related MVCs
31	Alcohol-related MVCs
9	Speed-related MVCs
1,547	Traffic citations
757	Traffic citations issued by HSO
401	DUI arrests
138	DUI arrests issued by HSO
1,071	Speed citations
915	Speed citations issued by HSO
678	Verbal & Written Warnings Issued
481	Verbal & Written Warnings Issued by HSO
2	Seat belt citations
60	CPS citations

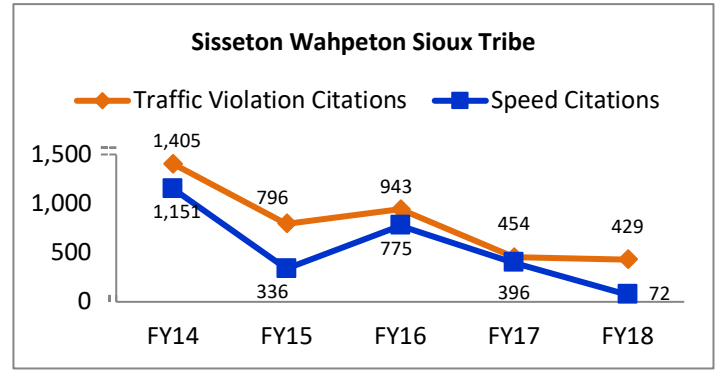
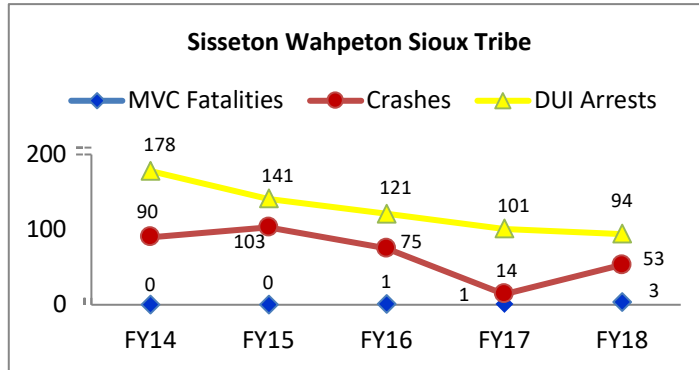
During FY18, the Cheyenne River Sioux Tribe Program conducted:

16	Checkpoints
4	Saturation Patrols
2	Traffic safety presentations (community/school)

PT-18-16 - Sisseton-Wahpeton Sioux Tribe (South Dakota)

Grant Award: \$163,740.00
Project funded for: One (1) Highway Safety Officer(s)
Safety Belt Law: Primary (Law Passed Unknown)
Traffic Statistics Software: None
Reservation Population: 9,958

Amount Expended: \$125,598.95
Law Enforcement: Tribal
Tribal BAC Law: 0.08
Land Base: 106,000 Acres
Road Miles: 924



PERFORMANCE MEASURES/TARGETS:

- To reduce the number of motor vehicle related fatalities by 100% on the Sisseton-Wahpeton Sioux Tribe's Reservation by from the FY2016 number of 1 to 0 by the end of FY2018.
Total number of motor vehicle crash fatalities in FY18 (October 1, 2017 - September 30, 2018): 3
- To reduce the number of motor vehicle related crashes by 17% from the FY2016 number of 75 to 64 by the end of FY2018.
Total number of motor vehicle crashes in FY18: 53
- To increase the number of DUI arrests by 19% from the FY2016 number of 118 to 141 by the end of FY2018.
Total number of DUI arrests by the PD in 2018: 94 *By the HSO: 22*
- To increase the number of traffic citations (excluding speed and DUI) by 15% from the FY2016 number of 1,470 to 1,690 by the end of FY2018.
Total number of traffic citations issued by the PD in 2018: 429 *By the HSO: 181*

SUMMARY:

The Sisseton Wahpeton Sioux Tribal Police Department (SWSTPD) expended more than 75% of their FY18 grant budget. The SWSTPD's did not reach a majority of their targets for the FY18 grant year. MVC fatalities increased instead of decreased. Officers issued 2272 verbal/written warnings which may have kept the SWSTPD from reach their traffic citation goal. The SWSTPD also did not meet their DUI target which could have been the result of the jail shutting down in October 2016 which forced the SWSTPD to transport detainees to jails in the surrounding agencies. There were many instances in which the jails were full. The SWSTPD did meet their target in reducing MVC's. Grant funding assisted the SWSTPD in purchasing 2 radars and 1 intoxilyzer. The radars assisted in detecting speeding vehicles. The intoxilyzer assisted with DUI stops in detecting alcohol impaired drivers.

2018 ACTIVITY REPORT:

3	Motor vehicle crash (MVC) fatalities
2	Alcohol-related MVC fatalities
1	Speed-related MVC fatalities
0	MVC fatalities involving driver with BAC of 0.08+
1	MVC fatalities with driver < age 20
3	Unrestrained occupant MVC fatalities, all seat positions
0	Motorcyclist fatalities
0	Un-helmeted motorcyclist fatalities
0	Pedestrian fatalities
53	Motor vehicle crashes
7	Injury related MVCs
11	Alcohol-related MVCs
1	Speed-related MVCs
429	Traffic citations
181	Traffic citations issued by HSO
94	DUI arrests
22	DUI arrests issued by HSO
72	Speed citations
29	Speed citations issued by HSO
2,272	Verbal & Written Warnings Issued
695	Verbal & Written Warnings Issued by HSO
41	Seat belt citations
2	CPS citations

During FY18, the Sisseton-Wahpeton Sioux Tribe Program conducted:

14	Checkpoints
9	Saturation Patrols
0	Traffic safety presentations (community/school)

PT-18-17 - Confederated Tribes and Bands of the Yakama Nation (Washington)

Grant Award: \$130,475.00

Amount Expended: \$106,025.96

Project funded for: One (1) Highway Safety Officer(s)

Law Enforcement: Tribal

Safety Belt Law: Primary (Law Passed 2006)

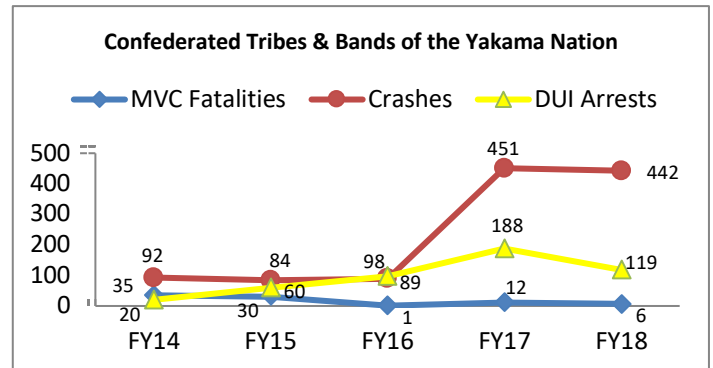
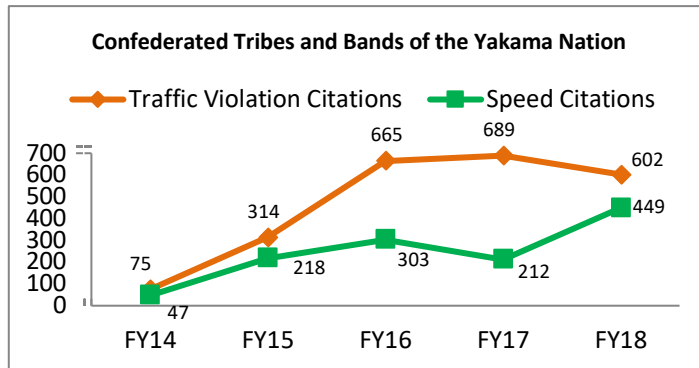
Tribal BAC Law: 0.08

Traffic Statistics Software: Spillman Technologies

Land Base: 13,100,000 Acres

Reservation Population: 11,000

Road Miles: 2800



PERFORMANCE MEASURES/TARGETS:

- To reduce the number of motor vehicle related fatalities by 12% on the Confederated Tribes and Bands of the Yakama Nation's Reservation from the FY2016 number of 26 to 23 by the end of FY2018.

Total number of motor vehicle crash fatalities in FY18 (October 1, 2017 - September 30, 2018): 6

- To reduce the number of motor vehicle related crashes by 24% from the FY2016 number of 89 to 72 by the end of FY2018.

Total number of motor vehicle crashes in FY18: 442

- To increase the number of DUI arrests by 9% from the FY2016 number of 98 to 107 by the end of FY2018.

Total number of DUI arrests by the PD in 2018: 119

By the HSO: 52

- To increase the number of speed citations issued by 9% from the FY2016 number of 303 to 330 by the end of FY2018.

Total number of speed citations issued by the PD in 2018: 449

By the HSO: 228

SUMMARY:

Confederated Tribes and Bands of the Yakama Nation did not fully expend their funding for the FY18 grant year. The HSO's and Patrol Officers engaged in unallowable non-traffic related activity during the grant year. The grant program also had difficulty generating ledgers and other supporting documentation to support reimbursement claims which resulted in disallowed costs. The grant program also purchased equipment at prices that were lower than the amount awarded in the grant budget.

Confederated Tribes and Bands of the Yakama Nation Police Department (CTBYNPD) met 3 of their 4 targets. CTBYNPD was not able to reduce the number of MVC's on the reservation ending the grant year with a total of 442 MVC's. During the grant year the CTBYNPD responded to a high number of motor vehicle collisions and has increased jurisdiction within the reservation boundaries.

CTBYNPD gained better understanding of the IHSP and its requirements during the grant year, along with the importance of participating in all mobilizations. The CTBYNPD was successful in hiring an HSO who was fully dedicated to traffic enforcement.

2018 ACTIVITY REPORT:

6	Motor vehicle crash (MVC) fatalities
1	Alcohol-related MVC fatalities
0	Speed-related MVC fatalities
0	MVC fatalities involving driver with BAC of 0.08+
0	MVC fatalities with driver < age 20
0	Unrestrained occupant MVC fatalities, all seat positions
0	Motorcyclist fatalities
0	Un-helmeted motorcyclist fatalities
0	Pedestrian fatalities
442	Motor vehicle crashes
88	Injury related MVCs
21	Alcohol-related MVCs
0	Speed-related MVCs
602	Traffic citations
485	Traffic citations issued by HSO
119	DUI arrests
52	DUI arrests issued by HSO
449	Speed citations
228	Speed citations issued by HSO
141	Verbal & Written Warnings Issued
127	Verbal & Written Warnings Issued by HSO
46	Seat belt citations
1	CPS citations

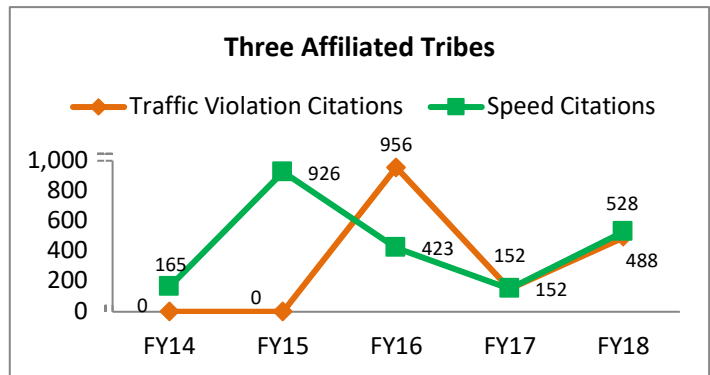
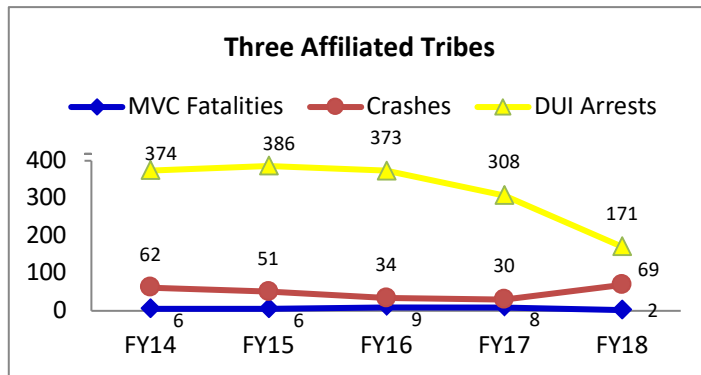
During FY18, the Confederated Tribes and Bands of the Yakama Nation Program conducted:

0	Checkpoints
7	Saturation Patrols
0	Traffic safety presentations (community/school)

PT-18-18 - Three Affiliated Tribes (North Dakota)

Grant Award: \$293,620.00
Project funded for: Two (2) Highway Safety Officer(s)
Safety Belt Law: Primary (Law Passed October 2015)
Traffic Statistics Software: TRAC's/Global
Reservation Population: 10,000

Amount Expended: \$97,126.26
Law Enforcement: Tribal
Tribal BAC Law: 0.08
Land Base: 1,000,000 Acres
Road Miles: 1520



PERFORMANCE MEASURES/TARGETS:

- To reduce the number of motor vehicle related fatalities by 56% on the Three Affiliated Tribes of the Fort Berthold Indian Reservation from the FY2016 number of 9 to 4 by the end of FY2018.
Total number of motor vehicle crash fatalities in FY18 (October 1, 2017 - September 30, 2018): 2
- To reduce the number of unrestrained (all seat positions) fatalities in crashes by 50% from the FY2016 number of 6 to 3 by the end of FY2018.
Total number of unrestrained (all seat positions) fatalities in crashes in 2018: 0
- To reduce the number of motor vehicle related crashes by 50% from the FY2016 number of 32 to 16 by the end of FY2018.
Total number of motor vehicle crashes in FY18: 69
- To increase the number of DUI arrests by 25% from the FY2016 number of 373 to 466 by the end of FY2018.
Total number of DUI arrests by the PD in 2018: 171 *By the HSO: 60*
- To increase the number of speed citations issued by 25% from the FY2016 number of 423 to 529 by the end of FY2018.
Total number of speed citations issued by the PD in 2018: 528 *By the HSO: 439*

SUMMARY:

Three Affiliated Tribes Police Department (TATPD) did not fully expend their grant funding because they did not have a full-time employee dedicated to properly providing assistance for the Highway Safety Program. The Project Coordinator is located off the reservation more than 50 miles and is currently working through a satellite office with little to no contact with law enforcement staff. Poor documentation, untimely submission of RFR reports did affect the reimbursement status for TATPD. Highway safety positions were not filled immediately at the beginning of FY2018.

TATPD met 2 of their 5 goals during the FY18 grant year. They reduced the number of MVC fatalities along with unrestrained occupants all seat position fatalities by 0. They came short, by 1 citation, in achieving 529 speed citations issued for the year. TATPD did not decrease the number of MVC's and increase DUI arrests. Due to the oil field traffic that currently affects the Three Affiliated Tribes. DUI/OWI arrests were not properly documented throughout the year due to the lack of knowledge of the data system currently utilized the TATPD.

2018 ACTIVITY REPORT:

2	Motor vehicle crash (MVC) fatalities
0	Alcohol-related MVC fatalities
0	Speed-related MVC fatalities
0	MVC fatalities involving driver with BAC of 0.08+
0	MVC fatalities with driver < age 20
0	Unrestrained occupant MVC fatalities, all seat positions
0	Motorcyclist fatalities
0	Un-helmeted motorcyclist fatalities
0	Pedestrian fatalities
69	Motor vehicle crashes
6	Injury related MVCs
10	Alcohol-related MVCs
3	Speed-related MVCs
488	Traffic citations
279	Traffic citations issued by HSO
171	DUI arrests
60	DUI arrests issued by HSO
528	Speed citations
439	Speed citations issued by HSO
347	Verbal & Written Warnings Issued
266	Verbal & Written Warnings Issued by HSO
45	Seat belt citations
2	CPS citations

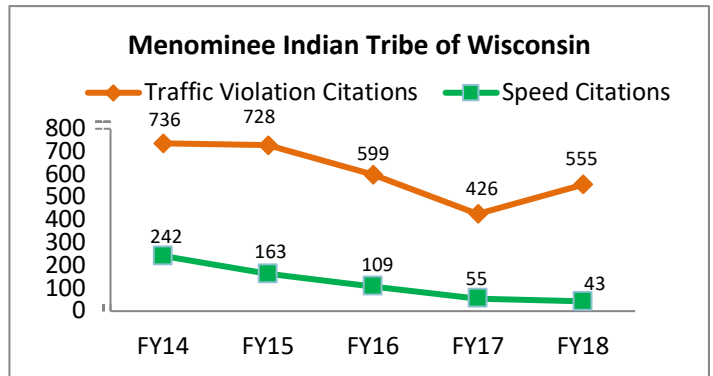
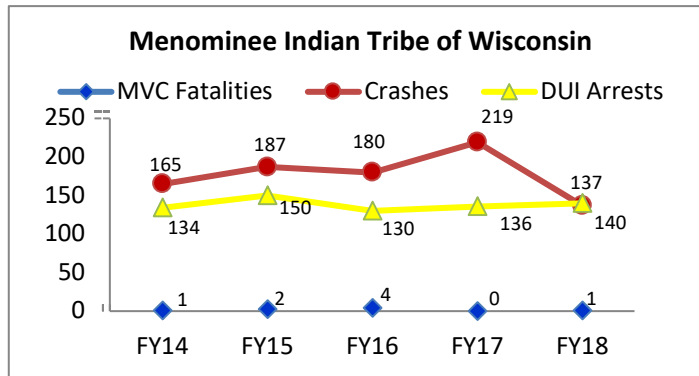
During FY18, the Three Affiliated Tribes Program conducted:

3	Checkpoints
15	Saturation Patrols
2	Traffic safety presentations (community/school)

PT-18-19 - Menominee Indian Tribe of Wisconsin (Wisconsin)

Grant Award: \$129,965.00
Project funded for: One (1) Highway Safety Officer(s)
Safety Belt Law: Primary (Law Passed July 2002)
Traffic Statistics Software: CISCO RMS
Reservation Population: 4,537

Amount Expended: \$158,024.41
Law Enforcement: Tribal
Tribal BAC Law: 0.08
Land Base: 235,523 Acres
Road Miles: 650



PERFORMANCE MEASURES/TARGETS:

- To reduce the number of motor vehicle related fatalities by 25% of the FY2016 number of 4 on the Menominee Indian Tribe of Wisconsin's Reservation to 3 by the end of FY2018.

Total number of motor vehicle crash fatalities in FY18 (October 1, 2017 - September 30, 2018): 1

- To reduce the number of motor vehicle related crashes by 10% from the FY2016 number of 168 to 151 by the end of FY2018.

Total number of motor vehicle crashes in FY18: 137

- To increase the number of DUI arrests by 29% from the FY2016 number of 125 to 161 by the end of FY2018.

Total number of DUI arrests by the PD in 2018: 140

By the HSO: 26

SUMMARY:

Menominee Indian Tribe of Wisconsin did not fully expend their FY18 grant budget because they experienced a cost savings in salary and fringe, during the grant year. The HSO was terminated early in the grant year and the HSO position was vacant for a few weeks. The new HSO had lower health insurance coverage which led to a cost savings in the fringe line item.

Menominee Indian Tribe of Wisconsin Police Department (MITWPD) achieved 2 of their 3 goals for the grant year. They reduced MVC fatalities by 75% when their goal was a 25% reduction. They also reduced motor vehicle crashes by more than 18%, when their goal was a 10% reduction in MVC's. The MITWPD did not reach the goal of increasing their DUI/OWI arrests. The goal was to increase DUI/OWI arrests by 29% but they were only able to increase arrests by 12%. Reduced crashes, fatalities and arrests are indicative of positive efforts being made to ensure the safety of the motoring public. Enforcement and education are paying dividends for the tribes citizens. The MITWPD will continue to be vigilant in their efforts to remove unsafe drivers from their roadways.

MITWPD's biggest accomplishment of this fiscal year was utilizing grant funding to replace the police departments records management system with the Zuercher Records Management System.

2018 ACTIVITY REPORT:

1	Motor vehicle crash (MVC) fatalities
1	Alcohol-related MVC fatalities
1	Speed-related MVC fatalities
1	MVC fatalities involving driver with BAC of 0.08+
0	MVC fatalities with driver < age 20
1	Unrestrained occupant MVC fatalities, all seat positions
0	Motorcyclist fatalities
0	Un-helmeted motorcyclist fatalities
0	Pedestrian fatalities
137	Motor vehicle crashes
17	Injury related MVCs
19	Alcohol-related MVCs
1	Speed-related MVCs
555	Traffic citations
135	Traffic citations issued by HSO
140	DUI arrests
26	DUI arrests issued by HSO
43	Speed citations
8	Speed citations issued by HSO
1,113	Verbal & Written Warnings Issued
286	Verbal & Written Warnings Issued by HSO
1	Seat belt citations
4	CPS citations

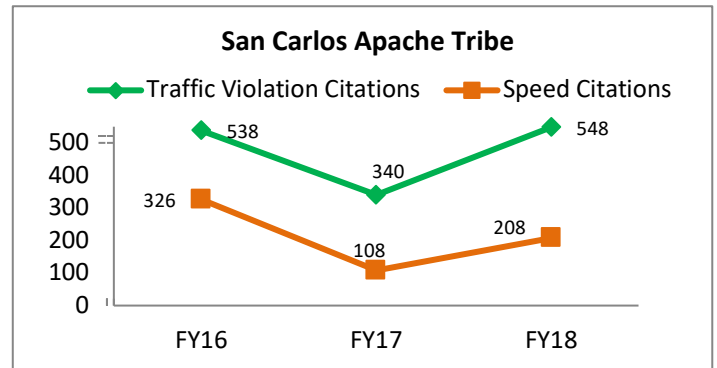
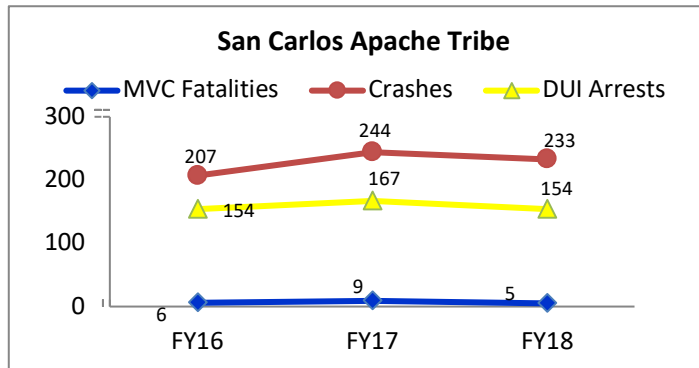
During FY18, the Menominee Indian Tribe of Wisconsin Program conducted:

0	Checkpoints
69	Saturation Patrols
2	Traffic safety presentations (community/school)

PT-18-20 - San Carlos Apache Tribe (Arizona)

Grant Award: \$147,855.00
Project funded for: One (1) Highway Safety Officer(s)
Safety Belt Law: Primary (Law Passed Unknown)
Traffic Statistics Software: Spillman Technologies
Reservation Population: 15,171

Amount Expended: \$30,455.01
Law Enforcement: Tribal
Tribal BAC Law: 0.08
Land Base: 1,800,000 Acres
Road Miles: 2400



PERFORMANCE MEASURES/TARGETS:

- To reduce the number of motor vehicle related fatalities by 33% on the San Carlos Apache Tribe's Reservation from the FY2016 number of 6 to 4 by the end of FY2018.

Total number of motor vehicle crash fatalities in FY18 (October 1, 2017 - September 30, 2018): 5

- To reduce the number of motor vehicle related crashes by 11% from the FY2016 number of 207 to 185 by the end of FY2018.

Total number of motor vehicle crashes in FY18: 233

SUMMARY:

San Carlos Apache Tribe did not fully expended FY18 grant funding due to the department being under staffed and being a full-time grant program. The San Carlos Apache Tribe Police Department (SCATPD) hired a lateral officer. Being understaffed with Patrol Officers forced us to use the HSO to assist with everyday emergency incidents that were not traffic related. Understaffing in SCATPD also kept the grant program from meeting their targets. Although the SCATPD was short staffed it did not keep the HSO from providing traffic safety presentations to the community and in the schools.

The highlights of the year was the SCATPD participating in the "Drive Sober or Get Pulled Over" mobilization event even though the SCATPD was short staffed. They conducted 2 checkpoint and 9 saturation patrols. SCATPD also partnered with San Carlos Healthcare to conduct a child carseat checkpoint. In this carseat checkpoint Officers issued 14 citations for seatbelt violations and made 1 DUI arrest.

2018 ACTIVITY REPORT:

5	Motor vehicle crash (MVC) fatalities
4	Alcohol-related MVC fatalities
2	Speed-related MVC fatalities
2	MVC fatalities involving driver with BAC of 0.08+
0	MVC fatalities with driver < age 20
0	Unrestrained occupant MVC fatalities, all seat positions
0	Motorcyclist fatalities
0	Un-helmeted motorcyclist fatalities
3	Pedestrian fatalities
233	Motor vehicle crashes
95	Injury related MVCs
54	Alcohol-related MVCs
43	Speed-related MVCs
548	Traffic citations
442	Traffic citations issued by HSO
154	DUI arrests
35	DUI arrests issued by HSO
208	Speed citations
198	Speed citations issued by HSO
293	Verbal & Written Warnings Issued
279	Verbal & Written Warnings Issued by HSO
28	Seat belt citations
2	CPS citations

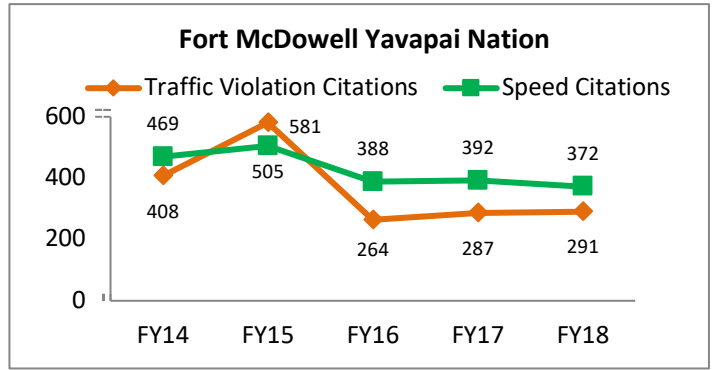
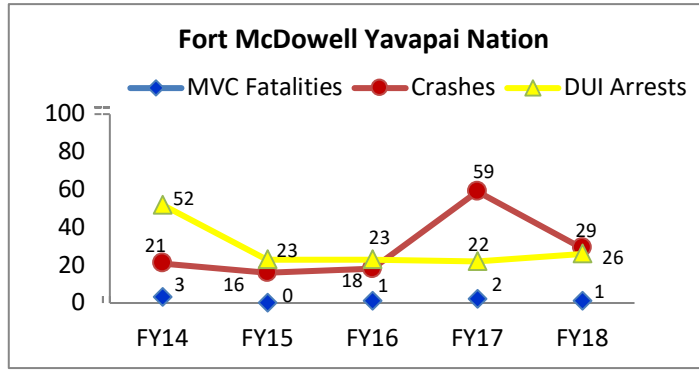
During FY18, the San Carlos Apache Tribe Program conducted:

2	Checkpoints
9	Saturation Patrols
2	Traffic safety presentations (community/school)

PT-18-19-01 - Fort McDowell Yavapai Nation (Arizona)

Grant Award: \$184,920.00
Project funded for: Overtime Grant
Safety Belt Law: Primary (Law Passed June 1997)
Traffic Statistics Software: Sleuth/Global Software
Reservation Population: 2,500

Amount Expended: \$165,507.55
Law Enforcement: Tribal
Tribal BAC Law: 0.08
Land Base: 24,680 Acres
Road Miles: 39



PERFORMANCE MEASURES/TARGETS:

- To reduce the number of motor vehicle related fatalities on the Fort McDowell Yavapai Nation's Reservation by 100% from the FY2016 number of 1 to 0 by the end of FY2018.

Total number of motor vehicle crash fatalities in FY18 (October 1, 2017 - September 30, 2018): 1

- To reduce motor vehicle related crashes by 10% from the FY2016 number of 22 to 20 by the end of FY2018.

Total number of motor vehicle crashes in FY18: 29

- To increase the number of DUI arrests by 41% from the FY2016 number of 22 to 31 by the end of FY2018.

Total number of DUI arrests by the PD in 2018: 26

- To increase the number of speed citations issued by 15% from the FY2016 number of 435 to 500 by the end of FY2018.

Total number of speed citations issued by the PD in 2018: 372

SUMMARY:

Fort McDowell Yavapai Nation almost expended their full grant award for FY18. Fort McDowell Yavapai Nation Police Department (FMYNPD) did not achieve any of their targeted goals for the FY18. MVC's increased because the Officers responded to private property crashes in the tribes Casino parking lot and surrounding area. The FMYNPD did not meet their DUI arrests target but they increased their overall arrests from the previous year. High visibility enforcement and mobilizations might have kept impaired drivers off the roadways. FMYNPD also did not meet their target goal on speed citations as well. The FMYNPD issued 364 warnings, with 90% of them being speed related.

FMYNPD participated in all three mandatory mobilizations and also conducted other impaired and distracted driver mobilizations. Over a 12 month period they had Officers enforcing traffic an extra 2,300 hours during the grant year.

2018 ACTIVITY REPORT:

1	Motor vehicle crash (MVC) fatalities
0	Alcohol-related MVC fatalities
1	Speed-related MVC fatalities
0	MVC fatalities involving driver with BAC of 0.08+
0	MVC fatalities with driver < age 20
0	Unrestrained occupant MVC fatalities, all seat positions
0	Motorcyclist fatalities
0	Un-helmeted motorcyclist fatalities
0	Pedestrian fatalities
29	Motor vehicle crashes
5	Injury related MVCs
4	Alcohol-related MVCs
6	Speed-related MVCs
291	Traffic citations
0	Traffic citations issued by HSO
26	DUI arrests
0	DUI arrests issued by HSO
372	Speed citations
0	Speed citations issued by HSO
606	Verbal & Written Warnings Issued
6	Verbal & Written Warnings Issued by HSO
12	Seat belt citations
3	CPS citations

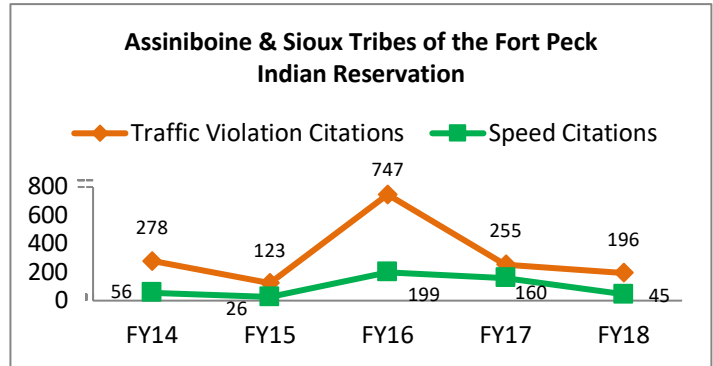
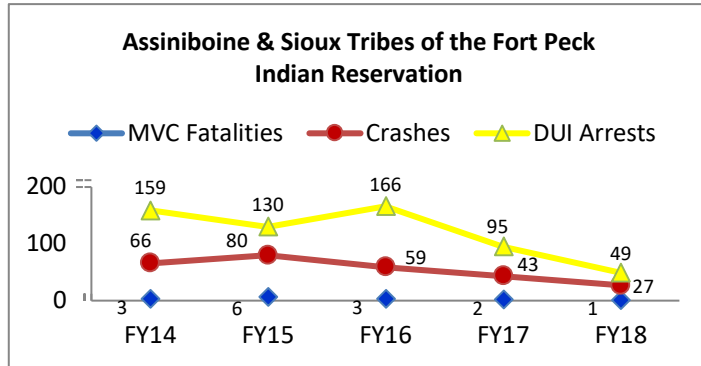
During FY18, the Fort McDowell Yavapai Nation Program conducted:

2	Checkpoints
115	Saturation Patrols
2	Traffic safety presentations (community/school)

PT-18-19-03 - Assiniboine & Sioux Tribes of the Fort Peck Indian Reservation (Montana)

Grant Award: \$20,535.00
Project funded for: Overtime Grant
Safety Belt Law: Primary (Law Passed Unknown)
Traffic Statistics Software: Excel
Reservation Population: 11,321

Amount Expended: \$15,923.28
Law Enforcement: Tribal
Tribal BAC Law: 0.08
Land Base: 926 Acres
Road Miles: 801



PERFORMANCE MEASURES/TARGETS:

- To reduce the number of motor vehicle related fatalities by 33% on the Assiniboine & Sioux Tribes of the Fort Peck Indian Reservation's highways from the FY2016 number of 3 to 2 by the end of FY2018.
Total number of motor vehicle crash fatalities in FY18 (October 1, 2017 - September 30, 2018): 1
- To reduce the number of motor vehicle related crashes by 10% from the FY2016 number of 59 to 53 by the end of FY2018.
Total number of motor vehicle crashes in FY18: 27
- To increase the number of DUI arrests by 10% from the FY2016 number of 166 to 182 by the end of FY2018.
Total number of DUI arrests by the PD in 2018: 49
- To increase the number of speed citations issued by 10% from the FY2016 number of 199 to 219 by the end of FY2018.
Total number of speed citations issued by the PD in 2018: 45
- To increase the number of traffic citations (excluding speed and DUI) by 10% from the FY2016 number of 382 to 420 by the end of FY2018.
Total number of traffic citations issued by the PD in 2018: 196

SUMMARY:

Assiniboine & Sioux Tribes of the Fort Peck Indian Reservation did not expend all of their grant funding awarded in FY18. The Tribes Police Department was under staffed and was not able to use funds for the grant year.

2018 ACTIVITY REPORT:

1	Motor vehicle crash (MVC) fatalities
0	Alcohol-related MVC fatalities
0	Speed-related MVC fatalities
0	MVC fatalities involving driver with BAC of 0.08+
0	MVC fatalities with driver < age 20
1	Unrestrained occupant MVC fatalities, all seat positions
0	Motorcyclist fatalities
0	Un-helmeted motorcyclist fatalities
1	Pedestrian fatalities
27	Motor vehicle crashes
9	Injury related MVCs
7	Alcohol-related MVCs
0	Speed-related MVCs
196	Traffic citations
0	Traffic citations issued by HSO
49	DUI arrests
0	DUI arrests issued by HSO
45	Speed citations
0	Speed citations issued by HSO
112	Verbal & Written Warnings Issued
0	Verbal & Written Warnings Issued by HSO
7	Seat belt citations
7	CPS citations

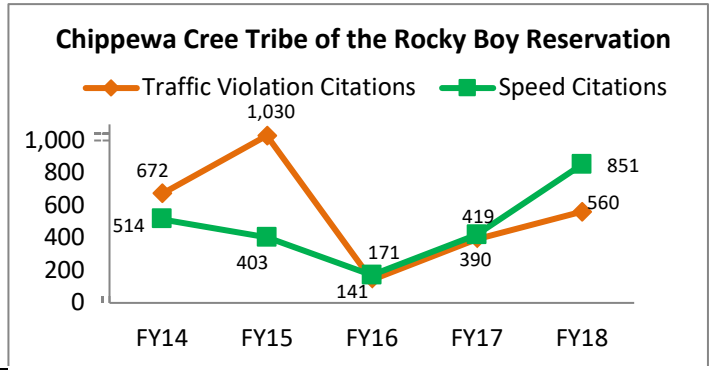
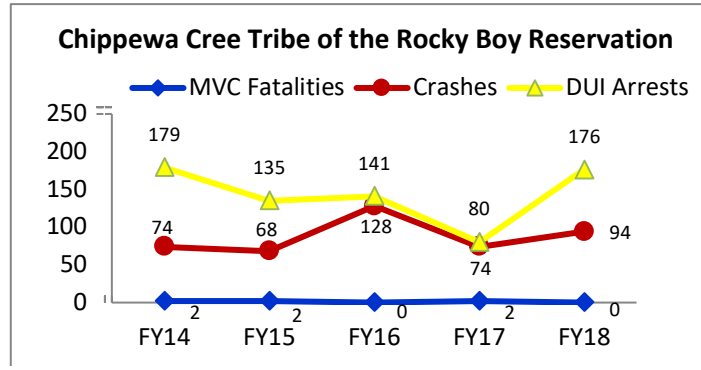
During FY18, the Fort Peck Tribes Assiniboine & Sioux Program conducted:

3	Checkpoints
0	Saturation Patrols
0	Traffic safety presentations (community/school)

PT-18-19-04 - Chippewa Cree Tribe of the Rocky Boy's Reservation (Montana)

Grant Award: \$28,600.00
Project funded for: Overtime Grant
Safety Belt Law: Secondary (Law Passed April 2018)
Traffic Statistics Software: CODY
Reservation Population: 4,053

Amount Expended: \$11,938.67
Law Enforcement: Tribal
Tribal BAC Law: 0.08
Land Base: 122,000 Acres
Road Miles: 691



PERFORMANCE MEASURES/TARGETS:

- To maintain the number of motor vehicle related fatalities on the Chippewa Cree Tribe of the Rocky Boy's Reservation's at the FY2016 number of 0 by the end of FY2018.
Total number of motor vehicle crash fatalities in FY18 (October 1, 2017 - September 30, 2018): 0
- To reduce the number of unrestrained (all seat positions) fatalities in crashes at 0 by the end of FY2018.
Total number of unrestrained (all seat positions) fatalities in crashes in 2018: 0
- To reduce the number of motor vehicle related crashes by 10% from the FY2016 number of 128 to 115 by the end of FY2018.
Total number of motor vehicle crashes in FY18: 94
- To increase the number of speed citations issued by 5% from the FY2016 number of 171 to 180 by the end of FY2018.
Total number of speed citations issued by the PD in 2018: 851
- To increase the number of traffic citations (excluding speed and DUI) by 6% from the FY2016 number of 141 to 149 by the end of FY2018.
Total number of traffic citations issued by the PD in 2018: 520

SUMMARY:

Chippewa Cree Tribe did not expend all of the grant funding awarded in FY18. The Police Department was not able to account for 100% traffic activity in the requests or reimbursements. The Tribal Police Department made changes and understands the grant program, what is required and has made improvements for the success of the program in the future.

The Tribal Police Department met 4 of their grant targets for the grant year. As overtime grant officers were aggressive in exceeding their targets in speed citations, traffic citations, and maintained MVC fatalities and unrestrained (all seat positions) fatalities at 0 during the grant year. The Tribal Police Department did not meet the goal of reducing MVC's but there are multiple factors to consider with this target. The goal was not met because of the harsh winter months and icy and snowpacked road conditions. Aside from not reaching the MVC target Officers were aggressively patrolling the roadways and enforcing traffic.

FY18 highlights are the increased participation and effectiveness of overtime mobilizations and check points conducted.

This helped the Department not only meet most of all their goals but exceed them with high numbers compared to previous grant years.

FY18 achievements are the number of DUI arrests and citations issued by the Police Department. Within these areas we exceeded our goals and the Police Department took a more aggressive stance on traffic safety and enforcement. Futhermore, the police department and officers achieved a better understanding of the grant as a whole, allowing for more effective and efficient reporting for the RFR. Data collection is being enhanced and more data is being gathered on speeding and other citations in order to do assesments on the roadways within the reservation.

2018 ACTIVITY REPORT:

0	Motor vehicle crash (MVC) fatalities
0	Alcohol-related MVC fatalities
0	Speed-related MVC fatalities
0	MVC fatalities involving driver with BAC of 0.08+
0	MVC fatalities with driver < age 20
0	Unrestrained occupant MVC fatalities, all seat positions
0	Motorcyclist fatalities
0	Un-helmeted motorcyclist fatalities
0	Pedestrian fatalities
94	Motor vehicle crashes
19	Injury related MVCs
17	Alcohol-related MVCs
35	Speed-related MVCs
520	Traffic citations
0	Traffic citations issued by HSO
176	DUI arrests
0	DUI arrests issued by HSO
851	Speed citations
0	Speed citations issued by HSO
2,003	Verbal & Written Warnings Issued
0	Verbal & Written Warnings Issued by HSO
195	Seat belt citations
105	CPS citations

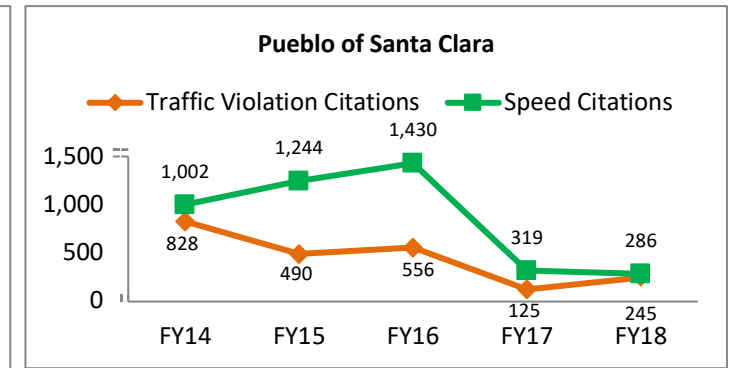
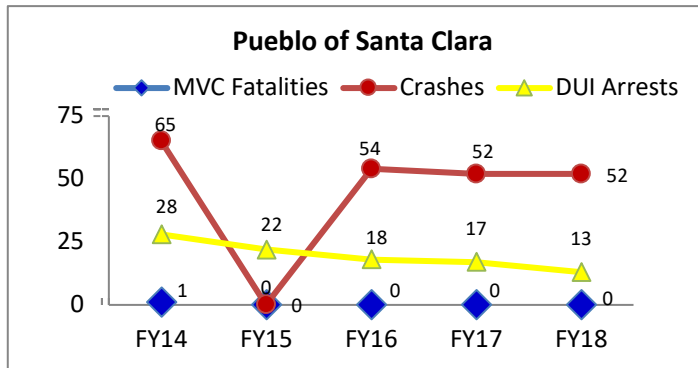
During FY18, the Chippewa Cree Tribe of the Rocky Boy's Reservation Program conducted:

12	Checkpoints
38	Saturation Patrols
0	Traffic safety presentations (community/school)

PT-18-19-05 - Santa Clara Pueblo (New Mexico)

Grant Award: \$96,315.00
Project funded for: Overtime Grant
Safety Belt Law: Primary (Law Passed March 2008)
Traffic Statistics Software: SLEUTH Software
Reservation Population: 2,220

Amount Expended: \$45,013.45
Law Enforcement: Tribal
Tribal BAC Law: 0.08
Land Base: 54,686 Acres
Road Miles: 182



PERFORMANCE MEASURES/TARGETS:

- To maintain the number of motor vehicle related fatalities on the Pueblo of Santa Clara's Reservation at the FY2016 number of 0 by the end of FY2018.
Total number of motor vehicle crash fatalities in FY18 (October 1, 2017 - September 30, 2018): 0
- To reduce the number of motor vehicle related crashes by 16% from the FY2016 number of 52 to 45 by the end of FY2018.
Total number of motor vehicle crashes in FY18: 52
- To increase the number of speed citations issued by 10% from the FY2016 number of 1,527 to 1,680 by the end of FY2018.

Total number of speed citations issued by the PD in 2018: 286

SUMMARY:

Santa Clara Pueblo Police Department did not fully expended the FY18 grant award due to the Police Department being short staffed from July through September. The Police Department only had 3 Officers working during that time. Due to being short staffed the tribe was not able to meet their targets for the grant year.

FY18 highlights for the grant year is the Officers were able to work overtime conducting traffic enforcement. Santa Clara Police Department purchased a lidar with grant funding.

2018 ACTIVITY REPORT:

0	Motor vehicle crash (MVC) fatalities
0	Alcohol-related MVC fatalities
0	Speed-related MVC fatalities
0	MVC fatalities involving driver with BAC of 0.08+
0	MVC fatalities with driver < age 20
0	Unrestrained occupant MVC fatalities, all seat positions
0	Motorcyclist fatalities
0	Un-helmeted motorcyclist fatalities
0	Pedestrian fatalities
52	Motor vehicle crashes
2	Injury related MVCs
0	Alcohol-related MVCs
0	Speed-related MVCs
245	Traffic citations
0	Traffic citations issued by HSO
13	DUI arrests
0	DUI arrests issued by HSO
286	Speed citations
0	Speed citations issued by HSO
56	Verbal & Written Warnings Issued
0	Verbal & Written Warnings Issued by HSO
105	Seat belt citations
5	CPS citations

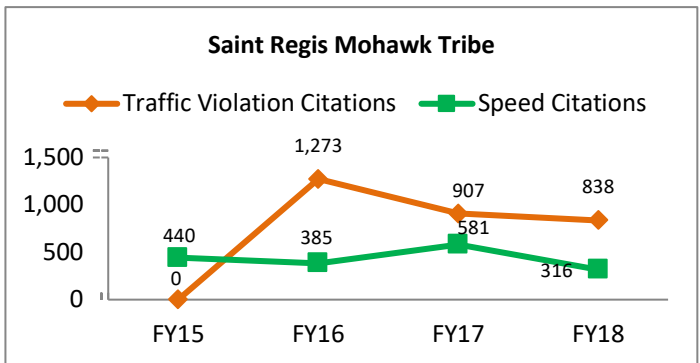
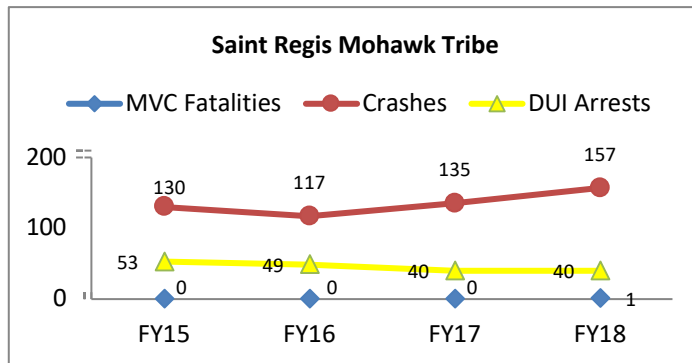
During FY18, the Santa Clara Pueblo Program conducted:

1	Checkpoints
221	Saturation Patrols
0	Traffic safety presentations (community/school)

PT-18-19-06 - Saint Regis Mohawk Tribe (New York)

Grant Award: \$54,205.00
Project funded for: Overtime Grant
Safety Belt Law: Primary (Law Passed Unknown)
Traffic Statistics Software: IMPACT Systems
Reservation Population: 7,891

Amount Expended: \$35,964.72
Law Enforcement: Tribal
Tribal BAC Law: 0.08
Land Base: 14,640 Acres
Road Miles: 56



PERFORMANCE MEASURES/TARGETS:

- To maintain the number of motor vehicle related fatalities on the Saint Regis Mohawk Tribe's Reservation at the FY2015 number of 0 by the end of FY2018.

Total number of motor vehicle crash fatalities in FY18 (October 1, 2017 - September 30, 2018): 1

- To reduce the number of motor vehicle related crashes by 29% from the FY2016 number of 164 to 116 by the end of FY2018.

Total number of motor vehicle crashes in FY18: 157

- To increase the number of DUI arrests by 10% from the FY2016 number of 49 to 54 by the end of FY2018.

Total number of DUI arrests by the PD in 2018: 40

- To increase the number of speed citations issued by 10% from the FY2016 number of 385 to 423 by the end of FY2018.

Total number of speed citations issued by the PD in 2018: 316

- To increase the number of traffic citations (excluding speed and DUI) by 10% from the FY2016 number of 1,273 to 1,400 by the end of FY2018.

Total number of traffic citations issued by the PD in 2018: 838

SUMMARY:

Saint Regis Mohawk Tribe Police Department did not fully expend funding because of reporting requirements and Officers did not want to do the paperwork. There are only a few Officers who work the grant who have familiarized themselves with the forms. The Police Department experienced a shortage of road patrol officer, which also impacted the department.

The Saint Regis Mohawk Tribal Police Department did not achieve any of the targets for the grant year. Saint Regis Mohawk Tribe had their first MVC fatality in April during an early spring snowstorm. Weather, speed and alcohol were the contributing factors for this fatality. A majority of the MVC's occurred at the local casino parking lot. Increased DWI arrests, traffic and speed citations targets were not met but this could be attributed to the loss of 4 Officers, which resulted in a lower number of Patrol Officers. The shortage of Officers has affected the traffic enforcement, Officers are covering shifts in order to respond to other calls not allowable under grant funding.

2018 ACTIVITY REPORT:

1	Motor vehicle crash (MVC) fatalities
1	Alcohol-related MVC fatalities
1	Speed-related MVC fatalities
1	MVC fatalities involving driver with BAC of 0.08+
0	MVC fatalities with driver < age 20
0	Unrestrained occupant MVC fatalities, all seat positions
0	Motorcyclist fatalities
0	Un-helmeted motorcyclist fatalities
0	Pedestrian fatalities
157	Motor vehicle crashes
23	Injury related MVCs
7	Alcohol-related MVCs
12	Speed-related MVCs
838	Traffic citations
0	Traffic citations issued by HSO
40	DUI arrests
0	DUI arrests issued by HSO
316	Speed citations
0	Speed citations issued by HSO
612	Verbal & Written Warnings Issued
10	Verbal & Written Warnings Issued by HSO
2	Seat belt citations
3	CPS citations

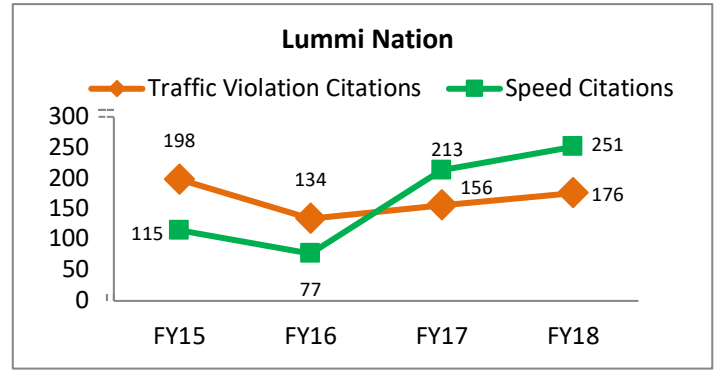
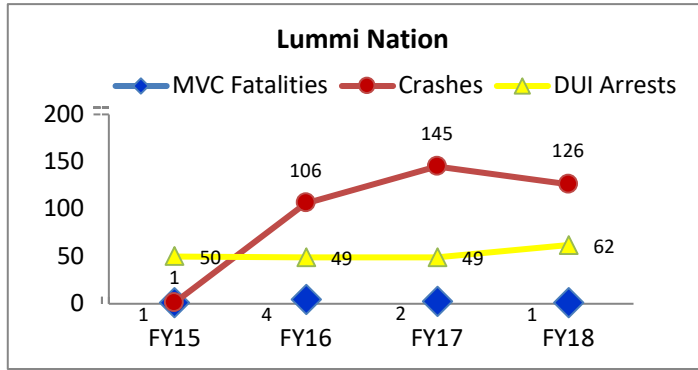
During FY18, the Saint Regis Mohawk Tribe Program conducted:

4	Checkpoints
5	Saturation Patrols
2	Traffic safety presentations (community/school)

PT-18-19-07 - Lummi Nation (Washington)

Grant Award: \$50,440.00
Project funded for: Overtime Grant
Safety Belt Law: Primary (Law Passed 1987)
Traffic Statistics Software: LongArm
Reservation Population: 6,000

Amount Expended: \$15,598.23
Law Enforcement: Tribal
Tribal BAC Law: 0.08
Land Base: 22,000 Acres
Road Miles: 250



PERFORMANCE MEASURES/TARGETS:

- To reduce the number of motor vehicle related fatalities by 100% on the Lummi Nation's Reservation from the FY2016 number of 4 to 0 by the end of FY2018.
Total number of motor vehicle crash fatalities in FY18 (October 1, 2017 - September 30, 2018): 1
- To reduce the number of speed related fatalities in crashes by 100% from the FY2016 number of 1 by the end of FY2018.
Total number of speed related fatalities in crashes in 2018: 1
- To reduce the number of motor vehicle related crashes by 10% from the FY2016 number of 106 to 96 by the end of FY2018.
Total number of motor vehicle crashes in FY18: 126
- To increase the number of DUI arrests by 21% from the FY2016 number of 48 to 58 by the end of FY2018.
Total number of DUI arrests by the PD in 2018: 62
- To increase the number of speed citations issued by 20% from the FY2016 number of 134 to 161 by the end of FY2018.
Total number of speed citations issued by the PD in 2018: 251

SUMMARY:

The Lummi Nation Police Department (LNPD) did not fully expend funds awarded in the FY18 grant year. LNPD is still recovering from a high turn over in Officers for the past three years. The LNPD achieved all their targets with the exception of MVC's. Lummi Nation suffered harsh winters and rainy seasons which results in an increased number of MVC's.

The LNPD conducted a SIDNE presentation at the Lummi Nation School and educated high school juniors and seniors on the dangers of distracted driving and drunk driving. They also held a SIDNE presentation for Lummi Elders, Law and Justice members and the community; in which about 30 adults and children attended. The LNPD put on a car seat safety presentation in conjunction with the Lummi Head Start and were available for Q&A despite not having an experienced CPS technician. The grant program also purchased 3 radar/lidars during the grant year.

2018 ACTIVITY REPORT:

1	Motor vehicle crash (MVC) fatalities
1	Alcohol-related MVC fatalities
1	Speed-related MVC fatalities
1	MVC fatalities involving driver with BAC of 0.08+
0	MVC fatalities with driver < age 20
0	Unrestrained occupant MVC fatalities, all seat positions
0	Motorcyclist fatalities
0	Un-helmeted motorcyclist fatalities
0	Pedestrian fatalities
126	Motor vehicle crashes
15	Injury related MVCs
19	Alcohol-related MVCs
14	Speed-related MVCs
176	Traffic citations
0	Traffic citations issued by HSO
62	DUI arrests
0	DUI arrests issued by HSO
251	Speed citations
0	Speed citations issued by HSO
513	Verbal & Written Warnings Issued
102	Verbal & Written Warnings Issued by HSO
20	Seat belt citations
4	CPS citations

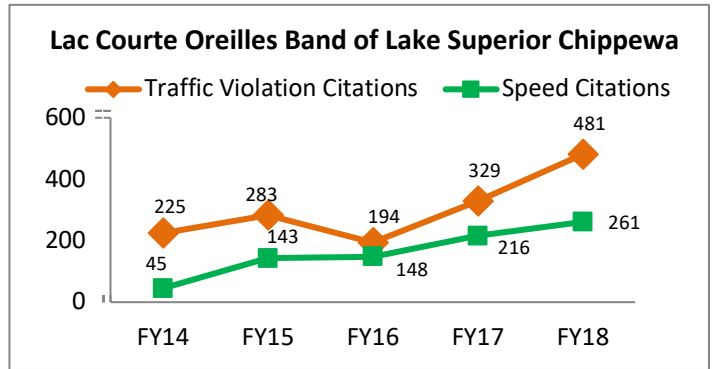
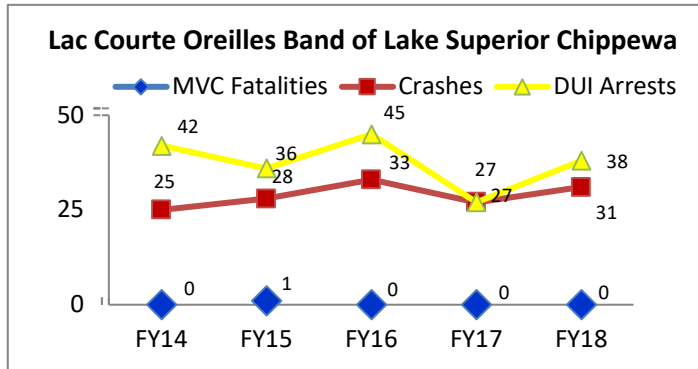
During FY18, the Lummi Nation Program conducted:

0	Checkpoints
4	Saturation Patrols
2	Traffic safety presentations (community/school)

PT-18-19-08 - Lac Courte Oreilles Band of Lake Superior Chippewa (Wisconsin)

Grant Award: \$85,600.00
Project funded for: Overtime Grant
Safety Belt Law: Primary (Law Passed June 2009)
Traffic Statistics Software: Visions
Reservation Population: 3,100

Amount Expended: \$38,348.24
Law Enforcement: Tribal
Tribal BAC Law: 0.08
Land Base: 77,000 Acres
Road Miles: 319



PERFORMANCE MEASURES/TARGETS:

- To maintain the number of motor vehicle related fatalities on the Lac Courte Oreilles Band of Lake Superior Chippewa Indian's Reservation at the FY2016 number of 0 by the end of FY2018.
Total number of motor vehicle crash fatalities in FY18 (October 1, 2017 - September 30, 2018): 0
- To reduce the number of motor vehicle related crashes by 9% from the FY2016 number of 33 to 30 by the end of FY2018.
Total number of motor vehicle crashes in FY18: 31
- To increase the number of DUI arrests by 11% from the FY2016 number of 45 to 50 by the end of FY2018.
Total number of DUI arrests by the PD in 2018: 38
- To increase the number of speed citations issued by 11% from the FY2016 number of 148 to 165 by the end of FY2018.
Total number of speed citations issued by the PD in 2018: 261
- To increase the number of traffic citations (excluding speed and DUI) by 25% from the FY2016 number of 194 to 243 by the end of FY2018.
Total number of traffic citations issued by the PD in 2018: 481

SUMMARY:

Lac Courte Oreilles Band of Lake Superior Chippewa Police Department did not fully expend the FY18 grant award. They attribute this to a change in policy, in which all personnel are required to use their accrued PTO or they would lose it at the end of the fiscal year. This caused many of the Officers to use their accrued PTO. This new policy prevented Officers from working as many traffic shifts as they normally would have.

The Police Department did not reach two of their 5 goals during the grant year. MVC's increased due to inclement weather. The grant program did not achieve their DWI goal because Officers discovered 75% of their traffic stops, involving alcohol, had a designated driver.

FY18 highlight for the Police Department resulting from 2 traffic stops. One (1) traffic stop resulted in 7 charges for 3 gm bags of THC, 3 bags of meth residue, 1 bundle of crushed prescription drugs, 1 meth pipe, 7 needles, 27 gm bags and

straw. Second traffic stop led to the discovery of partially loaded needles with meth, narcotics, 66 unused gm bags (some with residue) empty needles, scales and grinders resulting in 10 charges from the traffic stop.

The Police Department sent Officers to Lifesavers Conference and exceeded their goal for total citations, excluding OWI's. By attending BIA IHSP Program Management training the Police Department was successful in managing their 2018 overtime grant.

2018 ACTIVITY REPORT:

0	Motor vehicle crash (MVC) fatalities
0	Alcohol-related MVC fatalities
0	Speed-related MVC fatalities
0	MVC fatalities involving driver with BAC of 0.08+
0	MVC fatalities with driver < age 20
0	Unrestrained occupant MVC fatalities, all seat positions
0	Motorcyclist fatalities
0	Un-helmeted motorcyclist fatalities
0	Pedestrian fatalities
31	Motor vehicle crashes
6	Injury related MVCs
11	Alcohol-related MVCs
9	Speed-related MVCs
481	Traffic citations
0	Traffic citations issued by HSO
38	DUI arrests
0	DUI arrests issued by HSO
261	Speed citations
0	Speed citations issued by HSO
830	Verbal & Written Warnings Issued
0	Verbal & Written Warnings Issued by HSO
34	Seat belt citations
15	CPS citations

During FY18, the Lac Courte Oreilles Band of Lake Superior Chippewa Program conducted:

0	Checkpoints
99	Saturation Patrols
0	Traffic safety presentations (community/school)

Police Traffic Services Program Area:

To encourage tribal participation in Traffic Safety related conference, i.e. Lifesavers. The BIA IHSP sponsored a total of one (1) training sessions and one (1) Conference.

FY18 Project Management Training (Police Traffic Services), October 17-18, 2017 in Albuquerque, NM

Travel expenses in the amount of **\$45,575.29** were reimbursed for **63** grant funded tribal employees who attended from the following tribes:

- | | | |
|--|--|--|
| 1. Assiniboine & Sioux Tribes (Fort Peck) | 9. Menominee Indian Tribe of Wisconsin | 19. Shoshone-Bannock Tribes |
| 2. Cheyenne River Sioux Tribe | 10. Oglala Sioux Tribe | 20. Sisseton Wahpeton Sioux Tribe |
| 3. Confederated Tribes & Bands of the Yakama Nation | 11. Pueblo of Acoma | 21. Three Affiliated Tribe |
| 4. Fort McDowell Yavapai Nation | 12. Pueblo of Isleta | 22. Turtle Mountain Band of Chippewa |
| 5. Jicarilla Apache Nation | 13. Pueblo of Jemez | 23. Upper Sioux Community |
| 6. La Courte Oreilles Band of Lake Superior Chippewa | 14. Pueblo of Laguna | 24. Walker River Paiute Tribe |
| 7. Leech Lake Band of Ojibwe | 15. Pueblo of Santa Clara | 25. White Earth Band of Chippewa Indians |
| 8. Lummi Nation | 16. Red Lake Band of Chippewa Indians | |
| | 17. Saint Regis Mohawk Tribe | |
| | 18. San Carlos Apache Tribe | |

FY18 Project Management Training (Occupant Protection), October 19, 2017 in Albuquerque, NM

Travel expenses in the amount of **\$7,382.33** were reimbursed for **22** grant funded tribal employees who attended from the following tribes

- | | | |
|---|--|-------------------------------|
| 1. Assiniboine & Sioux Tribes (Fort Peck) | 7. Gila River Indian Community | 13. Ponca Tribe of Nebraska |
| 2. Cheyenne & Arapahoe Tribes (OK) | 8. Hopi Tribe | 14. Pueblo of Laguna |
| 3. Chickasaw Nation | 9. Menominee Indian Tribe of Wisconsin | 15. Pyramid Lake Paiute Tribe |
| 4. Cocopah Indian Tribe | 10. Navajo Nation | 16. Quapaw Tribe (OK) |
| 5. Comanche Nation | 11. Oglala Sioux Tribe | 17. Quechan Indian Tribe |
| 6. Confederated Tribes & Bands of the Yakama Nation | 12. Picayune Rancheria of the Chukchansi Indians | 18. San Carlos Apache Tribe |
| | | 19. Wyandotte Nation |

2018 Lifesavers Conference, April 22-24, 2018, San Antonio, TX

Travel expenses for 2018 LifeSavers Conference in the amount of **\$88,189.26** were reimbursed for 55 grant funded tribal employees who attended from following tribes:

- | | | |
|--|---|--|
| 1. Cheyenne & Arapahoe Tribes (OK) | 10. Leech Lake Band of Ojibwe | 19. Red Lake Band of Chippewa Indians |
| 2. Cheyenne River Sioux Tribe | 11. Lummi Nation | 20. Saint Regis Mohawk Tribe |
| 3. Chickasaw Nation | 12. Menominee Indian Tribe of Wisconsin | 21. Three Affiliated Tribes |
| 4. Chitimacha Tribe | 13. Oglala Sioux Tribe | 22. Walker River Paiute Tribe |
| 5. Confederated Tribes & Bands of the Yakama Nation | 14. Pueblo of Isleta | 23. White Earth Band of Chippewa Indians |
| 6. Craig Tribal Association | 15. Pueblo of Jemez | |
| 7. Fort McDowell Yavapai Nation | 16. Pueblo of Laguna | |
| 8. Hopi Tribe | 17. Pueblo of Santa Clara | |
| 9. La Courte Oreilles Band of Lake Superior Chippewa | 18. Pyramid Lake Paiute Tribe | |

2019 IHSP Grant Writing, February 6-8, 2018, Albuquerque, NM

Travel expenses for 2018 LifeSavers Conference & 2019 Grant Writing Training in the amount of **\$12,876.33** were reimbursed for 34 grant funded tribal employees who attended from the following tribes:

- | | | |
|--|---|--|
| 1. Cheyenne & Arapaho Tribes (OK) | 10. Makah Tribe | 20. Pueblo of Santa Clara |
| 2. Cheyenne River Sioux Tribe | 11. Menominee Indian Tribe of Wisconsin | 21. Red Lake Band of Chippewa Indians |
| 3. Chickasaw Nation | 12. Navajo Nation | 22. Saint Regis Mohawk Tribe |
| 4. Cocopah Indian Tribe | 13. Oglala Sioux Tribe | 23. Shoshone-Bannock Tribes |
| 5. Confederated Tribes & Bands of the Yakama Nation | 14. Otoe-Missouria Tribe | 24. Three Affiliated Tribes |
| 6. Fort McDowell Yavapai Nation | 15. Pueblo of Acoma | 25. Tonkawa Tribe |
| 7. Jicarilla Apache Nation | 16. Pueblo of Isleta | 26. Upper Sioux Community |
| 8. La Courte Oreilles Band of Lake Superior Chippewa | 17. Pueblo of Jemez | 27. Walker River Paiute Tribe |
| 9. Lummi Nation | 18. Pueblo of Laguna | 28. White Earth Band of Chippewa Indians |
| | 19. Pueblo of Tesuque | |

Mobilizations Indian State

27 Tribal law enforcement agencies funded in FY18 signed commitments to participate in three mobilizations during the project year.

Don't Shatter the Dream-Impaired Driving Mobilization - December 15 - 31, 2017

Tribal and BIA Police Department Activity Reports:

25	Activity Reports submitted in FY18
26	Activity Reports submitted in FY17
29	Activity Reports submitted in FY16

FY18 Don't Shatter the Dream Ticket Statistics

116	DWI Arrest	141	Suspended Licenses
29	Child Safety Citations	1,714	Speeding
24	Felony Arrests	44	Reckless Driving
10	Recovered Stolen Vehicles	72	Crashes
173	Fugitives Apprehended	2	MVC Fatalities

SUMMARY:

The 25 law enforcement agencies reported a total of 4,152 hours on traffic enforcement during the mobilization. Two (2) fatalities were reported from participating Tribal and BIA Police Departments during the mobilization.

Click It or Ticket - Safety Belt Mobilization - May 21 - June 3, 2018

Tribal and BIA Police Department Activity Reports:

24	Activity Reports submitted in FY18
26	Activity Reports submitted in FY17
21	Activity Reports submitted in FY16

FY18 Click It or Ticket Statistics

114	DWI Arrest	128	Suspended Licenses
285	Safety Belt Citations	53	Uninsured Motorists
103	Child Safety Citations	1,948	Speeding
14	Felony Arrests	58	Reckless Driving
6	Recovered Stolen Vehicles	72	Crashes
87	Fugitives Apprehended	2	MVC Fatalities

SUMMARY:

The 24 law enforcement agencies reported a total of 3,174 hours on traffic enforcement during the mobilization. Two (2) fatalities were reported from participating Tribal and BIA Police Departments during the mobilization.

Drive Sober or Get Pulled Over Statistics - August 18 - September 3, 2018

Tribal and BIA Police Department Activity Reports:

21	Activity Reports submitted in FY18
26	Activity Reports submitted in FY17
23	Activity Reports submitted in FY16

FY18 Drive Sober or Get Pulled Over Statistics

95	DWI Arrest	81	Suspended Licenses
110	Safety Belt Citations	58	Uninsured Motorists
65	Child Safety Citations	696	Speeding
20	Felony Arrests	47	Reckless Driving
5	Recovered Stolen Vehicles	80	Crashes
88	Fugitives Apprehended	2	MVC Fatalities

SUMMARY:

The 21 law enforcement agencies reported a total of 2,307 hours on traffic enforcement during the mobilization. One (1) fatality was reported during this mobilization.

MOBILIZATION AND MEDIA ACTIVITY

In FY18 the BIA IHSP reimbursed funded projects for media activity expenses totaling \$19,816.26. This included billboard rentals, radio and other media outlets. Posters and flyers were displaced in communities, schools and bus stops. Newsletters and e-mail were sent out to tribal community and staff. Highway signs were also posted.

LOOKING TO THE FUTURE

In summary, FY18 was a challenging and successful year for the Tribes funded by the IHSP. We will continue to be dedicated to working closely with the Tribes and strive to remain in close partnership with all our traffic safety partners.

2018 has disclosed several issues that will be reviewed and addressed in 2019. They include:

- Maintaining tribal project monthly and annual reporting
- Officer productivity must be encouraged to change behavior on tribal roads
- Traffic data collection must become a priority for tribes
- The utilization of BAT Mobiles must increase significantly
- Continued efforts for the IHSP outreach to tribal youth through educational programs.

Motor vehicle crash fatalities have decreased within the projects funded by IHSP from FY16 (79) to FY18 (51). The percentage of Alcohol involved is noted to be 50.9%, excessive speed at 39.2% and non-seat belt use is at 45.0% in the fatal crashes reported. Continuing to increase enforcement efforts in all of these areas will be made in FY19.

Fulltime and overtime grant programs worked aggressively on traffic safety/enforcement and impaired driving laws in FY18. Although the IHSP collectively didn't achieve the targets and goals in some areas for FY2018, it must be noted the tribal programs reported 23,237 verbal and written warnings. The warnings are generated by vehicle stops The Highway Safety Officers funded under this grant often work in difficult political, economic and physical environments and we will continue to support and encourage their efforts throughout the year.

The IHSP plans to continue to work toward meeting and surpassing the Performance Measures/Targets outlined in our FY19 HSP. The IHSP is prepared to meet the targets and challenges in the coming year. The IHSP will continue to provide technical assistance to each tribe when requested.

The IHSP will renew its efforts in FY19 to improve the collection of traffic data and to make it the cornerstone of the highway safety program. Sharing of traffic statistics among all stakeholders will enable tribes to improve performance and save lives.

Police Traffic Services and Enforcement is currently the main focus. The IHSP would like to focus more on behavior change through education and treatment in DWI court programs, community educational programs and youth programs with the implementation of Tribal Student Drivers Education Programs.

In FY19 the IHSP will continue to offer Occupant Protection Grants to the tribes and will follow through on positive working relationships with the tribes whom have received grants.

As always, we appreciate the guidance and assistance of the NHTSA Region 6 Staff and acknowledge and thank all of our traffic safety partners.

FY2018 Budget Summary (in lieu of HSC)

Planning & Administration Cost Summary - Planning & Administration Budget Summary - FY 18

Project Number	Project Title	Budget	Budget Source
PA-18-01	BIA Program Management	\$ 234,870.00	402
	BIA Program Management (ESTIMATED CARRY FORWARD)	\$ Pending GTS	402
PA-18-02	Bureau of Indian Affairs Training & Space Rental	\$ 1,000.00	
Total 402 Funds		\$ 235,870.00	

Alcohol Cost Summary - Alcohol Budget Summary - FY 18 Projects

Project Number	Project Title	Budget	Budget Source
AL-17-01	BIA OJS - BAT Mobiles	\$ 100,000.00	402
Total 402 Funds		\$ 100,000.00	

Occupant Protection Cost Summary – Occupant Protection Budget Summary- FY18 Projects

Project Number	Project Title	Budget	Budget Source
OP-18-01	Seat Belt Survey (Bureau of Indian Affairs)	\$ 100,000.00	402
OP-18-02	Craig Tribal Association	\$ 11,565.00	402
OP-18-03	Cocopah Indian Tribe	\$ 4,260.00	402
OP-18-04	Gila River Indian Community	\$ 11,308.00	402
OP-18-05	Hopi Tribe	\$ 12,165.00	402
OP-18-06	San Carlos Apache Tribe	\$ 2,230.00	402
OP-18-07	Picayune Rancheria of Chukchansi Indians	\$ 15,075.00	402
OP-18-08	Quechan Indian Tribe	\$ 2,725.00	402
OP-18-10	Shoshone-Bannock Tribes of the Fort Hall Reservation	\$ 3,465.00	402
OP-18-11	Fort Belknap Indian Community	\$ 4,230.00	402
OP-18-12	Assiniboine & Sioux Tribes of the Fort Peck Indian Reservation	\$ 2,200.00	402
OP-18-13	Ponca Tribe of Nebraska	\$ 10,547.31	402
OP-18-15	Navajo Nation	\$ 28,755.60	402
OP-18-16	Pueblo of Laguna	\$ 6,450.44	402
OP-18-17	Pyramid Lake Paiute Tribe	\$ 13,710.00	402
OP-18-18	Cheyenne and Arapaho Tribes (OK)	\$ 10,612.36	402
OP-18-19	Chickasaw Nation	\$ 10,050.72	402
OP-18-20	Choctaw Nation (OK)	\$ 11,642.00	402
OP-18-21	Comanche Nation	\$ 8,095.00	402
OP-18-22	Quapaw Tribe (OK)	\$ 4,914.03	402
OP-18-23	Tonkawa Tribe (OK)	\$ 6,990.00	402
OP-18-24	Wichita and Affiliated Tribes	\$ 8,990.00	402
OP-18-25	Wyandotte Nation	\$ 5,277.00	402
OP-18-26	Oglala Sioux Tribe	\$ 7,581.61	402
OP-18-27	Muckleshoot Indian Tribe	\$ 1,200.00	402
OP-18-28	Confederated Tribes and Bands of the Yakama Nation	\$ 9,987.16	402
OP-18-29	Menominee Indian Tribe of Wisconsin	\$ 4,555.00	402
OP-18-30	Arapaho Tribe of the Wind River Reservation	\$ 8,675.00	402
OP-18-31	Hualapai Tribe	\$ 7,395.00	402
OP-18-32	Prairie Band of Potawatomi Nation	\$ 7,100.00	402
OP-18-33	Minnesota Chippewa Tribe - Mille Lacs Band	\$ 11,568.46	402
Total 402 Funds		\$ 353,319.69	402

Police Traffic Safety Cost Summary - Police Traffic Safety Budget Summary - FY18 Projects

Project Number	Project Title	Budget	Budget Source
PT-18-02	Shoshone-Bannock Tribes	\$ 132,775.00	402
PT-18-03	Red Lake Band of Chippewa Indians	\$ 272,085.00	402
PT-18-04	Leech Lake Band of Ojibwe	\$ 375,400.00	402
PT-18-05	Upper Sioux Community	\$ 184,070.00	402
PT-18-06	White Earth Band of Chippewa Indians	\$ 271,560.00	402
PT-18-07	Turtle Mountain Band of Chippewa	\$ 109,675.00	402
PT-18-08	Jicarilla Apache Nation	\$ 395,605.00	402
PT-18-09	Pueblo of Acoma	\$ 173,960.00	402
PT-18-10	Pueblo of Isleta	\$ 444,800.00	402
PT-18-11	Pueblo of Jemez	\$ 167,940.00	402
PT-18-12	Pueblo of Laguna	\$ 229,890.00	402
PT-18-13	Walker River Paiute Tribe	\$ 239,070.00	402
PT-18-14	Oglala Sioux Tribe	\$ 587,585.00	402
PT-18-15	Cheyenne River Sioux Tribe	\$ 302,205.00	402
PT-18-16	Sisseton-Wahpeton Sioux Tribe	\$ 163,740.00	402
PT-18-17	Confederated Tribes and Bands of the Yakama Nation	\$ 130,475.00	402
PT-18-18	Three Affiliated Tribes	\$ 293,620.00	402
PT-18-19	Menominee Indian Tribe of Wisconsin	\$ 129,965.00	402
PT-18-20	San Carlos Apache Tribe	\$ 147,855.00	402
PT-18-19-01	Fort McDowell Yavapai Nation	\$ 184,920.00	402
PT-18-19-03	Fort Peck Tribes Assiniboine & Sioux	\$ 20,535.00	402
PT-18-19-04	Chippewa Cree Tribe of the Rocky Boy's Reservation	\$ 28,600.00	402
PT-18-19-05	Santa Clara Pueblo	\$ 96,315.00	402
PT-18-19-06	Saint Regis Mohawk Tribe	\$ 54,205.00	402
PT-18-19-07	Lummi Nation	\$ 50,440.00	402
PT-18-19-08	Lac Courte Oreilles Band of Lake Superior Chippewa	\$ 85,600.00	402
PT-17-19-12	Police Traffic Services Grants	\$ Pending GTS	402
Total 402 Funds		\$ 5,272,890.00	402

Traffic Records Cost Summary - Traffic Records Budget Summary - FY 18 Projects

Project Number	Project Title	Budget	Budget Source
K9-18-01	Indian Highway Safety Program (Bureau of Indian Affairs)	\$ 173,807.40	408
408 Total		\$ 173,807.40	408

PROGRAM AREAS	BUDGETS
Total Planning & Administration	\$ 235,870.00
Total Alcohol	\$ 100,000.00
Total Occupant Protection	\$ 253,319.69
Total Police Traffic Services	\$ 5,272,890.00
Total Traffic Records 408	\$ 173,807.40
Total Program Funds	\$ 6,035,887.09