

**BUREAU of INDIAN AFFAIRS  
INDIAN HIGHWAY SAFETY PROGRAM**



# FY 2016 Annual Report

*1001 Indian School Road, NW - Suite 251  
Albuquerque, New Mexico 87104*



# TABLE OF CONTENTS

## Contents

Mission Statement.....	3
Vision Statement.....	3
Introduction.....	4
FY16 Tribal Project Reports.....	5
FY16 IHSP 402 Expenditures.....	5
IHSP Targets for FY16.....	6
Impaired Driving Program Area.....	14
Occupant Protection Program Area.....	16
Police Traffic Services Program Area.....	18
FY16 Core Outcome Measures.....	20
Full-Time Grant Projects.....	22
Overtime Grant Projects.....	56
Mobilizations Indian State.....	95
FY2016 Budget Summary (in lieu of HSC).....	98



## **Mission Statement**

To reduce the number and severity of traffic crashes in Indian Country by supporting Education, Enforcement, and safe tribal community programs.

## **Vision Statement**

To create a safe tribal community environment where roadways in Indian Country are safe for all.

## Introduction

According to the 2010 U.S. Census, the United States is home to 308,745,538 people. Of these individuals, approximately 2,932,248, 0.9%, identify themselves as American Indian and/or Alaska Native. Consistent with the general population in the United States, the largest age group for American Indian/Alaska Natives is 35-44 years of age. These American Indians/Alaska Natives represent over 560 federally recognized Tribes throughout the country.

Despite their small ethnicity numbers, American Indians/Alaska Natives continue to be killed and injured in traffic crashes at rates that are 2 to 3 times that of other ethnic groups and that of the national average.

Because the Tribes that comprise the Indian Nation are geographically spread throughout the United States, it is extremely difficult to affect change in motor vehicle deaths in each of them. Each Tribe is unique in its heritage, language and lifestyle. The lack of motor vehicle crash data and Tribal reporting are areas of continual struggle.

The FY16 Request for Proposal (RFP) was mailed to the Tribal Leaders of all federally recognized Tribes in the United States in February 2015. Prospective applicants were required to submit proposals no later than May 1, 2015. The Indian Highway Safety Program (IHSP) received 71 tribal project proposals for FY16.

A Selection Committee met in May of 2015 to review and score all proposals. This Selection Committee was comprised of representatives from the National Highway Traffic Safety Administration, Bureau of Indian Affairs Indian Highway Safety Program, Indian Health Service, Office of Justice Services, and a representative from the New Mexico Highway Safety Office. 63 Tribal highway safety projects were included in the initial FY16 Highway Safety Plan submitted to NHTSA for final approval. NHTSA approved 63 projects for funding.

The approved IHSP projects for FY16 consisted of 63 grants, for Tribes in 17 different states, in the program areas of Police Traffic Services and Overtime enforcement, and Occupant Protection. The IHSP also issued one grant award for an Impaired Driving Court grant. These Tribes included some of the largest Tribes in the country. Data provided in this report is based upon statistics submitted from 32 of the 38 Police Traffic Services 16 of 23 Occupant Protection Tribal projects and the national Fatality Analysis Reporting System. The HSP utilized FARS reporting for FY13 because FY14 was not available at the time.

The IHSP staffing for FY16 included a Program Director, Program Coordinator, Financial Analyst, Law Enforcement Liaison and two (2) Law Enforcement Assistants.

## **FY16 Tribal Project Reports**

The BIA Indian Highway Safety Program utilizes the funding in order to provide supplemental funding to tribes for strategic targeted enforcement activities. This year the IHSP has funded 38 programs, the majority being Police Traffic Services, but we also fund 23 Occupant Protection Grants and funding for BAT mobiles; other funds are also provided in support through training activities. The focus of all funded programs is to have an impact on the total number of Native Americans killed in traffic related deaths nationwide. The information provided in this section outlines the activities which our tribal programs have produced in order to have an effect on the overall fatalities as reported to FARS each year.

The Tribal Project Reports contain information on the results put forth by each tribal grantee's hard work in traffic safety. Their individual tribal efforts are aimed to collectively have an effect on the Indian Nations safety targets identified in the 2016 Highway Safety Plan.

## **FY16 IHSP 402 Expenditures**

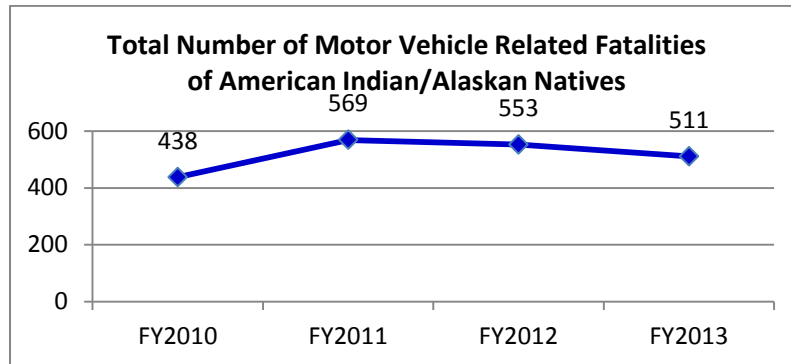
The IHSP expended a total of \$3,471,977.99 in FY16 for Tribal Highway Safety Projects, BAT Mobile operation and maintenance costs, and Planning and Administration.

## Overall Program Target:

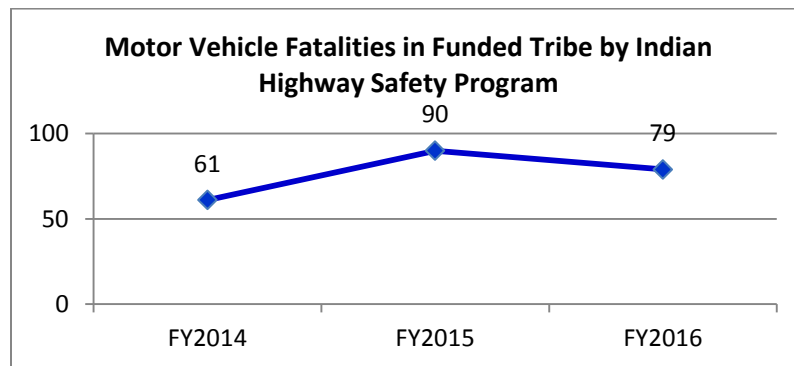
### IHSP Targets for FY16

To reduce death and injury rates resulting from traffic crashes among Indian Tribes and on the reservations within the United States.

To reduce the number of fatalities in Indian Country by 10% from the 2013 FARS number of 316 to 285 by end of FY16. FARS data indicates Native American Fatalities on Reservation deaths were 180 in 2013. The goal is to reduce all fatalities on reservations to 171 by the end of FY16



According to the FARS numbers, MVC fatalities (total number of deaths) among American Indians/Alaska Natives actually decreased from 569 in 2011 to 511 in 2013. MVC fatalities “On Indian Reservation” also decreased from 207 in 2011 to 180 in 2013.



In FY16: 32 of 38 Tribes reported a total of 79 motor vehicle crash (MVC) fatalities on their reservations. 43 (54%) involved alcohol, 20 (25%) involved excessive speed and 50 (63%) of the people killed were not wearing seat belts.

The 3 Tribes with the highest number of MVC fatalities reported were:

<u>Fatalities</u>	<u>Tribe</u>	<u>State</u>
12	Oglala Sioux	South Dakota
10	Northern Cheyenne	Montana
7	Rosebud Sioux	South Dakota

These 3 Tribes accounted for 42% of the total of 79 fatal MVCs reported to the BIA IHSP.

In FY15: 37 Tribes reported a total of 90 motor vehicle crash (MVC) fatalities on their reservations. 46 (51.8%) involved alcohol, 40 (44%) involved excessive speed and 42 (46%) of the people killed were not wearing seat belts.

The 3 Tribes with the highest number of MVC fatalities reported were:

<u>Fatalities</u>	<u>Tribe</u>	<u>State</u>
11	Oglala Sioux	South Dakota
8	Crow Nation	Montana
7	Rosebud Sioux	South Dakota

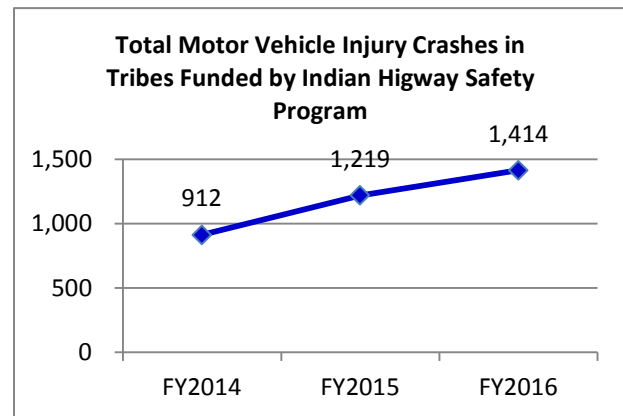
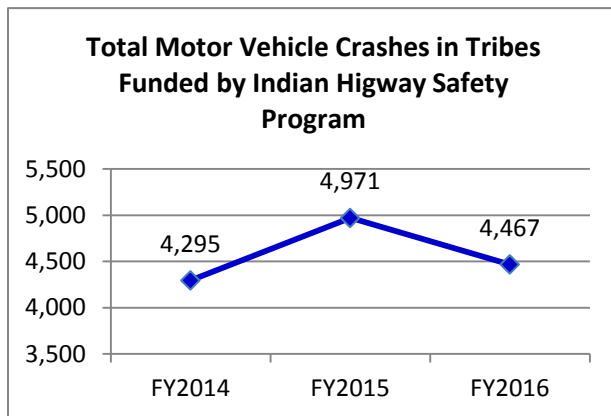
These 3 Tribes accounted for 28% of the total of 90 fatal MVCs reported to the BIA IHSP.

In FY14: There were 61 reported MVC fatalities from the 31 Tribes funded by IHSP. 28 (46%) involved alcohol, 20 (33%) involved excessive speed and 37 (61%) of the people killed were not wearing seat belts.

The 3 Tribes with the highest number of MVC fatalities in FY14 were:

<u>Fatalities</u>	<u>Tribe</u>	<u>State</u>
10	Shoshone Bannock Tribes	Idaho
8	White Mountain Apache	Arizona
5	Rosebud Sioux	South Dakota

These 3 Tribes accounted for 38% of the total of 61 fatal MVCs reported to the BIA IHSP.



In FY16: The 32 of 38 funded Tribes reported a total of 4,467 motor vehicle crashes, of which 1,414 (32%) were injury crashes. 427 (10%) of the crashes involved alcohol and 632 (14%) were speed involved.

In FY15: The 37 funded Tribes reported a total of 4,971 motor vehicle crashes, of which 1,219 (24.5%) were injury crashes. 594 of the crashes involved alcohol and 652 were speed involved.

In FY14: The 31 funded Tribes reported a total of 4,295 motor vehicle crashes, of which 912 (21%) were injury crashes. 573 of the crashes involved alcohol and 542 were speed involved.

## Planning & Administration:

The Target of the BIA IHSP is to effectively administer highway safety funds, offer technical assistance to all Tribes requesting assistance and monitor funded projects to reduce traffic related deaths and injuries in Indian Country.

The BIA IHSP awarded 63 project grants in FY16. During the fiscal year, services and technical assistance were provided to approximately 50 Tribes throughout the country. This was accomplished by providing media materials for the impaired driving and safety belt mobilizations. Tribes not currently funded by the IHSP also attend Lifesavers Conference and Grant Writing training.

## Impaired Driving:

The BIA IHSP planned to reduce the incidence of impaired driving by increasing sustained DUI/DWI/OWI arrests by all funded traffic activity within the participating Tribes by 10% from the FY14 total of 5,112 to 5,623 by the end of FY16.

32 of 38 tribes were funded for traffic enforcement grants and 0 OWI Court grant in FY16

37 tribes were funded for traffic enforcement grants and 1 OWI Court grant in FY15

31 tribes were funded for traffic enforcement grants and 1 OWI Court grant in FY14

In FY 16: 32 of 38 funded Tribes reported 4,128 DUI/DWI/OWI arrests. The target was not achieved. The target may not have been achieved because only 32 tribes reported in FY16.

The 5 Tribes with the highest number of DUI/DWI/OWI arrests in FY16 are as follows:

<u>Arrest</u>	<u>Tribe</u>	<u>State</u>
628	Oglala Sioux	South Dakota
475	Cheyenne River Sioux	South Dakota
466	Rosebud Sioux	South Dakota
361	Salt River Pima Maricopa	Arizona
196	Red Lake Nation	Minnesota

In FY 15: 37 funded Tribes reported 5,964 DUI/DWI/OWI arrests.

The 5 Tribes with the highest number of DUI/DWI/OWI arrests in FY15 are as follows:

<u>Arrest</u>	<u>Tribe</u>	<u>State</u>
780	Oglala Sioux	South Dakota
695	Blackfeet Nation	Montana
509	Cheyenne River Sioux	South Dakota
460	Crow Nation	Montana
439	Salt River Pima Maricopa	Arizona

In FY 14: 31 Tribes funded reported 5,112 DUI/DWI/OWI arrests.



The 5 Tribes with the highest number of DUI/DWI/OWI arrests in FY14 are as follows:

<u>Arrest</u>	<u>Tribe</u>	<u>State</u>
751	Oglala Sioux	South Dakota
564	Blackfeet Nation	Montana
562	Salt River Pima Maricopa	Arizona
455	Rosebud Sioux	South Dakota
435	Cheyenne River Sioux	South Dakota

Performance Measure to be tracked: Number of fatalities involving a driver or motorcycle operator with .08+ BAC.

In FY16: 32 of 38 funded Tribes reported a total of 33 fatalities with drivers with .08+ BAC.

In FY16: 32 of 38 funded Tribes reported a total of 43 fatalities that were alcohol related.

In FY15: 37 funded Tribes reported a total of 34 fatalities with drivers with .08+ BAC.

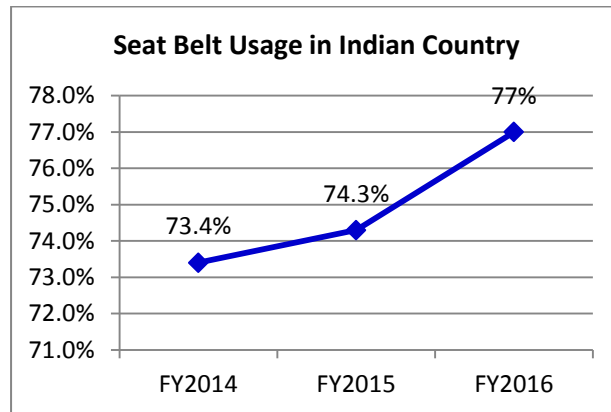
In FY15: 37 funded Tribes reported a total of 46 fatalities that were alcohol related.

In FY14: 31 funded Tribes reported a total of 20 fatalities with drivers with .08+ BAC.

In FY14: 31 funded Tribes reported a total of 28 fatalities that were alcohol related

### Occupant Protection:

The BIA IHSP planned to increase safety belt usage rates in Indian Country from the FY14 “National” Indian Country rate of 73.4% to 78% by the end of FY16.



Safety Belt usage has increased from 74.3% in FY15 to 77.7% in FY16. The trend reflects seat belt usage is increasing throughout Indian Country.

The BIA IHSP planned to increase the number of Tribes participating in Click It or Ticket national mobilization from 29 in FY14 to 39 by the end of FY16.

40 Tribal and BIA police agencies signed up to participate in the Click It or Ticket national safety belt mobilization and reported statistics on activity reports.

Performance Measure to be tracked: Number of seat belt citations issued during grant-funded enforcement activities.

In FY16: The 32 of 38 Tribes funded by the BIA IHSP reported issuing a total of 2,718 safety belt violations and 553 child passenger safety violation citations throughout the project year.

In FY15: The 37 Tribes funded by the BIA IHSP reported issuing a total of 3,669 safety belt violations and 726 child passenger safety violation citations throughout the project year.

In FY14: The 31 Tribes funded by the BIA IHSP reported issuing a total of 3,783 safety belt violations and 744 child passenger safety violation citations throughout the project year.

### **Police Traffic Services:**

The BIA IHSP planned to reduce the number of speed related fatalities on Indian Reservations by 9.45% from the FY13 FARS numbers of 127 to 115 by the end of FY16. The Police Traffic Services grants are designed to provide an ongoing sustained impaired driving, occupant protection and child passenger safety enforcement throughout the grant year.

In FY16: The 32 of 38 Tribes funded by the BIA IHSP reported a total of 20 speed-related motor vehicle fatalities on their reservations during the project year.

In FY15: The 37 Tribes funded by the BIA IHSP reported a total of 40 speed-related motor vehicle fatalities on their reservations during the project year.

In FY14: The 31 Tribes funded by the BIA IHSP reported a total of 20 speed-related motor vehicle fatalities on their reservations during the project year.

The BIA IHSP planned to increase the number of speeding citations by 10% from the FY13 total of 30,613 to 33,721 by the end of FY16.

In FY16: 32 of 38 Tribes funded by the BIA IHSP reported 39,396 speed citations issued during the project year.

The 5 Tribes with the highest number of speed citations in FY16 were:

<u>Citations</u>	<u>Tribe</u>	<u>State</u>
6,600	Salt River Pima Maricopa	Arizona
5,283	Pueblo of Isleta	New Mexico
4,968	Pueblo of Jemez	New Mexico
2,742	Pueblo of Laguna	New Mexico
2,458	Walker River Paiute	Nevada

In FY15: 37 Tribes funded by the BIA IHSP reported 32,674 speed citations being issued during the project year.

The 5 Tribes with the highest number of speed citations in FY15 were:

<u>Citations</u>	<u>Tribe</u>	<u>State</u>
5,891	Salt River Pima Maricopa	Arizona
4,841	Pueblo of Isleta	New Mexico
3,312	Pueblo of Laguna	New Mexico
2,643	Pueblo of Acoma	New Mexico
2,534	Oglala Sioux	South Dakota

In FY14: 31 Tribes funded by the BIA IHSP reported 30,613 speed citations being issued during the project year.

The 5 Tribes with the highest number of speed citations in FY14 were:

<u>Citations</u>	<u>Tribe</u>	<u>State</u>
5,686	Isleta Pueblo	New Mexico
4,709	Salt River Pima Maricopa	Arizona
3,268	Oglala Sioux	South Dakota
2,737	Pueblo of Laguna	New Mexico
1,997	Jicarilla Apache	New Mexico

The BIA IHSP planned to increase the number of citations issued for other moving violations (excluding speed and DUI) by all funded traffic activity by 10% from the FY13 total of 34,861 to 38,347 by the end of FY16.

In FY16: 32 of 38 Tribes funded by the BIA IHSP in FY16 reported 33,947 traffic violation citations. This target may not have been achieved because 6 tribes did not report.

The 5 Tribes with the highest number of total traffic violation citations in FY16 were:

<u>Citations</u>	<u>Tribe</u>	<u>State</u>
9,377	Salt River Pima Maricopa	Arizona
4,932	Pueblo of Isleta Pueblo	New Mexico
2,891	Oglala Sioux	South Dakota
2,327	White Earth	Minnesota
1,777	Cheyenne River Sioux	South Dakota

In FY15: 37 Tribes funded by the BIA IHSP in FY15 reported 35,512 traffic violation citations.

The 5 Tribes with the highest number of total traffic violation citations in FY15 were:

<u>Citations</u>	<u>Tribe</u>	<u>State</u>
7,040	Salt River Pima Maricopa	Arizona
4,477	Pueblo of Isleta	New Mexico
3,597	Oglala Sioux	South Dakota
2,298	White Earth Nation	Minnesota
1,576	Pueblo of Laguna	New Mexico

In FY14: 31 Tribes funded by the BIA IHSP in FY13 reported 34,861 traffic violation citations.

The 5 Tribes with the highest number of total traffic violation citations in FY14 were:

<u>Citations</u>	<u>Tribe</u>	<u>State</u>
8,217	Salt River (OT)	Arizona
5,099	Isleta Pueblo	New Mexico
3,527	Oglala Sioux	South Dakota
3,096	White Earth	Minnesota
2,881	Cheyenne River Sioux	South Dakota

Performance Measure to be tracked: Number of un-helmeted motorcyclist fatalities.

In FY16: Number of motorcyclist fatalities reported by the 32 of 38 funded Tribes was 3.

In FY16: Number of un-helmeted motorcyclist fatalities was 1.

In FY15: Number of motorcyclist fatalities reported by the 37 funded Tribes was 2.

In FY15: Number of un-helmeted motorcyclist fatalities was 1.

In FY 14: Number of motorcyclist fatalities reported by the 31 funded Tribes was 3.

In FY14: Number of un-helmeted motorcyclist fatalities was 3.

Performance Measure to be tracked: Number of drivers age 20 or younger involved in fatal crashes.

In FY16: 11 fatalities involving drivers age 20 or younger were reported by the Tribes.

In FY15: 10 fatalities involving drivers age 20 or younger were reported by the Tribes.

In FY14: 9 fatalities involving drivers age 20 or younger were reported by the Tribes In

Performance Measure to be tracked: Number of pedestrian fatalities.

In FY16: Number of pedestrian fatalities reported by 32 of 38 Tribes in FY16 was 16.

In FY15: Number of pedestrian fatalities reported by 37 Tribes in FY15 was 12.

In FY14: Number of pedestrian fatalities reported by 31 Tribes in FY14 was 11.

## **Traffic Records:**

### **TARGET:**

To provide resources, training and technical assistance to Tribes in an effort to establish traffic records systems on Indian Reservations.

### **PERFORMANCE MEASURES:**

Conduct four Traffic Records Training Conferences for tribal leadership in different geographic locations throughout Indian Country.

Develop training program to educate tribes of the importance of data collection and utilization. Increase tribal Traffic Records Coordinating Committee meetings from 0 in FY2014 to 4 in FY2016. Telephone conferences may be held in lieu of in-person meetings.

Develop a multi-year Traffic Records Strategic Plan by the end of FY2016.

### **SUMMARY:**

The IHSP is currently in the process of conducting, through an awarded contractor, a tribal records assessment. The Statement of Work (SOW) has been developed and is currently with the BIA Acquisitions division for review, the next step is the solicitation of bids for the project. The Performance Measures for 2016 were not addressed due to the lack of time in creating such a program as well as time and staff constraints.

IHSP leadership did reach out to Federal Highways Administration in cooperation with this project to expend the Section 408 funding in FY2017; there is additional work that needs to occur to establish a baseline for all tribes in the area of traffic crash reporting.

The Safety Management Systems(SMS) Steering Committee has been approached to also act as a Traffic Records Committee. The SMS has not had quorum to vote on the proposal.

IHSP continues working with the BIA IMARS team in association with the NHTSA Traffic Records personnel in attempt to consolidate and provide a conduit for traffic records reporting for not only the BIA Police, but also the Tribal programs.

The IHSP has made the Traffic Records Tribal Assessment a priority project for the FY2017 granted year.

## **Impaired Driving Program Area**

The BIA Indian Highway Safety Program has over the years funded many projects aimed at reducing the high rates of drinking and driving on the reservations. The program also remains committed to providing training, educational materials and equipment necessary to assist tribal law enforcement officers and police departments in their efforts to remove drunk drivers from the roadways through sustained enforcement efforts.

All funded projects in FY16 signed a commitment to participate in all national traffic safety campaigns. Tribes were also required to participate in, and report on, the “Don’t Shatter the Dream”, Indian State Impaired Driving Mobilization. Funded Tribes participated by conducting checkpoints, saturation patrols and/or enhanced enforcement. Extra funding was added to each project budget for high visibility sustained enforcement throughout the year.

Each of the tribal projects funded in FY16 had an alcohol related performance measure.

### **Impaired Driving Program Area Target:**

The BIA IHSP planned to reduce the incidence of impaired driving crashes by increasing DUI arrests within the participating Tribes by 5% from the FY13 total of 5,145 to 5,402 by the end of FY15.

In FY16: 32 of 38 Tribes funded by the BIA IHSP in reported 4,128 DUI/DWI/OWI arrests.

In FY16: 14 Tribes reported conducting 132 checkpoints.

In FY16: 24 Tribes reported conducting 1,183 saturation patrols.

In FY15: 37 Tribes funded by the BIA IHSP in reported 5,381 DUI/DWI/OWI arrests.

In FY15: 33 Tribes reported conducting 170 checkpoints.

In FY15: 35 Tribes reported conducting 693 saturation patrols.

In FY14: 29 Tribes funded by the BIA IHSP in reported 5,112 DUI/DWI/OWI arrests.

In FY14: 17 Tribes reported conducting 175 checkpoints.

In FY14: 27 Tribes reported conducting 1,230 saturation patrols.

The White Earth Nation, Leech Lake Band of Ojibwe, and Upper Sioux and Lower Sioux Tribes in Minnesota and the Shoshone Bannock Tribe in Idaho could not conduct sobriety checkpoints as state law does not permit but did participate in the saturation patrols.

Note:

For each Tribal project, the Reservation Population and Land Base information is from Tiller’s Guide to Indian Country updated with 2010 Census data with the exception of the Ramah-Navajo and Upper Sioux Tribes.

## AL-16-01 – BIA OJS (Office of Justice Services)

**Grant Award:** \$100,000.00

**Amount Expended:** \$27,980.39

### TARGET:

To provide support for the continued operation and maintenance of the Breath Alcohol Testing (BAT) Mobiles purchased for use in Indian Country which will result in decreased alcohol related motor vehicle crash injuries and fatalities within the participating Tribes.

### PERFORMANCE MEASURES:

To increase the number of times the BAT Mobiles are deployed within the participating Tribes by 15% from the FY14 total of 62 to 71 by the end of FY16.

In FY16 the BAT Mobile was deployed 136 times.

In FY16 the BAT Mobiles were used in 124 check points.

To increase use of BAT Mobiles for educational events on the reservations by 15% from the FY14 number of 6 to 7 in FY16.

To support the Tribes in BIA OJS Districts I (South Dakota), II (Oklahoma), IV (Albuquerque) and V (Billings) by providing resources to utilize the BAT mobiles.

The BIA IHSP purchased four (4) BAT Mobiles for Tribal use in FY10. It was a collaborative effort between the BIA IHSP and BIA OJS District (Aberdeen), District II (Muscoogie, OK), OJS District IV (Albuquerque, NM) and District V (Billings, MT).

This allowed for a total of approximately twenty-two (22) Tribes to have access to the BAT Mobiles in these our OJS Districts.

The purchase of these BAT Mobiles has allowed Tribes to more effectively combat drunk drivers on the reservations and to decrease alcohol related motor vehicle crash injuries and fatalities within the participating tribes in OJS Districts I, II, IV and V.

The BAT Mobiles were utilized in the four BIA OJS Districts at sobriety checkpoints and were made available for viewing to Tribal community members and school students during health fairs and public safety days.

<b>District I – 33 Deployments</b>			
<b>Tribe</b>	<b>Deployed</b>	<b>Education</b>	<b>Checkpoint</b>
BIA OJS	17	2	15
Cheyenne River	4		4
Crow Creek	1		1
Oglala Sioux	7		7
Crow Creek	1		1
Rosebud Sioux	1		1
Standing Rock	1	1	
<b>District II – 5 Deployments</b>			
BIA OJS	5	1	4
<b>District IV – 85 Deployments</b>			
BIA OJS	2	2	
Hualapai	1		1
Jicarilla Apache	2	1	1
Kiwa Pueblo	2		2
Navajo Nation	7	2	5
Acoma Pueblo	1		1
Isleta Pueblo	17	6	11
Laguna Pueblo	4		4
Pojoaque Pueblo	2		2
Sandia Pueblo	12	4	8
Santa Ana Pueblo	6	3	3
Santa Clara Pueblo	10	3	7
Tesuque Pueblo	4	2	2
Ramah Navajo	14		14
Southern Ute	1		1
<b>District V – 13 Deployments</b>			
Eastern Shoshone	5	3	2
Northern Arapahoe	8	4	4

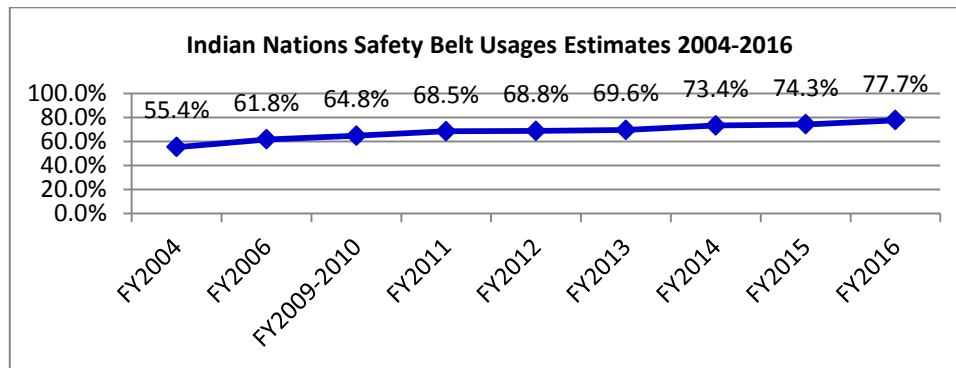
## Occupant Protection Program Area

Motor vehicle crashes are the leading cause of death and injuries to Native Americans in the United States. Native Americans are killed at rates at least twice that of all other ethnic groups in this country. These high death rates can be attributed to a number of factors including the low and non-use of safety belts and child passenger safety restraint usage on the reservations.

### Occupant Protection Program Area Target:

To increase safety belt usage rates in Indian Country from the FY2013 “national” Indian Country rate of 73.40% to 78% by the end of FY2016.

**Indian Nations Safety Belt Use Estimate 2004-2016**



Indian Country is now at 77.7% in 2016. While Native American utilization is still lower than the national rate, there has been progress made in Indian Country; seat belt use will continue to be a one of the primary focus areas of the IHSP.

### Child Passenger Safety

For several years, the BIA IHSP has collaborated with the Indian Health Service to provide child passenger safety seats for Native American children and child passenger safety support safety materials for clinics, checkpoints and fitting stations for those Tribes working with their respective Indian Health Service Injury Prevention Specialists.

In FY16, the BIA IHSP awarded Occupant Protection grants to the Tribes. The BIA IHSP expended a total of \$124,264.56 on child safety seats in FY16. This program has been re-formatted; grants were last officer in 2013, for accountability within BIA IHSP and tribal grantees.



FY16 Child safety Grantees						
Project Number	Project Title	Amount Awarded	Amount Expended	# seats Purchased	#of Seats Distributed	#Seats Remaining
OP-16-02	Ramah Navajo Tribe	\$ 5,225.00	\$0.00	0	0	0
OP-16-03	Reno Sparks Indian Colony	\$ 2,990.00	\$0.00	0	0	0
OP-16-04	Fort McDowell	\$ 5,950.00	\$5,820.28	76	48	28
OP-16-05	Gila River	\$ 35,860.00	\$35,782.91	676	353	323
OP-16-06	Prairie Band Potawatomi Nation	\$ 30,000.00	\$22,107.80	355	240	<b>115</b>
OP-16-07	Nez Perce	\$ 9,975.00	\$0.00	0	0	0
OP-16-08	Colorado River Indian Tribe	\$ 5,396.00	\$0.00	0	0	0
OP-16-09	Oglala Sioux	\$ 16,500.00	\$16,373.76	296	214	82
OP-16-10	Shoshone Bannock	\$ 9,995.00	\$9,374.10	168	131	37
OP-16-11	Isleta Pueblo	\$ 6,700.00	\$0.00	0	0	0
OP-16-12	Jemez Pueblo	\$ 6,750.00	\$3,140.04	83	0	83
OP-16-13	White Earth	\$ 8,707.00	\$0.00	0	0	0
OP-16-14	Menominee	\$ 2,800.00	\$0.00	0	0	0
OP-16-15	Leech Lake	\$ 7,500.00	\$7,000.00	150	0	150
OP-16-16	Northern Cheyenne	\$ 7,348.00	\$2,362.80	48	48	0
OP-16-17	Choctaw Nation	\$ 8,700.00	\$6,621.50	110	102	8
OP-16-18	Comanche Nation	\$ 5,082.00	\$4,566.12	94	94	0
OP-16-19	San Ildefonso Pueblo	\$ 5,000.00	\$0.00	0	0	0
OP-16-20	Susanville Rancheria	\$ 645.00	\$0.00	0	0	0
OP-16-21	Kaw Nation	\$ 7,190.00	\$7,154.29	141	8	133
OP-16-22	Skokomish Indian Tribe	\$ 5,740.00	\$0.00	0	0	0
OP-16-23	Wichita & Affiliated Tribes	\$ 7,000.00	\$3,960.96	87	87	0
OP-16-24	Rocky Boy Chippewa Cree	\$ 8,400.00	\$0.00	0	0	0

## **Police Traffic Services Program Area**

The BIA Indian Highway Safety Program has remained committed to providing the necessary tools and training that Tribal law enforcement departments need in order to effectively enforce traffic laws and ordinances.

All Tribal law enforcement agencies funded in FY16 signed commitments to participate in all national mobilizations as well as enhanced enforcement at other times of the year and sustained enforcement throughout the year. Additionally, extra funding was added to each project so they could conduct high visibility enforcement throughout the year.

The BIA IHSP staff depends on the NHTSA Region 6 Media Consultant to provide mobilization campaign material to distribute to Tribes nationwide. It is invaluable during the national mobilizations the Tribes are required to participate in. The media services were available but didn't provide much for the tribes to utilize in this time period.

The BIA IHSP Director provided one (4) site visit to the following tribes: Jicarilla Apache Nation, Fort McDowell, Gila River CPS and Salt River. White Mountain was scheduled for a visit, but a wildfire caused the cancellation. The Gila River Tribal Police Department was visited while conducting the CPS program visit.

The site visit was used to ensure compliance with grant agreement requirements and evaluate the project progress toward stated goals.

In FY16, the BIA IHSP Director and Program Coordinator continued to evaluate and assist Tribes to meet their performance measures/targets.

### **Police Traffic Services (PTS) Program Area Target:**

To reduce the number of speed related fatalities on Indian Reservations by 9.45% from the 2013 FARS number of 127 to 115 by the end of FY16. FARS 2013, reported 71 speed related fatalities on reservations.

32 of 38 Tribes funded, by the BIA IHSP, in FY16 reported a total of 40 speed-related motor vehicle fatalities on their reservations during the project year. This target was met.

To increase the number of citations issued for speed by 10% from the FY14 number of 30,613 to 33,721 by the end of FY16.

32 of 38 Tribes funded, by the BIA IHSP, in FY16 reported 39,396 speed citations issued during the project year. This target was met.

To increase the number of citations issued for other moving violations (excluding speed and DUI) by 10% from the FY14 number of 34,861 to 38,347 by the end of FY15.

32 of 38 Tribes funded, by the BIA IHSP, in FY16 reported 33,947 traffic violation citations. The target was not met. This could be due to the tribes who did not submit an annual report.

To decrease the number of motorcyclist fatalities by 5% from the 2013 FARS number of 18 to 14 by the end of FY16.

Number of motorcyclist fatalities reported by 32 of 38 funded Tribes was 3.

Number of un-helmeted motorcyclists was 1.

To decrease the number of pedestrian fatalities, on reservations, by 2013 FARS number of 44 to 42 by the end of FY2016. FARS 2013 reported 101 Native American pedestrian fatalities.

Number of pedestrian fatalities reported by 32 of 38 Tribes in FY16 was 16.

## FY16 Core Outcome Measures

**A-1 Core Measure:** Seat belt citations issued during grant-funded enforcement activities current:

**In FY16:** 32 of 38 Tribes reported 2,718 seat belt citations issued.

**A-2 Core Measure:** Impaired driving arrests made during grant-funded enforcements activities current:

**In FY16:** 32 of 38 Tribes reported 4,128 DUI/OWI arrests were made.

**A-3 Core Measure:** Speeding citations issued during the grant-funded enforcement activities current:

**In FY16:** 32 of 38 Tribes reported 39,396 speed citations were issued.

**B-1 Core Measure:** Increase safety belt usage rate in Indian Country from the FY14 “national” Indian Country rate of 74.30% to 78% by the end of FY16.

**In FY16:** Indian Country is now at 77.7%.

**C-1 Core Measure:** To reduce all fatalities on reservations from the 2012 FARS number of 367 to 358 by the end of FY16. FARS shows fatalities decreasing to 316 in 2013.

**In FY16:** 32 of 38 Tribes reported a total of 79 motor vehicle fatalities.

**C-4 Core Measure:** To reduce the number of passenger vehicle occupant fatalities (all seat positions) from 2012 FARS number of 252 to 235 by the end of FY16. FARS 2013 data reports a decrease of fatalities to 336. Fatalities reflect a downward trend.

Reduce the number of unrestrained occupant fatalities in passenger vehicles from 154 in 2013 to 130 in 2016.

**In FY16:** 32 of 38 Tribes reported a total of 79 motor vehicle crash (MVC) fatalities on their reservations. Of the 79 motor vehicle fatalities 50 (63%) of the people killed were not wearing seat belts.

**C-5 Core Measure:** To maintain the same number of fatalities in crashes involving a driver/motorcycle rider, with a BAC of 0.08 and above, from the 2012 FARS number of 149 in 2016. 2013 FARS data reflects the number of fatalities in crashes involving a driver/motorcycle rider decreased to 213 for Native Americans.

**In FY16:** 32 of 38 funded Tribes reported a total of 33 fatalities with drivers with .08+ BAC.

**C-6 Core Measure:** To maintain the number of speed related fatalities from the 2012 FARS number of 146 by the end of FY16. 2013 FARS data shows a downward trend of 71 for speed related Native American fatalities.

**In FY16:** The 32 of 38 Tribes in FY16 reported a total of 20 (25%) speed-related motor vehicle fatalities on their reservations during the project year.

**C-7 Core Measure:** To maintain motorcyclist fatalities from the 2012 FARS number of 18 the end of FY16. In 2013 there were 27 Native American motorcyclist fatalities.

**In FY16:** 32 of 38 funded tribes reported 3 motorcyclist fatalities on their reservations during the project year.

**C-8 Core Measure:** To reduce the number of unhelmeted Native American motorcyclist fatalities from 7 in 2012 to 2 in 2016. In 2013, there were 12 unhelmeted motorcyclist Native American fatalities.

**In FY16:** 32 of 38 funded tribes reported 1 un-helmeted motorcyclist fatality on their reservations during the project year.

**C-9 Core Measure:** To decrease the number of drivers 20 or younger involved in fatal crashes from 17 in 2012 to 12 in 2016. 2013 FARS data shows 35 among all Native American age 20 and younger killed. Fatalities in American Indian/Alaska Natives age 20 and younger appear to be downward.

**In FY16:** 32 of 38 funded tribes reported a total of 11 fatalities of drivers 20 or younger fatalities on their reservations during the project year.

**C-10 Core Measure:** To maintain the number of pedestrian fatalities from FARS 2012 number of 43 by the end of 2016. The most current FARS data from 2013 showed the number of pedestrian fatalities at 101. Pedestrian related fatalities appear to be maintaining at the current trend.

**In FY16:** 32 of 38 funded tribes reported a total of 16 pedestrian fatalities on their reservations during the project year.

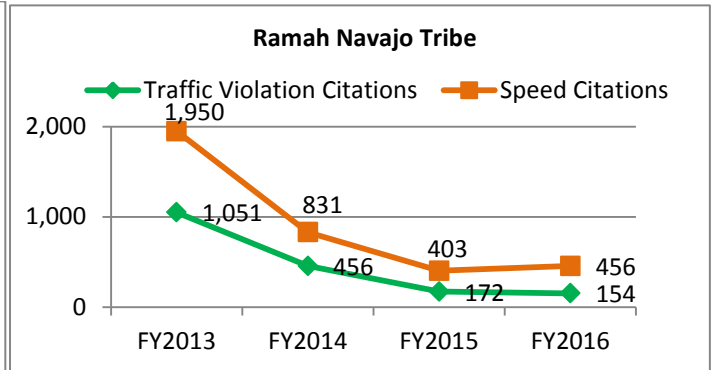
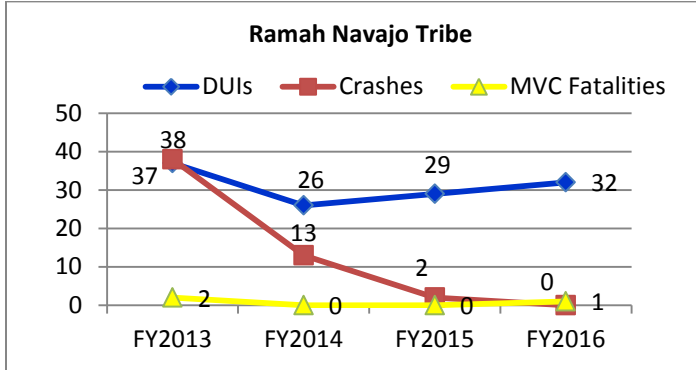
**C-11 Core Measure:** To maintain the number of bicyclist fatalities by the FARS 2012 number of 1 by the end of 2016. The most current FARS data from 2013 showed the number of pedestrian fatalities at 0.

**In FY15:** 32 of 38 funded tribes reported a total of 0 bicyclist fatalities on their reservations during the project year.

## Full-Time Grant Projects

### PT-16-01 - Ramah Navajo Chapter (New Mexico)

<b>Grant Award:</b>	\$150,425.00	<b>Amount Expended:</b>	\$75,530.37
<b>Project funded for:</b>	One (1) full-time Highway Safety Officer	<b>Law Enforcement:</b>	Tribal
<b>Safety Belt Law:</b>	Primary (Law Passed May 1988)	<b>Tribal BAC Law:</b>	0.08
<b>Traffic Statistics Software:</b>	Word, Excel	<b>Land Base:</b>	287,669 Acres
<b>Reservation Population:</b>	4,948	<b>Road Miles:</b>	722



#### **PERFORMANCE MEASURES/TARGETS:**

- To maintain the number of motor vehicle related fatalities on the Ramah-Navajo Reservation by 100% from the FY2014 number of 0 by the end of FY2016.  
*Total number of motor vehicle crash fatalities in FY16 (Oct 1, 2015– Sept 30, 2016): 1*
- To maintain motor vehicle related crashes by the FY2014 number of 0 by the end of FY2016.  
*Total number of motor vehicle crashes in FY16: 0*
- To increase the number of DUI arrests by 200% from the FY2014 number of 15 to 45 by the end of FY2016.  
*Total number of DUI arrests by Police Department (PD) in 2016: 32                      By the HSO: 27*
- To increase the number of traffic citations (excluding speed and DUI) by 75% from the FY2014 number of 400 to 700 by the end of FY2016.  
*Total number of traffic citations by PD in 2016: 154    By the HSO: 112*
- To increase the number of speed citations issued by 162% from the FY2014 number of 462 to 1210 by the end of FY2016.  
*Total number of speed citations issued by PD in 2016: 456                                      By the HSO: 294*

#### **SUMMARY:**

This project year Ramah Navajo did not achieve any performance target measures mainly due to being short staffed. During FY 16', our agency lost 4 certified police officers to other police agencies and we lost 2 police recruits to other endeavors. Also, one officer was assigned to FLETC/CI school for 16 weeks, and another officer has been on duty injury for the past 15 months. This lack of staffing proved to be challenging to work in highway safety overtime projects on a consistent basis; however, officers did still focus on community related traffic safety events, and they did participate in overtime patrol activities when their schedules dictated such. Due to our current AFA award, our agency cannot compete with local jurisdictions salary and fringe offers. The lack of funding to hire certified/sworn officers; to retain certified officers, and to meet competitive pay to retain staff causes stress within existing officers to where only a

handful of staff are interested/able to work overtime.

Highway Safety Officer provided 4 traffic safety presentations to various age groups in schools and within the community. Officers attended CPS training sessions, Lifesavers Conference. The HSO conducted 3 CPS events within the community during the grant year. During the grant year the Ramah Navajo Police Department issued 154 traffic citations excluding DUI and Speed and of that number 112 were issued by the HSO. There were also 32 DUI/DWI/OWI arrests and 27 were made by the HSO. 456 Speed citations were issued and of that number 294 were issued by the HSO. The Ramah Navajo Police Department also utilized the BAT Mobile 5 times during the grant year.

**2016 ACTIVITY REPORT:**

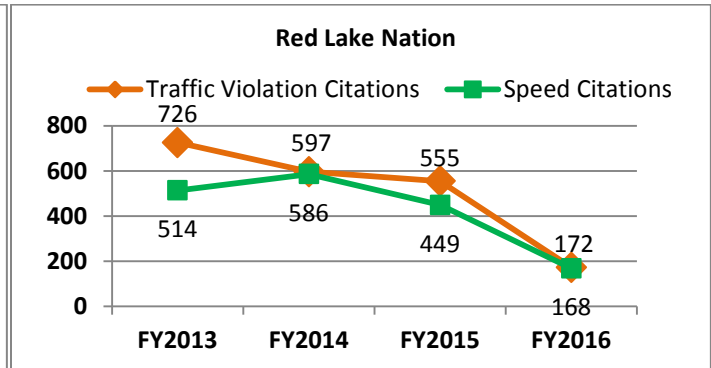
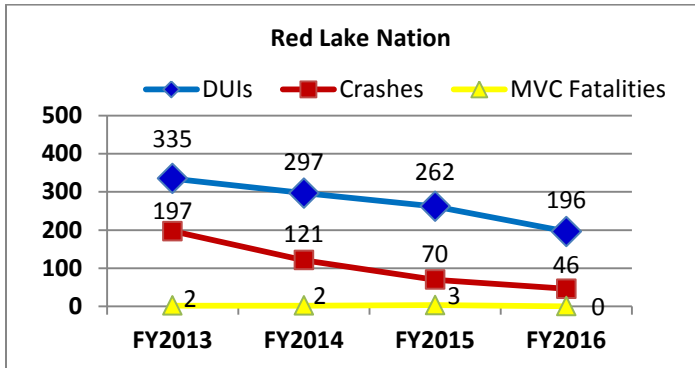
1	Motor vehicle crash (MVC) fatalities
1	Alcohol-related MVC fatalities
1	Speed-related MVC fatalities
1	MVC fatalities involving driver with BAC of 0.08+
0	MVC fatalities with driver < age 20
2	Unrestrained occupant MVC fatalities, all seat positions
0	Motorcyclist fatalities
0	Un-helmeted motorcyclist fatalities
0	Pedestrian fatalities
0	Motor vehicle crashes
0	Injury related MVCs
0	Alcohol-related MVCs
0	Speed-related MVCs
154	Traffic citations
112	Traffic citations issued by HSO
32	DUI citations
27	DUI citations issued by HSO
456	Speed citations
294	Speed citations issued by HSO
9	Seat belt citations
0	CPS citations

During FY16, the Ramah Navajo Chapter Program conducted:

0	Checkpoints
0	Saturation Patrols
2	Traffic safety presentations (community/school)

## PT-16-02 - Red Lake Nation (Minnesota)

<b>Grant Award:</b>	\$265,300.00	<b>Amount Expended:</b>	\$159,690.54
<b>Project funded for:</b>	Two (2) full-time Highway Safety Officer's	<b>Law Enforcement:</b>	Tribal
<b>Safety Belt Law:</b>	Primary (Law Passed January 2016)	<b>Tribal BAC Law:</b>	0.08
<b>Traffic Statistics Software:</b>	LETG	<b>Land Base:</b>	840,000 Acres
<b>Reservation Population:</b>	12,132	<b>Road Miles:</b>	459



### PERFORMANCE MEASURES/TARGETS:

- To reduce the number of motor vehicle related fatalities on the Red Lake Reservation by 50% from the FY2014 number of 2 to 1 by the end of FY2016.  
*Total number of motor vehicle crash fatalities in FY16 (Oct 1, 2015– Sept 30, 2016): 0*
- To decrease motor vehicle related crashes by 10% from the FY2014 number of 121 to 108 by the end of FY2016.  
*Total number of motor vehicle crashes in FY16: 46*
- To increase the number of DUI arrests by 8% from the FY2014 number of 297 to 320 by the end of FY2016.  
*Total number of DUI arrests by Police Department (PD) in 2016: 196      By the HSO: 79*
- To increase the number of traffic citations (excluding speed and DUI) by 7% from the FY2014 number of 597 to 637 by the end of FY2016.  
*Total number of traffic citations by PD in 2016: 172      By the HSO: 127*
- To increase the number of speed citations issued by 8% from the FY2014 number of 586 to 630 by the end of FY2016.  
*Total number of speed citations issued by PD in 2016: 190      By the HSO: 168*

### SUMMARY:

The Red Lake Police Department worked with the Tribal Council to pass and implement a primary seat belt law in January 2016. A primary seatbelt law will assisted in lowering fatalities on the reservation roadways. Officers continue to encourage the community to wear their seatbelt. Red Lake Police Department also reached their most important goal of Zero Deaths by the end of the FY16 grant year. The Police Department has come a long way in reducing traffic fatalities on the Red Lake Reservation and has made a great impact on many lives. The Towards Zero Death goal was shared with the Tribal communities via Tribal Website, Facebook, and surrounding county in Bemidji Pioneer. Highway Safety Officer Veit was also named State-wide DWI Enforcer All-Star Team and was honored during the Minnesota Twins pre-game festivities at Target Field on July 27, 2016. This is the first time a Red Lake Tribal Officer was honored at this statewide event. The Police Department is also continuing to work on the Red Lake Tribal Codes towards traffic. They are working on a Distracted Driving Code which will go into effect in FY17. The Red Lake



Police Department worked with the Tribal Council to pass and implement a primary seat belt law in January 2016. A primary seatbelt law will assist in lowering fatalities on the reservation roadways. Officers continue to encourage the community to wear their seatbelt. Red Lake Police Department also reached their most important goal of Zero Deaths by the end of the FY16 grant year. The Police Department has come a long way in reducing traffic fatalities on the Red Lake Reservation and has made a great impact on many lives. The Towards Zero Death goal was shared with the Tribal communities via Tribal Website, Facebook, and surrounding county in Bemidji Pioneer. Highway Safety Officer Veit was also named State-wide DWI Enforcer All-Star Team and was honored during the Minnesota Twins pre-game festivities at Target Field on July 27, 2016. This is the first time a Red Lake Tribal Officer was honored at this statewide event. The Police Department is also continuing to work on the Red Lake Tribal Codes towards traffic. They are working on a Distracted Driving Code which will go into effect in FY17.

**2016 ACTIVITY REPORT:**

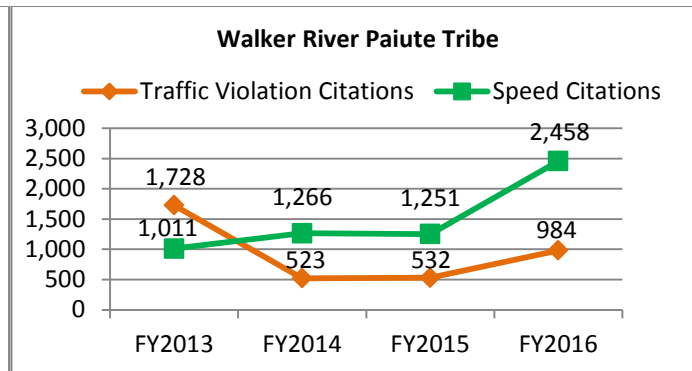
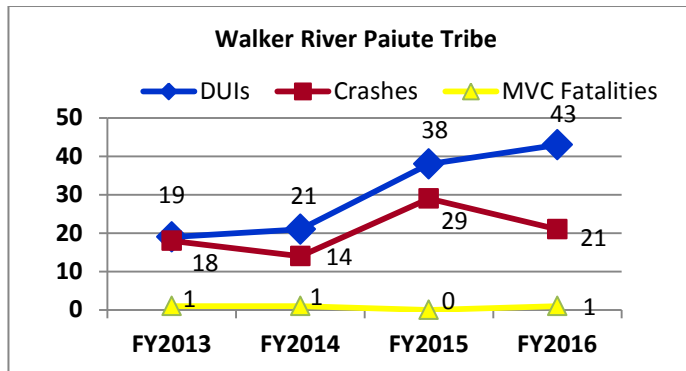
0	Motor vehicle crash (MVC) fatalities
0	Alcohol-related MVC fatalities
0	Speed-related MVC fatalities
0	MVC fatalities involving driver with BAC of 0.08+
0	MVC fatalities with driver < age 20
0	Unrestrained occupant MVC fatalities, all seat positions
0	Motorcyclist fatalities
0	Un-helmeted motorcyclist fatalities
0	Pedestrian fatalities
46	Motor vehicle crashes
15	Injury related MVCs
21	Alcohol-related MVCs
43	Speed-related MVCs
172	Traffic citations
127	Traffic citations issued by HSO
196	DUI citations
79	DUI citations issued by HSO
190	Speed citations
168	Speed citations issued by HSO
173	Seat belt citations
53	CPS citations

During FY16, the Red Lake Nation Program conducted:

20	Checkpoints
9	Saturation Patrols
6	Traffic safety presentations (community/school)

## PT-16-03 - Walker River Paiute Tribe (Nevada)

<b>Grant Award:</b>	\$136,300.00	<b>Amount Expended:</b>	\$108,154.81
<b>Project funded for:</b>	One (1) full-time Highway Safety Officer(s)	<b>Law Enforcement:</b>	Tribal
<b>Safety Belt Law:</b>	Secondary (Law Passed June 2006)	<b>Tribal BAC Law:</b>	0.08
<b>Traffic Statistics Software:</b>	Brazos	<b>Land Base:</b>	325,000 Acres
<b>Reservation Population:</b>	1,200	<b>Road Miles:</b>	174



### PERFORMANCE MEASURES/TARGETS:

- To reduce the number of motor vehicle related fatalities on the Walker River Reservation by 100% from the FY2014 number of 1 to 0 by the end of FY2016.

*Total number of motor vehicle crash fatalities in FY16 (Oct 1, 2015– Sept 30, 2016): 1*

- To decrease motor vehicle related crashes by 7% from the FY2014 number of 14 to 13 by the end of FY2016.

*Total number of motor vehicle crashes in FY16: 21*

- To increase the number of DUI arrests by 29% from the FY2014 number of 21 to 27 by the end of FY2016

*Total number of DUI arrests by Police Department (PD) in 2016: 43                      By the HSO: 30*

- To increase the number of traffic citations (excluding speed and DUI) by 63% from the FY2014 number of 523 to 850 by the end of FY2016.

*Total number of traffic citations by PD in 2016: 984    By the HSO: 463*

- To increase the number of speed citations issued by 26% from the FY2014 number of 1,266 to 1,600 by the end of FY2016.

*Total number of speed citations issued by PD in 2016: 2,458                                      By the HSO: 865*

### SUMMARY:

The Walker River Police Department exceeded their FY2016 targets for DUI arrests, traffic citations (excluding speed and DUI) and speed citations. They have attributed the high number of citations to obtaining PDA ticket writers obtained in May 2016 and utilizing the BRAZOS Software. The PDA ticket writers were efficient in issuing citations and almost doubling statistic for the year. In February 2016, the Police Department also worked with the State of Nevada and the Indian Highway Safety Program to send the Highway Safety Officer to Drug Recognition Expert School. In FY2016 there were 43 DUI/DWI/ OWI arrests and 30 of those arrests were made by the Highway Safety Officer. Which resulted in 17 DUI/DWI/OWI convictions during the grant year and there are still 24 cases pending conviction. The Walker River Police Department has a successful year and is excited to continue their efforts toward traffic safety in the community.

**2016 ACTIVITY REPORT:**

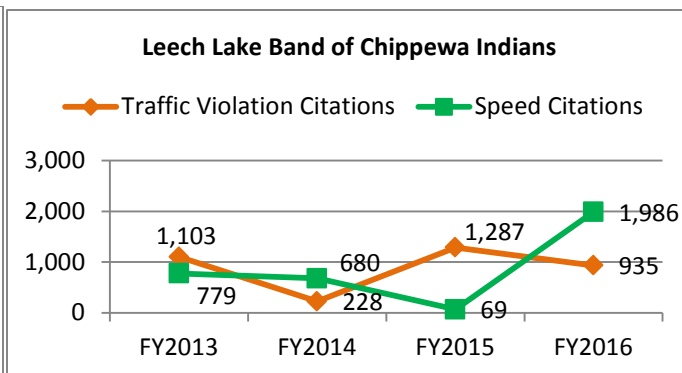
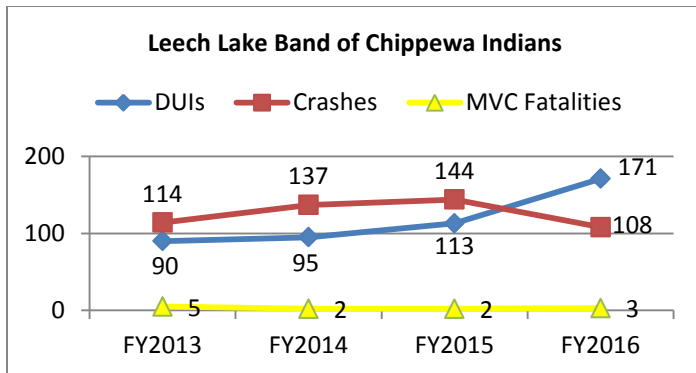
1	Motor vehicle crash (MVC) fatalities
0	Alcohol-related MVC fatalities
1	Speed-related MVC fatalities
0	MVC fatalities involving driver with BAC of 0.08+
0	MVC fatalities with driver < age 20
0	Unrestrained occupant MVC fatalities, all seat positions
0	Motorcyclist fatalities
0	Un-helmeted motorcyclist fatalities
0	Pedestrian fatalities
21	Motor vehicle crashes
8	Injury related MVCs
3	Alcohol-related MVCs
8	Speed-related MVCs
984	Traffic citations
463	Traffic citations issued by HSO
43	DUI citations
30	DUI citations issued by HSO
2,458	Speed citations
865	Speed citations issued by HSO
41	Seat belt citations
8	CPS citations

During FY16, the Walker River Paiute Tribe Program conducted:

0	Checkpoints
12	Saturation Patrols
2	Traffic safety presentations (community/school)

## PT-16-04 - Leech Lake Band of Ojibwe (Minnesota)

<b>Grant Award:</b>	\$155,950.00	<b>Amount Expended:</b>	\$126,362.26
<b>Project funded for:</b>	One (1) full-time Highway Safety Officer(s)	<b>Law Enforcement:</b>	Tribal
<b>Safety Belt Law:</b>	Primary (Law Passed March 1998)	<b>Tribal BAC Law:</b>	0.08
<b>Traffic Statistics Software:</b>	LETG	<b>Land Base:</b>	838,000 Acres
<b>Reservation Population:</b>	10,660	<b>Road Miles:</b>	659



### PERFORMANCE MEASURES/TARGETS:

- To reduce the number of motor vehicle related fatalities on the Leech Lake Reservation by 50% from the FY2014 number of 4 to 2 by the end of FY2016

*Total number of motor vehicle crash fatalities in FY16 (Oct 1, 2015– Sept 30, 2016): 3*

- To decrease motor vehicle related crashes by 10% from the FY2014 number of 137 to 123 by the end of FY2016.

*Total number of motor vehicle crashes in FY16: 108*

- To increase the number of DUI arrests by 7% from the FY2014 number of 84 to 90 by the end of FY2016.

*Total number of DUI arrests by Police Department (PD) in 2016: 171      By the HSO: 7*

- To increase the number of traffic citations (excluding speed and DUI) by 22% from the FY2014 number of 288 to 350 by the end of FY2016.

*Total number of traffic citations by PD in 2016: 935      By the HSO: 185*

- To increase the number of speed citations issued by 22% from the FY2014 number of 655 to 800 by the end of FY2016.

*Total number of speed citations issued by PD in 2016: 1,986      By the HSO: 287*

### SUMMARY:

HSO Irvine attended Life Savers, BIA Grant Writing Training. HSO Irvine was able to get to area schools and give presentations to the public in regards to highway safety concerns and training. All of the grant year goals were achieved with the exception of 3 motor vehicle fatalities. The Leech Lake Police Department was involved in all three mobilizations and had multiple saturations throughout the grant year.

**2016 ACTIVITY REPORT:**

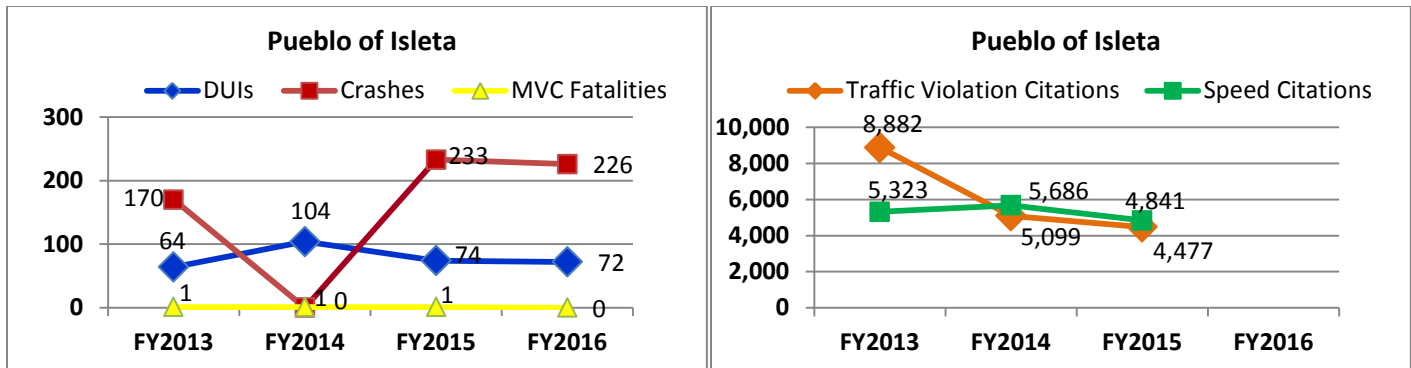
3	Motor vehicle crash (MVC) fatalities
0	Alcohol-related MVC fatalities
1	Speed-related MVC fatalities
0	MVC fatalities involving driver with BAC of 0.08+
0	MVC fatalities with driver < age 20
1	Unrestrained occupant MVC fatalities, all seat positions
0	Motorcyclist fatalities
0	Un-helmeted motorcyclist fatalities
1	Pedestrian fatalities
108	Motor vehicle crashes
38	Injury related MVCs
5	Alcohol-related MVCs
55	Speed-related MVCs
935	Traffic citations
185	Traffic citations issued by HSO
171	DUI citations
7	DUI citations issued by HSO
1,986	Speed citations
287	Speed citations issued by HSO
81	Seat belt citations
27	CPS citations

During FY16, the Leech Lake Band of Ojibwe Program conducted:

0	Checkpoints
0	Saturation Patrols
2	Traffic safety presentations (community/school)

## PT-16-05 - Pueblo of Isleta (New Mexico)

<b>Grant Award:</b>	\$409,550.00	<b>Amount Expended:</b>	\$328,946.17
<b>Project funded for:</b>	Three (3) full-time Highway Safety Officer's	<b>Law Enforcement:</b>	Tribal
<b>Safety Belt Law:</b>	Primary (Law Passed September 1987)	<b>Tribal BAC Law:</b>	0.08
<b>Traffic Statistics Software:</b>	Tyler Technologies	<b>Land Base:</b>	211,095 Acres
<b>Reservation Population:</b>	4,856	<b>Road Miles:</b>	290



### PERFORMANCE MEASURES/TARGETS:

- To reduce the number of motor vehicle related fatalities on the Isleta Reservation by 100% from the FY2014 number of 1 to 0 by the end of FY2016.

*Total number of motor vehicle crash fatalities in FY16 (Oct 1, 2015– Sept 30, 2016): 0*

- To decrease motor vehicle related crashes by the FY2014 number of 201 to 181 by the end of FY2016.

*Total number of motor vehicle crashes in FY16: 226*

- To increase the number of DUI arrests by 11% from the FY2014 number of 104 to 115 by the end of FY2016.

*Total number of DUI arrests by Police Department (PD) in 2016: 72                      By the HSO: 21*

- To increase the number of traffic citations (excluding speed and DUI) by 10% from the FY2014 number of 3,674 to 4,041 by the end of FY2016

*Total number of traffic citations by PD in 2016: 4,932                      By the HSO: 4,342*

- To increase the number of speed citations issued by 10% from the FY2014 number of 4,169 to 4,586 by the end of FY2016.

*Total number of speed citations issued by PD in 2016: 5,283                      By the HSO: 948*

### SUMMARY:

Highway Safety Officer (HSO) J. Abeita received the 2015 Officer of the Year award from the Isleta Police Department for dedication and professionalism. HSO Abeita issued a total of 3,258 traffic citations from January 2015 to December 2015. Resulting in the most traffic citations issued in the department within 9 months by a single Officer. HSO Abeita is dedicated to Indian Highway Safety meeting or exceeding all program requirements for speeding and traffic citations.

**2016 ACTIVITY REPORT:**

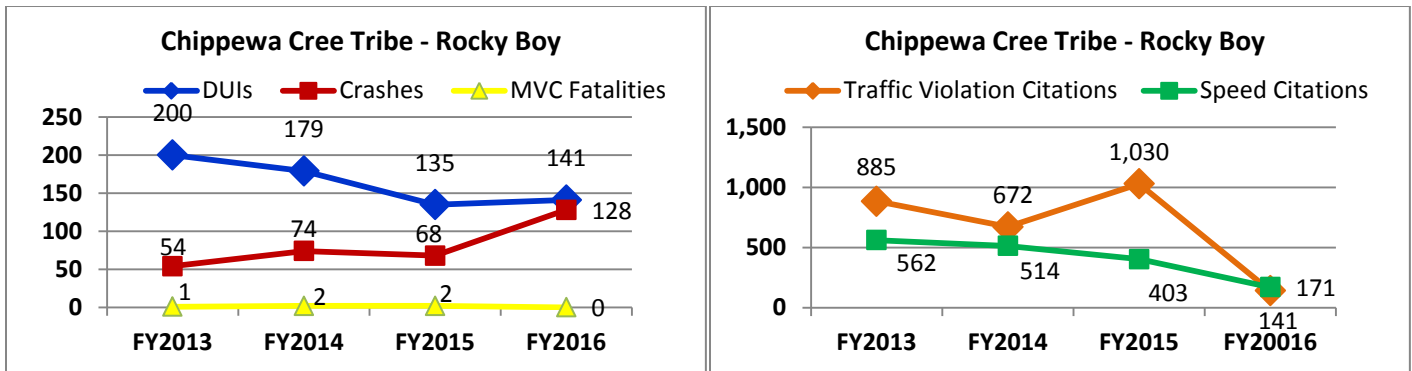
0	Motor vehicle crash (MVC) fatalities
0	Alcohol-related MVC fatalities
0	Speed-related MVC fatalities
0	MVC fatalities involving driver with BAC of 0.08+
0	MVC fatalities with driver < age 20
0	Unrestrained occupant MVC fatalities, all seat positions
0	Motorcyclist fatalities
0	Un-helmeted motorcyclist fatalities
0	Pedestrian fatalities
226	Motor vehicle crashes
38	Injury related MVCs
14	Alcohol-related MVCs
0	Speed-related MVCs
4,932	Traffic citations
4,342	Traffic citations issued by HSO
72	DUI citations
21	DUI citations issued by HSO
5,283	Speed citations
948	Speed citations issued by HSO
606	Seat belt citations
46	CPS citations

During FY16, the Pueblo of Isleta Program conducted:

0	Checkpoints
49	Saturation Patrols
6	Traffic safety presentations (community/school)

## PT-16-06 - Chippewa Cree Tribe - Rocky Boy Reservation (Montana)

<b>Grant Award:</b>	\$135,100.00	<b>Amount Expended:</b>	\$0.00
<b>Project funded for:</b>	One (1) full-time Highway Safety Officer	<b>Law Enforcement:</b>	Tribal
<b>Safety Belt Law:</b>	Secondary (Law Passed)	<b>Tribal BAC Law:</b>	0.08
<b>Traffic Statistics Software:</b>	CODY Systems	<b>Land Base:</b>	884,194 Acres
<b>Reservation Population:</b>	10,469	<b>Road Miles:</b>	459



### PERFORMANCE MEASURES/TARGETS:

- To reduce the number of motor vehicle related fatalities on the Rocky Boy Reservation by 33% from the FY2014 number of 3 to 2 by the end of FY2016.  
*Total number of motor vehicle crash fatalities in FY16 (Oct 1, 2015– Sept 30, 2016): 0*
- To decrease motor vehicle related crashes by 10% from the FY2014 number of 74 to 67 by the end of FY2016.  
*Total number of motor vehicle crashes in FY16: 72*
- To increase the number of DUI arrests by 10% from the FY2014 number of 179 to 197 by the end of FY2016.  
*Total number of DUI arrests by Police Department (PD) in 2016: 128      By the HSO: 23*
- To increase the number of traffic citations (excluding speed and DUI) by 10% from the FY2014 number of 1,059 to 1,165 by the end of FY2016.  
*Total number of traffic citations by PD in 2016: 141      By the HSO: 14*
- To increase the number of speed citations issued by 10% from the FY2014 number of 514 to 565 by the end of FY2016.  
*Total number of speed citations issued by PD in 2016: 171      By the HSO: 31*

### SUMMARY:

The Chippewa Cree Police Department went through several Chiefs of Police during the grant year. Due to the turnover they were not able to fill the Highway Safety Officer Position. The Police Department was also short staffed and did not have enough police officers to work saturation patrols and check points.



**2016 ACTIVITY REPORT:**

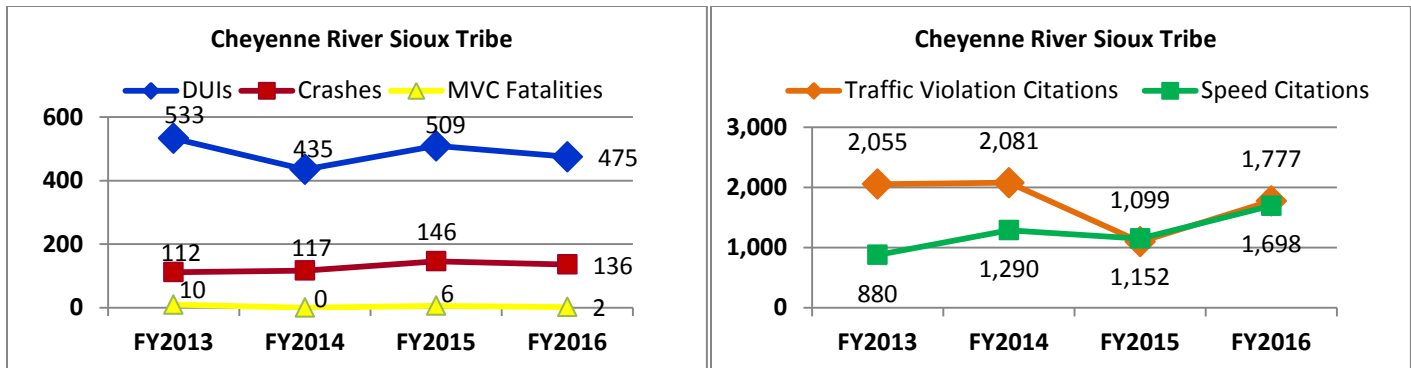
0	Motor vehicle crash (MVC) fatalities
0	Alcohol-related MVC fatalities
0	Speed-related MVC fatalities
0	MVC fatalities involving driver with BAC of 0.08+
0	MVC fatalities with driver < age 20
0	Unrestrained occupant MVC fatalities, all seat positions
0	Motorcyclist fatalities
0	Un-helmeted motorcyclist fatalities
0	Pedestrian fatalities
72	Motor vehicle crashes
19	Injury related MVCs
11	Alcohol-related MVCs
31	Speed-related MVCs
141	Traffic citations
14	Traffic citations issued by HSO
128	DUI citations
23	DUI citations issued by HSO
171	Speed citations
31	Speed citations issued by HSO
0	Seat belt citations
0	CPS citations

During FY16, the Chippewa Cree Tribe - Rocky Boy Reservation Program conducted:

0	Checkpoints
0	Saturation Patrols
0	Traffic safety presentations (community/school)

## PT-16-07 - Cheyenne River Sioux Tribe (South Dakota)

<b>Grant Award:</b>	\$327,680.00	<b>Amount Expended:</b>	\$220,771.40
<b>Project funded for:</b>	Two (2) full-time Highway Safety Officer's	<b>Law Enforcement:</b>	Tribal
<b>Safety Belt Law:</b>	Secondary (Law Passed April 1996)	<b>Tribal BAC Law:</b>	0.10
<b>Traffic Statistics Software:</b>	Eforce & Excel	<b>Land Base:</b>	3 Acres
<b>Reservation Population:</b>	9,500	<b>Road Miles:</b>	4500



### PERFORMANCE MEASURES/TARGETS:

- To maintain motor vehicle related fatalities on the Cheyenne River Sioux Reservation by 0 the end of FY2016.  
*Total number of motor vehicle crash fatalities in FY16 (Oct 1, 2015– Sept 30, 2016): 2*
- To decrease motor vehicle related crashes by 10% from the FY2014 number of 127 to 114 by the end of FY2016.  
*Total number of motor vehicle crashes in FY16: 136*
- To increase the number of DUI arrests by 5% from the FY2014 number of 415 to 435 by the end of FY2016.  
*Total number of DUI arrests by Police Department (PD) in 2016: 475      By the HSO: 185*
- To increase the number of traffic citations (excluding speed and DUI) by 1% from the FY2014 number of 1,962 to 1,981 by the end of FY2016.  
*Total number of traffic citations by PD in 2016: 1,777      By the HSO: 827*
- To increase the number of speed citations issued by 1% from the FY2014 number of 953 to 963 by the end of FY2016.  
*Total number of speed citations issued by PD in 2016: 1,698      By the HSO: 1,334*

### SUMMARY:

Cheyenne River Sioux Tribe Police Department sent the Highway Safety Officer to Intoxilyzer 8000 training. As a result The Police Department arrested 475 DUI/DWI/ OWI of that number the HSO arrested 185. Of the 475 DUI/DWI/OWI arrests 19 resulted in convictions. During the grant year the Police Department conducted 22 checkpoints and 28 saturation patrols. The HSO and Data Clerk also provided 1 community presentation at an elementary school to approximately 441 students on traffic safety and the importance of wearing a seatbelt.

**2016 ACTIVITY REPORT:**

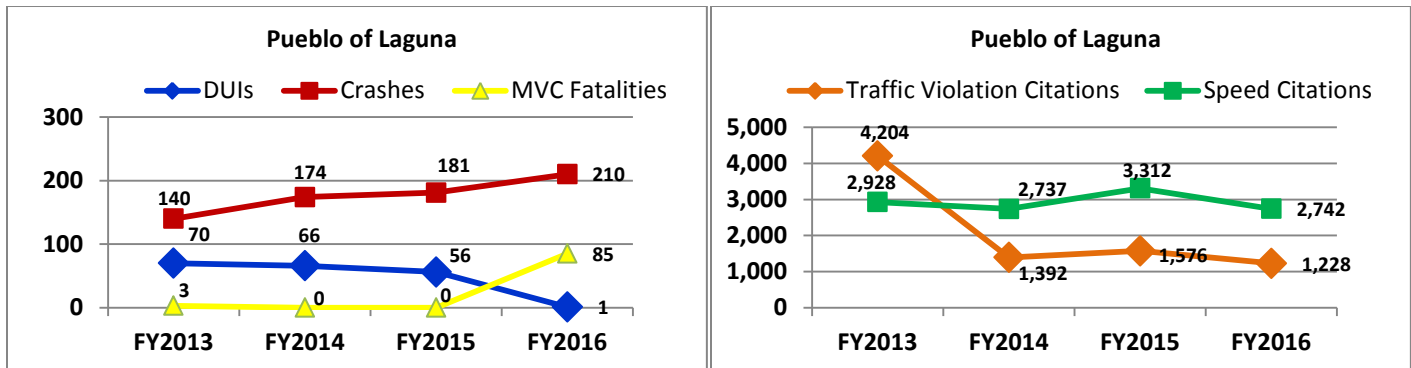
2	Motor vehicle crash (MVC) fatalities
1	Alcohol-related MVC fatalities
1	Speed-related MVC fatalities
0	MVC fatalities involving driver with BAC of 0.08+
1	MVC fatalities with driver < age 20
2	Unrestrained occupant MVC fatalities, all seat positions
0	Motorcyclist fatalities
0	Un-helmeted motorcyclist fatalities
0	Pedestrian fatalities
136	Motor vehicle crashes
40	Injury related MVCs
32	Alcohol-related MVCs
8	Speed-related MVCs
1,777	Traffic citations
827	Traffic citations issued by HSO
475	DUI citations
185	DUI citations issued by HSO
1,698	Speed citations
1,334	Speed citations issued by HSO
113	Seat belt citations
129	CPS citations

During FY16, the Cheyenne River Sioux Tribe Program conducted:

22	Checkpoints
28	Saturation Patrols
	Traffic safety presentations (community/school)

## PT-16-08 - Pueblo of Laguna (New Mexico)

<b>Grant Award:</b>	\$236,375.00	<b>Amount Expended:</b>	\$144,809.97
<b>Project funded for:</b>	Two (2) full-time Highway Safety Officer's	<b>Law Enforcement:</b>	Tribal
<b>Safety Belt Law:</b>	Primary (Law Passed January 2006)	<b>Tribal BAC Law:</b>	0.08
<b>Traffic Statistics Software:</b>	SQL Sleuth	<b>Land Base:</b>	450 Acres
<b>Reservation Population:</b>	4,948	<b>Road Miles:</b>	



### PERFORMANCE MEASURES/TARGETS:

- To maintain motor vehicle related fatalities on the Laguna Reservation at 0 by the end of FY2016.  
*Total number of motor vehicle crash fatalities in FY16 (Oct 1, 2015– Sept 30, 2016): 1*
- To decrease motor vehicle related crashes by 4% from the FY2015 number of 173 to 166 by the end of FY2016.  
*Total number of motor vehicle crashes in FY16: 210*
- To increase the number of DUI arrests by 14% from the FY2014 number of 72 to 82 by the end of FY2016.  
*Total number of DUI arrests by Police Department (PD) in 2016: 85                      By the HSO: 31*
- To increase the number of traffic citations (excluding speed and DUI) by 3% from the FY2014 number of 1,126 to 1,162 by the end of FY2016.  
*Total number of traffic citations by PD in 2016: 1,228                      By the HSO: 684*
- To increase the number of speed citations issued by 4% from the FY2014 number of 2,260 to 2,347 by the end of FY2016.  
*Total number of speed citations issued by PD in 2016: 2,742                      By the HSO: 908*

### SUMMARY:

In June 2016 Highway Safety Officer Kohn conducted Radar Operator Training for the Pueblo of Laguna Law Enforcement personnel. HSO Kohn trained 6 Officers in speed enforcement, radar operations, occupational safety and case law/court room. All personnel participated in day/night stationary and mobile radar practical field speed estimations and became certified Radar Operators. In FY16 the Laguna Police Department issued 2,742 speed citations. The Laguna Police Department also purchased Fatal Vision Alcohol Awareness Kit and provided a presentation to community youth at the annual Jr. Safety Academy in July 2016. There were 33 students (youth) who attended. The Goggles were used to present the effects of alcohol and its impact on individuals. The kids played several interactive games and participated in activities to show how alcohol can impact an individuals response and basic motor functions.

**2016 ACTIVITY REPORT:**

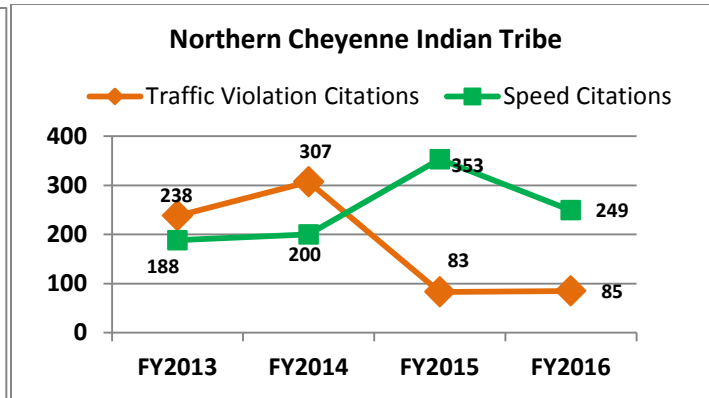
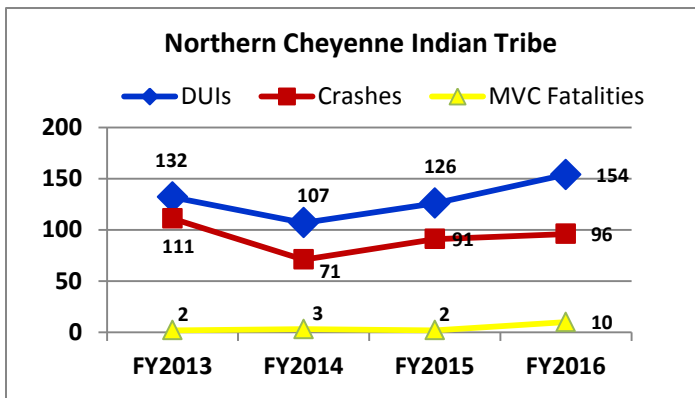
1	Motor vehicle crash (MVC) fatalities
0	Alcohol-related MVC fatalities
0	Speed-related MVC fatalities
0	MVC fatalities involving driver with BAC of 0.08+
0	MVC fatalities with driver < age 20
0	Unrestrained occupant MVC fatalities, all seat positions
0	Motorcyclist fatalities
0	Un-helmeted motorcyclist fatalities
0	Pedestrian fatalities
210	Motor vehicle crashes
28	Injury related MVCs
16	Alcohol-related MVCs
28	Speed-related MVCs
1,228	Traffic citations
684	Traffic citations issued by HSO
85	DUI citations
31	DUI citations issued by HSO
2,742	Speed citations
908	Speed citations issued by HSO
43	Seat belt citations
39	CPS citations

During FY16, the Pueblo of Laguna Program conducted:

0	Checkpoints
45	Saturation Patrols
6	Traffic safety presentations (community/school)

## PT-16-09 - Northern Cheyenne Indian Tribe (Montana)

<b>Grant Award:</b>	\$97,500.00	<b>Amount Expended:</b>	\$43,152.75
<b>Project funded for:</b>	One (1) full-time Highway Safety Officer	<b>Law Enforcement:</b>	Tribal
<b>Safety Belt Law:</b>	Primary (Law Passed October 1997)	<b>Tribal BAC Law:</b>	0.08
<b>Traffic Statistics Software:</b>	IMARS	<b>Land Base:</b>	444,000 Acres
<b>Reservation Population:</b>	5,432	<b>Road Miles:</b>	915



### PERFORMANCE MEASURES/TARGETS:

- To reduce the number of motor vehicle related fatalities on the Northern Cheyenne Reservation by 75% from the FY2014 number of 3 to 1 by the end of FY2016.  
*Total number of motor vehicle crash fatalities in FY16 (Oct 1, 2015– Sept 30, 2016): 10*
- To decrease motor vehicle related crashes by 25% from the FY2014 number of 106 to 79 by the end of FY2016.  
*Total number of motor vehicle crashes in FY16: 96*
- To increase the number of DUI arrests by 50% from the FY2014 number of 108 to 162 by the end of FY2016.  
*Total number of DUI arrests by Police Department (PD) in 2016: 157      By the HSO: 56*
- To increase the number of traffic citations (excluding speed and DUI) by 127% from the FY2014 number of 79 to 179 by the end of FY2016.  
*Total number of traffic citations by PD in 2016: 85      By the HSO: 49*
- To increase the number of speed citations issued by 50% from the FY2014 number of 174 to 261 by the end of FY2016.  
*Total number of speed citations issued by PD in 2016: 249      By the HSO: 232*

### SUMMARY:

Highway Safety Officer(HSO) Pernell Brown and BIA Chief of Police Wind attended the Indian Highway Safety Management Training in Albuquerque New Mexico representing law enforcement. Cheyenne Dept. of Transportation Director Janis Spear and Tribal Accountant Bethany Snow-Bullcoming also attended on behalf of the Northern Cheyenne tribe. HSO Pernell Brown attended the Child Passenger Safety Technician Training in Lewistown MT. The agency participated in 3 mobilizations. HSO Pernell Brown made 56 of the 157 DWI Arrests, he also issued a total of 296 citations for speeding, seatbelt, CPS, unsafe vehicle equipment and unsafe vehicle operation.

**2016 ACTIVITY REPORT:**

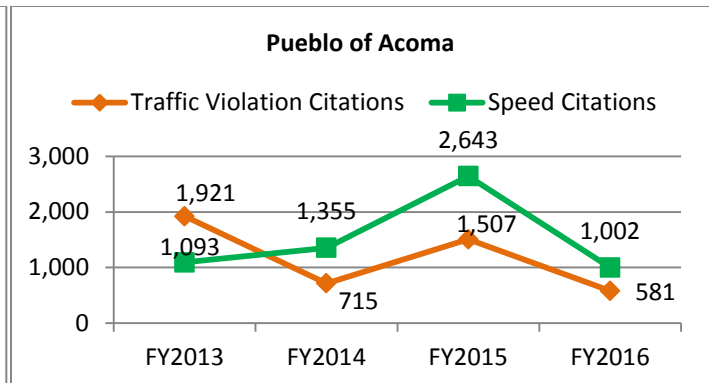
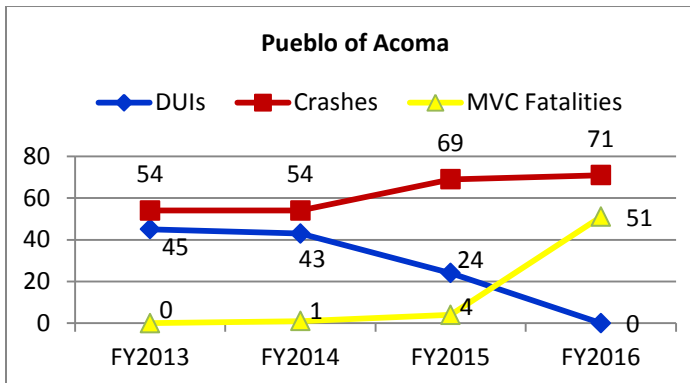
10	Motor vehicle crash (MVC) fatalities
8	Alcohol-related MVC fatalities
5	Speed-related MVC fatalities
7	MVC fatalities involving driver with BAC of 0.08+
0	MVC fatalities with driver < age 20
8	Unrestrained occupant MVC fatalities, all seat positions
1	Motorcyclist fatalities
0	Un-helmeted motorcyclist fatalities
0	Pedestrian fatalities
96	Motor vehicle crashes
95	Injury related MVCs
35	Alcohol-related MVCs
36	Speed-related MVCs
85	Traffic citations
49	Traffic citations issued by HSO
157	DUI citations
56	DUI citations issued by HSO
249	Speed citations
232	Speed citations issued by HSO
26	Seat belt citations
23	CPS citations

During FY16, the Northern Cheyenne Indian Tribe Program conducted:

12	Checkpoints
12	Saturation Patrols
1	Traffic safety presentations (community/school)

## PT-16-10 - Pueblo of Acoma (New Mexico)

<b>Grant Award:</b>	\$186,400.00	<b>Amount Expended:</b>	\$159,075.92
<b>Project funded for:</b>	Two (2) full-time Highway Safety Officer's	<b>Law Enforcement:</b>	Tribal
<b>Safety Belt Law:</b>	Primary (Law Passed August 2016)	<b>Tribal BAC Law:</b>	0.08
<b>Traffic Statistics Software:</b>	Sleuth	<b>Land Base:</b>	700,000 Acres
<b>Reservation Population:</b>	5,163	<b>Road Miles:</b>	183



### PERFORMANCE MEASURES/TARGETS:

- To reduce the number of motor vehicle related fatalities on the Reservation by 33% from the FY2014 number of 3 to 2 by the end of FY2016.

*Total number of motor vehicle crash fatalities in FY16 (Oct 1, 2015– Sept 30, 2016): 0*

- To decrease motor vehicle related crashes by 5% from the FY2014 number of 52 to 49 by the end of FY2016.

*Total number of motor vehicle crashes in FY16: 71*

- To increase the number of DUI arrests by 10% from the FY2014 number of 41 to 45 by the end of FY2016.

*Total number of DUI arrests by Police Department (PD) in 2016: 51                      By the HSO: 17*

- To increase the number of traffic citations (excluding speed and DUI) by 10% from the FY2014 number of 2,372 to 2,609 by the end of FY2016.

*Total number of traffic citations by PD in 2016: 581    By the HSO: 470*

- To increase the number of speed citations issued by 10% from the FY2014 number of 1,443 to 1,587 by the end of FY2016.

*Total number of speed citations issued by PD in 2016: 1,002                                      By the HSO: 797*

### SUMMARY:

Many roadways within the Acoma Pueblo reservation boundaries were missing speed limit signs and drivers were unaware of the speed limits throughout the reservation. Highway Safety Officer's (HSO's) Jiron and Mariano, drove through the reservation, within the Tribes boundaries, and compiled a list of roadways missing speed limit signs. In collaboration with the tribe speed limit signs were slowing going up throughout the reservation; and speed bumps were installed in high traffic areas near bus stops and the public library through a collaborative effort of the HSO's and other tribal divisions. The HSO's worked with Tribal Council and Courts to determine which traffic codes were obsolete. Some of the Tribes traffic codes were vague and contradictory to what was laid out in the elements of crime and important safety traffic laws were not included in the code. Open Container, no seatbelts, no child safety restraints, driving on a suspended or revoked licenses, cellphone usage while driving and texting and driving are examples of



traffic safety which were not included in the law. On August 25, 2016 a revised and updated Traffic Law and Order Code was presented to the Pueblo of Acoma Tribal Council and approved and new and updated traffic safety laws were established. On this day Traffic was also changed from a criminal code to a civil code with the exceptions of DWI, Reckless Driving, Accident causing serious injury or death, etc. This allows all sworn Police Officers civil jurisdiction over all non-natives who violate traffic codes within the exterior boundaries of the Pueblo of Acoma.

**2016 ACTIVITY REPORT:**

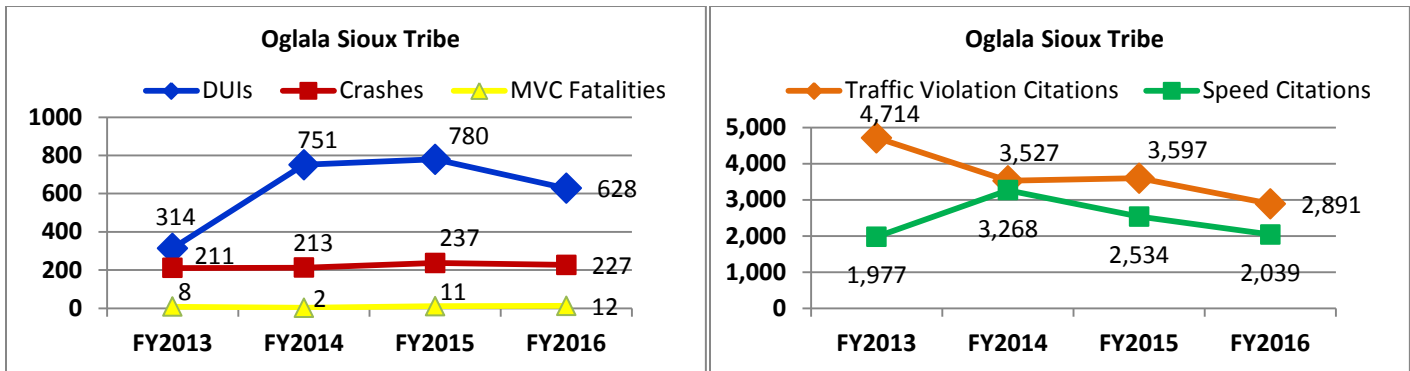
0	Motor vehicle crash (MVC) fatalities
0	Alcohol-related MVC fatalities
0	Speed-related MVC fatalities
0	MVC fatalities involving driver with BAC of 0.08+
0	MVC fatalities with driver < age 20
0	Unrestrained occupant MVC fatalities, all seat positions
0	Motorcyclist fatalities
0	Un-helmeted motorcyclist fatalities
0	Pedestrian fatalities
71	Motor vehicle crashes
6	Injury related MVCs
1	Alcohol-related MVCs
16	Speed-related MVCs
581	Traffic citations
470	Traffic citations issued by HSO
51	DUI citations
17	DUI citations issued by HSO
1,002	Speed citations
797	Speed citations issued by HSO
62	Seat belt citations
15	CPS citations

During FY16, the Pueblo of Acoma Program conducted:

0	Checkpoints
54	Saturation Patrols
4	Traffic safety presentations (community/school)

## PT-16-11 - Oglala Sioux (South Dakota)

<b>Grant Award:</b>	\$451,000.00	<b>Amount Expended:</b>	\$433,766.36
<b>Project funded for:</b>	Three (3) full-time Highway Safety Officer's	<b>Law Enforcement:</b>	Tribal
<b>Safety Belt Law:</b>	Primary (Law Passed April 1997)	<b>Tribal BAC Law:</b>	0.08
<b>Traffic Statistics Software:</b>	Excel	<b>Land Base:</b>	3 Acres
<b>Reservation Population:</b>	35,000	<b>Road Miles:</b>	1,900



### PERFORMANCE MEASURES/TARGETS:

- To reduce the number of motor vehicle related fatalities on the Oglala Sioux Reservation by 50% from the FY2014 number of 2 to 1 by the end of FY2016.

*Total number of motor vehicle crash fatalities in FY16 (Oct 1, 2015– Sept 30, 2016): 12*

- To decrease motor vehicle related crashes by 10% from the FY2014 number of 258 to 233 by the end of FY2016.

*Total number of motor vehicle crashes in FY16: 227*

- To increase the number of DUI arrests by 1% from the FY2014 number of 769 to 780 by the end of FY2016.

*Total number of DUI arrests by Police Department (PD) in 2016: 628                      By the HSO: 156*

- To increase the number of traffic citations (excluding speed and DUI) by 2% from the FY2014 number of 3,527 to 3,600 by the end of FY2016.

*Total number of traffic citations by PD in 2016: 2,891    By the HSO: 1,482*

- To increase the number of speed citations issued by 4% from the FY2014 number of 3,268 to 3,400 by the end of FY2016.

*Total number of speed citations issued by PD in 2016: 2,039    By the HSO: 1,574*

### SUMMARY:

The Oglala Sioux Tribe Police Department began using Electronic Ticketing for Traffic Citations and written warnings and issued over 4,930 traffic and speed citations, and issued 5,558 written warnings. In FY2016 there were 12 motor vehicle fatalities and 227 motor vehicle crashes (MVC's). There were 51 injury crashes of the 227 MVC's reported. Highway Safety Officer's (HSO's) also conduct their own forensic mapping on serious and fatal motor vehicle crashes. On Friday mornings an HSO participates in a 1 hour long radio talk show to bring awareness to the community via radio and internet on distracted/impaired driving, seat belt use, and the new DWI/DUI tribal ordinances, seat belt use and child safety seat use; rules of the road, school bus safety, upcoming campaigns, and other current events with call in questions/answers. HSO's have created partnerships with Indian Health Service Office of Environmental Health & Engineering, and participate in coalition meetings on road safety, provide ideas on how to reward good driving habits, and creating campaign logos. This coalition also conducts seat belt surveys twice a year (January & July) on the

reservation. Driver seat belt usage has increased by 7% and passenger seat belt usage increased by 5%, and a 59% seat belt usage in FY16 on the Pine Ridge Indian Reservation. HSO's also partnered with local schools and 2 Casinos to display traffic safety messages on their marquee signs which run continuously at no cost to the Tribal Highway Safety Program. One of the HSO's is a LIDAR/Radar/TRACs instructor who provides training to other Tribal Police Officers. HSO's and Data Clerk attended the Lakota Nation Culture Conference & Tourney (4 day event) in Rapid City and set up a Traffic Safety Booth. At the booth two videos were displayed on motor vehicle crashes, staff handed out flyers and brochures on Distracted Driving, Impaired Driving, and Seat Belt usage. Booth visitors completed surveys on DWI, seat belt use, and distracted driving for adults and teens. Demonstrations of the rollover simulator with and without a seat belt use was provided by the HSO's. Participants of legal driving age used the Impaired/Distracted Driving Simulator. Other participants used fatal vision goggles to walk a line. Data Clerk and HSO's were available to answer questions. Specators included students, members from other tribes, organizations, law enforcement, and local community. HSO's provided safety presentations at schools on safe driving habits, impaired and distracted driving. Also provided students power point presentations on roll-overs, serious and fatal motor vehicle crashes. Covered different distracted driving scenarios along with demonstrations of the rollover simulator. Students participated by wearing fatal vision goggles while driving go carts, shooting basketballs into hoops, and walking a line. Presentations were provided and demonstrated to students, community members and staff to raise awareness. All presentations were age and grade appropriate. Held CPS Clinics in Porcupine in which parents/caregiver signed an agreement on using car seats, provided them hands on installation presentations of the car seat.

**2016 ACTIVITY REPORT:**

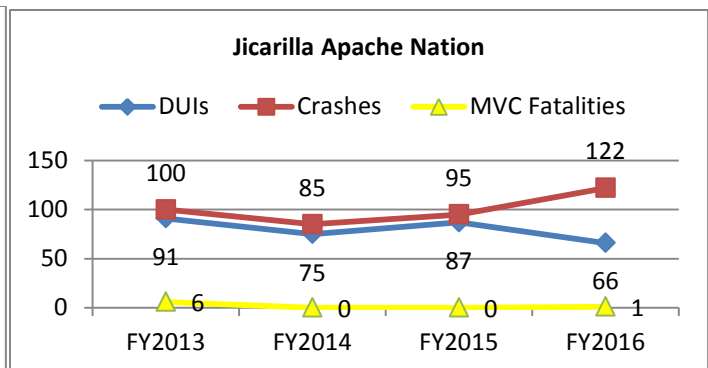
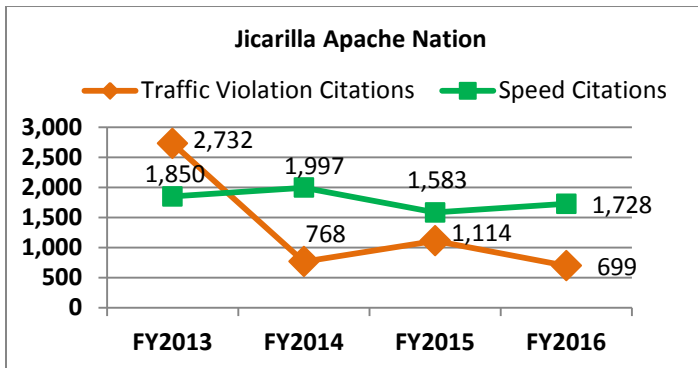
12	Motor vehicle crash (MVC) fatalities
98	Alcohol-related MVC fatalities
1	Speed-related MVC fatalities
6	MVC fatalities involving driver with BAC of 0.08+
2	MVC fatalities with driver < age 20
12	Unrestrained occupant MVC fatalities, all seat positions
2	Motorcyclist fatalities
1	Un-helmeted motorcyclist fatalities
5	Pedestrian fatalities
227	Motor vehicle crashes
51	Injury related MVCs
36	Alcohol-related MVCs
15	Speed-related MVCs
2,891	Traffic citations
1,482	Traffic citations issued by HSO
628	DUI citations
156	DUI citations issued by HSO
2,039	Speed citations
1,574	Speed citations issued by HSO
693	Seat belt citations
82	CPS citations

During FY16, the Oglala Sioux Program conducted:

12	Checkpoints
338	Saturation Patrols
11	Traffic safety presentations (community/school)

## PT-16-12 - Jicarilla Apache Nation (New Mexico)

<b>Grant Award:</b>	\$273,700.00	<b>Amount Expended:</b>	\$210,405.90
<b>Project funded for:</b>	Two (2) full-time Highway Safety Officer's	<b>Law Enforcement:</b>	Tribal
<b>Safety Belt Law:</b>	Primary (Law Passed 2007)	<b>Tribal BAC Law:</b>	0.10
<b>Traffic Statistics Software:</b>	CAPERS	<b>Land Base:</b>	872,960 Acres
<b>Reservation Population:</b>	5,500	<b>Road Miles:</b>	7683



### PERFORMANCE MEASURES/TARGETS:

- To maintain motor vehicle related fatalities on the Jicarilla Apache Reservation at 0 by the end of FY2016.  
*Total number of motor vehicle crash fatalities in FY16 (Oct 1, 2015– Sept 30, 2016): 1*
- To decrease motor vehicle related crashes by 25% from the FY2014 number of 85 to 64 by the end of FY2016.  
*Total number of motor vehicle crashes in FY16: 122*
- To increase the number of DUI arrests by 25% from the FY2014 number of 75 to 100 by the end of FY2016.  
*Total number of DUI arrests by Police Department (PD) in 2016: 66                      By the HSO: 32*
- To increase the number of traffic citations (excluding speed and DUI) by 4% from the FY2014 number of 768 to 800 by the end of FY2016.  
*Total number of traffic citations by PD in 2016: 699    By the HSO: 591*
- To increase the number of speed citations issued by 1% from the FY2014 number of 1,997 to 2,000 by the end of FY2016.  
*Total number of speed citations issued by PD in 2016: 1,728                                      By the HSO: 1,614*

### SUMMARY:

The Jicarilla Apache Highway Safety Program sent 2 Highway Safety Officers to SFST Refresher Course training. The Jicarilla Police Department made 66 DUI arrests and a majority of them were prosecuted which resulted in convictions. The Police Department conducted 2 checkpoints and 6 saturation patrols during the grant year. Under the Indian Highway Safety Grant the Police Department purchased 1 Lidar which assisted in enforcing the speed limit on highly congested roadways and school zones. In FY16, Jicarilla Police Department issued 153 speed citations; of that number 112 were issued by the HSO's. High visibility traffic patrol has drastically reduced the amount of careless and reckless driving on the reservation. HSO's also reached out to the tribal community and presented seven traffic safety presentations to all age groups.

**2016 ACTIVITY REPORT:**

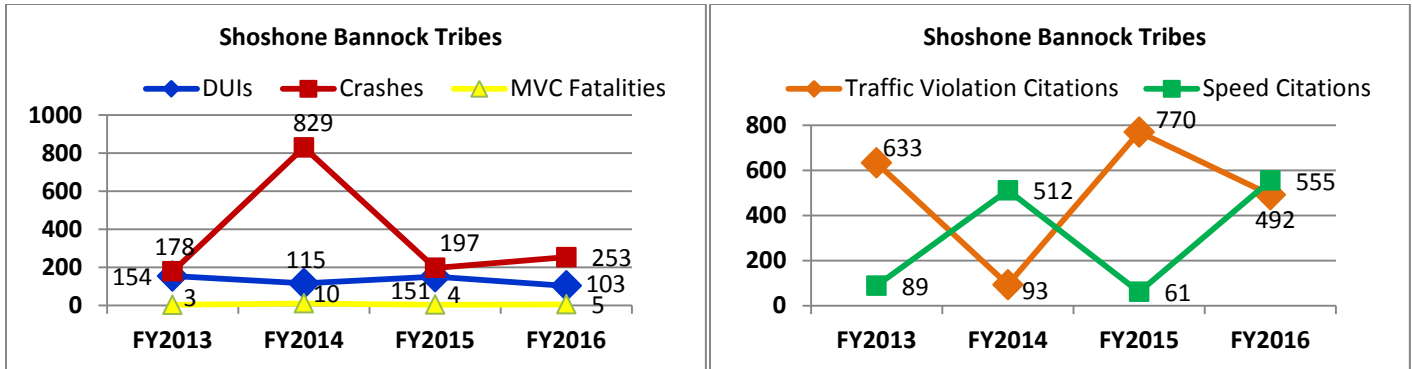
1	Motor vehicle crash (MVC) fatalities
0	Alcohol-related MVC fatalities
1	Speed-related MVC fatalities
0	MVC fatalities involving driver with BAC of 0.08+
1	MVC fatalities with driver < age 20
0	Unrestrained occupant MVC fatalities, all seat positions
0	Motorcyclist fatalities
0	Un-helmeted motorcyclist fatalities
0	Pedestrian fatalities
122	Motor vehicle crashes
23	Injury related MVCs
13	Alcohol-related MVCs
54	Speed-related MVCs
699	Traffic citations
591	Traffic citations issued by HSO
66	DUI citations
32	DUI citations issued by HSO
1,728	Speed citations
1,614	Speed citations issued by HSO
91	Seat belt citations
0	CPS citations

During FY16, the Jicarilla Apache Nation Program conducted:

2	Checkpoints
6	Saturation Patrols
7	Traffic safety presentations (community/school)

## PT-16-13 - Shoshone -Bannock Tribes (Idaho)

<b>Grant Award:</b>	\$116,670.00	<b>Amount Expended:</b>	\$104,987.38
<b>Project funded for:</b>	One (1) full-time Highway Safety Officer	<b>Law Enforcement:</b>	Tribal
<b>Safety Belt Law:</b>	Primary (Law Passed August 2016)	<b>Tribal BAC Law:</b>	0.10
<b>Traffic Statistics Software:</b>	Spillman	<b>Land Base:</b>	544,000 Acres
<b>Reservation Population:</b>	8,700	<b>Road Miles:</b>	850



### PERFORMANCE MEASURES/TARGETS:

- To reduce the number of motor vehicle related fatalities on the Shoshone Bannock Reservation by 20% from the FY2014 number of 10 to 8 by the end of FY2016.  
*Total number of motor vehicle crash fatalities in FY16 (Oct 1, 2015– Sept 30, 2016): 5*
- To decrease motor vehicle related crashes by 21% from the FY2014 number of 177 to 139 by the end of FY2016.  
*Total number of motor vehicle crashes in FY16: 253*
- To increase the number of DUI arrests by 15% from the FY2014 number of 115 to 132 by the end of FY2016.  
*Total number of DUI arrests by Police Department (PD) in 2016: 103      By the HSO: 42*
- To increase the number of traffic citations (excluding speed and DUI) by 15% from the FY2014 number of 93 to 106 by the end of FY2016.  
*Total number of traffic citations by PD in 2016: 492      By the HSO: 128*
- To increase the number of speed citations issued by 15% from the FY2014 number of 512 to 588 by the end of FY2016.  
*Total number of speed citations issued by PD in 2016: 555      By the HSO: 138*

### SUMMARY:

Shoshone-Bannock Tribes had an influx/increase in the migration of people to the local area. Both Interstate 84 (East/West) and 15 (North/South), U.S. Highway 91 and all other roadways within the exterior boundaries of the Fort Hall Indian Reservation have heavy traffic during morning, lunch and evening rush hours. The Indian Highway Safety Officer (IHSO) has been out and visible creating consistent deterrence/prevention of speeding motorists and crashes. The overall traffic flow has slowed down preventing crashes/speeding violations. The IHSO will continue to be visible and diligent in preventing speeding violations and crashes through visibility and traffic enforcement. The IHSO performs traffic enforcement in all Districts (Fort Hall, Arbon Valley, Gibson, Lincoln Creek and Ross Fork) every day while on duty. The IHSO will continue to attend the District Meetings when possible to assist in traffic complaints/hazards in each District. DUIs have dramatically decreased due to the diligent prevention methods (visible stationary traffic, speed enforcement) within the Districts. Overall Speed has decreased creating safer travel for all

while driving through the Fort Hall Indian Reservation. Crashes (fatal, injury and property damage) have decreases for the same reasons. The feedback has been positive due to the visibility and diligence of the IHSO. The IHSP program has been an invaluable enhancement to the overall highway safety for all traveling the roadways on the Reservation. The IHSO will continue to perform duties in this manner as it is working to get the overall numbers down and preventing crashes on the highways running through the Reservation providing overall safety for all traveling on these roadways. **NOTE:** The Seat Belt/CPS law was approved and went into effect on 08/01/16. Fort Hall Police Department Officers are currently educating the community/passing out fliers on the importance of seat belt safety for all, especially children/minors. The community is also being educated that Fort Hall Patrol Officers/Indian Highway Safety Officer will soon start issuing citations for violation of this very important law. The Seat Belt/CPS law is used a Primary for initiating traffic stops within the exterior boundaries of the Fort Hall Indian Reservation.

**2016 ACTIVITY REPORT:**

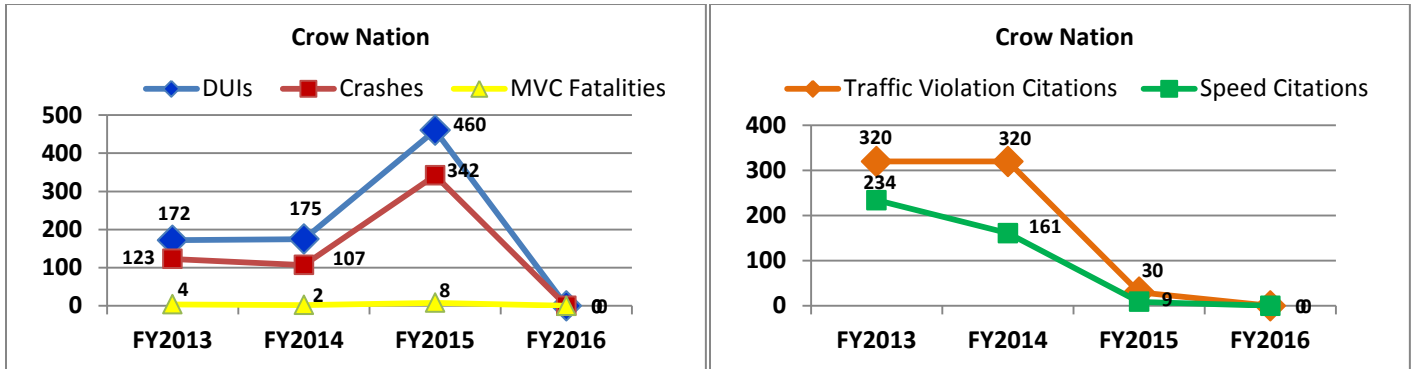
5	Motor vehicle crash (MVC) fatalities
4	Alcohol-related MVC fatalities
0	Speed-related MVC fatalities
6	MVC fatalities involving driver with BAC of 0.08+
1	MVC fatalities with driver < age 20
3	Unrestrained occupant MVC fatalities, all seat positions
0	Motorcyclist fatalities
0	Un-helmeted motorcyclist fatalities
0	Pedestrian fatalities
253	Motor vehicle crashes
139	Injury related MVCs
21	Alcohol-related MVCs
90	Speed-related MVCs
492	Traffic citations
128	Traffic citations issued by HSO
103	DUI citations
42	DUI citations issued by HSO
555	Speed citations
138	Speed citations issued by HSO
0	Seat belt citations
0	CPS citations

During FY16, the Shoshone -Bannock Tribes Program conducted:

0	Checkpoints
3	Saturation Patrols
2	Traffic safety presentations (community/school)

## PT-16-14 - Crow Nation (Montana)

<b>Grant Award:</b>	\$129,000.00	<b>Amount Expended:</b>	\$2,401.04
<b>Project funded for:</b>	One (1) full-time Highway Safety Officer	<b>Law Enforcement:</b>	Tribal
<b>Safety Belt Law:</b>	No Law (Law Passed)	<b>Tribal BAC Law:</b>	0.08
<b>Traffic Statistics Software:</b>	IMARS	<b>Land Base:</b>	2 Acres
<b>Reservation Population:</b>	13,629	<b>Road Miles:</b>	3347



### PERFORMANCE MEASURES/TARGETS:

- To reduce the number of motor vehicle related fatalities on the Crow Reservation by 50% from the FY2014 number of 6 to 3 by the end of FY2016.

*Total number of motor vehicle crash fatalities in FY16 (Oct 1, 2015– Sept 30, 2016): 0*

- To decrease motor vehicle related crashes by 10% from the FY2014 number of 123 to 111 by the end of FY2016.

*Total number of motor vehicle crashes in FY16: 0*

- To increase the number of DUI arrests by 25% from the FY2014 number of 192 to 240 by the end of FY2016.

*Total number of DUI arrests by Police Department (PD) in 2016: 0 By the HSO: 0*

- To increase the number of traffic citations (excluding speed and DUI) by 25% from the FY2014 number of 130 to 162 by the end of FY2016.

*Total number of traffic citations by PD in 2016: 0 By the HSO: 0*

- To increase the number of speed citations issued by 25% from the FY2014 number of 244 to 305 by the end of FY2016.

*Total number of speed citations issued by PD in 2016: 0 By the HSO: 0*

### SUMMARY:

Crow Nation did not provide an Annual Report for FY2016; a letter of Non-Compliance with the Grant Agreement was sent to the tribe.



**2016 ACTIVITY REPORT:**

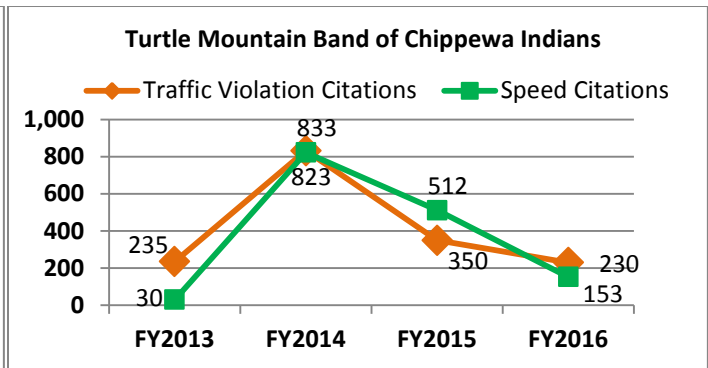
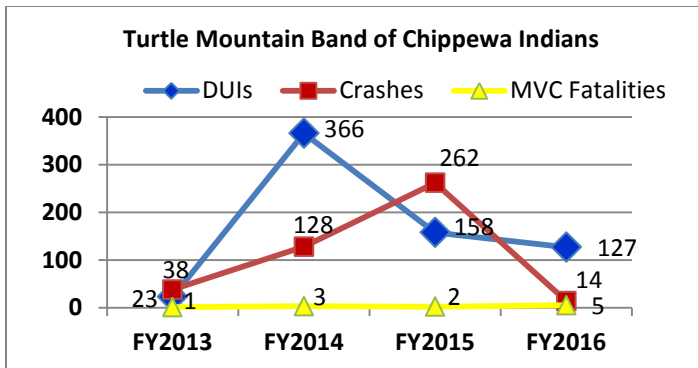
	Motor vehicle crash (MVC) fatalities
	Alcohol-related MVC fatalities
	Speed-related MVC fatalities
	MVC fatalities involving driver with BAC of 0.08+
	MVC fatalities with driver < age 20
	Unrestrained occupant MVC fatalities, all seat positions
	Motorcyclist fatalities
	Un-helmeted motorcyclist fatalities
	Pedestrian fatalities
	Motor vehicle crashes
	Injury related MVCs
	Alcohol-related MVCs
	Speed-related MVCs
	Traffic citations
	Traffic citations issued by HSO
	DUI citations
	DUI citations issued by HSO
	Speed citations
	Speed citations issued by HSO
	Seat belt citations
	CPS citations

During FY16, the Crow Nation Program conducted:

	Checkpoints
	Saturation Patrols
	Traffic safety presentations (community/school)

## PT-16-15 - Turtle Mountain Band of Chippewa (North Dakota)

<b>Grant Award:</b>	\$97,450.00	<b>Amount Expended:</b>	\$53,919.17
<b>Project funded for:</b>	One (1) full-time Highway Safety Officer	<b>Law Enforcement:</b>	Tribal
<b>Safety Belt Law:</b>	Primary (Law Passed August 2005)	<b>Tribal BAC Law:</b>	0.10
<b>Traffic Statistics Software:</b>	IMARS	<b>Land Base:</b>	79,176 Acres
<b>Reservation Population:</b>	6,500	<b>Road Miles:</b>	233



### PERFORMANCE MEASURES/TARGETS:

- To reduce the number of motor vehicle related fatalities on the Turtle Mountain Reservation by 100% from the FY2014 number of 1 to 0 by the end of FY2016.  
*Total number of motor vehicle crash fatalities in FY16 (Oct 1, 2015– Sept 30, 2016): 5*
- To decrease motor vehicle related crashes by 5% from the FY2014 number of 167 to 158 by the end of FY2016.  
*Total number of motor vehicle crashes in FY16: 104*
- To increase the number of DUI arrests by 13% from the FY2014 number of 151 to 170 by the end of FY2016.  
*Total number of DUI arrests by Police Department (PD) in 2016: 127      By the HSO: 14*
- To increase the number of traffic citations (excluding speed and DUI) by 8% from the FY2014 number of 833 to 900 by the end of FY2016.  
*Total number of traffic citations by PD in 2016: 230      By the HSO: 92*
- To increase the number of speed citations issued by 5% from the FY2014 number of 622 to 650 by the end of FY2016.  
*Total number of speed citations issued by PD in 2016: 153      By the HSO: 112*

### SUMMARY:

The Highway Safety Officer (HSO) attended Intoxilyzer 8000 training in Bismark, ND. As a result of the training the officer made 14 DUI/DWI/OWI arrests and 113 arrests made by other Officers. All DUI/DWI/OWI arrests made in FY16 resulted in 127 convictions during the grant year. The Police Department and HSO conducted 2 checkpoints utilizing the BATMobile and participated in 9 saturation patrols.

**2016 ACTIVITY REPORT:**

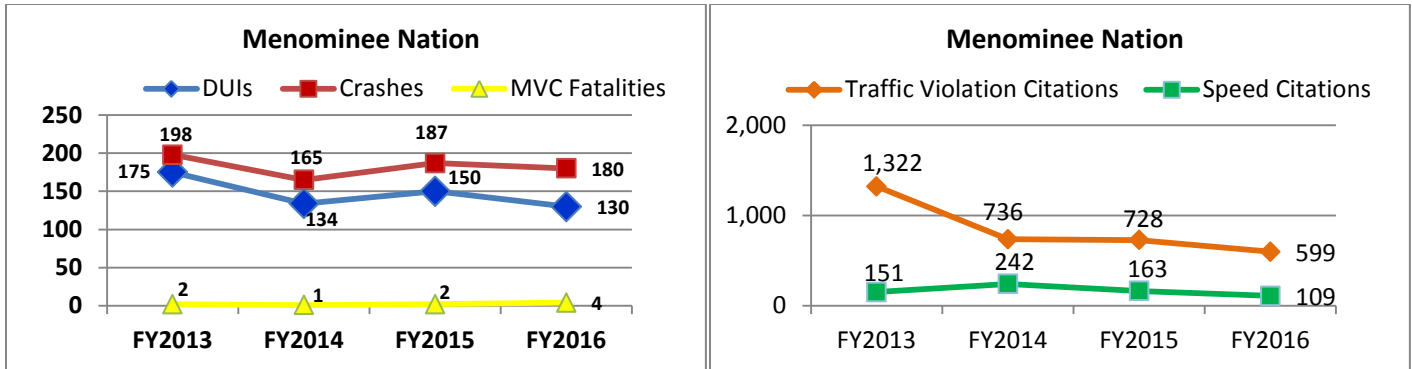
5	Motor vehicle crash (MVC) fatalities
4	Alcohol-related MVC fatalities
0	Speed-related MVC fatalities
4	MVC fatalities involving driver with BAC of 0.08+
1	MVC fatalities with driver < age 20
3	Unrestrained occupant MVC fatalities, all seat positions
0	Motorcyclist fatalities
0	Un-helmeted motorcyclist fatalities
0	Pedestrian fatalities
104	Motor vehicle crashes
23	Injury related MVCs
0	Alcohol-related MVCs
0	Speed-related MVCs
230	Traffic citations
92	Traffic citations issued by HSO
127	DUI citations
14	DUI citations issued by HSO
153	Speed citations
112	Speed citations issued by HSO
59	Seat belt citations
19	CPS citations

During FY16, the Turtle Mountain Band of Chippewa Program conducted:

2	Checkpoints
9	Saturation Patrols
2	Traffic safety presentations (community/school)

## PT-16-16 - Menominee Nation (Wisconsin)

<b>Grant Award:</b>	\$164,546.00	<b>Amount Expended:</b>	\$114,258.16
<b>Project funded for:</b>	One (1) full-time Highway Safety Officer	<b>Law Enforcement:</b>	Tribal
<b>Safety Belt Law:</b>	Primary (Law Passed July 2002)	<b>Tribal BAC Law:</b>	0.08
<b>Traffic Statistics Software:</b>	CISCO	<b>Land Base:</b>	235,523 Acres
<b>Reservation Population:</b>	4,232	<b>Road Miles:</b>	650



### PERFORMANCE MEASURES/TARGETS:

- To reduce the number of motor vehicle related fatalities on the Menominee Reservation by 100% from the FY2015 number of 1 to 0 by the end of FY2016.  
*Total number of motor vehicle crash fatalities in FY16 (Oct 1, 2015– Sept 30, 2016): 4*
- To decrease motor vehicle related crashes by 10% from the FY2014 number of 165 to 148 by the end of FY2016.  
*Total number of motor vehicle crashes in FY16: 180*
- To increase the number of DUI arrests by 5% from the FY2014 number of 147 to 154 by the end of FY2016.  
*Total number of DUI arrests by Police Department (PD) in 2016: 130      By the HSO: 32*
- To increase the number of traffic citations (excluding speed and DUI) by 4% from the FY2014 number of 736 to 765 by the end of FY2016.  
*Total number of traffic citations by PD in 2016: 599      By the HSO: 126*
- To increase the number of speed citations issued by 5% from the FY2014 number of 242 to 254 by the end of FY2016.  
*Total number of speed citations issued by PD in 2016: 109      By the HSO: 54*

### SUMMARY:

The Menominee Tribal Police Department has observed a proliferation of designated drivers during checkpoint operations. During one of the operations a taxi come through the checkpoint with several intoxicated individuals in the cab who expressed extreme levels of happiness. The individuals were able to safely celebrate and return home. It should be noted there is no taxi service available on the Menominee Reservation. The nearest taxi services is located about 10 miles from the area of the checkpoint operation. More than 60 vehicles were checked and located zero impaired operators. This was the first time the Department had zero impaired operators of the 60 vehicles checked. Many designated drivers went through the checkpoint. The Police Departments efforts are producing the desired results. The Police Department will double the efforts to ensure Officers continue to monitor public as safely as they can. In FY2016 there were 130 DUI/DWI/OWI arrests and 108 resulted in DUI/DWI/OWI convictions.

**2016 ACTIVITY REPORT:**

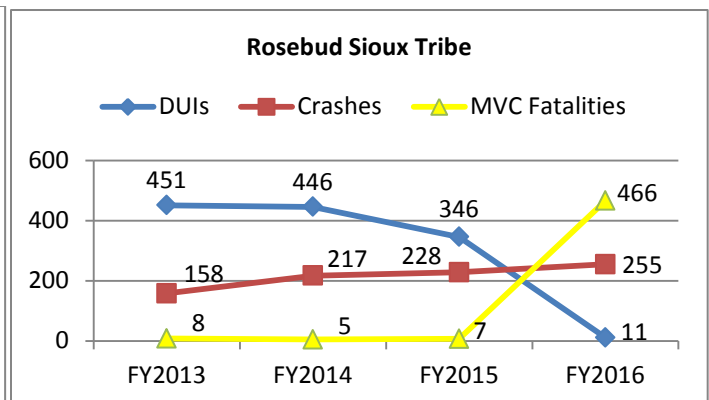
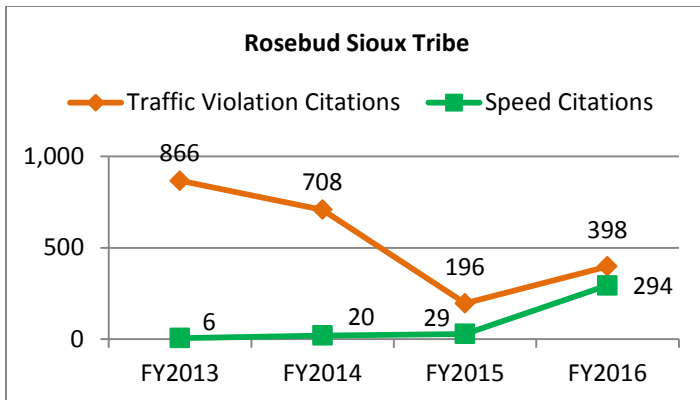
4	Motor vehicle crash (MVC) fatalities
1	Alcohol-related MVC fatalities
0	Speed-related MVC fatalities
1	MVC fatalities involving driver with BAC of 0.08+
0	MVC fatalities with driver < age 20
2	Unrestrained occupant MVC fatalities, all seat positions
0	Motorcyclist fatalities
0	Un-helmeted motorcyclist fatalities
0	Pedestrian fatalities
180	Motor vehicle crashes
21	Injury related MVCs
26	Alcohol-related MVCs
0	Speed-related MVCs
599	Traffic citations
126	Traffic citations issued by HSO
130	DUI citations
32	DUI citations issued by HSO
109	Speed citations
54	Speed citations issued by HSO
22	Seat belt citations
7	CPS citations

During FY16, the Menominee Nation Program conducted:

7	Checkpoints
65	Saturation Patrols
2	Traffic safety presentations (community/school)

## PT-16-17 - Rosebud Sioux Tribe (South Dakota)

<b>Grant Award:</b>	\$146,100.00	<b>Amount Expended:</b>	\$118,802.81
<b>Project funded for:</b>	One (1) full-time Highway Safety Officer(s)	<b>Law Enforcement:</b>	Tribal
<b>Safety Belt Law:</b>	Primary (Law Passed January 2009)	<b>Tribal BAC Law:</b>	0.10
<b>Traffic Statistics Software:</b>	Global Software	<b>Land Base:</b>	960,000 Acres
<b>Reservation Population:</b>	33,000	<b>Road Miles:</b>	925



### **PERFORMANCE MEASURES/TARGETS:**

- To reduce the number of motor vehicle related fatalities on the Rosebud Sioux Reservation by 40% from the FY2015 number of 5 to 3 by the end of FY2016.

*Total number of motor vehicle crash fatalities in FY16 (Oct 1, 2015– Sept 30, 2016): 11*

- To decrease motor vehicle related crashes by 10% from the FY2014 number of 217 to 196 by the end of FY2016.

*Total number of motor vehicle crashes in FY16: 255*

- To increase the number of DUI arrests by 10% from the FY2014 number of 446 to 490 by the end of FY2016.

*Total number of DUI arrests by Police Department (PD) in 2016: 466                      By the HSO: 45*

- To increase the number of traffic citations (excluding speed and DUI) by 8% from the FY2014 number of 688 to 740 by the end of FY2016.

*Total number of traffic citations by PD in 2016: 398    By the HSO: 124*

- To increase the number of speed citations issued by 650% from the FY2014 number of 20 to 150 by the end of FY2016.

*Total number of speed citations issued by PD in 2016: 294    By the HSO: 212*

### **SUMMARY:**

The Rosebud Police Department sent their Indian Highway Safety Officer (HSO) to radar training to be re-certified during the grant year. By September 2016, The Police Department sent 20 more officers to be certified for radar. The Police Department issued 294 speed citations; of which 212 were issued by the HSO, and 82 by other Patrol Officers. This was 150 speed citations more than the target expected for FY16. The Rosebud Patrol Division, with the exception of the HSO, was dealing with Meth issues/problems and working cases from the beginning to end. The Special Agents, do not refer cases to the FBI, and presented cases at Federal Grand Jury.

**2016 ACTIVITY REPORT:**

11	Motor vehicle crash (MVC) fatalities
10	Alcohol-related MVC fatalities
1	Speed-related MVC fatalities
7	MVC fatalities involving driver with BAC of 0.08+
0	MVC fatalities with driver < age 20
7	Unrestrained occupant MVC fatalities, all seat positions
0	Motorcyclist fatalities
0	Un-helmeted motorcyclist fatalities
4	Pedestrian fatalities
255	Motor vehicle crashes
83	Injury related MVCs
51	Alcohol-related MVCs
46	Speed-related MVCs
398	Traffic citations
124	Traffic citations issued by HSO
466	DUI citations
45	DUI citations issued by HSO
294	Speed citations
212	Speed citations issued by HSO
73	Seat belt citations
20	CPS citations

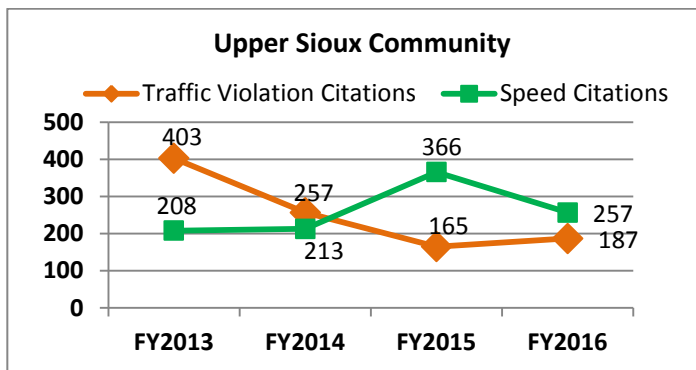
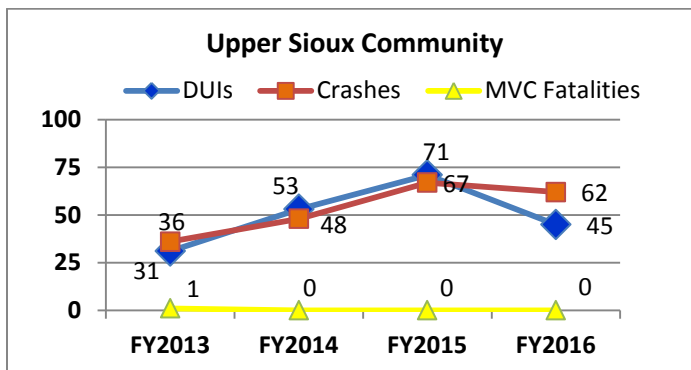
During FY16, the Rosebud Sioux Tribe Program conducted:

0	Checkpoints
4	Saturation Patrols
2	Traffic safety presentations (community/school)

## Overtime Grant Projects

### PT-16-18-01 - Upper Sioux Tribe (Minnesota)

<b>Grant Award:</b>	\$77,350.00	<b>Amount Expended:</b>	\$49,346.38
<b>Project funded for:</b>	Overtime	<b>Law Enforcement:</b>	Tribal
<b>Safety Belt Law:</b>	Primary (Law Passed November 2007)	<b>Tribal BAC Law:</b>	0.08
<b>Traffic Statistics Software:</b>	LETG	<b>Land Base:</b>	1,386 Acres
<b>Reservation Population:</b>	520	<b>Road Miles:</b>	27



#### **PERFORMANCE MEASURES/TARGETS:**

1. To maintain the number of motor vehicle related fatalities in 2014 on the Upper Sioux Reservation by 0 by the end of FY2016.

*Total number of motor vehicle crash fatalities in FY16 (Oct 1, 2015– Sept 30, 2016): 0*

2. To decrease motor vehicle related crashes by 13% from the FY2014 number of 48 to 42 by the end of FY2016.

*Total number of motor vehicle crashes in FY16: 62*

3. To increase the number of DUI arrests by 13% from the FY2014 number of 53 to 60 by the end of FY2016.

*Total number of DUI arrests by Police Department (PD) in 2016: 45*

4. To increase the number of traffic citations (excluding speed and DUI) by 6% from the FY2014 number of 273 to 290 by the end of FY2016.

*Total number of traffic citations by PD in 2016: 187*

5. To increase the number of speed citations issued by 17% from the FY2014 number of 213 to 250 by the end of FY2016.

*Total number of speed citations issued by PD in 2016: 257*

#### **SUMMARY:**

Completed Grants Management training and improved our RFR process



**2016 ACTIVITY REPORT:**

0	Motor vehicle crash (MVC) fatalities
0	Alcohol-related MVC fatalities
0	Speed-related MVC fatalities
0	MVC fatalities involving driver with BAC of 0.08+
0	MVC fatalities with driver < age 20
0	Unrestrained occupant MVC fatalities, all seat positions
0	Motorcyclist fatalities
0	Un-helmeted motorcyclist fatalities
0	Pedestrian fatalities
62	Motor vehicle crashes
24	Injury related MVCs
18	Alcohol-related MVCs
8	Speed-related MVCs
187	Traffic citations
N/A	Traffic citations issued by HSO
45	DUI citations
N/A	DUI citations issued by HSO
257	Speed citations
N/A	Speed citations issued by HSO
35	Seat belt citations
2	CPS citations

During FY16, the Upper Sioux Tribe Program conducted:

0	Checkpoints
34	Saturation Patrols
N/A	Traffic safety presentations (community/school)

## PT-16-18-02 - Lower Sioux Tribe (Minnesota)

**Grant Award:** \$56,625.00

**Amount Expended:** \$567.34

**Project funded for:** Overtime

**Law Enforcement:** Tribal

**Safety Belt Law:** Primary (Law Passed)

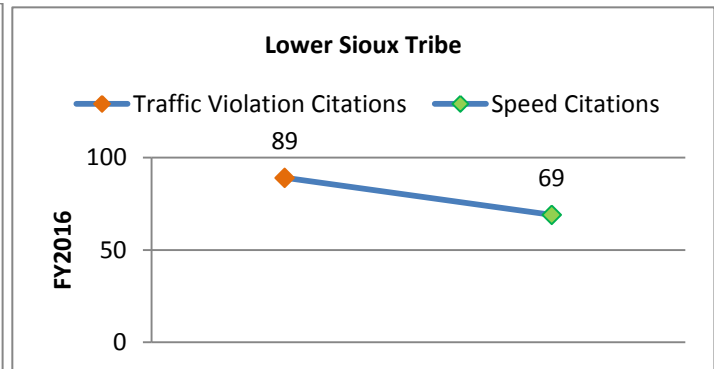
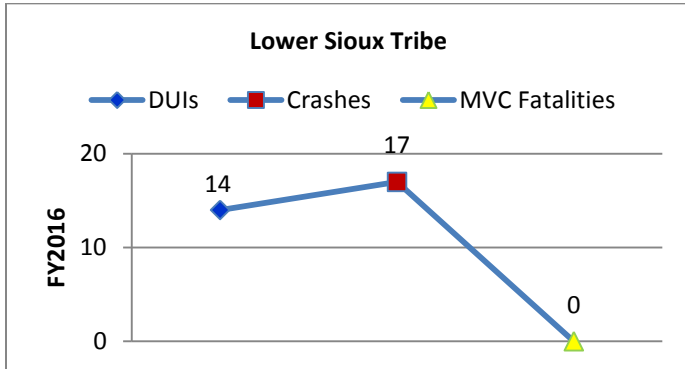
**Tribal BAC Law:** 0.08

**Traffic Statistics Software:** LETG

**Land Base:** 837,425 Acres

**Reservation Population:** 21,274

**Road Miles:** 1,408



### **PERFORMANCE MEASURES/TARGETS:**

1. To maintain the number of motor vehicle related fatalities on the Lower Sioux Reservation by the FY2014 number of 0 by the end of FY2016.

*Total number of motor vehicle crash fatalities in FY16 (Oct 1, 2015– Sept 30, 2016): 0*

2. To decrease motor vehicle related crashes by 15% from the FY2014 number of 41 to 35 by the end of FY2016.

*Total number of motor vehicle crashes in FY16: 17*

3. To increase the number of DUI arrests by 25% from the FY2014 number of 16 to 20 by the end of FY2016.

*Total number of DUI arrests by Police Department (PD) in 2016: 14*

4. To increase the number of traffic citations (excluding speed and DUI) by 41% from the FY2014 number of 32 to 45 by the end of FY2016.

*Total number of traffic citations by PD in 2016: 89*

5. To increase the number of speed citations issued by 10% from the FY2014 number of 200 to 220 by the end of FY2016.

*Total number of speed citations issued by PD in 2016: 69*

### **SUMMARY:**

The Program did not submit a summary of accomplishments with their annual report.

**2016 ACTIVITY REPORT:**

0	Motor vehicle crash (MVC) fatalities
0	Alcohol-related MVC fatalities
0	Speed-related MVC fatalities
0	MVC fatalities involving driver with BAC of 0.08+
0	MVC fatalities with driver < age 20
0	Unrestrained occupant MVC fatalities, all seat positions
0	Motorcyclist fatalities
0	Un-helmeted motorcyclist fatalities
0	Pedestrian fatalities
17	Motor vehicle crashes
6	Injury related MVCs
1	Alcohol-related MVCs
1	Speed-related MVCs
89	Traffic citations
N/A	Traffic citations issued by HSO
14	DUI citations
N/A	DUI citations issued by HSO
69	Speed citations
N/A	Speed citations issued by HSO
5	Seat belt citations
0	CPS citations

During FY16, the Lower Sioux Tribe Program conducted:

0	Checkpoints
0	Saturation Patrols
N/A	Traffic safety presentations (community/school)

## PT-16-18-03 - Pyramid Lake Paiute Tribe (Nevada)

**Grant Award:** \$58,500.00

**Amount Expended:** \$0.00

**Project funded for:** Overtime

**Law Enforcement:** Tribal

**Safety Belt Law:** No Law (Law Passed)

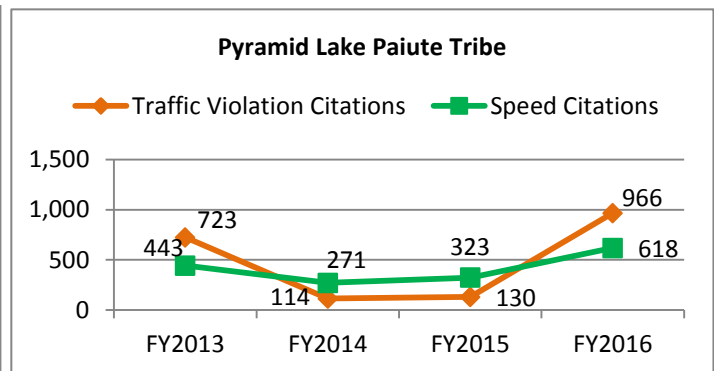
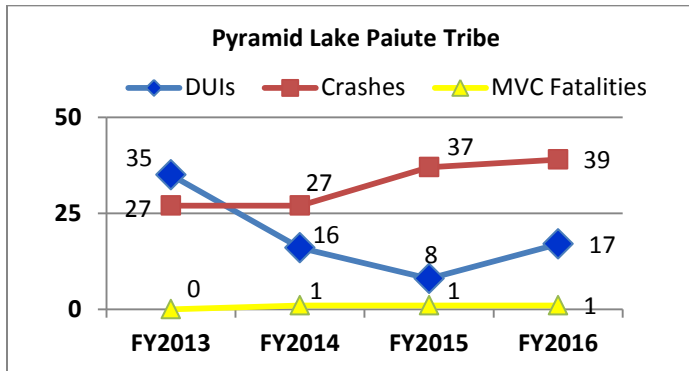
**Tribal BAC Law:** 0.10

**Traffic Statistics Software:** Brazos

**Land Base:** 476,000 Acres

**Reservation Population:** 2,720

**Road Miles:** 205



### PERFORMANCE MEASURES/TARGETS:

- To reduce the number of motor vehicle related fatalities on the Pyramid Lake Reservation by 100% from the FY2014 number of 1 to 0 by the end of FY2016.

*Total number of motor vehicle crash fatalities in FY16 (Oct 1, 2015– Sept 30, 2016): 1*

- To decrease motor vehicle related crashes by 7% from the FY2014 number of 27 to 25 by the end of FY2016.

*Total number of motor vehicle crashes in FY16: 39*

- To increase the number of DUI arrests by 56% from the FY2014 number of 16 to 25 by the end of FY2016.

*Total number of DUI arrests by Police Department (PD) in 2016: 17*

- To increase the number of traffic citations (excluding speed and DUI) by 75% from the FY2014 number of 114 to 200 by the end of FY2016.

*Total number of traffic citations by PD in 2016: 966*

- To increase the number of speed citations issued by 29% from the FY2014 number of 271 to 350 by the end of FY2016.

*Total number of speed citations issued by PD in 2016: 618*

### SUMMARY:

Although Pyramid Lake Paiute Tribe is an overtime grant and not required to provide traffic safety presentation to they community regarding "Zero Fatalities"; they conducted community outreach in May and June with the Chief of Police.

**2016 ACTIVITY REPORT:**

1	Motor vehicle crash (MVC) fatalities
0	Alcohol-related MVC fatalities
1	Speed-related MVC fatalities
0	MVC fatalities involving driver with BAC of 0.08+
1	MVC fatalities with driver < age 20
1	Unrestrained occupant MVC fatalities, all seat positions
0	Motorcyclist fatalities
0	Un-helmeted motorcyclist fatalities
0	Pedestrian fatalities
39	Motor vehicle crashes
10	Injury related MVCs
5	Alcohol-related MVCs
21	Speed-related MVCs
966	Traffic citations
N/A	Traffic citations issued by HSO
17	DUI citations
N/A	DUI citations issued by HSO
618	Speed citations
N/A	Speed citations issued by HSO
9	Seat belt citations
2	CPS citations

During FY16, the Pyramid Lake Paiute Tribe Program conducted:

0	Checkpoints
6	Saturation Patrols
2	Traffic safety presentations (community/school)

## PT-16-18-04 - White Earth Nation (Minnesota)

**Grant Award:** \$52,400.00

**Amount Expended:** \$30,843.13

**Project funded for:** Overtime

**Law Enforcement:** Tribal

**Safety Belt Law:** Primary (Law Passed July 2008)

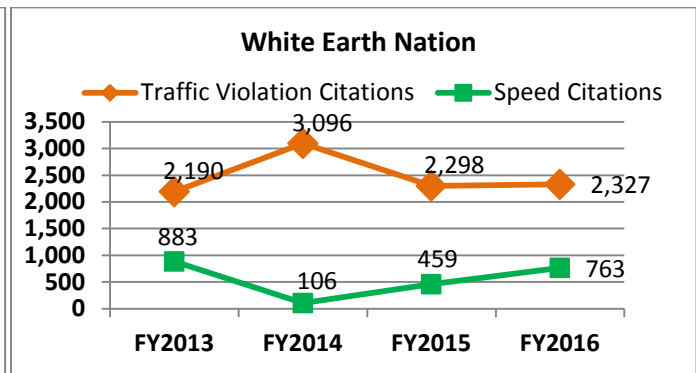
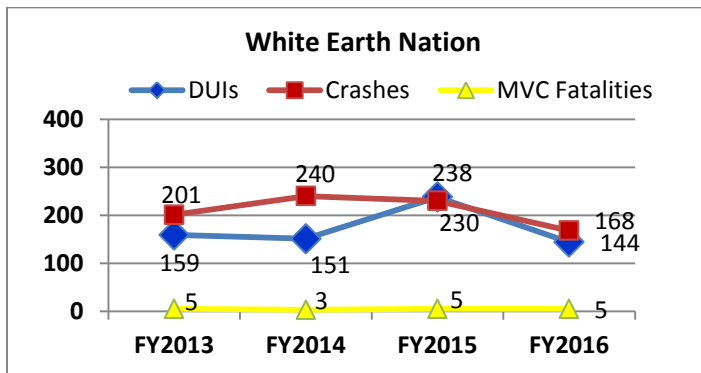
**Tribal BAC Law:** 0.08

**Traffic Statistics Software:** 10

**Land Base:** 837,425 Acres

**Reservation Population:** 21,274

**Road Miles:** 1,408



### PERFORMANCE MEASURES/TARGETS:

- To reduce the number of motor vehicle related fatalities on the White Earth Band of Chippewa Reservation by 60% from the FY2014 number of 5 to 2 by the end of FY2016.

*Total number of motor vehicle crash fatalities in FY16 (Oct 1, 2015– Sept 30, 2016): 5*

- To decrease motor vehicle related crashes by 15% from the FY2014 number of 201 to 170 by the end of FY2016.

*Total number of motor vehicle crashes in FY16: 168*

- To increase the number of DUI arrests by 13% from the FY2014 number of 151 to 170 by the end of FY2016.

*Total number of DUI arrests by Police Department (PD) in 2016: 144*

- To increase the number of traffic citations (excluding speed and DUI) by 13% from the FY2014 number 3,096 of to 3,500 by the end of FY2016.

*Total number of traffic citations by PD in 2016: 2,327*

- To increase the number of speed citations issued by 11% from the FY2014 number of 674 to 750 by the end of FY2016.

*Total number of speed citations issued by PD in 2016: 763*

### SUMMARY:

One of the biggest accomplishments for the White Earth Police Department during FY16 was seatbelt usage rates which increased dramatically. Seatbelt usage rates in FY16 increased by 82% from FY15 63%. The White Earth Police Department assisted in 4 presentations, in FY16, to the public about traffic safety to include the Mahnomen and Waubun School to speak about distracted driving and seatbelt usage. Also spoke to elders about later in life driving and a mentor group about all driving conduct. The White Earth Police Department also helped with a Mock Crash at the Waubun School in April 2016 for prom. This is a yearly event to let kids know and teach them about driving, especially after a long Minnesota winter.

**2016 ACTIVITY REPORT:**

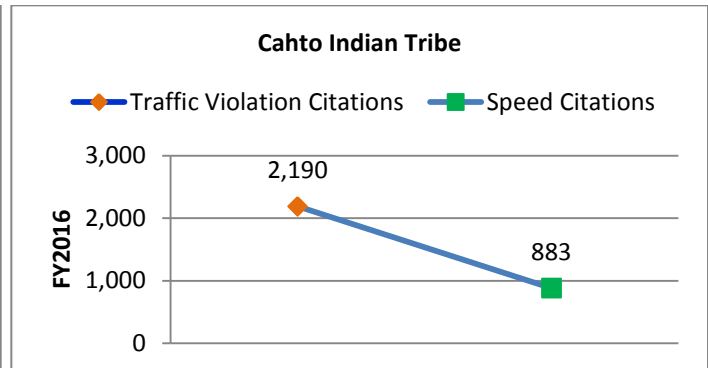
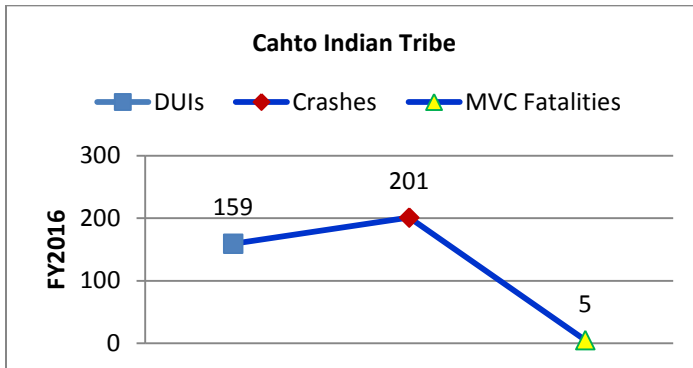
5	Motor vehicle crash (MVC) fatalities
2	Alcohol-related MVC fatalities
4	Speed-related MVC fatalities
1	MVC fatalities involving driver with BAC of 0.08+
0	MVC fatalities with driver < age 20
4	Unrestrained occupant MVC fatalities, all seat positions
0	Motorcyclist fatalities
0	Un-helmeted motorcyclist fatalities
0	Pedestrian fatalities
168	Motor vehicle crashes
101	Injury related MVCs
36	Alcohol-related MVCs
71	Speed-related MVCs
2,327	Traffic citations
N/A	Traffic citations issued by HSO
144	DUI citations
N/A	DUI citations issued by HSO
763	Speed citations
N/A	Speed citations issued by HSO
172	Seat belt citations
25	CPS citations

During FY16, the White Earth Nation Program conducted:

0	Checkpoints
5	Saturation Patrols
N/A	Traffic safety presentations (community/school)

## PT-16-18-06 - Cahto Indian Tribe (California)

<b>Grant Award:</b>	\$9,950.00	<b>Amount Expended:</b>	\$7,301.68
<b>Project funded for:</b>	Overtime	<b>Law Enforcement:</b>	Tribal
<b>Safety Belt Law:</b>	Secondary (Law Passed March 2011)	<b>Tribal BAC Law:</b>	0.08
<b>Traffic Statistics Software:</b>	Report EXEC	<b>Land Base:</b>	202 Acres
<b>Reservation Population:</b>	259	<b>Road Miles:</b>	4



### PERFORMANCE MEASURES/TARGETS:

- Maintain the number of motor vehicle related fatalities on the Cahto Rancheria Reservation at 0 by the end of FY2016.  
*Total number of motor vehicle crash fatalities in FY16 (Oct 1, 2015– Sept 30, 2016): 0*
- To decrease motor vehicle related crashes by 75% from the FY2014 number of 4 to 1 by the end of FY2016.  
*Total number of motor vehicle crashes in FY16: 0*
- To increase the number of DUI arrests by 400% from the FY2014 number of 2 to 10 by the end of FY2016.  
*Total number of DUI arrests by Police Department (PD) in 2016: 3*
- To increase the number of traffic citations (excluding speed and DUI) by 200% from the FY2014 number of 20 to 60 by the end of FY2016.  
*Total number of traffic citations by PD in 2016: 62*
- To increase the number of speed citations issued by 400% from the FY2014 number of 10 to 50 by the end of FY2016.  
*Total number of speed citations issued by PD in 2016: 42*

### SUMMARY:

The achievements attained within the FY2016 were limited yet very important, as they affected the quality of life on the reservation in a positive manner. The numbers of reports of reckless driving were almost a daily issue prior to the beginning stages of obtaining grant funding. The Chief of Police was contractual until April 2016 and limited to 16 hours per week. There were 2 reserve police officers and one 30 hour police officer position. The Chief of Police reclassified them to non-sworn Public Safety Officers due to liability, lack of training and no Field Training Program. PSO's were limited to conducting traffic stops for serious public safety issues. The Chief of Police was the only sworn POST certified trained employee of the PD. The PD was able to provide up to two 4 hour shifts per week to focus on highway/traffic safety issues. It is very rare to have reports of reckless driving and other traffic/highway issues on the reservation.



**2016 ACTIVITY REPORT:**

0	Motor vehicle crash (MVC) fatalities
0	Alcohol-related MVC fatalities
0	Speed-related MVC fatalities
0	MVC fatalities involving driver with BAC of 0.08+
0	MVC fatalities with driver < age 20
0	Unrestrained occupant MVC fatalities, all seat positions
0	Motorcyclist fatalities
0	Un-helmeted motorcyclist fatalities
0	Pedestrian fatalities
0	Motor vehicle crashes
0	Injury related MVCs
0	Alcohol-related MVCs
0	Speed-related MVCs
62	Traffic citations
N/A	Traffic citations issued by HSO
3	DUI citations
N/A	DUI citations issued by HSO
42	Speed citations
N/A	Speed citations issued by HSO
13	Seat belt citations
0	CPS citations

During FY16, the Cahto Indian Tribe Program conducted:

1	Checkpoints
3	Saturation Patrols
N/A	Traffic safety presentations (community/school)

## PT-16-18-07 - Blackfeet Nation (Montana)

**Grant Award:** \$49,649.00

**Amount Expended:** \$0.00

**Project funded for:** Overtime

**Law Enforcement:** Tribal

**Safety Belt Law:** Primary (Law Passed)

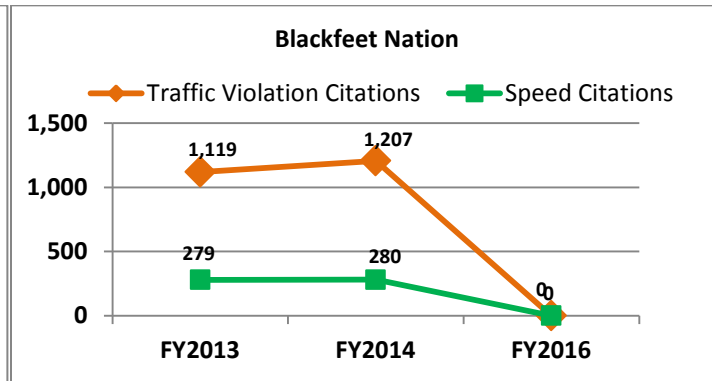
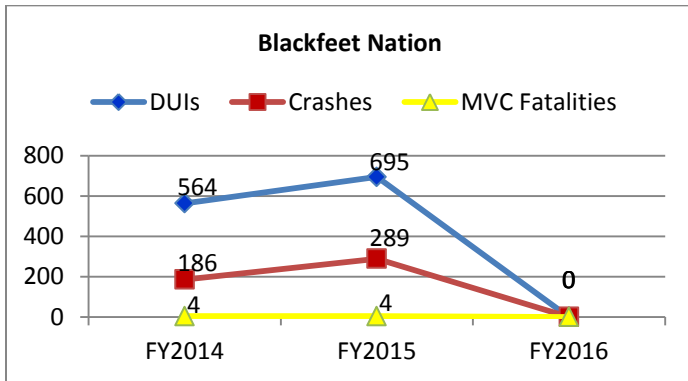
**Tribal BAC Law:** 0.08

**Traffic Statistics Software:**

**Land Base:** 2 Acres

**Reservation Population:** 10,405

**Road Miles:** 1,172



### PERFORMANCE MEASURES/TARGETS:

- To reduce the number of motor vehicle related fatalities on the Blackfeet Reservation by 25% from the FY2014 number of 4 to 3 by the end of FY2016.  
*Total number of motor vehicle crash fatalities in FY16 (Oct 1, 2015– Sept 30, 2016): 0*
- To decrease motor vehicle related crashes by 49% from the FY2014 number of 282 to 143 by the end of FY2016.  
*Total number of motor vehicle crashes in FY16: 0*
- To increase the number of DUI arrests by 28% from the FY2014 number of 564 to 720 by the end of FY2016.  
*Total number of DUI arrests by Police Department (PD) in 2016: 0*
- To increase the number of traffic citations (excluding speed and DUI) by 34% from the FY2014 number of 1,119 to 1,500 by the end of FY2016.  
*Total number of traffic citations by PD in 2016: 0*
- To increase the number of speed citations issued by 79% from the FY2014 number of 279 to 500 by the end of FY2016.  
*Total number of speed citations issued by PD in 2016: 0*

### SUMMARY:

Blackfeet Nation did not provide an Annual Report for FY2016; a letter of Non-Compliance with the Grant Agreement was sent to the tribe.

**2016 ACTIVITY REPORT:**

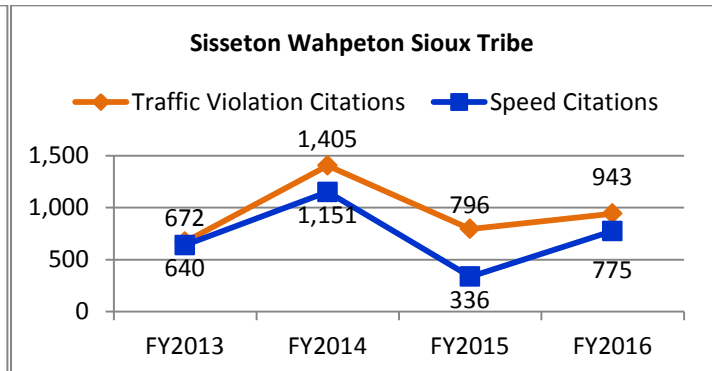
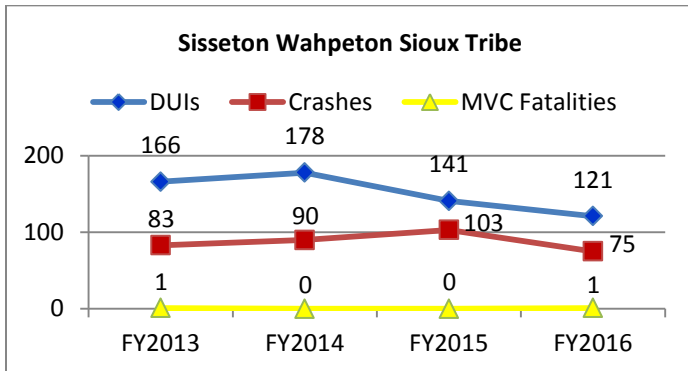
	Motor vehicle crash (MVC) fatalities
	Alcohol-related MVC fatalities
	Speed-related MVC fatalities
	MVC fatalities involving driver with BAC of 0.08+
	MVC fatalities with driver < age 20
	Unrestrained occupant MVC fatalities, all seat positions
	Motorcyclist fatalities
	Un-helmeted motorcyclist fatalities
	Pedestrian fatalities
	Motor vehicle crashes
	Injury related MVCs
	Alcohol-related MVCs
	Speed-related MVCs
	Traffic citations
N/A	Traffic citations issued by HSO
	DUI citations
N/A	DUI citations issued by HSO
	Speed citations
N/A	Speed citations issued by HSO
	Seat belt citations
	CPS citations

During FY16, the Blackfeet Nation Program conducted:

	Checkpoints
	Saturation Patrols
N/A	Traffic safety presentations (community/school)

## PT-16-18-08 - Sisseton Wahpeton Oyate (South Dakota)

<b>Grant Award:</b>	\$41,100.00	<b>Amount Expended:</b>	\$23,231.06
<b>Project funded for:</b>	Overtime	<b>Law Enforcement:</b>	Tribal
<b>Safety Belt Law:</b>	Primary (Law Passed 1994)	<b>Tribal BAC Law:</b>	0.08
<b>Traffic Statistics Software:</b>	None	<b>Land Base:</b>	1,450 Acres
<b>Reservation Population:</b>	9,958	<b>Road Miles:</b>	924



### PERFORMANCE MEASURES/TARGETS:

- To maintain the number of motor vehicle related fatalities on the Sisseton-Wahpeton Reservation at 0 by the end of FY2016.

*Total number of motor vehicle crash fatalities in FY16 (Oct 1, 2015– Sept 30, 2016): 1*

- To decrease motor vehicle related crashes by 10% from the FY2014 number of 90 to 80 by the end of FY2016.

*Total number of motor vehicle crashes in FY16: 75*

- To increase the number of DUI arrests by 7% from the FY2014 number of 178 to 190 by the end of FY2016.

*Total number of DUI arrests by Police Department (PD) in 2016: 121*

- To increase the number of traffic citations (excluding speed and DUI) by 3% from the FY2014 number of 1,405 to 1,450 by the end of FY2016.

*Total number of traffic citations by PD in 2016: 943*

- To increase the number of speed citations issued by 2% from the FY2014 number of 1,151 to 1,175 by the end of FY2016.

*Total number of speed citations issued by PD in 2016: 775*

### SUMMARY:

Sisseton-Wahpeton Police Department performance measure were not achieved because the number of warnings and actual citations numbers in FY14 were added together creating an unrealistic target in the trend analysis. Therefore, the targets were not correct in FY16. In the FY16 grant year Sisseton-Wahpeton Police department had 1 alcohol related motor vehicle fatality with a driver 20 or younger. There were 75 motor vehicle crashes on the reservation of which 11 were injury crashes. The Police Department issued 943 traffic citations and 1,163 written/verbal warnings. There were 121 DUI/DWI/OWI arrests and 775 speed citations issued in FY16. The Sisseton Wahpeton Oyate has a primary safety belt law and issued 60 safety belt citations during the grant year. Although Sisseton is an overtime grant, Tribal Officers provided 2 traffic safety presentations one on May 5, 2016 at Tiospa Zina Tribal School and one on September 30, 2016 at Enemy Swim Day School.

**2016 ACTIVITY REPORT:**

1	Motor vehicle crash (MVC) fatalities
1	Alcohol-related MVC fatalities
0	Speed-related MVC fatalities
0	MVC fatalities involving driver with BAC of 0.08+
1	MVC fatalities with driver < age 20
0	Unrestrained occupant MVC fatalities, all seat positions
0	Motorcyclist fatalities
0	Un-helmeted motorcyclist fatalities
0	Pedestrian fatalities
75	Motor vehicle crashes
11	Injury related MVCs
0	Alcohol-related MVCs
0	Speed-related MVCs
943	Traffic citations
N/A	Traffic citations issued by HSO
121	DUI citations
N/A	DUI citations issued by HSO
775	Speed citations
N/A	Speed citations issued by HSO
60	Seat belt citations
0	CPS citations

During FY16, the Sisseton Wahpeton Oyate Program conducted:

10	Checkpoints
5	Saturation Patrols
N/A	Traffic safety presentations (community/school)

## PT-16-18-09 - Pueblo of Santa Clara (New Mexico)

**Grant Award:** \$121,300.00

**Amount Expended:** \$76,628.52

**Project funded for:** Overtime

**Law Enforcement:** Tribal

**Safety Belt Law:** Primary (Law Passed March 2008)

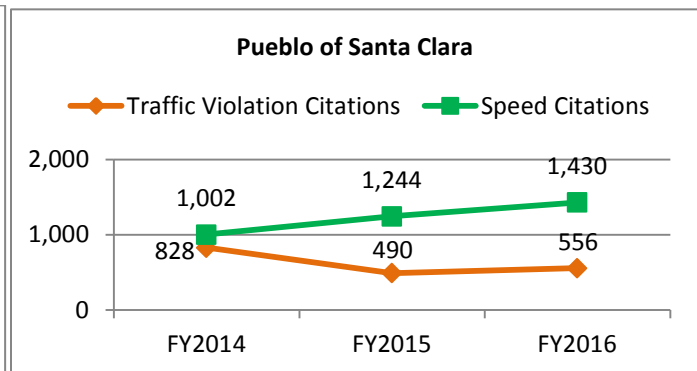
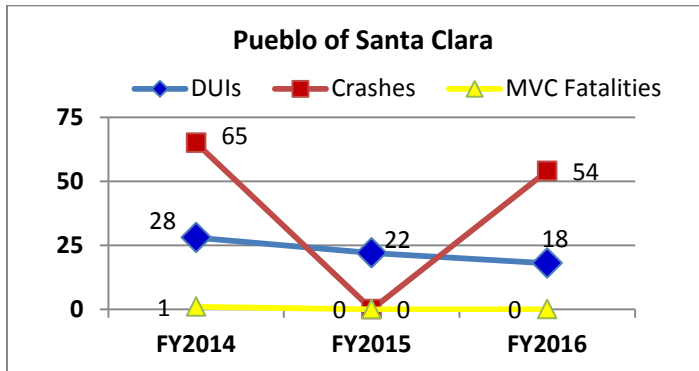
**Tribal BAC Law:** 0.08

**Traffic Statistics Software:** Sleuth

**Land Base:** 56,000 Acres

**Reservation Population:** 11,417

**Road Miles:** 178



### PERFORMANCE MEASURES/TARGETS:

1. To reduce the number of motor vehicle related fatalities on the Santa Clara Reservation by 100% from the FY2014 number of 1 to 0 by the end of FY2016.

*Total number of motor vehicle crash fatalities in FY16 (Oct 1, 2015– Sept 30, 2016): 0*

2. To decrease motor vehicle related crashes by 10% from the FY2014 number of 65 to 58 by the end of FY2016.

*Total number of motor vehicle crashes in FY16: 54*

3. To increase the number of DUI arrests by 10% from the FY2014 number of 28 to 31 by the end of FY2016.

*Total number of DUI arrests by Police Department (PD) in 2016: 18*

4. To increase the number of traffic citations (excluding speed and DUI) by 20% from the FY2014 number of 828 to 993 by the end of FY2016.

*Total number of traffic citations by PD in 2016: 556*

5. To increase the number of speed citations issued by 20% from the FY2014 number of 1,002 to 1,200 by the end of FY2016.

*Total number of speed citations issued by PD in 2016: 1,430*

### SUMMARY:

Santa Clara Tribal Police Department has a successful Indian Highway Safety Program. During FY16, Chief Roger Naranjo, Office Manager Belva Shields, and Lieutenant M. Freddie Trujillo attended Grant Writing and Project Management Training in Albuquerque. They also attended the LifeSavers conference in Long Beach. The conference and training attendance and materials provided with the knowledge and tools necessary to administer the Indian Highway Safety Grant. Training was excellent training. Training attendance provided us with the opportunity to collaborate with other professionals who work with Indian Highway. The department also certified two Officers as Key Operators, and obtained an IR8000 for our office. Santa Clara Tribal Police is also part of Rio Arriba DWI Planning Council, Joint Task Force. Where we have participated in many traffic safety events related to Indian Highway Safety Program. Our Department also received an award for Excellence and Lieutenant Trujillo received a Certificate of Excellence from the DWI Planning Council. Santa Clara Indian Highway Safety Program also surpassed the

expectation in speed citations and total issued citations for FY16.

**2016 ACTIVITY REPORT:**

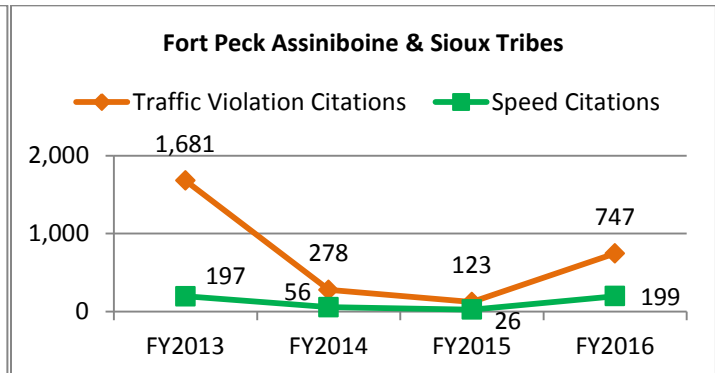
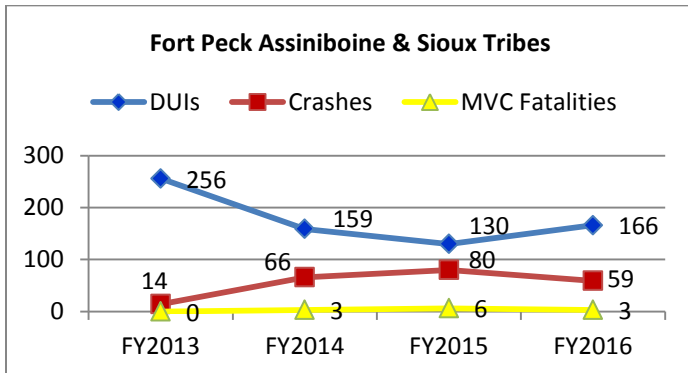
0	Motor vehicle crash (MVC) fatalities
0	Alcohol-related MVC fatalities
0	Speed-related MVC fatalities
0	MVC fatalities involving driver with BAC of 0.08+
0	MVC fatalities with driver < age 20
0	Unrestrained occupant MVC fatalities, all seat positions
0	Motorcyclist fatalities
0	Un-helmeted motorcyclist fatalities
0	Pedestrian fatalities
54	Motor vehicle crashes
0	Injury related MVCs
1	Alcohol-related MVCs
0	Speed-related MVCs
556	Traffic citations
N/A	Traffic citations issued by HSO
18	DUI citations
N/A	DUI citations issued by HSO
1,430	Speed citations
N/A	Speed citations issued by HSO
36	Seat belt citations
0	CPS citations

During FY16, the Pueblo of Santa Clara Program conducted:

1	Checkpoints
278	Saturation Patrols
N/A	Traffic safety presentations (community/school)

## PT-16-18-10 - Fort Peck Assiniboine & Sioux Tribes (Montana)

<b>Grant Award:</b>	\$70,180.00	<b>Amount Expended:</b>	\$421.86
<b>Project funded for:</b>	Overtime	<b>Law Enforcement:</b>	Tribal
<b>Safety Belt Law:</b>	Secondary (Law Passed February 1992)	<b>Tribal BAC Law:</b>	0.08
<b>Traffic Statistics Software:</b>	None	<b>Land Base:</b>	926,000 Acres
<b>Reservation Population:</b>	10,321	<b>Road Miles:</b>	801



### **PERFORMANCE MEASURES/TARGETS:**

1. To maintain the number of motor vehicle related fatalities on the Fort Peck Reservation by the FY2014 number of 2 by the end of FY2016.

*Total number of motor vehicle crash fatalities in FY16 (Oct 1, 2015– Sept 30, 2016): 3*

2. To decrease motor vehicle related crashes by 10% from the FY2014 number of 66 to 60 by the end of FY2016.

*Total number of motor vehicle crashes in FY16: 59*

3. To increase the number of DUI arrests by 26% from the FY2014 number of 159 to 200 by the end of FY2016.

*Total number of DUI arrests by Police Department (PD) in 2016: 166*

4. To increase the number of traffic citations (excluding speed and DUI) by 12% from the FY2014 number of 493 to 550 by the end of FY2016.

*Total number of traffic citations by PD in 2016: 747*

5. To increase the number of speed citations issued by 79% from the FY2014 number of 56 to 100 by the end of FY2016.

*Total number of speed citations issued by PD in 2016: 199*

### **SUMMARY:**



**2016 ACTIVITY REPORT:**

3	Motor vehicle crash (MVC) fatalities
0	Alcohol-related MVC fatalities
0	Speed-related MVC fatalities
0	MVC fatalities involving driver with BAC of 0.08+
0	MVC fatalities with driver < age 20
0	Unrestrained occupant MVC fatalities, all seat positions
0	Motorcyclist fatalities
0	Un-helmeted motorcyclist fatalities
1	Pedestrian fatalities
59	Motor vehicle crashes
5	Injury related MVCs
4	Alcohol-related MVCs
2	Speed-related MVCs
747	Traffic citations
N/A	Traffic citations issued by HSO
166	DUI citations
N/A	DUI citations issued by HSO
199	Speed citations
N/A	Speed citations issued by HSO
12	Seat belt citations
6	CPS citations

During FY16, the Fort Peck Assiniboine & Sioux Tribes Program conducted:

34	Checkpoints
0	Saturation Patrols
N/A	Traffic safety presentations (community/school)

## PT-16-18-11 - Lac Courte Oreilles (Wisconsin)

**Grant Award:** \$50,000.00

**Amount Expended:** \$13,154.81

**Project funded for:** Overtime

**Law Enforcement:** Tribal

**Safety Belt Law:** Primary (Law Passed July 2009)

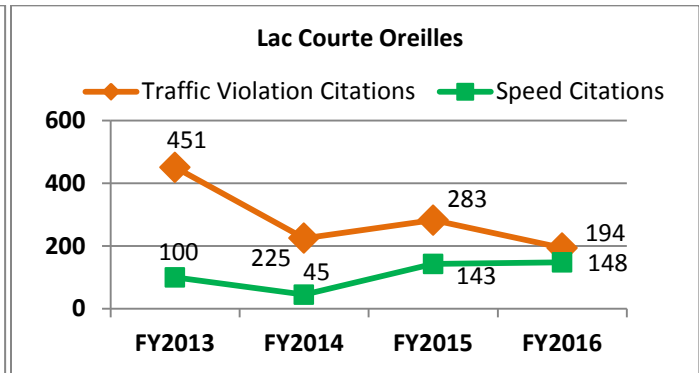
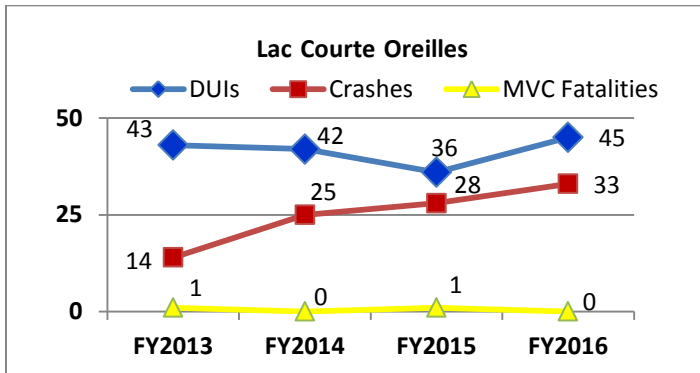
**Tribal BAC Law:** 0.08

**Traffic Statistics Software:** Visions

**Land Base:** 77,000 Acres

**Reservation Population:** 3,100

**Road Miles:** 319



### PERFORMANCE MEASURES/TARGETS:

- To maintain the number of motor vehicle related fatalities on the Lac Courte Oreilles Reservation by the FY2014 number of 0 by the end of FY2016.

*Total number of motor vehicle crash fatalities in FY16 (Oct 1, 2015– Sept 30, 2016): 0*

- To decrease motor vehicle related crashes by 20% from the FY2014 number of 25 to 20 by the end of FY2016.

*Total number of motor vehicle crashes in FY16: 33*

- To increase the number of DUI arrests by 19% from the FY2014 number of 42 to 50 by the end of FY2016.

*Total number of DUI arrests by Police Department (PD) in 2016: 45*

- To increase the number of traffic citations (excluding speed and DUI) by 25% from the FY2014 number of 45 to 52 by the end of FY2016.

*Total number of traffic citations by PD in 2016: 194*

- To increase the number of speed citations issued by 25% from the FY2014 number of 138 to 175 by the end of FY2016.

*Total number of speed citations issued by PD in 2016: 148*

### SUMMARY:

The Lac Courte Oreilles Tribal Police Department lost a few officers throughout the year due to resignations, extended medical leave and administrative leave. At the time the grant was written we had 12 officers on the force and are now down to 6 active officers. The Police Department may have achieved the grant targets they had a full police force. Aside from that with the active Officer the grant program participated in all 3 mobilizations, had 45 DUI/DWI/OWI arrests with 18 convictions with 20 cases still pending conviction. Officers issued 194 traffic citations, 148 speed citations, 503 written and verbal warnings, 5 safety belt citations, and 8 CPS citations. Officer's also conducted 33 saturation patrols.

**2016 ACTIVITY REPORT:**

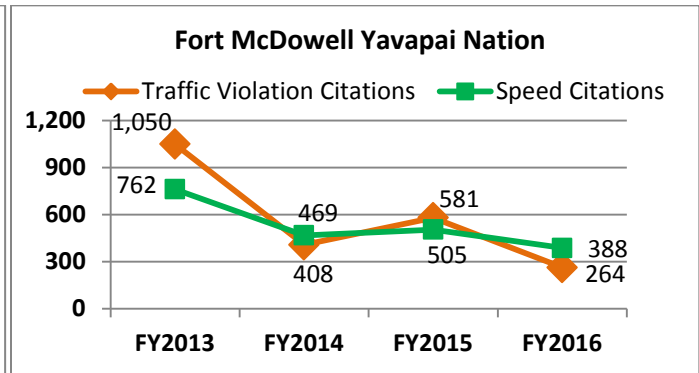
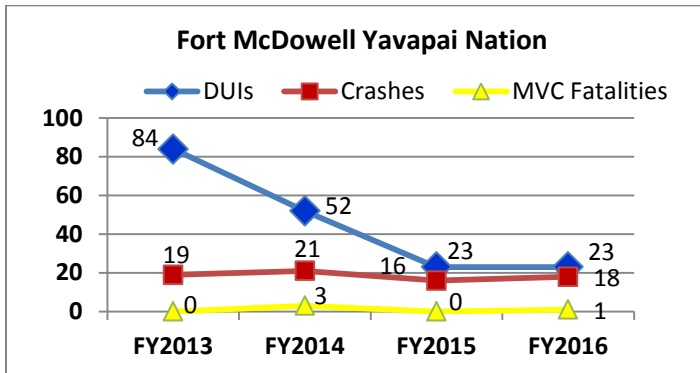
0	Motor vehicle crash (MVC) fatalities
0	Alcohol-related MVC fatalities
0	Speed-related MVC fatalities
0	MVC fatalities involving driver with BAC of 0.08+
0	MVC fatalities with driver < age 20
0	Unrestrained occupant MVC fatalities, all seat positions
0	Motorcyclist fatalities
0	Un-helmeted motorcyclist fatalities
0	Pedestrian fatalities
33	Motor vehicle crashes
8	Injury related MVCs
1	Alcohol-related MVCs
1	Speed-related MVCs
194	Traffic citations
N/A	Traffic citations issued by HSO
45	DUI citations
N/A	DUI citations issued by HSO
148	Speed citations
N/A	Speed citations issued by HSO
5	Seat belt citations
8	CPS citations

During FY16, the Lac Courte Oreilles Program conducted:

0	Checkpoints
33	Saturation Patrols
N/A	Traffic safety presentations (community/school)

## PT-16-18-12 - Fort McDowell Yavapai Nation (Arizona)

<b>Grant Award:</b>	\$159,600.00	<b>Amount Expended:</b>	\$65,694.92
<b>Project funded for:</b>	Overtime	<b>Law Enforcement:</b>	Tribal
<b>Safety Belt Law:</b>	Primary (Law Passed June 1997)	<b>Tribal BAC Law:</b>	0.08
<b>Traffic Statistics Software:</b>	Sleuth	<b>Land Base:</b>	24,680 Acres
<b>Reservation Population:</b>	25,000	<b>Road Miles:</b>	24,680



### PERFORMANCE MEASURES/TARGETS:

- To reduce the number of motor vehicle related fatalities on the Fort McDowell Reservation by 100% from the FY2014 number of 1 to 0 by the end of FY2016.  
*Total number of motor vehicle crash fatalities in FY16 (Oct 1, 2015– Sept 30, 2016): 1*
- To decrease motor vehicle related crashes by 31% from the FY2014 number of 29 to 20 by the end of FY2016.  
*Total number of motor vehicle crashes in FY16: 18*
- To increase the number of DUI arrests by 25% from the FY2014 number of 40 to 50 by the end of FY2016.  
*Total number of DUI arrests by Police Department (PD) in 2016: 23*
- To increase the number of traffic citations (excluding speed and DUI) by 5% from the FY2014 number of 1050 to 1100 by the end of FY2016.  
*Total number of traffic citations by PD in 2016: 264*
- To increase the number of speed citations issued by 13% from the FY2014 number of 530 to 600 by the end of FY2016.  
*Total number of speed citations issued by PD in 2016: 338*

### SUMMARY:

The Fort McDowell Yavapai Nation's Police Department's Project Coordinator and Tribal Grant Employee both attended the FY16 Project Management Training in November. They learned about new and current requirements, along with time lines for paperwork submissions and overall Indian Highway Safety Grant management and administration. They also received guidance for the FYI 7 Grant submission. During the grant year, two Officers attend Lifesavers Conference in Long Beach. They networked and attended session finding out how other state/tribal departments are handling traffic situations, drug problems and other nationwide law enforcement and traffic issues. The Fort McDowell Yavapai Nation's grant highlights for this year included the Police Department's participation in all three mandatory mobilizations. The mobilizations we conducted extra mobilizations around holidays in an effort to keep our roadways safe from impaired and distracted drivers. Although Fort McDowell Yavapai Nation is an overtime grant the Police officers conducted safety presentations over the summer to children, Kindergarten to 7th grade, and

talking to them about traffic safety, the importance of wearing seat belts and riding in child passenger safety seat. Older kids were informed about obtaining drivers licenses and requirements, and the consequences of violating traffic laws and what could happen in an auto accident. In September, officers manned booths handing out literature on child safety seats, DUI and Distracted Driving at Nation's National Night Out event. In April, officers participated in the Nation's Child Abuse Prevention Month and Baby Shower event handing out information on Child Passenger Safety Seats. They informed parents and parents to be, along with grandparents and others interested in learning the proper installation of child passenger safety seats and proper fitting for a child.

Despite the personnel shortage the Police Department does their best to safely staff the reservation roadways enforcing traffic safety and enforcement. The Fort McDowell Yavapai Nation would not be able to staff and manage these safety efforts without the funding and support of the IHSP personnel. Their assistance and guidance have always been positive and helpful. Additionally, the support of the Fort McDowell Tribal Council, Tribal Community and Police Chief, were all critical in our overall success.

**2016 ACTIVITY REPORT:**

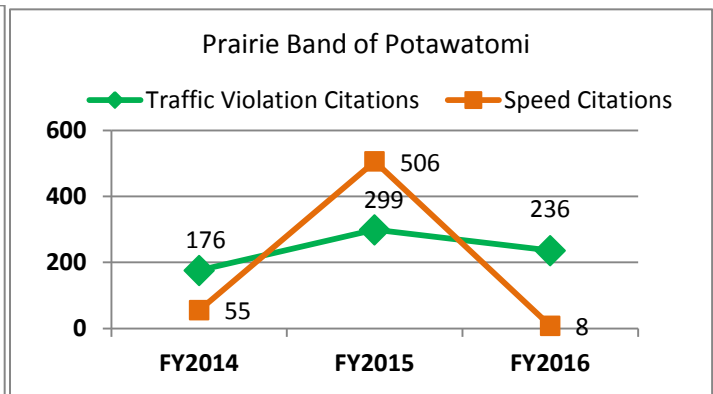
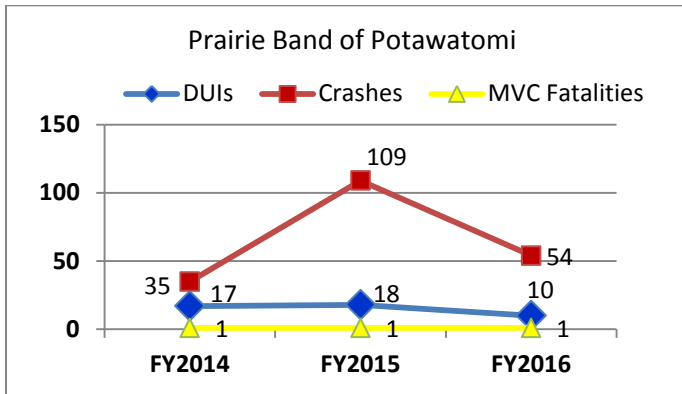
1	Motor vehicle crash (MVC) fatalities
1	Alcohol-related MVC fatalities
1	Speed-related MVC fatalities
0	MVC fatalities involving driver with BAC of 0.08+
0	MVC fatalities with driver < age 20
0	Unrestrained occupant MVC fatalities, all seat positions
0	Motorcyclist fatalities
0	Un-helmeted motorcyclist fatalities
0	Pedestrian fatalities
18	Motor vehicle crashes
8	Injury related MVCs
4	Alcohol-related MVCs
4	Speed-related MVCs
264	Traffic citations
N/A	Traffic citations issued by HSO
23	DUI citations
N/A	DUI citations issued by HSO
338	Speed citations
N/A	Speed citations issued by HSO
39	Seat belt citations
2	CPS citations

During FY16, the Fort McDowell Yavapai Nation Program conducted:

1	Checkpoints
66	Saturation Patrols
N/A	Traffic safety presentations (community/school)

## PT-16-18-13 - Prarie Band Potawatomi Nation (Kansas)

<b>Grant Award:</b>	\$51,300.00	<b>Amount Expended:</b>	\$2,207.21
<b>Project funded for:</b>	Overtime	<b>Law Enforcement:</b>	Tribal
<b>Safety Belt Law:</b>	Secondary (Law Passed January 2000)	<b>Tribal BAC Law:</b>	0.08
<b>Traffic Statistics Software:</b>	Digiticket	<b>Land Base:</b>	77,357 Acres
<b>Reservation Population:</b>	2,204	<b>Road Miles:</b>	242



### PERFORMANCE MEASURES/TARGETS:

- To reduce the number of motor vehicle related fatalities on the Potawatomi Reservation by 100% from the FY2014 number of 1 to 0 by the end of FY2016.

*Total number of motor vehicle crash fatalities in FY16 (Oct 1, 2015– Sept 30, 2016): 1*

- To decrease motor vehicle related crashes by 20% from the FY2014 number of 35 to 28 by the end of FY2016.

*Total number of motor vehicle crashes in FY16: 54*

- To increase the number of DUI arrests by 29% from the FY2014 number of 17 to 22 by the end of FY2016.

*Total number of DUI arrests by Police Department (PD) in 2016: 10*

- To increase the number of traffic citations (excluding speed and DUI) by 25% from the FY2014 number of 176 to 220 by the end of FY2016.

*Total number of traffic citations by PD in 2016: 236*

- To increase the number of speed citations issued by 49% from the FY2014 number of 55 to 82 by the end of FY2016.

*Total number of speed citations issued by PD in 2016: 8*

### SUMMARY:

The Indian Highway Safety Grant gave the department the ability to send an officer to Advanced Collision Investigations, which helped the department increase its ability to investigate motor vehicle collisions, injury, non-injury fatalities..

**2016 ACTIVITY REPORT:**

1	Motor vehicle crash (MVC) fatalities
0	Alcohol-related MVC fatalities
0	Speed-related MVC fatalities
0	MVC fatalities involving driver with BAC of 0.08+
2	MVC fatalities with driver < age 20
0	Unrestrained occupant MVC fatalities, all seat positions
0	Motorcyclist fatalities
0	Un-helmeted motorcyclist fatalities
0	Pedestrian fatalities
54	Motor vehicle crashes
5	Injury related MVCs
1	Alcohol-related MVCs
0	Speed-related MVCs
236	Traffic citations
N/A	Traffic citations issued by HSO
10	DUI citations
N/A	DUI citations issued by HSO
8	Speed citations
N/A	Speed citations issued by HSO
6	Seat belt citations
0	CPS citations

During FY16, the Prairie Band Potawatomi Nation Program conducted:

0	Checkpoints
0	Saturation Patrols
N/A	Traffic safety presentations (community/school)

## PT-16-18-14 - Southern Ute Indian Tribe (Colorado)

**Grant Award:** \$104,000.00

**Amount Expended:** \$3,816.51

**Project funded for:** Overtime

**Law Enforcement:** Tribal

**Safety Belt Law:** Secondary (Law Passed)

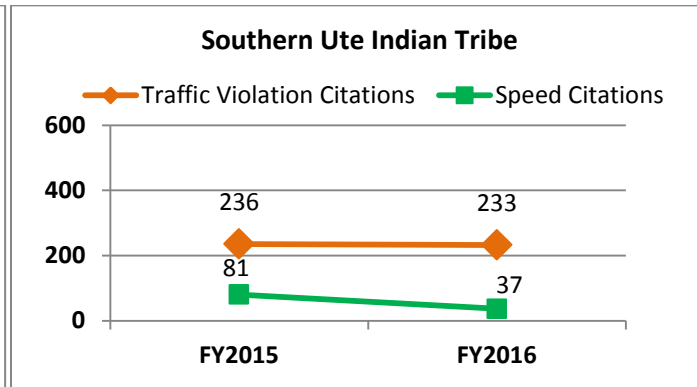
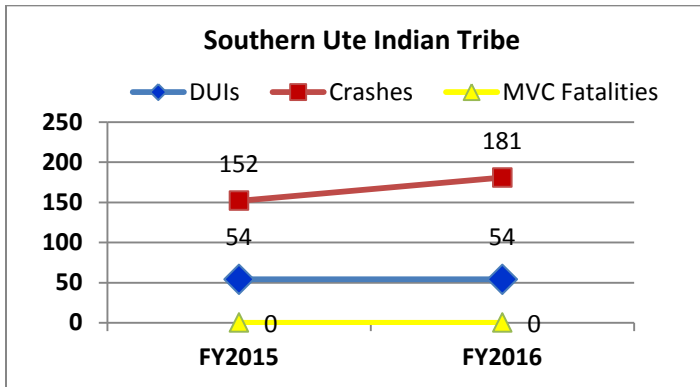
**Tribal BAC Law:** 0.08

**Traffic Statistics Software:** Spillman

**Land Base:** 670,000 Acres

**Reservation Population:** 12,153

**Road Miles:** 716



### PERFORMANCE MEASURES/TARGETS:

- To maintain the number of motor vehicle related fatalities on the Southern Ute Reservation by the FY2014 number of 1 by the end of FY2016.

*Total number of motor vehicle crash fatalities in FY16 (Oct 1, 2015– Sept 30, 2016): 0*

- To decrease motor vehicle related crashes by 10% from the FY2014 number of 187 to 168 by the end of FY2016.

*Total number of motor vehicle crashes in FY16: 181*

- To increase the number of DUI arrests by 100% from the FY2014 number of 41 to 82 by the end of FY2016.

*Total number of DUI arrests by Police Department (PD) in 2016: 54*

- To increase the number of traffic citations (excluding speed and DUI) by 10% from the FY2014 number of 239 to 263 by the end of FY2016.

*Total number of traffic citations by PD in 2016: 233*

- To increase the number of speed citations issued by 100% from the FY2014 number of 100 to 200 by the end of FY2016.

*Total number of speed citations issued by PD in 2016: 37*

### SUMMARY:

SUPD personnel attended both Lifesavers Conference and FY2016 Program Management Training



**2016 ACTIVITY REPORT:**

0	Motor vehicle crash (MVC) fatalities
0	Alcohol-related MVC fatalities
0	Speed-related MVC fatalities
0	MVC fatalities involving driver with BAC of 0.08+
0	MVC fatalities with driver < age 20
0	Unrestrained occupant MVC fatalities, all seat positions
0	Motorcyclist fatalities
0	Un-helmeted motorcyclist fatalities
0	Pedestrian fatalities
181	Motor vehicle crashes
25	Injury related MVCs
12	Alcohol-related MVCs
5	Speed-related MVCs
233	Traffic citations
N/A	Traffic citations issued by HSO
54	DUI citations
N/A	DUI citations issued by HSO
37	Speed citations
N/A	Speed citations issued by HSO
6	Seat belt citations
0	CPS citations

During FY16, the Southern Ute Indian Tribe Program conducted:

0	Checkpoints
0	Saturation Patrols
N/A	Traffic safety presentations (community/school)

## PT-16-18-15 - Hualapai Tribe (Arizona)

**Grant Award:** \$71,500.00

**Amount Expended:** \$5,312.50

**Project funded for:** Overtime

**Law Enforcement:** Tribal

**Safety Belt Law:** Secondary (Law Passed)

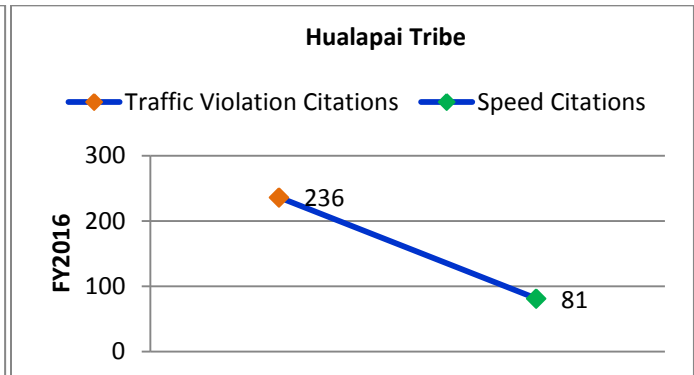
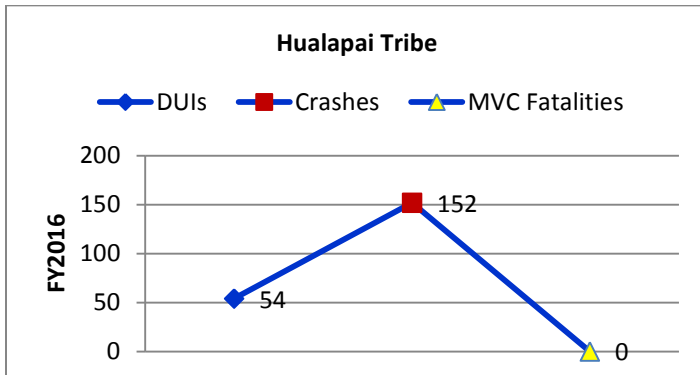
**Tribal BAC Law:** 0.08

**Traffic Statistics Software:** Spillman

**Land Base:** 1,000,431 Acres

**Reservation Population:** 2,238

**Road Miles:** 459



### PERFORMANCE MEASURES/TARGETS:

- To reduce the number of motor vehicle related fatalities on the Hualapai Reservation by 100% from the FY2014 number of 1 to 0 by the end of FY2016.

*Total number of motor vehicle crash fatalities in FY16 (Oct 1, 2015– Sept 30, 2016): 0*

- To decrease motor vehicle related crashes by 13% from the FY2014 number of 75 to 65 by the end of FY2016.

*Total number of motor vehicle crashes in FY16: 118*

- To increase the number of DUI arrests by 24% from the FY2014 number of 93 to 115 by the end of FY2016.

*Total number of DUI arrests by Police Department (PD) in 2016: 70                      By the HSO: N/A*

- To increase the number of traffic citations (excluding speed and DUI) by 25% from the FY2014 number of 188 to 235 by the end of FY2016.

*Total number of traffic citations by PD in 2016: 428    By the HSO: N/A*

- To increase the number of speed citations issued by 25% from the FY2014 number of 754 to 942 by the end of FY2016.

*Total number of speed citations issued by PD in 2016: 1698                                      By the HSO: N/A*

### SUMMARY:

The greatest achievement from the Indian Highway Safety Grant was keeping fatal vehicle collisions at zero. The Police Department also utilized the BAT Mobile, participated in all 3 mobilizations, and conducted 6 checkpoints and 4 saturation patrols during the grant year.

**2016 ACTIVITY REPORT:**

0	Motor vehicle crash (MVC) fatalities
0	Alcohol-related MVC fatalities
0	Speed-related MVC fatalities
0	MVC fatalities involving driver with BAC of 0.08+
0	MVC fatalities with driver < age 20
0	Unrestrained occupant MVC fatalities, all seat positions
0	Motorcyclist fatalities
0	Un-helmeted motorcyclist fatalities
0	Pedestrian fatalities
118	Motor vehicle crashes
14	Injury related MVCs
7	Alcohol-related MVCs
13	Speed-related MVCs
428	Traffic citations
N/A	Traffic citations issued by HSO
70	DUI citations
N/A	DUI citations issued by HSO
1698	Speed citations
N/A	Speed citations issued by HSO
32	Seat belt citations
8	CPS citations

During FY16, the Hualapai Tribe Program conducted:

6	Checkpoints
4	Saturation Patrols
N/A	Traffic safety presentations (community/school)

## PT-16-18-17 - Mille Lacs Band of Ojibwe (Minnesota)

**Grant Award:** \$37,700.00

**Amount Expended:** \$1,059.96

**Project funded for:** Overtime

**Law Enforcement:** Tribal

**Safety Belt Law:** (Law Passed)

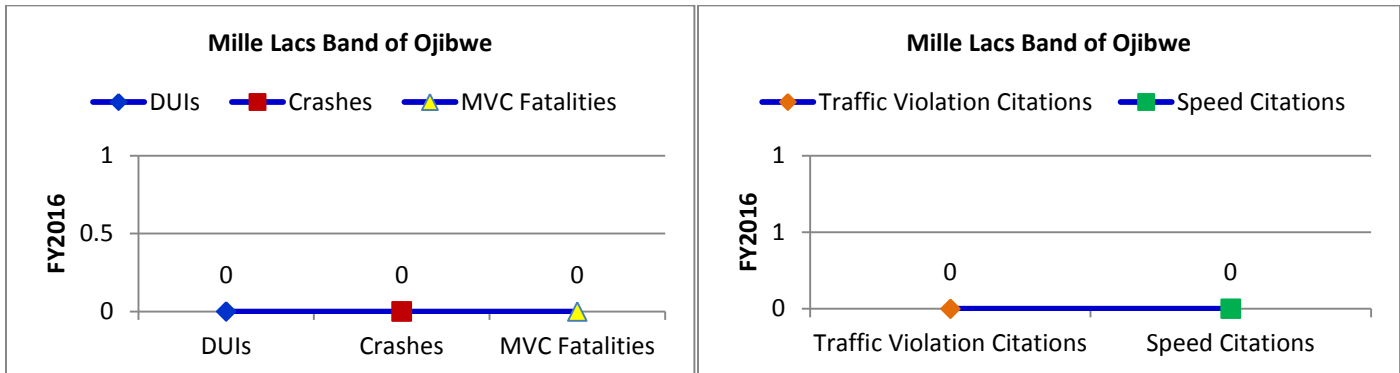
**Tribal BAC Law:**

**Traffic Statistics Software:**

**Land Base:** 61,000 Acres

**Reservation Population:** 4,545

**Road Miles:** 475



### PERFORMANCE MEASURES/TARGETS:

- To maintain the number of motor vehicle related fatalities on the Mille Lacs Reservation by the FY2014 number of 0 by the end of FY2016.

*Total number of motor vehicle crash fatalities in FY16 (Oct 1, 2015– Sept 30, 2016): 0*

- To maintain motor vehicle related crashes from the FY2014 number of 0 by the end of FY2016.

*Total number of motor vehicle crashes in FY16: 0*

- To increase the number of DUI arrests by 700% from the FY2014 number of 3 to 24 by the end of FY2016.

*Total number of DUI arrests by Police Department (PD) in 2016: 0*

- To increase the number of traffic citations (excluding speed and DUI) by 388% from the FY2014 number of 50 to 244 by the end of FY2016.

*Total number of traffic citations by PD in 2016: 0*

- To increase the number of speed citations issued by 597% from the FY2014 number of 35 to 244 by the end of FY2016.

*Total number of speed citations issued by PD in 2016: 0*

### SUMMARY:

Mille Lacs Band of Ojibwe did not provide an Annual Report for FY2016; a letter of Non-Compliance with the Grant Agreement was sent to the tribe.

**2016 ACTIVITY REPORT:**

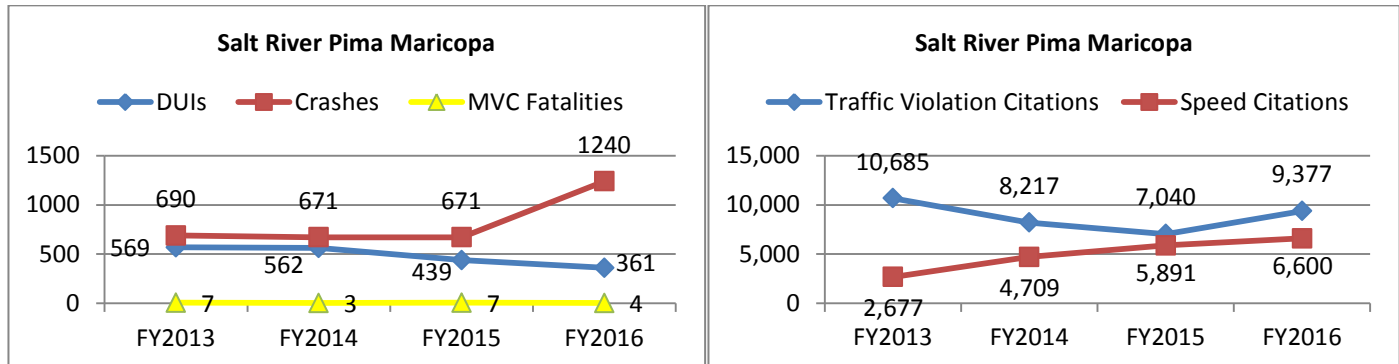
	Motor vehicle crash (MVC) fatalities
	Alcohol-related MVC fatalities
	Speed-related MVC fatalities
	MVC fatalities involving driver with BAC of 0.08+
	MVC fatalities with driver < age 20
	Unrestrained occupant MVC fatalities, all seat positions
	Motorcyclist fatalities
	Un-helmeted motorcyclist fatalities
	Pedestrian fatalities
	Motor vehicle crashes
	Injury related MVCs
	Alcohol-related MVCs
	Speed-related MVCs
	Traffic citations
N/A	Traffic citations issued by HSO
	DUI citations
N/A	DUI citations issued by HSO
	Speed citations
N/A	Speed citations issued by HSO
	Seat belt citations
	CPS citations

During FY16, the Mille Lacs Band of Ojibwe Program conducted:

	Checkpoints
	Saturation Patrols
N/A	Traffic safety presentations (community/school)

## PT-16-18-18 - Salt River Pima-Maricopa Indian Community (Arizona)

<b>Grant Award:</b>	\$109,300.00	<b>Amount Expended:</b>	\$108,816.23
<b>Project funded for:</b>	Overtime	<b>Law Enforcement:</b>	Tribal
<b>Safety Belt Law:</b>	Primary (Law Passed January 2017)	<b>Tribal BAC Law:</b>	0.08
<b>Traffic Statistics Software:</b>	New World Mobile	<b>Land Base:</b>	56,200 Acres
<b>Reservation Population:</b>	11,000	<b>Road Miles:</b>	195



### PERFORMANCE MEASURES/TARGETS:

- To reduce the number of motor vehicle related fatalities on the Salt River Reservation by 33% from the FY2014 number of 3 to 2 by the end of FY2016.  
*Total number of motor vehicle crash fatalities in FY16 (Oct 1, 2015– Sept 30, 2016): 4*
- To decrease motor vehicle related crashes by 10% from the FY2014 number of 671 to 604 by the end of FY2016.  
*Total number of motor vehicle crashes in FY16: 1,240*
- To increase the number of DUI arrests by 10% from the FY2014 number of 562 to 618 by the end of FY2016.  
*Total number of DUI arrests by Police Department (PD) in 2016: 361*
- To increase the number of traffic citations (excluding speed and DUI) by 10% from the FY2014 number of 7,947 to 8,742 by the end of FY2016.  
*Total number of traffic citations by PD in 2016: 9,377*
- To increase the number of speed citations issued by 10% from the FY2014 number of 4,709 to 5,180 by the end of FY2016.  
*Total number of speed citations issued by PD in 2016: 6,600*

### SUMMARY:

During the grant year SRPD conducted 16,338 traffic stops and identified 361 total DUI violators who were arrested. Unfortunately even with an increase of nearly 3,000 traffic stops during FY16 compared to FY15 collisions drastically increased by 68% and DUI arrests were down by 18%. Upon the conclusion of this project SRPD hopes the collision statistics are not a trend, but an uncommon circumstance caused due to roadway and commercial construction impacting highly traveled roadways. DUI statistics may be due to strict enforcement translating to behavior change or awareness when it comes to driving impaired and overall achieves a strong coalition with the Salt River Community members with local messaging. May 2016 Salt River Pima-Maricopa Indian Community enacted a new traffic ordinance of "No Texting While Driving", which is a primary violation. SRPD conducted a Speed Enforcement detail in April 2016 saturating the roadways with Officers seeking out speed violations. SRPD participated in eleven ( 11) DUI Task Forces to include; Halloween, East Valley Holiday, Barrett Jackson Auto Auction, Phoenix Open Waste

Management Golf Tournament, Super Bowl, St. Patrick's Day, Cinco de Mayo, Memorial Day, Independence Day, Drive Sober or Get Pulled Over, and Labor Day. SRPD also participated in Traffic demonstrations and education events to include Rancho Solano High School Public Safety Fair, Arizona State Fair Public Safety Days, Statewide DUI Task Force Kickoff Press Conference at the Arizona State Capitol, and FY16 SRPD Citizen's Police Academy. SRPD's total statistic numbers of the various target areas were as follows: DUI arrests down to 361 in FY2016 from 439 in FY2015. Total Speed violations were up with 6,600 in FY2016 from 5,891 in FY2015. Total Collisions up to 1,240 in FY2016 from 740 in FY2015. SRPD was successful in increasing 6,600 speeding violators which is up 709 from last year. Speeding was targeted through an increased combination of education and enforcement. We hope the increased vigilance will continue into the future and transcend the public behavior and outlook on speeding. SRPD continued DUI enforcement during task forces and sustained enforcement weekends, but observed a decrease in impaired drivers, but an increase in alcohol related crashes. Unfortunately even with the increased detection of speed violators and a decrease in DUI arrests we experienced a dramatic increase in collisions. On December 22, 2015, SRPD was host to the East Valley DUI Task Force "Command Post" within Salt River Community at Salt River Fields.

**2016 ACTIVITY REPORT:**

4	Motor vehicle crash (MVC) fatalities
0	Alcohol-related MVC fatalities
1	Speed-related MVC fatalities
0	MVC fatalities involving driver with BAC of 0.08+
0	MVC fatalities with driver < age 20
0	Unrestrained occupant MVC fatalities, all seat positions
0	Motorcyclist fatalities
0	Un-helmeted motorcyclist fatalities
2	Pedestrian fatalities
1,240	Motor vehicle crashes
507	Injury related MVCs
19	Alcohol-related MVCs
61	Speed-related MVCs
9,377	Traffic citations
N/A	Traffic citations issued by HSO
361	DUI citations
N/A	DUI citations issued by HSO
6,600	Speed citations
N/A	Speed citations issued by HSO
149	Seat belt citations
25	CPS citations

During FY16, the Salt River Pima-Maricopa Indian Community Program conducted:

0	Checkpoints
70	Saturation Patrols
N/A	Traffic safety presentations (community/school)

## PT-16-18-19 - Pueblo of Jemez (New Mexico)

**Grant Award:** \$115,000.00

**Amount Expended:** \$91,473.67

**Project funded for:** Overtime

**Law Enforcement:** Tribal

**Safety Belt Law:** Primary (Law Passed October 2003)

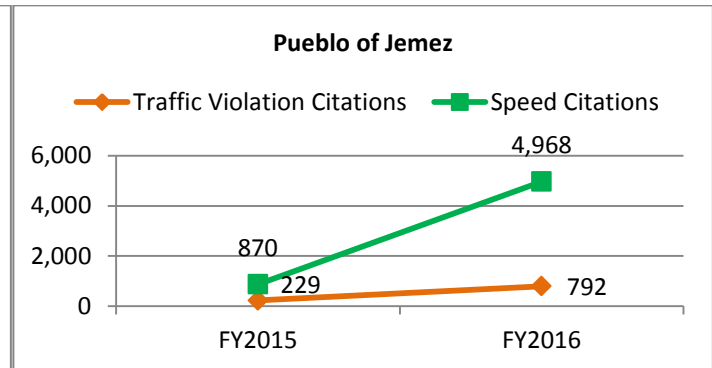
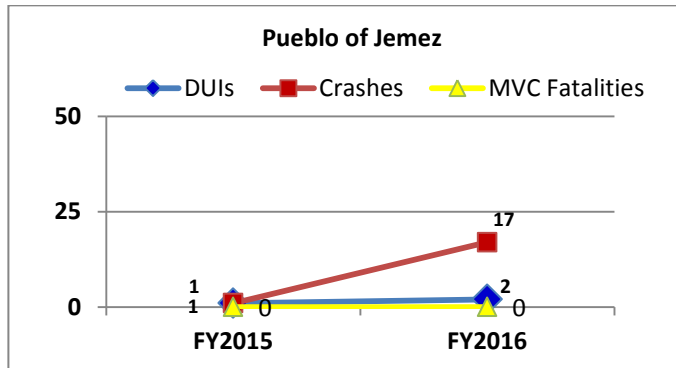
**Tribal BAC Law:** 0.08

**Traffic Statistics Software:** PTS Solutions

**Land Base:** 884,194 Acres

**Reservation Population:** 10,469

**Road Miles:** 459



### PERFORMANCE MEASURES/TARGETS:

- To maintain the number of motor vehicle related fatalities on the Jemez Reservation from the FY2014 number of 0 by the end of FY2016.

*Total number of motor vehicle crash fatalities in FY16 (Oct 1, 2015– Sept 30, 2016): 0*

- To decrease motor vehicle related crashes by 10% from the FY2014 number of 25 to 20 by the end of FY2016.

*Total number of motor vehicle crashes in FY16: 17*

- To increase the number of DUI arrests by 67% from the FY2014 number of 9 to 15 by the end of FY2016.

*Total number of DUI arrests by Police Department (PD) in 2016: 2                      By the HSO: 1*

- To increase the number of traffic citations (excluding speed and DUI) by 156% from the FY2014 number of 390 to 1,000 by the end of FY2016.

*Total number of traffic citations by PD in 2016: 792    By the HSO: 167*

- To increase the number of speed citations issued by 26% from the FY2014 number of 2,783 to 3,500 by the end of FY2016

*Total number of speed citations issued by PD in 2016: 4,968                                      By the HSO: 1,254*

### SUMMARY:

Pueblo of Jemez Police Department went from an overtime grant to a full-time grant on April 26, 2016. The full-time grant awarded a full-time Highway Safety Officer dedicated to traffic safety/enforcement for the Pueblo. In FY2016, the Jemez Police Department issued 4,968 speed citations and of that number 690 were issued by the Highway Safety Officer.



**2016 ACTIVITY REPORT:**

0	Motor vehicle crash (MVC) fatalities
0	Alcohol-related MVC fatalities
0	Speed-related MVC fatalities
0	MVC fatalities involving driver with BAC of 0.08+
0	MVC fatalities with driver < age 20
0	Unrestrained occupant MVC fatalities, all seat positions
0	Motorcyclist fatalities
0	Un-helmeted motorcyclist fatalities
0	Pedestrian fatalities
17	Motor vehicle crashes
1	Injury related MVCs
1	Alcohol-related MVCs
0	Speed-related MVCs
792	Traffic citations
167	Traffic citations issued by HSO
2	DUI citations
1	DUI citations issued by HSO
4,968	Speed citations
1,254	Speed citations issued by HSO
25	Seat belt citations
2	CPS citations

During FY16, the Pueblo of Jemez Program conducted:

0	Checkpoints
0	Saturation Patrols
0	Traffic safety presentations (community/school)

## PT-16-18-20 - Hopland Band of Pomo Indians (California)

**Grant Award:** \$29,300.00

**Amount Expended:** \$3,216.85

**Project funded for:** Overtime

**Law Enforcement:** Tribal

**Safety Belt Law:** (Law Passed May 2012)

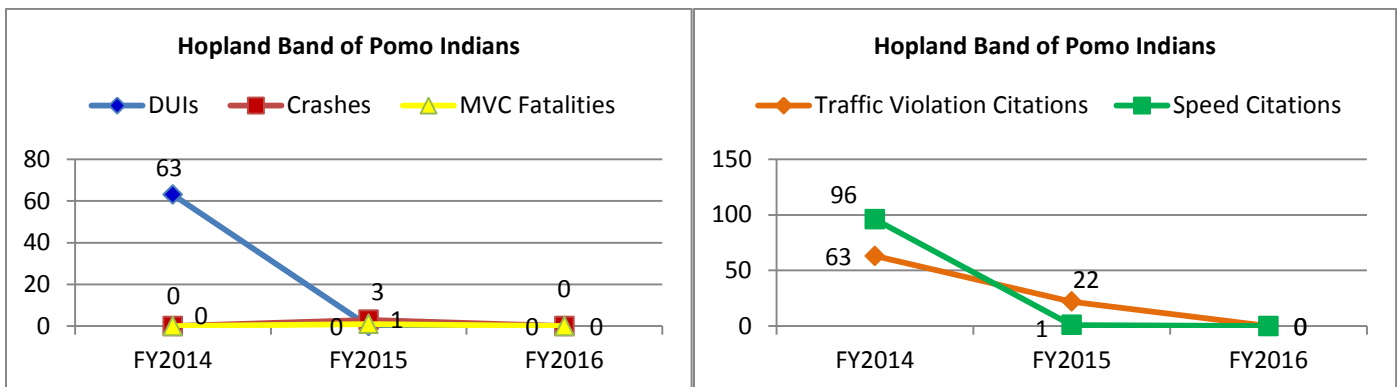
**Tribal BAC Law:**

**Traffic Statistics Software:** AGIS

**Land Base:** 2,000 Acres

**Reservation Population:** 12,000

**Road Miles:** 9



### PERFORMANCE MEASURES/TARGETS:

- To maintain the FY2014 number of 0 for motor vehicle related fatalities on the Hopland Band of Pomo Indians Reservation by the end of FY2016.

*Total number of motor vehicle crash fatalities in FY16 (Oct 1, 2015– Sept 30, 2016): 0*

- To decrease motor vehicle related crashes by 100% from the FY2014 number of 7 to 0 by the end of FY2016.

*Total number of motor vehicle crashes in FY16: 0*

- To increase the number of DUI arrests by 29% from the FY2014 number of 7 to 9 by the end of FY2016.

*Total number of DUI arrests by Police Department (PD) in 2016: 0*

- To increase the number of traffic citations (excluding speed and DUI) by 11% from the FY2014 number of 63 to 70 by the end of FY2016.

*Total number of traffic citations by PD in 2016: 0*

- To increase the number of speed citations issued by 4% from the FY2014 number of 96 to 100 by the end of FY2016.

*Total number of speed citations issued by PD in 2016: 0*

### SUMMARY:

Tribe terminated the Indian Highway Safety Grant Agreement on June 21, 2016; and did not submit an FY2016 Annual Report.

**2016 ACTIVITY REPORT:**

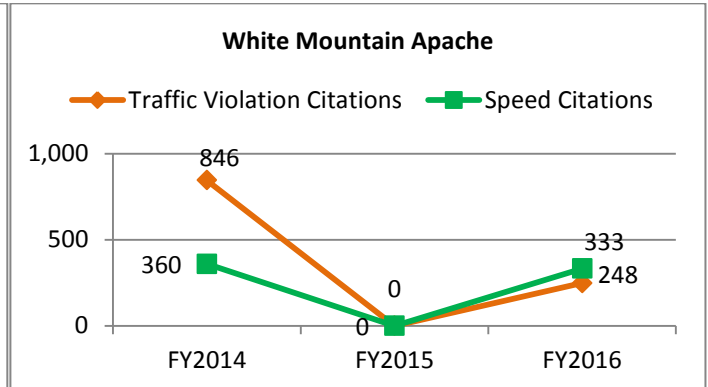
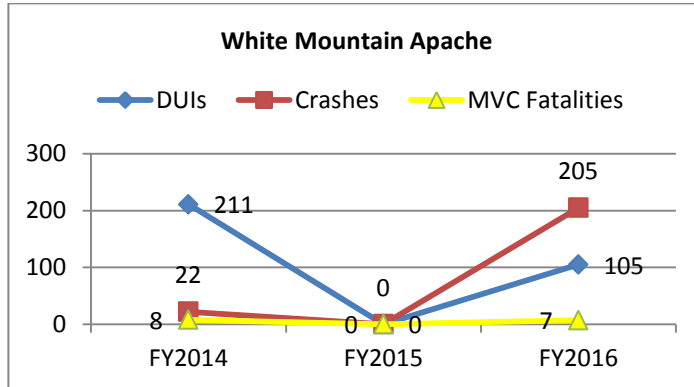
	Motor vehicle crash (MVC) fatalities
	Alcohol-related MVC fatalities
	Speed-related MVC fatalities
	MVC fatalities involving driver with BAC of 0.08+
	MVC fatalities with driver < age 20
	Unrestrained occupant MVC fatalities, all seat positions
	Motorcyclist fatalities
	Un-helmeted motorcyclist fatalities
	Pedestrian fatalities
	Motor vehicle crashes
	Injury related MVCs
	Alcohol-related MVCs
	Speed-related MVCs
	Traffic citations
N/A	Traffic citations issued by HSO
	DUI citations
N/A	DUI citations issued by HSO
	Speed citations
N/A	Speed citations issued by HSO
	Seat belt citations
	CPS citations

During FY16, the Hopland Band of Pomo Indians Program conducted:

	Checkpoints
	Saturation Patrols
N/A	Traffic safety presentations (community/school)

## PT-16-18-21 - White Mountain Apache Tribe (Arizona)

<b>Grant Award:</b>	\$62,900.00	<b>Amount Expended:</b>	\$9,569.67
<b>Project funded for:</b>	Overtime	<b>Law Enforcement:</b>	Tribal
<b>Safety Belt Law:</b>	Secondary (Law Passed 1990)	<b>Tribal BAC Law:</b>	0.08
<b>Traffic Statistics Software:</b>	I.T.I Public Safety	<b>Land Base:</b>	2 Acres
<b>Reservation Population:</b>	17,000	<b>Road Miles:</b>	1010



### PERFORMANCE MEASURES/TARGETS:

- To reduce the number of motor vehicle related fatalities on the White Mountain Apache Reservation by 100% from the FY2014 number of 2 to 0 by the end of FY2016.  
*Total number of motor vehicle crash fatalities in FY16 (Oct 1, 2015– Sept 30, 2016): 7*
- To decrease motor vehicle related crashes by 20% from the FY2014 number of 280 to 224 by the end of FY2016.  
*Total number of motor vehicle crashes in FY16: 205*
- To increase the number of DUI arrests by 16% from the FY2014 number of 341 to 394 by the end of FY2016.  
*Total number of DUI arrests by Police Department (PD) in 2016: 105*
- To increase the number of traffic citations (excluding speed and DUI) by 74% from the FY2014 number of 65 to 113 by the end of FY2016.  
*Total number of traffic citations by PD in 2016: 248*
- To increase the number of speed citations issued by 70% from the FY2014 number of 207 to 352 by the end of FY2016.  
*Total number of speed citations issued by PD in 2016: 333*

### SUMMARY:

White Mountain Apache Tribes was not funded in FY2015. In FY2016, the Tribe conducted 2 checkpoints and 45 saturation patrols.

**2016 ACTIVITY REPORT:**

7	Motor vehicle crash (MVC) fatalities
1	Alcohol-related MVC fatalities
1	Speed-related MVC fatalities
0	MVC fatalities involving driver with BAC of 0.08+
1	MVC fatalities with driver < age 20
5	Unrestrained occupant MVC fatalities, all seat positions
0	Motorcyclist fatalities
0	Un-helmeted motorcyclist fatalities
3	Pedestrian fatalities
205	Motor vehicle crashes
62	Injury related MVCs
32	Alcohol-related MVCs
15	Speed-related MVCs
248	Traffic citations
N/A	Traffic citations issued by HSO
105	DUI citations
N/A	DUI citations issued by HSO
333	Speed citations
N/A	Speed citations issued by HSO
22	Seat belt citations
5	CPS citations

During FY16, the White Mountain Apache Tribe Program conducted:

2	Checkpoints
45	Saturation Patrols
N/A	Traffic safety presentations (community/school)

## **Police Traffic Services Program Area:**

To encourage Tribal participation in Traffic Safety related conference, i.e. Lifesavers. The BIA IHSP sponsored a total of one (2) training sessions and one (1) Conference.

Travel expenses in the amount of \$37, 979.82 were reimbursed for 32 Tribal members from the following Tribes for their attendance to:

### **FY 2016 Project Management Training, November 3-4, 2016 in Albuquerque, NM**

- |                                 |                               |                                      |
|---------------------------------|-------------------------------|--------------------------------------|
| 1. Cahto Rancheria              | 12. Prairie Band Potawatomi   | 23. Shoshone Bannock Tribes          |
| 2. Cheyenne River Sioux         | 13. Pueblo of Acoma           | 24. Sisseton Wahpeton Oyate          |
| 3. Fort McDowell Yavapai Nation | 14. Pueblo of Isleta          | 25. Southern Ute Indian Tribe        |
| 4. Hualapai Nation              | 15. Pueblo of Jemez           | 26. Turtle Mountain Band of Chippewa |
| 5. Jicarilla Apache Nation      | 16. Pueblo of Laguna          | 27. Upper Sioux Indian Community     |
| 6. Lac Courte Oreilles          | 17. Pueblo of Santa Clara     | 28. Walker River Paiute              |
| 7. Leech Lake Band of Ojibwe    | 18. Pyramid Lake Paiute Tribe | 29. White Earth Nation               |
| 8. Lower Sioux Indian Tribe     | 19. Ramah Navajo              | 30. Mille Lac Band of Ojibwe         |
| 9. Menominee Nation             | 20. Red Lake Nation           | 31. TTAP Circuit Rider               |
| 10. Northern Cheyenne Tribe     | 21. Rosebud Sioux             | 32. TTAP Circuit Rider               |
| 11. Oglala Sioux Tribe          | 22. Salt River Pima Maricopa  |                                      |

Travel expenses in the amount of \$17,259.12 were reimbursed for 21 Tribal members from the following Tribes for their attendance to:

### **2017 Grants Writing Training, March 15-16, 2016, Albuquerque NM**

- |                              |                           |                              |
|------------------------------|---------------------------|------------------------------|
| 1. Cheyenne River Sioux      | 8. Menominee Nation       | 15. Pueblo of Tesuque        |
| 2. Chippewa Cree - Rocky Boy | 9. Navajo Nation          | 16. Red Lake Nation          |
| 3. Fort McDowell Yavapai     | 10. Nooksack Indian Tribe | 17. Shoshone Bannock Tribes  |
| 4. Ho-Chunk Nation           | 11. Pueblo of Isleta      | 18. Southwest Tribal EPI     |
| 5. Jicarilla Apache Nation   | 12. Pueblo of Jemez       | 19. Saint Regis Mohawk Tribe |
| 6. Leech Lake Band of Ojibwe | 13. Pueblo of Laguna      | 20. Tulalip Tribe            |
| 7. Lummi Nation              | 14. Pueblo of Santa Clara | 21. White Earth Nation       |

Travel and registration expenses in the amount of \$58,080.33 were reimbursed for 29 Tribal members from the following Tribes for their attendance to:

### **International Lifesavers Conference, April 3-5, 2016, Long Beach, CA**

- |   |                               |                               |
|---|-------------------------------|-------------------------------|
| 1. Comanche Nation                                    | 6. Northfork Rancheria        | 14. Spirit Lake Tribe         |
| 2. Fond Du Lac Band of Lake Superior Chippewa         | 7. Pueblo of Acoma            | 15. Standing Rock Sioux Tribe |
| 3. Fort McDowell Yavapai Nation                       | 8. Pueblo of Isleta           | 16. White Earth Nation        |
| 4. Grand Traverse Band of Ottawa and Chippewa Indians | 9. Pueblo of Santa Clara      | 17. Wyandotte Nation          |
| 5. Muckleshoot Indian Tribe                           | 10. Ramah Navajo              |                               |
|   | 11. Red Lake Nation           |                               |
|   | 12. Saint Regis Mohawk        |                               |
|   | 13. Southern Ute Indian Tribe |                               |

## Mobilizations Indian State

38 Tribal law enforcement agencies funded in FY15 signed commitments to participate in three mobilizations during the project year.

### *Don't Shatter the Dream-Impaired Driving Mobilization - December 19, 2015 - January 5, 2016*

Tribal and BIA Police Department Activity Reports:

29	Activity Reports submitted in FY16
33	Activity Reports submitted in FY15
29	Activity Reports submitted in FY14

#### **FY16 Don't Shatter the Dream Ticket Statistics**

170	DWI Arrest	172	Suspended Licenses
90	Safety Belt Citations	109	Uninsured Motorists
25	Child Safety Citations	1,483	Speeding
27	Felony Arrests	78	Drug Arrests
15	Recovered Stolen Vehicles	62	Crashes
349	Fugitives Apprehended	127	MVC Fatalities

#### **SUMMARY:**

The 29 law enforcement agencies reported a total of 1,992 hours on traffic enforcement during the Mobilization. 0 fatalities were reported from participating Tribal and BIA Police Departments during the mobilization.

### *Click It or Ticket - Safety Belt Mobilization - May 22 - June 4, 2016*

Tribal and BIA Police Department Activity Reports:

21	Activity Reports submitted in FY16
39	Activity Reports submitted in FY15
29	Activity Reports submitted in FY14

#### **FY16 Don't Shatter the Dream Ticket Statistics**

118	DWI Arrest	117	Suspended Licenses
227	Safety Belt Citations	87	Uninsured Motorists
55	Child Safety Citations	1,313	Speeding
21	Felony Arrests	68	Drug Arrests
7	Recovered Stolen Vehicles	52	Crashes
173	Fugitives Apprehended	17	MVC Fatalities

#### **SUMMARY:**

The 21 law enforcement agencies reported a total of 2,593.2 hours on traffic enforcement during the Mobilization. 5 fatalities were reported during the CIOT mobilization.

***Drive Sober or Get Pulled Over - Impaired Driving Mobilization - August 19 - September 7, 2015***

Tribal and BIA Police Department Activity Reports:

23	Activity Reports submitted in FY16
39	Activity Reports submitted in FY15
44	Activity Reports submitted in FY14

**FY16 Drive Sober or Get Pulled Over Statistics**

91	DWI Arrest	93	Suspended Licenses
34	Safety Belt Citations	84	Uninsured Motorists
18	Child Safety Citations	1276	Speeding
33	Felony Arrests	72	Drug Arrests
15	Recovered Stolen Vehicles	55	Crashes
425	Fugitives Apprehended	39	MVC Fatalities

**SUMMARY:**

The 23 law enforcement agencies reported a total of 2,162 hours on traffic enforcement during the Mobilization. 1 fatality was reported during this mobilization.

**MOBILIZATION AND MEDIA ACTIVITY**

In FY 16 the BIA IHSP reimbursed funded projects for media activity expenses totaling \$11,202.68. This included billboard rentals, radio, and other media outlets. Posters and flyers were displayed in communities, schools, and bus stops. Newsletters and email sent out to tribal community and staff. Highway signs were also posted.



## LOOKING TO THE FUTURE

In summary, FY16 was a challenging and successful year for the Tribes funded by the Indian Highway Safety Program. We will continue to be dedicated to working closely with the Tribes and strive to remain in close partnership with all our traffic safety partners.

2016 has disclosed several issues that will be reviewed and addressed in 2017. They include:

- Maintaining tribal project monthly and annual reporting
- Evaluation of officer productivity
- Improving traffic data collection relationships and reporting of the tribes
- Increasing utilization and reporting of Bat Mobiles
- Expanding the IHSP outreach to tribal youth through educational programs

Motor vehicle crash fatalities have decreased within the projects funded by IHSP from FY15 (90) to FY16 (79). Alcohol involved, excessive speed and non-seat belt use in the fatal crashes collectively averaged 54%. Increased efforts in all of these areas will be made in FY17.

Participating tribal law enforcement programs worked overtime with fulltime and overtime projects worked aggressively to enforce traffic safety and impaired driving laws in FY16. The Highway Safety Officers funded under this grant often work in difficult political, economic and physical environments and we will continue to support their efforts throughout the year.

The IHSP plans to continue to work toward meeting and surpassing the Performance Measures/Targets outlined in our FY17 Highway Safety Plan. The IHSP is now fully staffed personnel in FY17, we are well prepared to meet the targets and challenges in the coming year; additionally, and we will provide technical assistance to each tribe in all aspects of the program when requested.

The IHSP will renew its efforts in FY17 to improve the collection of traffic data and to make it the cornerstone of the highway safety program. Sharing of traffic statistics among all stakeholders will enable everyone to improve performance and save lives.

Police Traffic Services and enforcement is currently the main focus, but the Indian Highway Safety Program would like to focus more on behavior change through education and treatment in DWI court programs.

In FY17 the IHSP will continue to offer Occupant Protection grants the tribes and will follow through on positive working relationships with the tribes whom have received the grants.

As always, we appreciate the guidance and assistance of the NHTSA Region 6 staff and acknowledge and thank all of our traffic safety partners.

## FY2016 Budget Summary (in lieu of HSC)

### Planning & Administration Cost Summary - Planning & Administration Budget Summary - FY 16

Project Number	Project Title	Budget	Budget Source
PA-16-01	BIA Program Management	\$ 234,870.00	402
<b>Total 402 Funds</b>		<b>\$ 234,870.00</b>	

### Alcohol Cost Summary - Alcohol Budget Summary - FY 16 Projects

Project Number	Project Title	Budget	Budget Source
AL-16-01	BIA OJS - Bat Mobiles	\$ 100,000.00	402
<b>Total 402 Funds</b>		<b>\$ 100,000.00</b>	

### Occupant Protection Cost Summary - Occupant Protection Budget Summary - FY16 Projects

Project Number	Project Title	Budget	Budget Source
OP-16-01	Seat Belt Survey	\$ 171,932.34	402
OP-16-02	Ramah Navajo Tribe	\$ 5,225.00	402
OP-16-03	Reno Sparks Indian Colony	\$ 2,990.00	402
OP-16-04	Fort McDowell Yavapai Nation	\$ 5,950.00	402
OP-16-05	Gila River Indian Tribe	\$ 35,860.00	402
OP-16-06	Prairie Band Potawatomi Nation	\$ 30,000.00	402
OP-16-07	Nez Perce	\$ 9,975.00	402
OP-16-08	Colorado River Indian Tribe	\$ 5,396.00	402
OP-16-09	Oglala Sioux Tribe	\$ 16,500.00	402
OP-16-10	Shoshone Bannock Tribes	\$ 9,995.00	402
OP-16-11	Isleta Pueblo	\$ 6,700.00	402
OP-16-12	Jemez Pueblo	\$ 6,750.00	402
OP-16-13	White Earth Nation	\$ 8,707.00	402
OP-16-14	Menominee Nation	\$ 2,800.00	402
OP-16-15	Leech Lake Band of Ojibwe	\$ 7,500.00	402
OP-16-16	Northern Cheyenne	\$ 7,348.00	402
OP-16-17	Choctaw Nation	\$ 8,700.00	402
OP-16-18	Comanche Nation	\$ 5,082.00	402
OP-16-19	San Ildefonso Pueblo	\$ 5,000.00	402
OP-16-20	Susanville Rancheria	\$ 645.00	402
OP-16-21	Kaw Nation	\$ 7,190.00	402
OP-16-22	Skokomish Indian Tribe	\$ 5,740.00	402
OP-16-23	Wichita & Affiliated Tribes	\$ 7,000.00	402
OP-16-24	Rocky Boy Chippewa Cree	\$ 8,400.00	402
<b>Total 402 Funds</b>		<b>\$ 381,385.34</b>	

**Police Traffic Safety Cost Summary - Police Traffic Safety Budget Summary - FY16 Projects**

<b>Project Number</b>	<b>Project Title</b>	<b>Budget</b>	<b>Budget Source</b>
PT-16-01	Ramah Navajo Tribe	\$ 150,426.00	402
PT-16-02	Red Lake Nation	\$ 336,300.00	402
PT-16-03	Walker River Paiute Tribe	\$ 136,300.00	402
PT-16-04	Leech Lake Band of Ojibwe	\$ 197,550.00	402
PT-16-05	Isleta Pueblo	\$ 409,550.00	402
PT-16-06	Rocky Boy Chippewa Cree	\$ 135,100.00	402
PT-16-07	Cheyenne River Sioux Tribe	\$ 343,880.00	402
PT-16-08	Laguna Pueblo	\$ 238,425.00	402
PT-16-09	Northern Cheyenne	\$ 129,000.00	402
PT-16-10	Acoma Pueblo	\$ 186,840.00	402
PT-16-11	Oglala Sioux Tribe	\$ 481,325.00	402
PT-16-12	Jicarilla Apache Nation	\$ 295,300.00	402
PT-16-13	Shoshone Bannock	\$ 104,987.38.00	402
PT-16-14	Crow Nation	\$ 133,500.00	402
PT-16-15	Turtle Mountain Band of Chippewa	\$ 104,700.00	402
PT-16-16	Menominee Nation	\$ 126,546.00	402
PT-16-17	Rosebud Sioux Tribe	\$ 146,180.00	402
PT-16-18-01	Upper Sioux Indian Community	\$ 77,350.00	402
PT-16-18-02	Lower Sioux Indian Community	\$ 56,625.00	402
PT-16-18-03	Pyramid Lake Paiute Tribe	\$ 58,800.00	402
PT-16-18-04	White Earth Nation	\$ 52,400.00	402
PT-16-18-05	Eastern Shoshone Tribe	\$ 43,500.00	402
PT-16-18-06	Cahto Rancheria	\$ 9,550.00	402
PT-16-18-07	Blackfeet Nation	\$ 49,649.00	402
PT-16-18-08	Sisseton Wahpeton Oyate	\$ 41,100.00	402
PT-16-18-09	Santa Clara Pueblo	\$ 121,300.00	402
PT-16-18-10	Fort Peck Assiniboine Tribes	\$ 70,180.00	402
PT-16-18-11	Lac Courte Oreilles	\$ 50,000.00	402
PT-16-18-12	Fort McDowell Yavapai Nation	\$ 159,600.00	402
PT-16-18-13	Prairie Band of Potawatomi	\$ 51,300.00	402
PT-16-18-14	Southern Ute Indian Tribe	\$ 104,000.00	402
PT-16-18-15	Hualapai Nation	\$ 71,500.00	402
PT-16-18-16	Skokomish Indian Tribe	\$ 15,400.00	402
PT-16-18-17	Millie Lacs Band of Ojibwe	\$ 67,825.00	402
PT-16-18-18	Salt River Pima Maricopa	\$ 138,765.00	402
PT-16-18-19	Jemez Pueblo	\$ 91,473.67	402
PT-16-18-20	Hopland Band of Pomo Indians	\$ 62,900.00	402
PT-16-18-21	White Mountain Apache	\$ 29,300.00	402
<b>Total 402 Funds</b>		<b>\$ 5,078,427.05</b>	

**Traffic Records Cost Summary - Traffic Records Budget Summary - FY 16 Projects**

<b>Project Number</b>	<b>Project Title</b>	<b>Budget</b>	<b>Budget Source</b>
TR-16-02	Indian Highway Safety Program	\$ 500,000.00	402
K9-16-01	Indian Highway Safety Program	\$ 173,807.40	408
<b>402 Total</b>		<b>\$ 500,000.00</b>	
<b>408 Total</b>		<b>\$ 173,807.40</b>	

<b>PROGRAM AREAS</b>	<b>BUDGETS</b>
Total Planning & Administration	\$ 234,870.00
Total Alcohol	\$ 100,000.00
Total Occupant Protection	\$ 381,385.34
Total Police Traffic Services	\$ 5,078,428.05
Total Traffic Records 402	\$ 500,000.00
Total Traffic Records 408	\$ 173,804.40
<b>Total Program Funds</b>	<b>\$ 6,468,487.79</b>