

# COMMONWEALTH OF THE NORTHERN MARIANA ISLANDS

Farallon de Pajaros

Maug

Asuncion

Agrifan

Pagan

Alamagan

Guguan

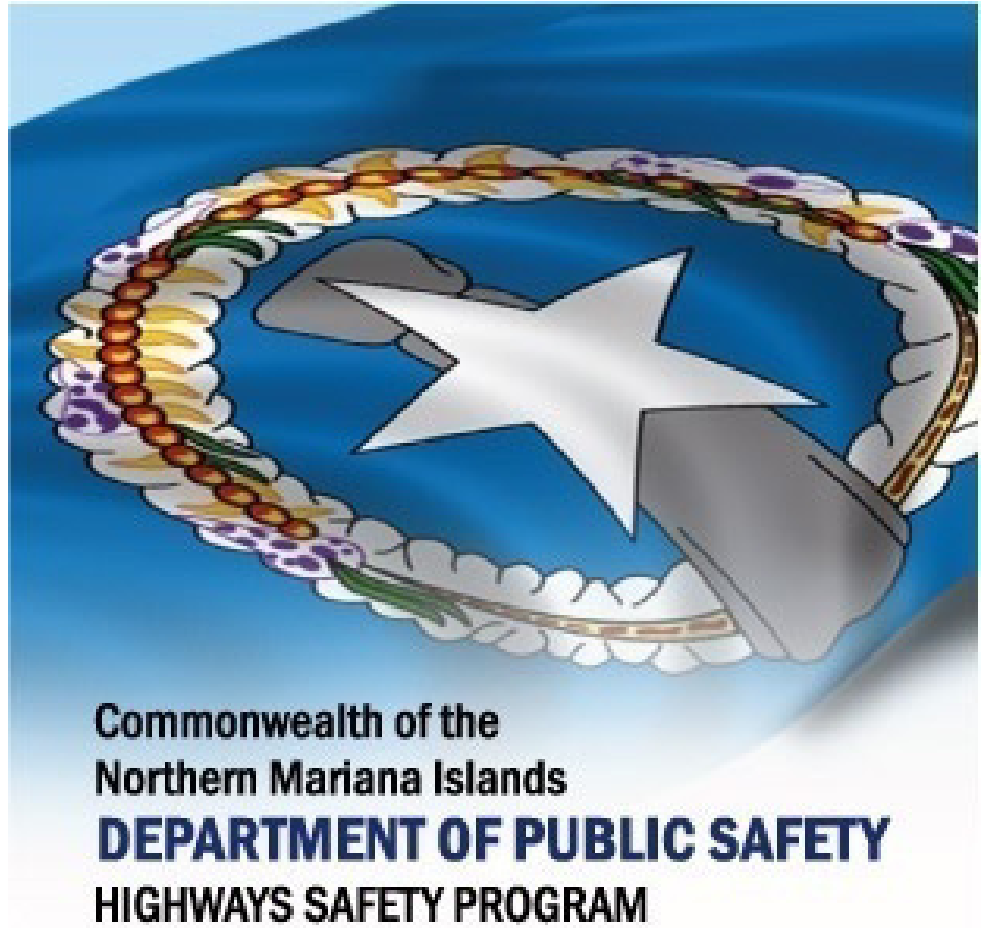
Sariguan

Anatahan

Farallon de Mendinilla

Saipan  
Tinian

Rota



## HIGHWAY SAFETY PROGRAM

# ANNUAL REPORT

## YEAR 2014





**DEPARTMENT OF PUBLIC SAFETY**  
**COMMONWEALTH OF THE NORTHERN MARIANA ISLANDS**  
Jose M. Sablan Building



Caller Box 10007 Susupe, Saipan, MP 96950  
Telephone: (670) 664-9000 (24 Hours) Facsimile: (670) 664-9141

December 15, 2014

Chris Murphy  
Regional Administrator  
United States Department  
Of Transportation  
National Highway Traffic Safety  
Administration  
201 Mission Street, Suite 2230  
San Francisco, CA 94105

Dear Mr. Murphy:

The CNMI Department of Public Safety hereby submits the Highway Safety Program Annual Report for calendar year 2014. The DPS Highway Safety Office achieved numerous objectives and goals and has utilized the grant funding to ensure a safer CNMI. We hope that our report meets your expectation and approval.

I would like to extend my sincere appreciation to you and your staff for working closely and for providing assistance to the DPS Highway Safety Office staff throughout this year.

On behalf of the entire Department of Public Safety personnel, I would like to wish you and your staff Happy Holidays. May the New Year bring us all good health and prosperity.

Sincerely,

James C. Deleon Guerrero  
Commissioner, Department Public Safety  
Governor's Highway Safety Representative

Commonwealth of the Northern Mariana Islands

Department of Public Safety  
Highway Safety Office

Year 2014

Highway Safety Programs  
Annual Report

Prepared For

National Highway Traffic Safety Administration  
Region IX

By

James C. Deleon Guerrero  
Commissioner of Public Safety  
Governor's Highway Safety Representative

Ms. Margaret DLG. Camacho  
Officer in Charge  
Highway Safety Office

<b>Table of Contents</b>	<b>Page</b>
DPS Commissioner/Governor's Representative (GR) Letter	1
Front Page DPS/HSO Information	2
Table of Contents	3
2014 Annual Meetings, Conferences, Training & Development	4-7
Commonly Reported Statistics	8
Core Performance Measures	9-10
Core Behavior Measures	10
Core Activity Measures	10-11
2014 Grant Funding Enforcement/Crackdown and Mobilization	11-13
Respective Islands Highway Safety Annual Report	
DPS Saipan	14-22
DPS Tinian	23-25
DPS Rota	26-37
Emergency Medical Services Program	38-42
Paid Media	43
Attitudinal Awareness Surveys	44
Seat Belt	45-46
Speeding	47-48
Alcohol	48-49
Financial Section	51
FY 2014 Financial Report	52-53
Section 402 FY 2014 Funding, FY 2014 Expenditure & Carry-over to FY2015	54-57
Section 405c Approved Funding, Expenditure and Carry-Over to FY 2015 Section 406 Carry-Over	58

## *2014 Annual Meetings, Conferences, Trainings & Development*

---

### **Planning and Administration (P&A):**

April 3 – 5, 2014: James C. Deleon Guerrero, Commissioner DPS/Governor’s Representative (GR), Eloise Kay Inos, Director, Div. of Administration & General Support (DAGS), and Margaret Dlg. Camacho, OIC Highway Safety Office traveled to Rota to meet with the DPS Resident Director and Traffic Section personnel and discuss the Fiscal Year 2015 Highway Safety Plan and to review the DPS Rota highway safety programs.

April 26 – 29, 2014: OIC HSO, Margaret Dlg. Camacho and Eloise Kay Inos, Director, DAGS and James Deleon Guerrero, DPS Commissioner/GR attended the 2014 Lifesavers National Conference and Pre-Conference on Highway Safety Priorities in Nashville, TN.

May 19 – 21, 2014: OIC HSO, Margaret Dlg. Camacho and Director Eloise Kay Inos attended the FY 2015 Highway Safety Planning Meeting in Honolulu, Hawaii with NHTSA Region IX Administrator and staff as well as representatives from other territories.

### **Occupant Protection/Child Restraint (OP/CR):**

December 12 – 15, 2013: Conrad Castro, OP/CR Program Manager conducted program monitoring for Occupant Protection and Child Restraint programs on Rota.

February 18 – 21, 2014: POI Roland San Nicolas (DPS Tinian) and POI Nathan Barcinas (DPS Rota) attended the re-certification and Continuing Education Unit (CEU) class and exercises on Saipan.

March 3-7, 2014: Conrad Castro, OP/CR Program Manager attended Program Management Course in Sacramento. This training is required for all program managers.

April 1 – 2, 2014: Sgt. Elloy Fitial, Traffic/Patrol Commander and POIII Wally Villagomez, OIC Traffic Section, of DPS Tinian attended the Fiscal Year 2015 Highway Safety Planning meeting on Saipan.

### **Section 406 - Safety Belt Incentive:**

February 17 – 19, 2014: POI Noel Calvo (DPS Rota) attended the Child Passenger Safety Technician Class for re-certification and Continuing Education Unit (CEU) class and exercises on Saipan.

February 18 – 21, 2014: Marlene Carbullido of Guam (Child Passenger Safety “Lead Instructor”) traveled to Saipan to lead the instruction of the new Child Passenger Safety Technician and Continuing Education Unit (CEU) for Police Officers, Fire/EMS and Civilian personnel to become CPS Technician and to maintain their certifications.

February 19 -21, 2014: Sgt. Jarrod Manglona and POI Ben Atalig (DPS Rota), FFI/EMS Juanis King and POI Chad Palacios (DPS Tinian) attended the Child Passenger Safety Technician Course on Saipan.

February 19 – 21, 2014: POI Tito Hocog II instructed the Child Passenger Safety Technician Course for re-certification and new technician certification for Police Officers / Fire/ EMT and civilian personnel.

February 19 – 21, 2014: Guam OHS Staff / CPS Instructor Ms. Therese Matanane took part in instruction of Child Passenger Safety Technician and Continuing Education Unit (CEU) Course.

April 3 – 5, 2014: Conrad Castro, OP/CR Program Manager traveled to Rota to meet with the DPS Rota Resident Director and Traffic Section personnel regarding the Fiscal Year 2015 Highway Safety Plan meeting and to review the DPS Rota highway safety programs.

April 26 – 29, 2014: POII Peter Aldan and POI Maverick Saures (Saipan Traffic Enforcement personnel) attended the 2014 Lifesavers National Conference and Pre-Conference on Highway Safety Priorities in Nashville, TN.

May 19 – 21, 2014: Conrad Castro, OP/CR Manager attended the FY 2015 Highway Safety Planning Meeting in Honolulu, Hawaii with NHTSA Region IX Administrator and staff as well as representatives from other territories.

May 27 – 29, 2014: Conrad Castro, OP/CR Program Manager and POI Adrian Mendiola assisted and participated in instructing the Child Passenger Safety Technician course in Guam. Taking part in this training was mandatory for their Certification of Instructorship.

August 19 – 21, 2014: OIC HSO, Margaret DLG. Camacho, Conrad Castro, OP/CR Manager, POI Adrian Mendiola (DPS Saipan Traffic) and Sgt. Jarrod Manglona (DPS Rota Traffic) attended the Occupant Protection Management Course in Latham, New York.

August 25 – 28, 2014: POI Peter Camacho & POI Namhoon Norris Kwon (DPS Saipan / CPS Technician), FFI Joel Hocog (CPS Technician, DPS Rota) and FFI Saturnino Kaipat (CPS Technician, Saipan Fire) attended the 10<sup>th</sup> Annual Kids In Motion Conference in Albuquerque, New Mexico.

September 3 – 7, 2014: Conrad Castro, OPCR Program Manager attended the 47<sup>th</sup> annual NAWHSL conference and also attended the Governor's Highway Safety Association (GHSA) conference from September 7<sup>th</sup> – 10<sup>th</sup>, 2014.

**Police Traffic Services (PTS):**

No travel or training was performed under Police Traffic Services Program.

**Alcohol and Other Drugs Countermeasures (AL):**

December 12 – 15, 2013: Alina Cabrera, Impaired Driving Program Manager conducted quarterly monitoring on Impaired Driving Program in Rota.

February 10 – 12, 2014: Sgt. Jarrod Manglona, POI Ben Atalig, POI Shaw DLC. Taisacan (DPS Rota), POIII Wally Villagomez and POI Peter Palacios (DPS Tinian), attended the DUI Standardized Field Sobriety Training (SFST) on Saipan.

February 13 – 14, 2014: POI Nathan Barcinas, POI Chloe Hocog (DPS Rota), and POI Roland San Nicolas (DPS Tinian) attended the Breathalyzer Operator Course on Saipan.

March 3 – 7, 2014: Alina Cabrera, Impaired Driving Program Manager attended the Program Management Course in Sacramento, California. The training is required for all program manager under DOT NHTSA program.

March 6 – 7, 2014: Sgt. Anthony Macaranas, POI Travis Hurst (DPS Saipan), Sgt Jarrod Manglona (DPS Rota) and POI Peter Palacios (DPS Tinian) attended the Advanced Roadside Impaired Driving Enforcement (ARIDE) course in Jacksonville, Florida.

April 26 – 29, 2014: Sgt. Jarrod Manglona (DPS Rota, OIC Traffic Section) attended the 2014 Lifesavers National Conference and Pre-Conference on Highway Safety Priorities in Nashville, TN.

April 26 – 29, 2014: Alina Cabrera, Impaired Driving Program Manager attended the 2014 Lifesavers National Conference and Pre-Conference on Highway Safety Priorities in Nashville, TN.

May 19 – 21, 2014: Alina Cabrera, Impaired Driving Manager attended the FY 2015 Highway Safety Planning Meeting in Honolulu, Hawaii with NHTSA Region IX Administrator and staff as well as representatives from other territories.

September 3-7, 2014: Alina Cabrera, Impaired Driving Program Manager attended the 47<sup>th</sup> annual NAWHSL conference and also attended the Governor's Highway Safety Association (GHSA) conference from September 7-10, 2014.

**Emergency Medical Services (EMS):**

January 27 – February 8, 2014: FFI Robert Manglona (Fire/EMS, DPS Rota), FFI Juanis King and FFI Johllie Barcinas (DPS Tinian, Fire) attended the Rescue Extrication Training on Saipan.

February 5 – 27, 2014: Fire Captain Joseph Terlaje, Fire Lt. Roderick Meno from Guam Fire Department conducted Advance Vehicle Rescue Technician Training Course to DPS, Fire personnel.

February 9 – 21, 2014: FFII Ignacio Kiyoshi attended the rescue extrication training on Saipan.

February 9 – 22, 2014: FFI Joel Hocog, FFI Clint Barcinas (DPS Rota Fire/EMS), and Matthew Dela Cruz (DPS Tinian, Fire EMS) attended the rescue extrication training on Saipan.

February 25 – 27, 2014: FFII Michael Arzablal conducted Advance Vehicle Rescue Technician Training Course on Saipan.

March 9 – 21, 2014: FFI Alvin John (DPS Tinian) attended the Rescue Extrication Training on Saipan.

March 18 – 31, 2014: FFI Joel Hocog and FFI Victorino Mendiola (DPS Fire Rota) attended the rescue extrication training on Saipan.

**Motorcycle Safety (MS):**

No travel or training was performed under the Motorcycle Safety Program.

**Traffic Records (TR):**

October 26 – 29, 2014: POI Travis Hurst, POI Daniel Kintol, System Administrator Nero Ortizo, and Associate Judge David Wiseman attended the 2014 International Forum on Traffic Records and Highway Safety Information System in St. Louis Missouri.



**Summary of the CNMI's  
Commonly Reported Statistics**

<b>Data Elements (Year)</b>	<b>2009</b>	<b>2010</b>	<b>2011</b>	<b>2012</b>	<b>2013</b>
No. of Vehicle Registered	19,254	15,035	11,729	14,515	15,493
Licensed Driver(New & Renewal)	4,189	7,896	490	7,539	6,831
Total Crashes Reported	1,868	1211	906	1717	1923
Total Injuries	167	0	51	114	230
Yearly Fatalities	7	4	2	4	4

**Yearly DUI Arrests and Fatalities Involved**

<b>Data Elements</b>	<b>2009</b>	<b>2010</b>	<b>2011</b>	<b>2012</b>	<b>2013</b>
No. DUI Arrests	247	187	239	162	147
Yearly DUI Fatalities (Alcohol Involved)	3	5	1	3	3
DUI Involved Crashes	76	84	55	32	31

**Yearly Seat Belt Survey Percentage Usage Rate**

<b>Data Element</b>	<b>2009</b>	<b>2010</b>	<b>2011</b>	<b>2012</b>	<b>2013</b>	<b>2014</b>
Child Restraint % Usage Rate	83%	69.10%	37.48%	40.93%	46.54%	70.34%
Occupant Protection % Usage rate	89.9%	80.88%	93.66%	-0-	90.51%	91.44%

## *Core Performance Measures*

---

### **C-1 Traffic Fatalities:**

The CNMI's goal is to decrease traffic fatalities by 5.2% using 2008-2012 from calendar base year average of 4 to 2 by September 30, 2014.

**Result:** During calendar year 2014, there was a total of (2) traffic fatalities.

### **C-2 Number of Serious Injuries:**

The CNMI's goal is to decrease serious traffic injuries to 0.64% by using 2007-2012 calendar base years average of 11 to 7 by September 30, 2014.

**Result:** During calendar year 2014, there were (8) serious traffic injuries.

### **C-3 Fatalities / Vehicle Mile Travel (VMT):**

Not Available

### **C-4 Number of Unrestraint Occupant:**

To decrease the unrestraint passenger vehicle occupant fatalities in all seating positions to 0.5% using 2007-2012 calendar base year average of 4 to 2 by September 30, 2014.

### **C-5 Number of Alcohol Impaired Driving Fatalities:**

The CNMI's goal is to decrease the number of alcohol –impaired driving fatalities from the 2010-2012 calendar base year average of 3 to 2 by September 30, 2014.

**Result:** There were (0) alcohol-impaired driving fatality as of November 2014.

### **C-6 Number of speeding-related fatalities:**

The CNMI's goal is to decrease speeding related fatalities from 2007-2012 calendar base year average of (2) to (1) by September 30, 2014.

**Result:** In 2014, no traffic fatality recorded related to speeding.

### **C-7 Number of Motorcycle Fatalities:**

To maintain the number of motorcycle fatalities (0) percent from the 2009-2011 calendar base year average of (0) up to December 31, 2014.

**Result:** During calendar year 2014, there were (0) motorcycle fatality.

**C-8 Number of Un-helmeted Motorcycle Fatalities:**

To maintain zero (0) number of un-helmeted motorcycle fatalities up to December 31, 2014.

Result: During calendar year 2014, there were (0) number of un-helmeted motorcycle fatality.

**C-9** To maintain the number of Drivers age 20 or Younger Involved in Fatal Crash (0) percent from the 2010-2012 calendar base year average of (0) up to December 31, 2014,

Result: During calendar year 2012-December 31, 2014, there were (0) age 20 or younger involved in fatal crashes.

**C-10 Number of Pedestrian Fatalities:**

To decrease the number of pedestrian fatalities 50 percent from the 2010 - 2012 calendar base year average of 4 to 2 by December 31, 2014.

Result: During calendar year 2014, there was (1) pedestrian fatality.

*Core Behavior Measure:*

***B-1 Seat Belt Use Rate (Observed Seat Belt Use Survey)***

Goal: To continue to increase the CNMI seat belt use of front seat outboard occupant passenger vehicle percentage point from 2013 calendar base rate of 90.51% to 95% (occupant protection survey for 2012 was not conducted) and to continue to increase the child restraint usage rate of 40.93% from calendar 2012 base year to 60%.

Results: In 2014, we conducted a child restraint usage survey with the outcome of 70.34%. An Occupant Protection seat belt survey was also conducted with the outcome of 91.40% and in comparison with the 2013 average of 90.51% it gave us an of increase 26%.

In 2014, a Child Passenger Safety Survey was conducted on Saipan with (71.2%), Tinian with (40%) and Rota with (63.6%). The CNMI usage rate as of November 2014 average is about 58.27% usage rate.

*Core Activity Measures*

**A-1 Seat Belt Citation Issued During Grant Funded Mobilization/Enforcement**

	<u>2010</u>	<u>2011</u>	<u>2012</u>	<u>2013</u>	<u>Oct 2014</u>
Occupant Protection:	348	158	22	370	73
Child Restraint:	26	17	1	12	6

**A-2 Impaired Driving Arrests made during Grant Funded Crackdown/Enforcement.**

	<u>2010</u>	<u>2011</u>	<u>2012</u>	<u>2013</u>	<u>Oct 2014</u>
DWI Arrests:	32	47	8	2	6

In 2014, DPS Saipan conducted (15) Sobriety Checkpoints as of December 2, 2014, additional Sobriety Checkpoints are planned for December 2014 3D Month campaign. For DPS Rota, (10) Sobriety Checkpoints were conducted, and Tinian conducted (2).

**A-3 Speeding/Reckless Driving Citations Issued during Grant Funded Enforcement.**

	<u>2010</u>	<u>2011</u>	<u>2012</u>	<u>2013</u>	<u>2014</u>
Speeding:	33	21	34	56	655
Reckless Driving:	12	23	6	6	n/a

***2014 Enforcement Mobilizations & Crackdowns***

---

**Click It or Ticket National Enforcement Mobilization (2014):**

During the 2014 Click It or Ticket National Enforcement Mobilization, the CNMI conducted various enforcement activities such as: OP/CR Checkpoint, Selective Traffic Law Enforcement and public education at the elementary level, incorporated a community outreach in building a positive relation with the public. Officers distributed at various locations promotional and educational outreach materials for occupants who were in compliance with the seat belt laws.

We continued to provide educational presentations at various high schools and elementary schools to include parent teacher school association (PTSA) meetings and car seats display at the Multi-Purpose Center. Conducted car seat courtesy check up events at the Susupe Sabalu Farmers Market and at Garapan Street Market (every Thursday night with different vendors selling food and locally grown produce).

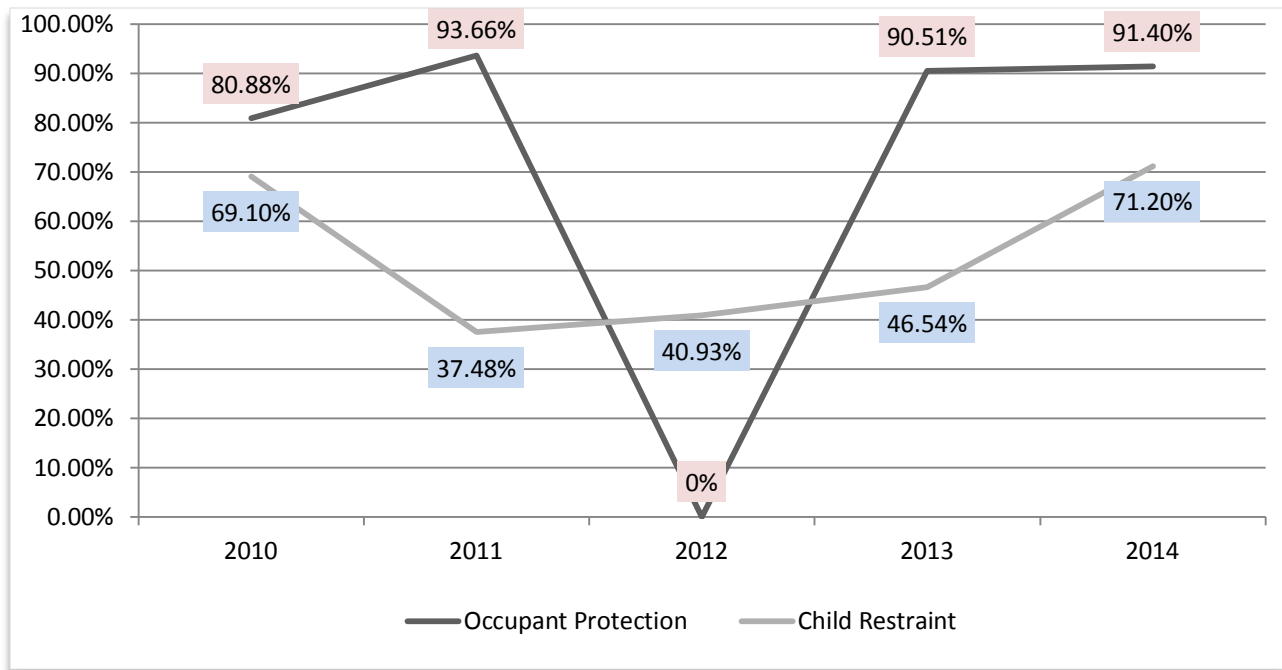
Again, media activity provided the most public information and education through local newspapers, local magazines, church bulletins, radio stations, television stations, and electronic signboard.

Click It or Ticket National Enforcement Mobilization data survey activity (2014)

Reporting on Safety Belt Enforcement: (Data Survey Activity)

DWI Arrests: (14)                      Seat Belt Citation: (212)                      Child Restraint: (19)

OP/CR Checkpoint: (9)                      Speeding: (179)                      Reckless Driving: (0)



**Fourth of July 2014 “Impaired Driving”:**

During the 2014 Fourth of July Impaired Driving campaign, we put more efforts in working closely with the media to provide the most effective way informing the public through local newspapers, local magazines, radio stations, and television stations.

**National Impaired Driving Crackdown “Labor Day Weekend”:**

August 13 to September 15, 2014 During the Impaired Driving Crackdown “Labor Day Weekend”, media continues to be an effective tool in informing the public on information and education in regards to Impaired Driving, however checkpoints are found to be as effective. The following are results from the checkpoints conducted:

- DWI Arrests (6)                      Speeding (15)                      Safety Belt Citations (11)                      Reckless (1)
- Sobriety Checkpoints Conducted (15)                      Paid Advertisement (T.V./Radio spots (26)

**Child Passenger Safety Week National Seat Check Saturday (2014):**

The Commonwealth of the Northern Mariana Islands continues to work closely with our partners and safety advocates to assure safety of our children and to reduce the number of young lives lost on our roadways. Whereas, our goal is to educate parents and caregivers about best practice when traveling with children from birth to age 12 and how to properly install and use child safety seats.

During Child Passenger Safety Week and throughout the year, we continue to educate parents on child passenger safety and inform them of the assistance we offer which is the Child Restraint Purchase Assistance Program.

**December 2014, Drunk and Drugged Driving Prevention (3D) Month Campaign:**

***“Driver Sober or Get Pulled Over” activities***

The Commonwealth of the Northern Mariana Islands will conduct its annual educational awareness campaign activities which kicked off with a proclamation on November 25<sup>th</sup> 2014. After the proclamation ceremony, law enforcement officers as well as administrative staff joined in a motorcade that ended at a centralized area for a photo shoot. On the 26<sup>th</sup> of November, a checkpoint was conducted and public was informed. On this same day, we started with our community volunteer Designated Drivers.

Since this date, and into the New Year, High Visibility Enforcement as well as checkpoints will continue to be ongoing and our designated drivers will be on standby from 6pm – 6am Friday, Saturday, and Sundays throughout December. School presentation, a visit to our local hospital, and the old age center program has been scheduled for this month bringing holiday cheers and awareness to the community both the young and old. Media advertisements reaching a diverse community to include local radio stations, television commercials, newspapers advertisement in many different languages as well as social media on Facebook.



***Island of Saipan Report...***

**Introduction**

Commonwealth of the Northern Marianas Islands (CNMI) consists of a chain of fourteen (14) tropical islands in which Saipan is the largest, and the capitol of the CNMI with a total of 15,493 registered vehicles with a population of forty-eight thousand two hundred twenty-two (48,222) in 2010. The Department of Public Safety was faced with many challenges. However, by focusing on programs such as Seatbelts, Alcohol, Pedestrian and Bicycle Safety, Motorcycle Safety and Distracted Driving DPS was able to remain at a relatively low fatality rate as compared to the previous years.

CNMI Department of Public Safety (DPS) consists of the Police Division, Fire Division, Criminal Investigations Bureau, and Bureau of Motor Vehicle. The Commissioner of DPS oversees the general functions of DPS while the Director of Police oversees the functions of the Police Division. Under the Police Division, which is divided into the Police Service Bureau consists of the Patrol Section (Village Patrol), Traffic Section (Highway Patrol), MCSAP (Motor Carrier Enforcement), and COPS (Community Oriental Policing Section), under the direct command of the Police Operations Commander.

**Occupant Protection**

The CNMI's seat belt usage rate of (90.51% ) for drivers and passenger restraint which was conducted in the year 2013, continues to exceed the national average as a result of the vigilance, public awareness and public education and enforcement by the CNMI's Police Department Through the continuous hard work and commitment of our officers and the Highway Safety Office personnel, we see a steady increase in seatbelt usage, from 90.51% in 2013 to 91.44% in 2014 . In addition, we see a striking increase in child restraint usage jumping from (43%) in 2013 to (71.2%) in 2014. The annual campaigns of the "Click-It-Or-Ticket" and the "Four-Step" programs have proved to be an effective tool in strengthening the CNMI's occupant protection program. While seat belt usage is a primary law in the CNMI it has served as a great deterrence.



2014 Click It or Ticket Mobilization display and conducted car seat courtesy inspection at the Saturday Street Market in Susupe.

For the “Click-It-Or-Ticket” Mobilization which was conducted May 20, 2014 to June 02, 2014 there was a recorded (56) occupant restraint violations and (5) child restraint violations. Then on September 16 – 22, 2014 during the Child Passenger Safety week there were a total of (17) occupant restraint violations and (1) child restraint violation. Furthermore DPS Police and Fire Divisions conducted a total of (3) car seat checkup events at multiple sites and inspected a total of (14) car seats. In this year's occupant restraint mobilization we have observed that there are more motorists in compliance with our local seat belt usage laws. In addition to this year's campaign we have incooperated a community outreach reward event for the annual "Click It Or Ticket" mobilization. Officers visited various areas on the island and distributed promotional and educational outreach material for occupants who were found to be in compliance with the seatbelt laws.

Through our community outreach, the Highway Safety Office (HSO) through its Child Restraint Purchase Assistance Program(CRPAP) was able to provide assistance towards the purchase of (374) car seats to different households in the CNMI for the calendar year 2014. As a result of this program, young children in the CNMI are much safer when traveling on our highways and roadways. In addition, the HSO has identified four (4) Fitting Stations on the island of Saipan alone such as Police Station, Fire Stations, and Highway Safety Office. Presentations were conducted to the community on retrofitting and properly securing car seat occupants most especially first time users of a child restraining device.

Trainings were also conducted with various participating vendors, to ensure that applicants applying for car seats are given the proper instructions and car seat for their children. To reinforce and spread vital occupant protection information, HSO has developed an information sharing network with local media outlets for both air and print. Visual messaging systems are also set up with private entities to take up the challenge in delivering our prevention campaign messages.

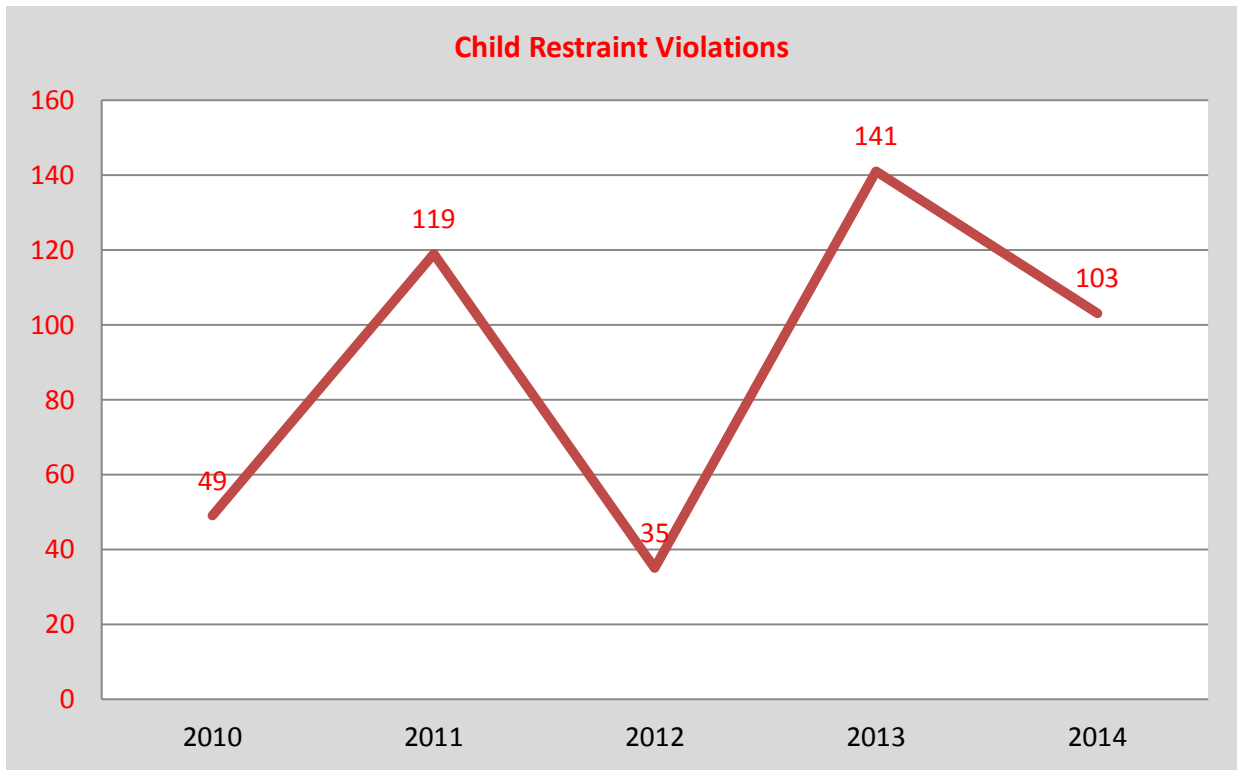
Majority of the occupant protection programs were focused on community outreach and public education. This outreach consists of publication of numerous community banners, handouts, and promotional items.

HSO worked with various educational institutions to partake in the promotion of occupant protection through school activities and other functions such as school walk-a-thons, pep-rallies, PTA meetings, etc.

Through our efforts, authorities were able to achieve and accomplish the following for its occupant protection and child restraint program for calendar year 2014 (January 1 thru December 02, 2014);

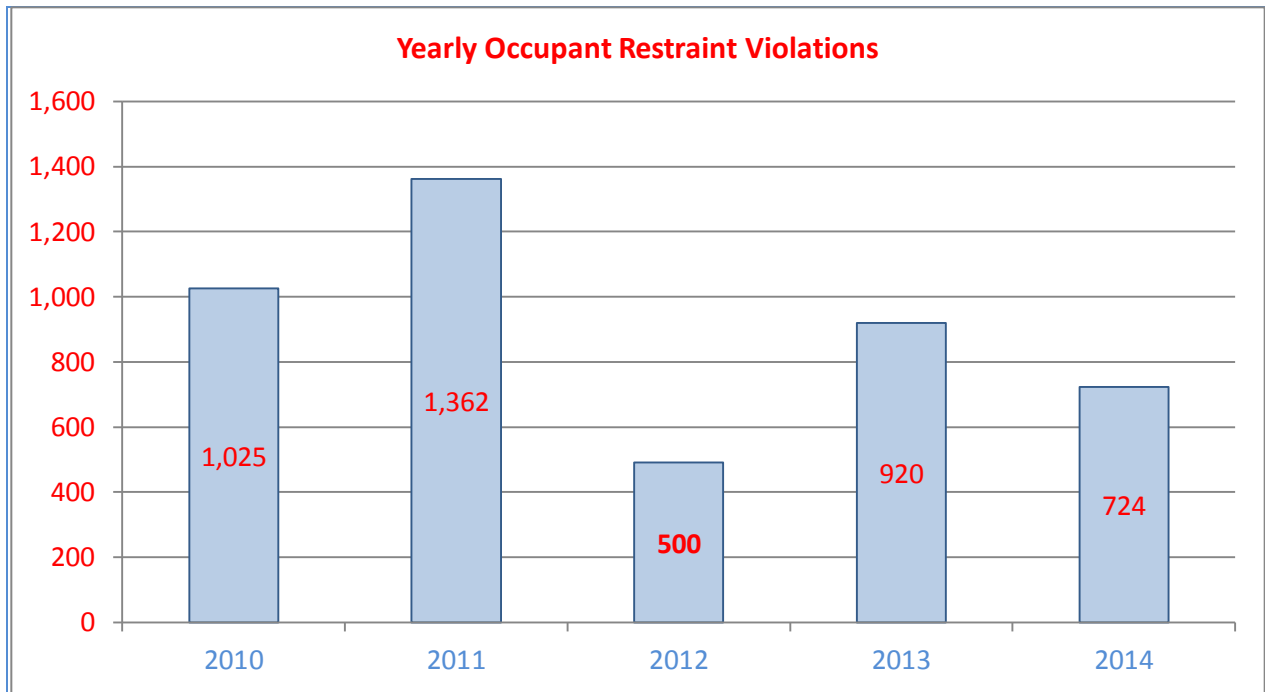
1. Traffic Section issued 620 safety belt citations and 103 for child restraint violations.
2. Traffic Section conducted 9 OP/CR Check points in 2014.
3. Traffic Section conducted 10 OP/CR Check up events in 2014.
4. Traffic Section conducted 12 OP/CR Presentations at various head starts and elementary schools.
5. Traffic Section inspected a total of (135) Car seat.





Local authorities from the island of Saipan continue to implement this type of safety measures and dramatically increased the number of enforcements to ensure that occupants of moving vehicles are safe and properly restrained. We saw a slight increase in traffic violation starting from (500) in 2012 to (920) in calendar year 2013, then a steady decrease dropping down to (724) in 2014.

For child restraint violations, there were (35) in 2012, (60) in 2013, and (103) in 2014. The number of occupant restraint traffic citations has slightly increased over the past year, as we are increasing our enforcement efforts to reduce the number of citations, injuries and deaths on the highway.



### Police Traffic Services (PTS)

The goal of the CNMI Police Traffic Services program is to improve efficiencies in the investigations of fatal or near-fatal crashes as well as enforce traffic laws on our highways and roadways by way of professional training and equipment acquisition designed to enhance and accomplish specified PTS tasks.

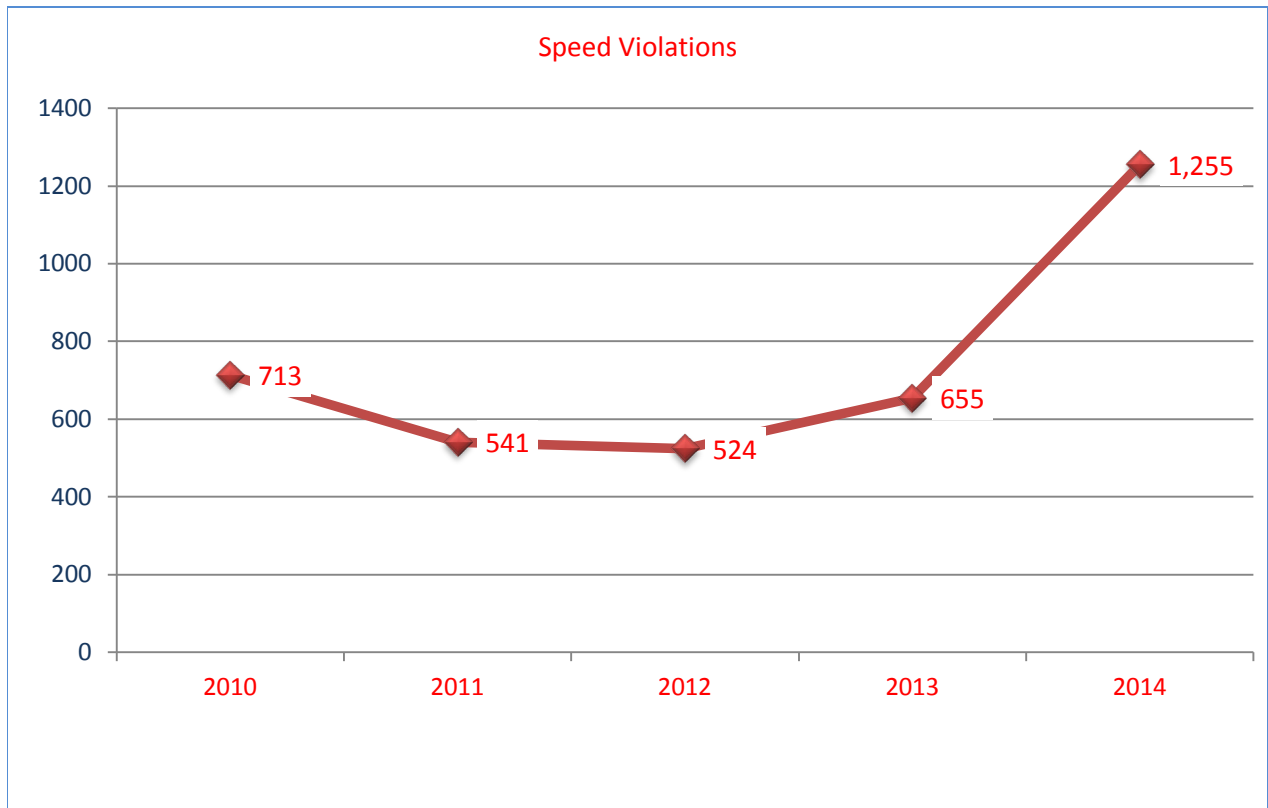
Funding from the U.S. Department of Transportation (U.S. DOT) National Highway Traffic Safety Administration (NHTSA) has been the main financial sources for local authorities in implementing these vital programs. With the continued efforts by both local and federal levels in achieving national targets, local authorities have developed initiatives to reinforce program delivery. Checkpoints, saturation patrols, drunk drugged driving prevention, speed management, traffic crash reduction, and other mobilization efforts were planned and delivered throughout the community.



2014 Motorcycle Safety Week, CNMI Motorcycle “Matua” Rider assisted during Motorcycle Safety Week Campaign.

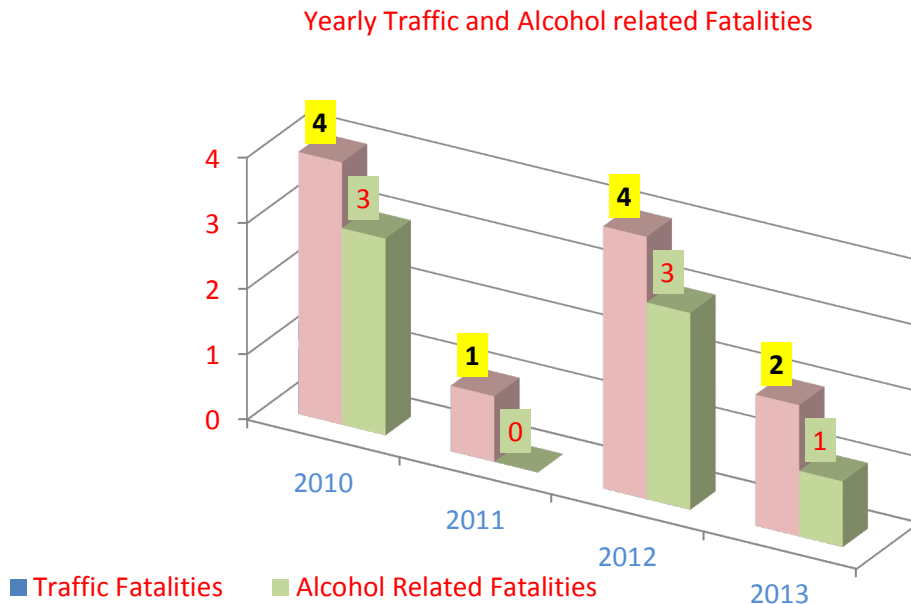
enforcement at strategic and high volume locations. Drag or street racing on highways continues to be monitored by PTS personnel. Through this coordinated program, authorities have staged enforcement personnel at unannounced locations to tag street racers. In calendar year 2014 (January 1 thru December 2, 2014), PTS authorities issued six hundred fifty-five (655) speeding citations which are usually charged with additional violation(s). PTS also conducted numerous Speed Enforcement mobilizations while out on Scheduled HVE sites.

While speed is considered to be one of the main factors of most traffic crashes involving injuries and/or fatalities, CNMI Police Department initiated “High Visibility Enforcement (HVE)”, in which marked police vehicles are assigned to specific locations island-wide for high visibility traffic enforcement during rush hours with limited number of speed detecting devices such as LTI 20/20. Due to an increase in numbers of traffic enforcement, we have seen a slight decrease in speeding violations from (713) in calendar year 2010 to (541) in 2011, (524) in 2012, then an increase to (655) in 2013. Due to the recent increase of speed detection instruments, traffic section has increased speed enforcements. This will definitely serve as a deterrence of traffic violations.



Reduction of traffic related fatality crashes on our highways and roadways continues to be a challenge. The crucial goal of the traffic section is to reduce the number of fatalities. In previous years the Department of Public Safety was able to maintain a relatively low number of traffic fatalities by enforcement through Saturation Patrols, HVE programs, and Sobriety Checkpoints conducted and has stepped up deterrence effort with respect to DUI (Driving under the Influence) and other aggressive drivers. As noted, these activities are considered as many positive enforcement programs by authorities.

This collaborative effort also involves working with other government agencies and safety advocates to solidify program exposure and achieving highway safety goals.



Through our efforts and with limited available resources and manpower, authorities were able to achieve and accomplish the following for its PTS program for the year 2014;

1. Maintain a low number of traffic fatalities (2) as compare to the year 2014.
2. Provided one-hundred and eighty two (182) traffic escorts and directed seventeen (17) events requiring directing traffic on the main highways or roadways.
3. Decrease the number of Occupant restraint violators on the highways.
4. Decrease the number of Speed violation on the highways.

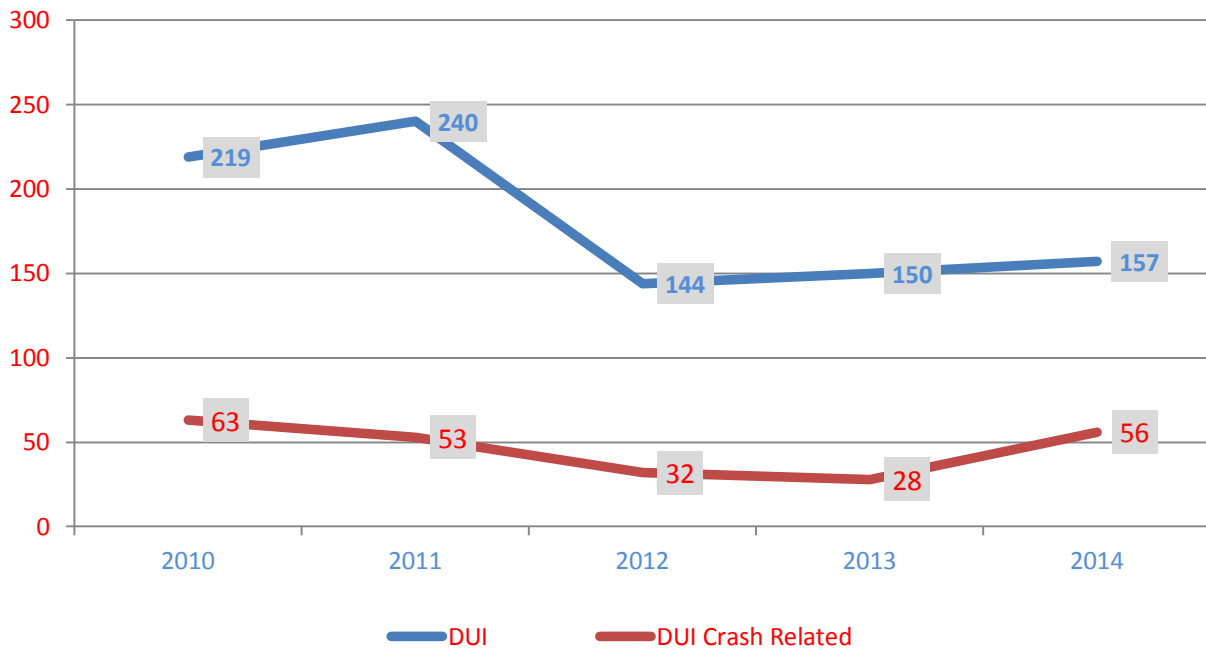
### **Alcohol Countermeasure**

The CNMI continues to see an impaired driving problem on its highways and roadways. Police departments throughout the CNMI continue to implement aggressive impaired driving campaigns to deter operators to go behind the wheel when they are impaired. It is, however a noticeable challenge to instill the mentality among these individuals of the consequences when driving impaired. This problematic area is considered a behavioral factor among violators. To positively influence these behavior patterns, authorities have developed an extensive anti-impaired driving mobilization. These mobilizations are often implemented at high peak periods

including holidays. Departments are tasked to develop their campaign for both day and night, weekdays and weekends. These mobilizations may include any of the following: highway interdictions, saturation patrols, sobriety checkpoints, and selective traffic law enforcement programs.

The Traffic section conducted 15 checkpoints in the calendar year 2014 (as of December 2, 2014), there were a total of (157) DUI arrests made. Out of (157) DUIs (56) were crash related.

### Yearly DUI Arrests and DUI Involved Crash



However, authorities noted steady decrease in recorded alcohol related traffic crashes in the past four years:

2010-(2,588) Total Traffic/Non-Traffic Crashes and (63) involving alcohol.

2011-(2,368) Total Traffic/Non-Traffic Crashes and (58) involving alcohol.

2012-(1,672) Total Traffic/Non-Traffic Crashes and (32) involving alcohol.

2013-(1,899) Total Traffic/ Non-Traffic Crashes and (28) involving alcohol.

2014-(1,081) Total Traffic/ Non-Traffic Crashes and (56) involving alcohol.

In addition to local efforts, authorities also participate in the national mobilization efforts by mirroring mobilization targets and events. One of the biggest events recognized by local authorities is the “Drive Sober or Get Pulled Over” campaign during the Impaired Driving Prevention Month in December throughout the CNMI. This year, Highway Safety Office together with CNMI Police Department has formed the 2014 “3D” committee and is actively taking part in this year's national campaign and using a proactive approach.

This event brings together all safety advocates from various government, private, and non-profit agencies to head the “Call” of drunk-free driving and promote a safe and sober driving on our roadways. Agencies and non-profit organizations who support this annual mobilization include

the Public Safety foundation, U.S Customs and Border Patrol (CBP), Northern Marianas College (NMC), Community Guidance Center (CGC), Commonwealth Ports Authority (CPA), etc. These foundations and agencies have been assisting our organization develop and coordinate impaired-driver events and deterrence. Some examples of these mobilizations also include school presentations and displays at various outlets throughout the islands.

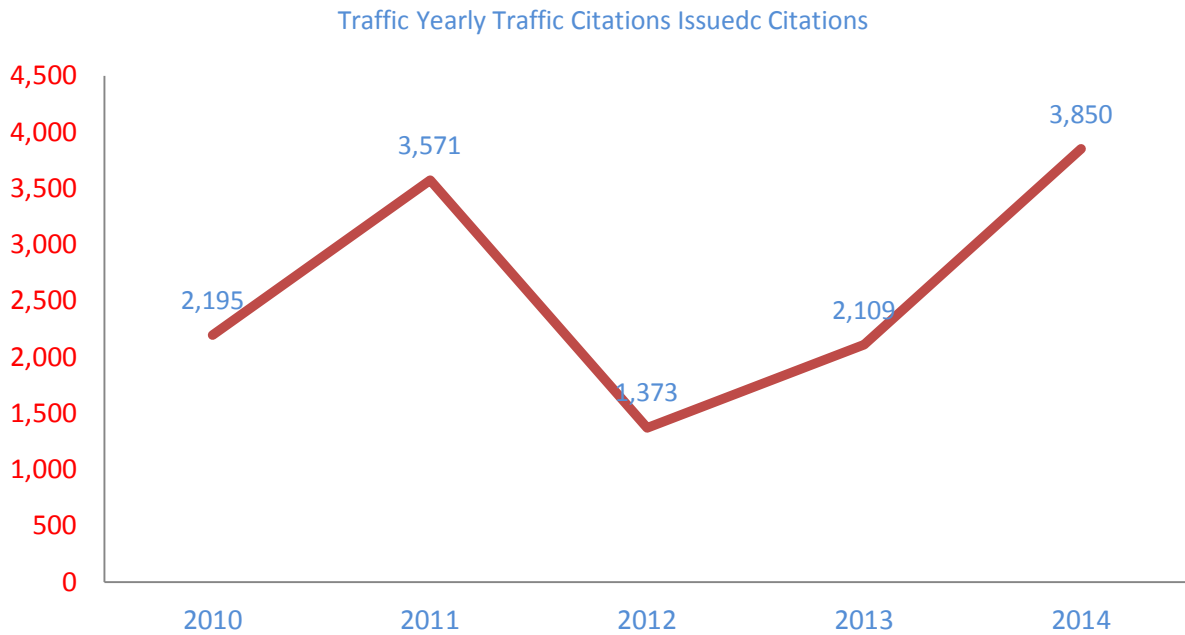
The “3D” Designated Driver (DD) Program which consists of volunteers from the community takes an active role in this campaign. This program consists of men and women who provide transportation services throughout the campaign voluntarily and without fees. Various car rental companies on island donate vehicles and cell phone companies donate communication equipment and services for this specific program. This program has always been the highlight of the campaign. Under the “3D” program, Sobriety Checkpoints and Saturation Patrols will be conducted as part of enforcement plan to step up deterrence effort with respect to DUI (Driving under the Influence) and other aggressive drivers. As noted, this activity is considered as one positive enforcement program by authorities.

This collaborative effort also involves working with other government agencies and safety advocates to solidify program exposure and achieving highway safety goals. Although the calendar year 2014 has not ended, more deterrence and enforcement programs to come during upcoming holiday season, authorities were able to achieve and accomplish the following for its alcohol countermeasure program for the year 2014;

1. Conducted (15) sobriety checkpoints during the 2014 National Impaired Driving Crackdowns “Labor Day Weekend”, “Fourth of July Impaired Driving”, “Driver Sober or Get Pulled Over”- holiday campaign from November to December 2014.
2. Detected and processed (157) impaired drivers on the highways and roadways.

## Conclusion

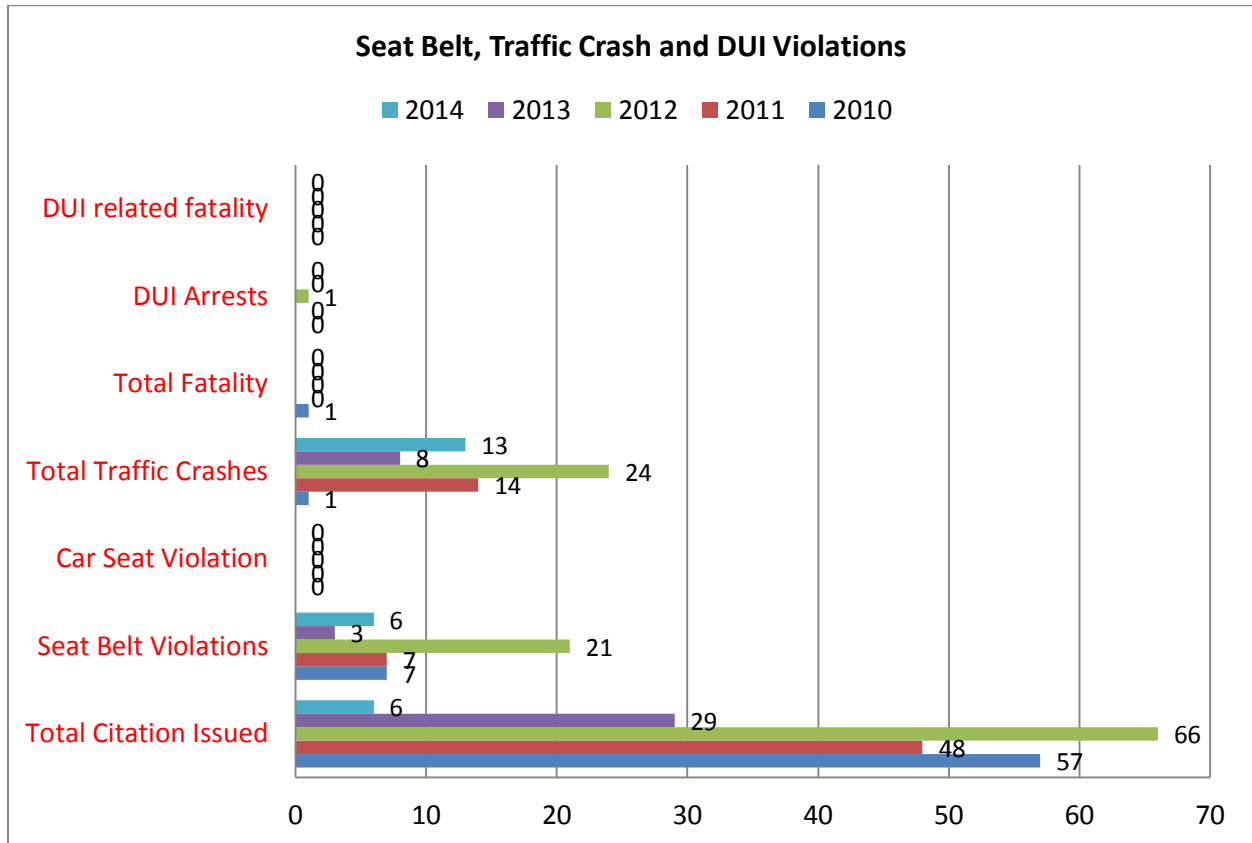
Based on our traffic citation records collected, Police Traffic Services issued total of (3,850) traffic citations in 2014, compared to (2,109) traffic citations in 2013. These figures show that motorists in the island of Saipan continue to violate traffic laws. Although we see a steady increase in violations in the year 2014 as compared to the year 2013, we see that operators are more in compliance with the laws as compared to previous years and fatalities are still at a low.



***Island of Tinian Report...***

The goal for this section is to continue to keep our roads safe for all motorized vehicles by educating the public and boosting up enforcement to prevent any traffic fatality or serious injury.

**STATISTICS FOR SEATBELT USAGE, TRAFFIC CRASH/FATALITY, and DUI ARREST/FATALITY**



The data collected for 2014 is from January to November

SFST training Saipan (February 2014)

Officer Peter Palacios and Wally Villagomez attended the SFST training on Saipan and got certified to conduct the Standardized Field Sobriety Test.

Intoximeter recertification (February 2014)

Officer Peter Palacios and Roland San Nicolas attended the intoximeter certification in Saipan and got certified to operate the intoximeter.

ARIDE training (March 2014)

Officer Peter Palacios attended the ARIDE training at Jacksonville Florida.



**Click it or Ticket National Enforcement Mobilization (May 2014)**

FIRE/EMS Section had an open house activity for the community at the Tinian Fiesta Grounds and we participated by conducting a Car Seat Courtesy Inspection. Promotional and educational giveaways were distributed during this event.

**Enforcement (June 2013)**

There were no mobilizations conducted due to fuel problems, however regular duty enforcement was conducted.

**Fourth of July Impaired Driving (July 4, 2014)**

There were no mobilizations conducted due to fuel problems, however regular duty enforcement was conducted. No citations were issued.

**Back to School Safety Month (August 2014)**

Speed Enforcement/LASER Enforcement was conducted, however no citations were issued during the enforcement.

**National Crackdown Labor Day Weekend (Aug.13 – Sept. 01, 2014)**

There were no mobilizations conducted due to fuel problems and lack of manpower, however regular duty enforcement was conducted. No citations were issued.

**Child Passenger Safety Week (September 2014)**

Checkpoints were not conducted due to weather conditions heavy raining.

On September 9, 10, 11, 2014 the Tinian Traffic Section conducted a child restraint survey.

**National Seat Check Saturday (September 21, 2013)**

Officer Roland San Nicolas, Eugene Mendiola, and Peter Palacios conducted a courtesy car seat inspection at Huang Shun Super Market and inspected a total of 4 cars with car seats.

**Halloween (BUZZED DRIVING OR DRUNK DRIVING):**

There were no mobilizations, however regular enforcement was conducted.

There were no citations issued on this day.

This section assisted at the Halloween parade and mini carnival at the Tinian Fiesta grounds.

**Car Seat Presentation for Students and Parents at Head start (October 2014)**

Officer Peter Palacios and Eugene Mendiola conducted a 1 hour presentation at Tinian Head Start about car seats and pedestrian safety.

On November 25, 2014 Officer Villagomez attended signing of the proclamation at the Governor's Office (3D).

**Plan for Holiday Season (Impaired driving “Drive Sober or Get Pulled Over”) (December 1, 2014-January 1, 2015)**

This section combined with Tinian Elementary School will be having a Christmas Caroling to the government agencies and Man Amko.

Two checkpoints will be conducted on December 11, 2014 and December 22, 2014

-School presentations

-Santa Clause Visitations

-Sobriety Checkpoints and STLE Enforcements

### ***Island of Rota Report...***

The following is the 2014 Annual Report for the Traffic Section on Rota. In this report I will outline the Traffic Section's statistics for 2014, to include 3-5 years ago. I will also discuss the areas concerning Occupant Protection/Child Restraint, Alcohol and Other Countermeasures, and Police Traffic Services.

#### **TRAFFIC SECTION OVERVIEW:**

The Traffic Section is currently manned by 3 sworn personnel to include the Traffic Section Commander. These 3 personnel split responsibilities within the section in order to ensure that all programs are accomplished in the most effective and efficient manner. The Traffic Section currently has a total of two vehicles within the section. There is one 2008 Ford Explorer and one 2014 Ford Explorer assigned to the section. There were also two 2010 Kawasaki Vulcan 900cc motorcycles for use in STLE and HVE operations.

However, these motorcycles are out of service due to maintenance issues. There is also a Mighty Mover checkpoint trailer for use in OP/CR and DUI checkpoints. The checkpoint trailer is also experiencing mechanical issues and deterioration of the hull due to exposure to the weather. All vehicles were purchased through federal grants. The section also utilizes officers from the Patrol and Criminal Investigation section for enforcement operations such as checkpoints and High Visibility Enforcement. Since there is a very minimal amount of manpower available in the department officers from all sections assist with various duties and programs.

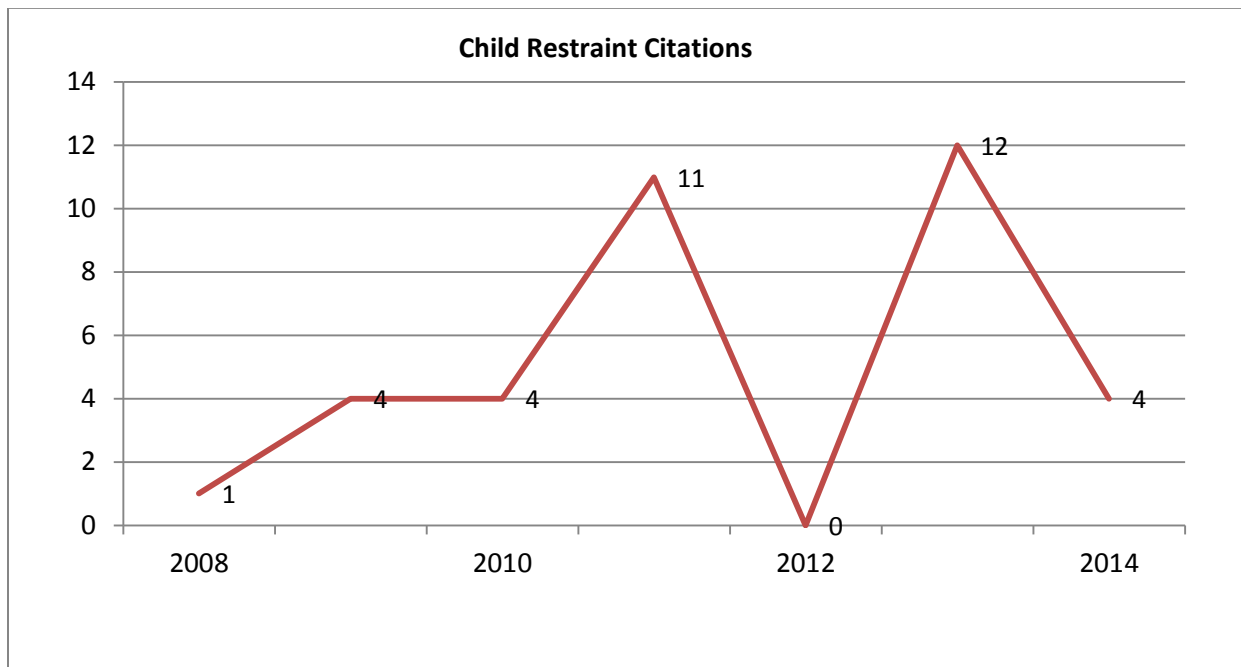
#### **PROGRAM PROCLAMATIONS:**

Since the inception of the new municipal administration we have been unable to conduct proclamation signing ceremonies for the numerous programs we have. I have tried in vain to explain the importance of having a municipal proclamation signed by the Mayor of Rota. However, the mayor feels that duplicating a proclamation that has already been signed by the Governor is repetitive and unnecessary. The mayor's position is that he would rather have the proclamation read and he would acknowledge the importance of it but would not sign the document. Hence, we were unable to have any proclamations signed.

#### **OCCUPANT PROTECTION/CHILD RESTRAINT:**

In September 2014 the Traffic Section conducted a seatbelt usage rate survey on the island. These surveys were conducted along the main highways and rural areas. We also conducted a survey on the usage of child restraints. The survey revealed that the island of Rota had an average of 80.64% for drivers, 73.7% for passengers, and 56.85% for child restraints. The Traffic Section, in collaboration with local non-profit organizations and civic groups continue to strive for greater awareness and compliance in regards to seatbelt and child restraint laws.

The annual campaigns of the Click it or Ticket Mobilization, Buckle Up CNMI, and the Four Steps for Kids program, have proven to be an effective medium in strengthening Rota's Occupant Protection/Child Restraint program. Through these programs officers conduct high volume traffic stops as well as an increase in public education and awareness activities. Through our community outreach programs we have been able to reach a large amount of people and increase education and awareness. Each annual activity continues to see a rise in the number of participants.

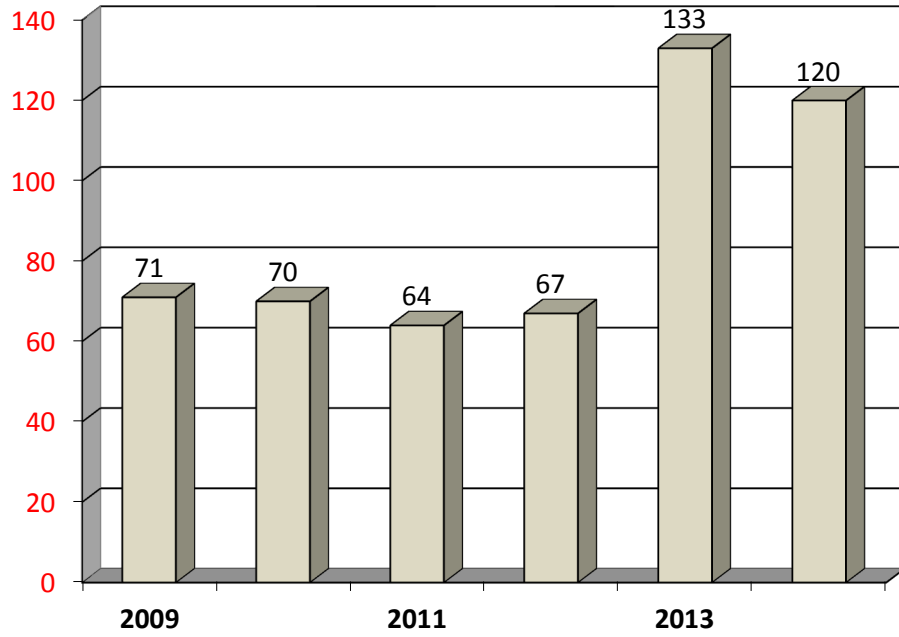


To help spread important and vital information the Traffic Section has worked with local media outlets for air and print media. It has also maintained a website under social networking sites such as Facebook to target the younger, technologically advanced demographic. A vast majority of the occupant protection program focused mainly on community outreach and education. This consisted of publication of banners, hand-outs, pamphlets and promotional items.

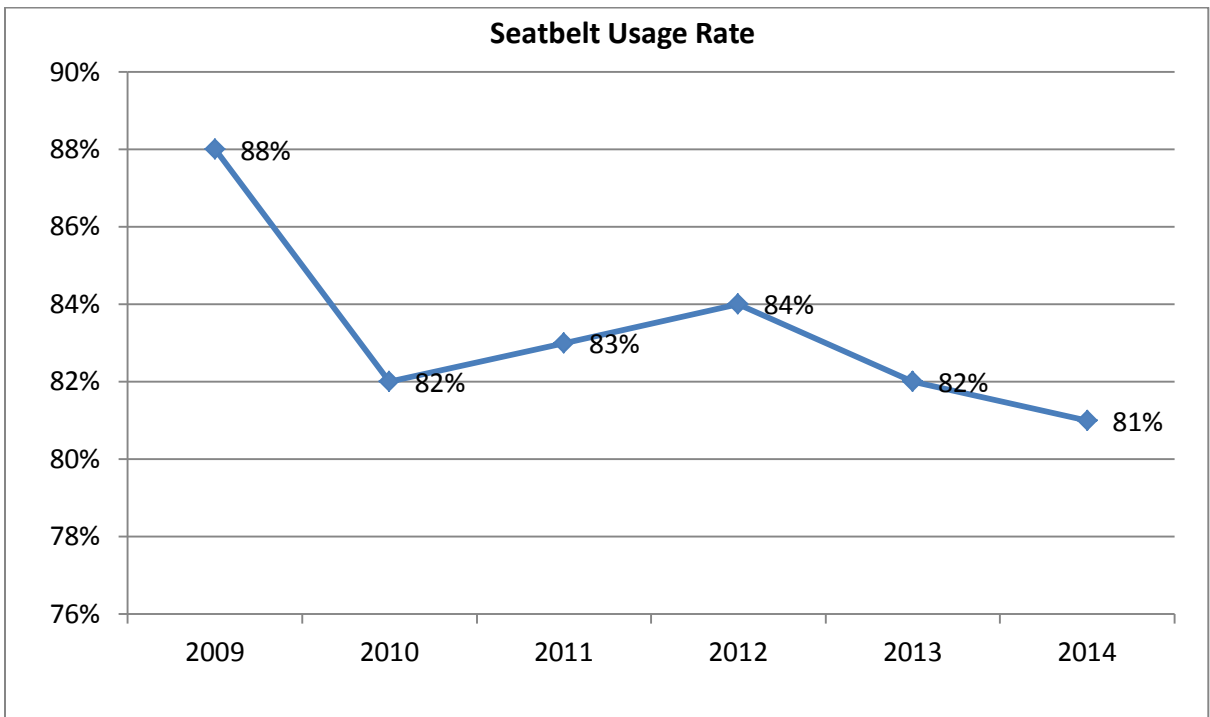
Through our efforts we were able to achieve and accomplish the following for Occupant Protection and Child Restraint program for the year 2014:

1. Issued (120) citations for safety belt violations
2. Conducted (14) OP/CR Checkpoints
3. Conducted (15) OP/CR Surveys
4. Conducted (21) OP/CR Presentations
5. Sent (3) officers to become Child Passenger Safety Technicians
6. Sent (3) officers to recertify as Child Passenger Safety Technicians
7. Sent (1) firefighter to attend Kidz in Motion Conference

**Seatbelt Citations**

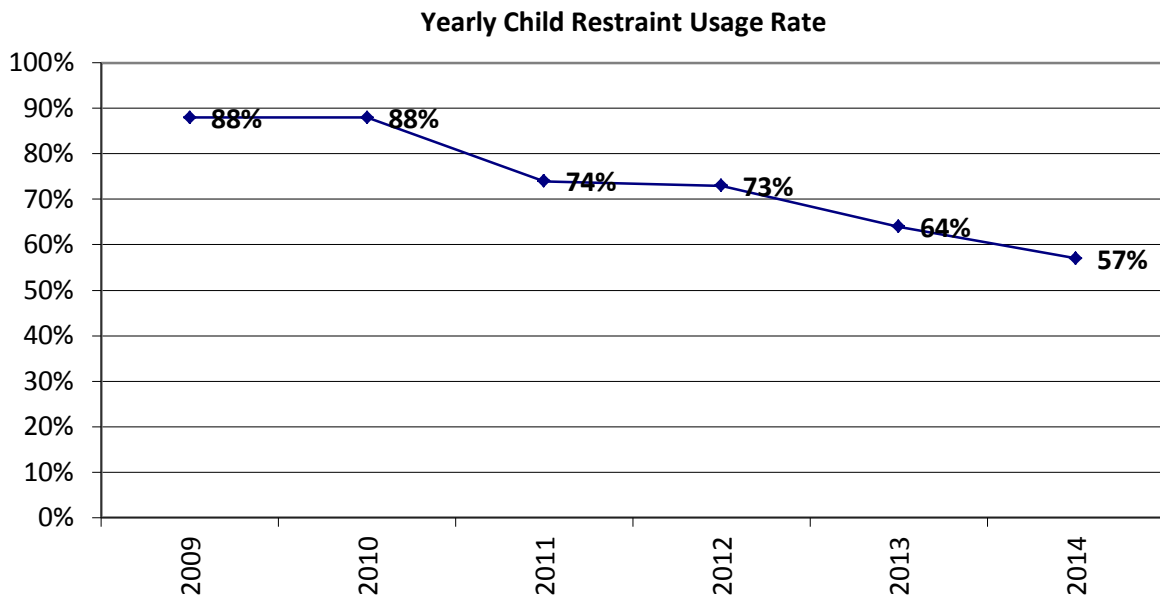


**Seatbelt Usage Rate**





Child Passenger Safety Technicians inspecting a child restraint during *Seat Check Saturday on Rota*.



**TRAFFIC CRASHES/FATALITIES:**

Traffic crashes continue to occur despite the island's small size. However, it should be noted that most of the traffic crashes that occur on the island are single-car crashes. Our statistics and surveys show that most of the traffic crashes generally occur in problem areas. The problem areas are due to roadway design and engineering. Numerous surveys have been conducted throughout the years to address these locations but they have fallen on deaf ears due to financial constraints on the Department of Public Works.

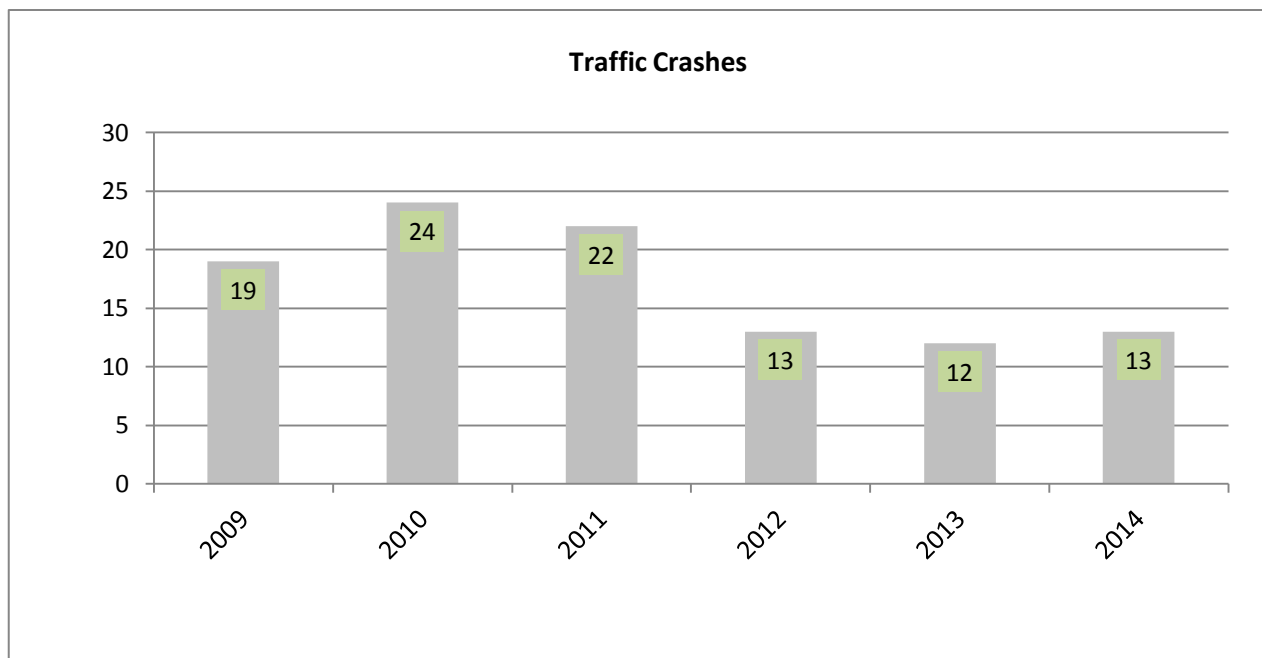
In 2014 the Traffic Section has responded to thirteen (13) traffic crashes so far. Of the 13 total crashes, 7 of them were single-car collisions with objects. The remaining crashes were auto-auto crashes which occurred in rural locations due to driver error. However, we have been maintaining the average number of crashes which occur per year on the island.

**POLICE TRAFFIC SERVICES:**

The goal of the Rota Traffic Section's police traffic services program is to improve efficiency in the investigations of fatal or near-fatal crashes as well as enforce traffic laws on our highways and roadways by way of professional training and equipment acquisition designed to enhance and accomplish specified PTS tasks. With assistance from the Highway Safety Office, the Traffic Section has continued its efforts in achieving national goals by reinforcing its programs. The Traffic Section has conducted checkpoints, saturation patrols, drunk driving prevention, speed management and other mobilizations in the community. We have continued to focus a lot of our efforts in speed management with random laser speed enforcement at strategic and high volume areas. Speed enforcement has also been focused in school and rural areas frequented by children and adolescents.

Through our efforts we were able to accomplish the following for police traffic services in 2014:

1. Bring back traffic fatalities to zero for 2014 compared to one in 2011.
2. Maintain the number of traffic crashes with serious injuries at zero for the year.
3. Acquire 2 new laser speed detectors



**ALCOHOL AND OTHER DRUG COUNTERMEASURES:**

As with all other states and territories, Rota continues to see impaired driving as a major problem on its highways. The Rota Traffic Section continues to implement aggressive impaired driving campaigns to deter operators from driving when impaired. With innovative and educational programs targeting specific demographics we have been able to curb the number of DUI-related crashes on the island. An increase in enforcement efforts also attributed to a lower number of DUI-related crashes.

However, according to recent surveys conducted by students of the local high school, many would-be offenders were deterred due to the program’s Drive Sober or Get Pulled Over campaign. The success of the program is attributed to the wide range of people targeted to participate in its events. The coalitions of youth, government, and civic groups along with law enforcement personnel have formed a hugely successful educational and awareness campaign. To date the Traffic Section has conducted two sobriety checkpoints with 20 more pending.

These sobriety checkpoints are located in high volume and problematic areas during peak and off-peak hours. The traffic Section also enlists the aid of volunteers and student groups to assist and observe the checkpoints. This participation further educates the participants. Since we have yet to conduct our *Drive Sober or Get Pulled Over* campaign it is difficult to judge our performance for the year.

We have many programs that haven’t been executed yet because we are following the NHTSA communications calendar. For an explanation as to the events that occurred during the Impaired Driving Crackdown please see that section below.



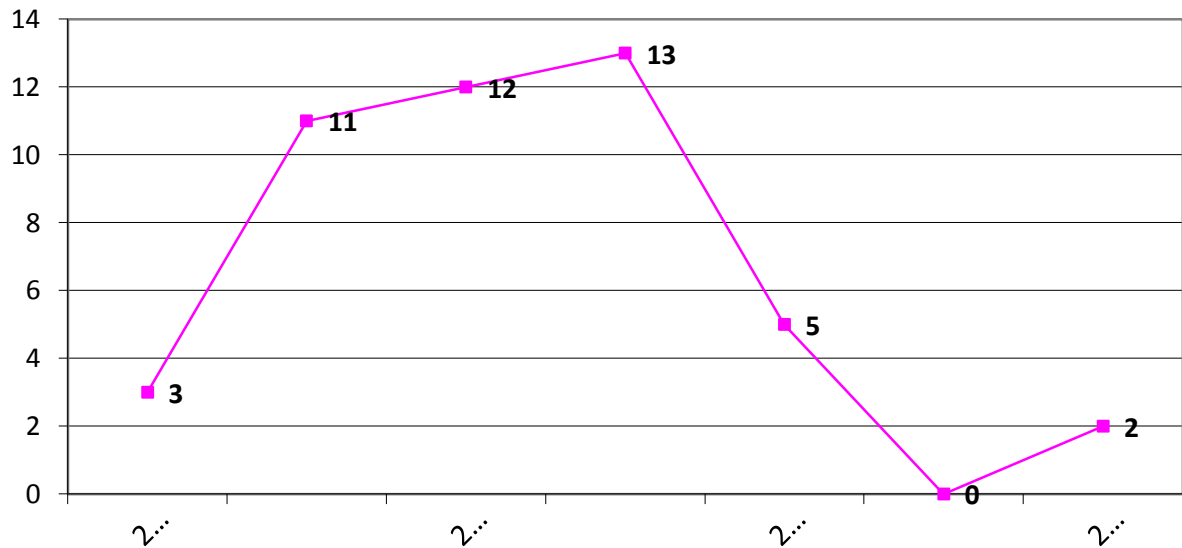
Through our efforts we were able to accomplish the following for alcohol and other drug countermeasures for 2014:

1. Conducted 7 presentations on Impaired Driving



Traffic Officers during traffic stop on Rota High Visibility Enforcement (HVE) operation on *Impaired Driving National Enforcement Crackdown*.

DUI Arrests



**CHECKPOINTS (SOBRIETY & OP/CR):**

Checkpoints continue to serve as an effective tool for deterrence and detection of certain violations. Our goal during the 2014 Highway Safety Plan was to conduct a minimum of three safety belt checkpoints per quarter and a minimum of three sobriety checkpoints per quarter by the end of 2015. As of date we have conducted a total of 14 Occupant Protection/Child Restraint checkpoints.

The checkpoints we have conducted have resulted in the community being forced to stay off the roads as they were effectively deterred from driving on the highways. This is evidenced by the number of vehicles that we have screened in certain locations. We have encountered checkpoints where no vehicles were on the highways. A group of local students conducted surveys regarding the effectiveness of checkpoints on the island.

They reported that most residents would rather stay at home during the hours of checkpoint operations because they feared that they would get caught with a violation. This survey result confirmed our initial suspicions that motorists were avoiding the checkpoints by staying at home rather than taking chances on the roads.

**HIGHWAY CRIMINAL INTERDICTION (HiCI) or HIGH VISIBILITY ENFORCEMENT (HVE):**

Highway Criminal Interdiction (HiCI) or High Visibility Enforcement (HVE) are considered some of the most effective enforcement maneuvers on the island. Having a large group of officers conduct enforcement at the same time greatly increases our abilities as a department to effectively enforce traffic laws. The motorists get shocked at the amount of officers and vehicles out on enforcement that they tend to return home and park their vehicles. This effectively deters the public from driving impaired.

During these activities teams are sent to conduct island-wide enforcement on all traffic laws. At certain times there are multiple speed monitoring sites that greatly affects the movement on the main highway. During the operation we also conduct saturation patrols and intersection monitoring. Saturation patrols usually result in a greater deterrence factor.

During 2014 we have conducted a total of eighteen (18) HiCI's or HVE's so far. These activities range in time, although most of them occurred during night hours. Most of the citations issued throughout the year are through these types of enforcement activities. We are blessed with a group of dedicated, hard-working officers. However, we are cursed with limited vehicles, fuel, and funds to conduct more enforcement activities. With an increased number of vehicles, fuel and funds we will be able to conduct more activities and be more effective.

**CLICK IT OR TICKET MOBILIZATION:**

During this year's mobilization conducted a total of 5 OP/CR checkpoints. We also conducted 8 presentations. Aside from enforcement and education we also conducted numerous community outreach events.

**NATIONAL IMPAIRED DRIVING CRACKDOWN:**

During this year's crackdown we were unable to obtain additional manpower from the other sections within the department due to many officers were attending off-island training. The three traffic officers conducted enforcement operations during night hours. We also conducted a series of presentations about drunk driving.



Traffic Officers on Rota conducting traffic stop during the *Impaired Driving National Enforcement Crackdown August/September 2014.*



Occupant Protection/Child Restraint Checkpoint conducted during *Child Passenger Safety Week.*

**CHILD PASSENGER SAFETY WEEK:**

During the Child Passenger Safety Week the Traffic Section conducted several educational and public awareness programs. The Traffic Section also held several checkpoints and HiCI operations to enforce seatbelt and child restraint laws. The Traffic Section capped off the program with holding a Child Restraint Check-up Event. CPS Technicians conducted a total of 38 seat checks.

**HALLOWEEN:**

We conducted an HVE operation on Halloween Night that coincided with a Trick-or-Treat station held at DPS Central. During the HVE operation we effectively deterred would-be impaired drivers on the highway as there was a large volume of pedestrians and motorists. The saturation patrols held during the HVE were highly visible around parties and other gatherings. As for the Trick-or-Treat station we were able to serve 122 people with treats such as promotional items, educational pamphlets, and activity books.

**THANKSGIVING HOLIDAY TRAVEL:**

We plan to conduct a total of three High Visibility Enforcement operations and two Sobriety checkpoints right around the Thanksgiving holiday. We hope that with our focus on enforcement during this week the community will respond positively and there will be no impaired driving incidences. We are also holding our sports tournament during this week to keep the community from engaging in drinking activities.

**PRE-HOLIDAY SEASON & HOLIDAY SEASON:**

The 3D committee has scheduled numerous events for this year's campaign. Our campaign began since October 31, 2013 and will last through the first week of January. We have scheduled numerous HVE operations as well as checkpoint sites. We also have scheduled several community oriented events. Another successful event that is being held during this campaign is the 7<sup>th</sup> Annual 3D Sports Tournament. Through a collaboration with the Public School System we were able to secure the Rota High School gymnasium to utilize during the tournament. The tournament consists of a volleyball and basketball tournament.

All participants of the various events are required to fill out a baseline and ending survey as the program progresses. We intend to use these surveys to collect and report data to the State Epidemiological Profile as well as to use it to enhance our programs.

**AREAS OF CONCERN:**

In order to excel and achieve greater success we find that there are certain areas of concern that must be addressed in order for the section to reach its goals. A big issue that hinders the success of the programs is the shortage in fuel. We believe that with additional fuel during HVE operations we will be able to achieve greater success than in the past.

Another area of concern is the need for a structure to house/store our vehicles and equipment. Our checkpoint trailer is evidence of the deterioration that happens when it is left exposed to the elements. Also, the two Kawasaki Vulcan motorcycles have suffered the same fate as they were exposed to the weather due to a lack of housing. Lastly, we believe that with additional manpower dedicated to the section we will be able to strive for higher and loftier goals and achieve. As it is now, the three personnel within the section must accomplish all the section requires on their own and it sometimes hinders some of the programs within the section.

An additional two to three personnel should suffice wherein we could split responsibility of certain programs to each officer. That way the workload would lessen. Despite these concerns the Traffic Section remains committed to achieving and surpassing the goals it has set and continues to strive for excellence.

**CONCLUSION:**

Although the island of Rota is a small community, the Traffic Section aims at providing it with the best in police traffic services it can render. Officers assigned to the section continue to strive for excellence in their duties as they serve their community. Through the various programs it has implemented, the Traffic Section has forged a bond with the community unlike any other. The popularity and effectiveness of its programs allow the Traffic Section to reach all age groups and demographics to better educate and inform. This enables the flow of information to go uninterrupted and allow for a greater success of its programs and activities.

Despite a lack of funding and manpower the officers within the section continue to improve the programs in which they are mandated to carry out. The dedication of these officers is noteworthy and commendable.

The Traffic Section is gradually increasing its efforts to better spread information through technology based concepts. The remoteness of the island and the limited resources it has hindered most of the program's success compared to their counterparts in Saipan and the mainland. However, the Traffic Section has formulated avenues in which to address advertisements and paid media challenges.



2014 Child Restraint courtesy inspection conducted during *Child Passenger Safety Week and Trick-Or-Treat activity on Rota.*

In collaboration with civic groups and private entities, the Traffic Section is looking towards producing their own public service announcements and air commercials through the government run cable channel. In conclusion, despite the challenges this small section may face it continues to achieve excellence in regards to its programs in the most effective and efficient manner.

**NHTSA-EMS 2014 ANNUAL REPORT**

**TRAFFIC-RELATED EMS TRAINING AND CERTIFICATION**

The Department of Public Safety-Fire Division, Office of EMS continues to provide traffic-related training and certification courses for EMS/Rescue personnel in the islands of Saipan, Rota, and Tinian from EMT-Basic (EMT), Basic Life Support for Healthcare Providers (BLS), and other specialized training such as Pre-hospital Trauma Life Support (PHTLS) and Pediatric Education for Pre-hospital Professionals (PEPP) that provide emphasis on trauma-related injuries from motor vehicle crashes or other traffic-related incidents. These traffic-related courses are required for EMS/Rescue personnel and are conducted at least twice a year depending on their recertification cycle. EMT and BLS continue to be the minimum certification and staffing requirement to work on the ambulance or rescue unit.

At present we have 78 personnel in Saipan, 11 in Tinian, and 5 in Rota. We have 3 lead EMT instructors, 2 EMT skills instructor, and 11 BLS instructors between the three islands. We need to maintain the certification of our EMT and BLS instructors and recruit additional instructors to adequately and effectively conduct these traffic-related training and certification programs. The additional EMS instructors will improve and sustain the quality of training and education being conducted to EMS/Rescue personnel in responding to motor vehicle crashes or traffic-related injuries. All BLS instructors are in need of recertification as their expiration dates are in December of this year. Our 3 lead EMT Instructors completed Certification in South Dakota in September of this year. We have plans to certify 3 more BLS Instructors this year to augment the high request of classes by the general public.

Currently, our first batch of EMT recertification class was completed on December 1-5. There is an ongoing class that will conclude on December 19. Our last round of classes will begin on December 29. Our Rota and Tinian personnel have all completed recertification earlier this year. BLS Recertification is also included in the week long classes.

We continue to seek and obtain national certification through the National Registry of EMTs to demonstrate the minimum level of competency as compared to other providers in this profession. So far, 10 EMS/Rescue personnel, 9 from Saipan and 1 from Tinian have successfully passed the certification exam either at the first or second attempt. We continue to have a difficult time in achieving our goal at least an 80% pass ratio on the first attempt taken by EMS/Rescue personnel because of English being a second language for majority of our personnel. Having well-trained and competent EMT-Basics to respond to motor vehicle crashes that deal with critical and dangerous situations or treat seriously injured victims from traffic-related incidents requires continuous EMS professional education, training, and certification.

Funding support is needed to sustain recruitment and retention of EMS instructors, administer the NREMT exams, certify and recertify EMS/Rescue personnel at all levels to include maintaining sufficient instructional materials, equipment, and supplies.

### **TRAFFIC-RELATED EMS ON-THE-JOB TRAINING AND EXCHANGE PROGRAM**

The Department of Public Safety-Fire Division, Office of EMS/Rescue Section needs to enhance its traffic-related EMS on-the-job training for EMS/Rescue personnel from the islands of Rota and Tinian. This traffic-related EMS training program will allow those personnel to be proficient in their EMT knowledge and skills as it relates to motor vehicle crashes or traffic-related injuries.

Unfortunately, again, because of funding issues, we were not able to continue this program this year. We would like to conduct this traffic-related EMS on-the-job training program on a rotational basis until all EMS/Rescue personnel from these areas have completed the program. Furthermore, EMS/Rescue personnel from Saipan will continue to use this opportunity to network with their peers in Rota and Tinian while their counterparts undergo this training in Saipan as part of an exchange program. The continuation of this program is critical in the retention of acquired skills most especially for our Rota and Tinian personnel who are exposed to a very minimal number of incidences where these skills can be applied.

Funding support is needed to maintain and sustain this traffic-related EMS on-the-job training and exchange program for EMS/Rescue personnel from the islands of Rota and Tinian which will enhance their EMT knowledge and skills when responding to these incidents and provide them with the necessary “hands-on” tools and experience needed in achieving better patient outcomes in traffic-related crashes within their EMS systems.

### **TRAFFIC SAFETY AND EMS PUBLIC EDUCATION AND INJURY PREVENTION PROGRAM**

The Department of Public Safety-Fire Division, Office of EMS has successfully conducted numerous traffic safety and EMS public education injury prevention campaigns in collaboration with the traffic section within our department and other government agencies and stakeholder organizations as it pertains to motor vehicle crashes or traffic-related incidents. We continue to partner with our stakeholders to provide innovative and alternative public education programs to the communities, citizens, and visitors in the islands of Saipan, Rota, and Tinian to reduce the need for emergency medical services which are crucial to preventing and reducing motor vehicle crashes or traffic-related injuries by keeping the public informed and educated on these issues. We continue to invest in advertising via all outlets, radio and television airtime as well as billboards and signs placed throughout the island.



EMS has been more actively involved in increasing awareness of occupant protection for younger adults, advocate for stricter traffic laws in the hopes of addressing or eliminating traffic fatalities and injuries involving children here in the CNMI through our EMSC program that specifically targets families, women, and children. This will continue to bring the attention of everyone and participation of all the different ethnic groups here in the CNMI by encouraging them to become a “partner for life” by contributing to public service as part of their civic duties to prevent injuries, reduce illness, and ultimately save more lives.

In December 2014, EMS/Rescue personnel are actively involved in the department’s annual Drunk and Drugged Driving (3D) Prevention Month. The Office of EMS participates in this campaign annually for the last 19 years to include our EMTs being trained and certified as Child Passenger Safety Technicians. At present, we have 12 EMS/Rescue personnel from the island of Saipan that have been certified and have participated in numerous Occupant Protection and Child Restraint and DUI Checkpoints throughout the year with our traffic safety officers.

EMS/Rescue personnel play a very active and critical role in these efforts to reduce traffic crashes and resulting deaths, injuries, and property damage because they witness first-hand the detrimental effects of speeders or aggressive drivers, adults or minors consuming alcohol and driving under-the-influence, the lack of or improper use of seatbelts or child restraining devices for infants and children, driving in inclement weather or on difficult road conditions, and simply driver or pedestrian error. These traffic safety and EMS public education campaigns will continue to be conducted throughout the year. Lastly, if we are not successful in our traffic safety education and injury prevention efforts because motorists and pedestrians fail to use good judgment, we must resort to emergency response and actions by our community members. It is a known fact that early recognition of injuries, immediate response, treatment and prompt transportation of patients to the hospital is crucial to survival for victims involved in motor vehicle crashes or traffic-related incidents. As part of this initiative we have been very actively in our First There First Care Bystander Care, Make The Right Call, and Heartsaver CPR campaigns.

Funding support is needed to maintain and sustain traffic safety and EMS public education and injury prevention campaigns to include training, equipment, and sufficient public education materials and supplies.

## **PROFESSIONAL DEVELOPMENT TRAINING & TRAFFIC-RELATED EMS SYSTEM MONITORING**

The geographic location of the CNMI from the U.S. Mainland and our island neighbors and the physical separation by the ocean between the islands of Saipan, Rota, and Tinian has continued to make it difficult for EMS professionals in the CNMI EMS System to network and share information with other EMS systems and professionals as it pertains traffic safety and emergency response to motor vehicle crashes or traffic-related incidents. These challenges in professional development and EMS system monitoring by EMS personnel

has created gaps in enhancing our efforts in traffic safety education and performing EMS system monitoring which is imperative to keeping abreast in the latest issues and developments in traffic-related EMS responses.

Although we've been successful in our efforts locally, research in medicine nationally continues to produce new and best practices and innovative technologies that affect prehospital patient care in responding to and transporting from motor vehicle crashes or traffic-related injuries. Our involvement in EMS associations or organizations at the national level has proven beneficial in that the critical needs of the CNMI EMS System is well received and taken into consideration when addressing traffic safety and education, emergency response to traffic-related incidents, and conduct research to save more lives of victims involved in motor vehicle crashes.

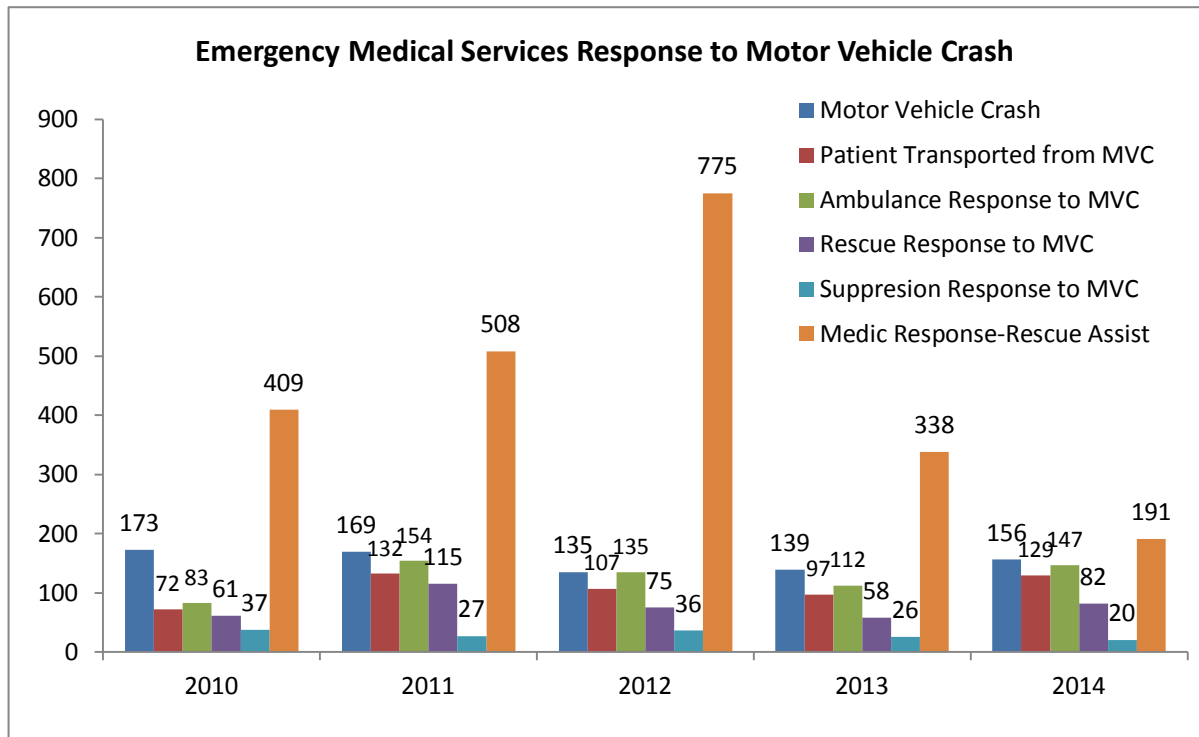
Furthermore, involvement of the state EMS office in Saipan between the more rural islands of Rota and Tinian has been minimal and almost non-existent in terms of EMS system monitoring because of our inability to perform such task without funding support. This is crucial to addressing traffic-related EMS response times, scene times, and transport times to include evaluating patient outcomes from motor vehicle crashes or traffic-related incidents. EMS system monitoring will allow us the opportunity to meet with local EMS staff and personnel to discuss and ensure that national initiatives and project activities pertaining to traffic safety are being implemented locally.

Funding support is needed to maintain and sustain professional development training and traffic-related EMS system monitoring by attending national conferences or meetings and performing system monitoring between our jurisdictions.

	<u>2010</u>	<u>2011</u>	<u>2012</u>	<u>2013</u>	<u>2014</u>
<b>Actual Numbers Response Time (minutes)</b>					
<i>Saipan:</i>		<b>6.50</b>	<b>6.12</b>	<b>6.08</b>	
<i>Tinian:</i>	<i>n/a</i>	<i>n/a</i>	<i>n/a</i>		
<i>Rota</i>	<i>n/a</i>	<i>n/a</i>	<i>n/a</i>		

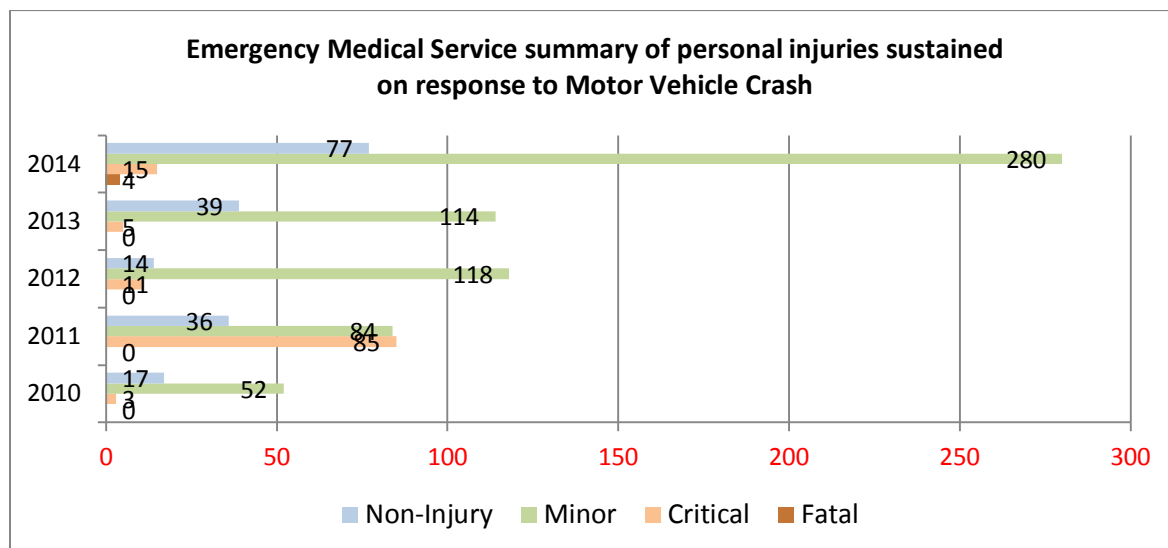
***Emergency Medical Services Summary of activities response to Motor Vehicle Crash (MVC)***

	<u>2010</u>	<u>2011</u>	<u>2012</u>	<u>2013</u>	<u>2014</u>
<b><i>Motor Vehicle Crash to MVC:</i></b>	<b>173</b>	<b>169</b>	<b>135</b>	<b>139</b>	<b>156</b>
<b><i>Patient Transported from MVC:</i></b>	<b>72</b>	<b>132</b>	<b>107</b>	<b>97</b>	<b>129</b>
<b><i>Ambulance Response to MVC:</i></b>	<b>83</b>	<b>154</b>	<b>135</b>	<b>112</b>	<b>147</b>
<b><i>Rescue Response to MVC:</i></b>	<b>61</b>	<b>115</b>	<b>75</b>	<b>58</b>	<b>82</b>
<b><i>Suppression Response to MVC:</i></b>	<b>37</b>	<b>27</b>	<b>36</b>	<b>26</b>	<b>20</b>
<b><i>Medic Response-Rescue Assist:</i></b>	<b>409</b>	<b>508</b>	<b>775</b>	<b>338</b>	<b>191</b>



***Emergency Medical Services summary of personal injuries sustained response to Motor Vehicle Crash (MVC).***

	<u>2010</u>	<u>2011</u>	<u>2012</u>	<u>2013</u>	<u>2014</u>
<b><i>Fatal:</i></b>	<b><i>0</i></b>	<b><i>0</i></b>	<b><i>0</i></b>	<b><i>0</i></b>	<b><i>4</i></b>
<b><i>Critical:</i></b>	<b><i>3</i></b>	<b><i>85</i></b>	<b><i>11</i></b>	<b><i>5</i></b>	<b><i>15</i></b>
<b><i>Minor:</i></b>	<b><i>52</i></b>	<b><i>84</i></b>	<b><i>118</i></b>	<b><i>114</i></b>	<b><i>280</i></b>
<b><i>Non-Injury:</i></b>	<b><i>17</i></b>	<b><i>36</i></b>	<b><i>14</i></b>	<b><i>39</i></b>	<b><i>77</i></b>



## *Paid Media*

---

In 2014, the CNMI Department of Public Safety continues to utilize public and private media maximizing usage as our major communication outlets in providing public information and education outreach activities through local newspapers, local magazines, church bulletin (Sunday issues), various radio stations (am/fm), television station, and electronic messaging signboard to include distribution of highway Safety messages poster, flyers and brochures.

**ATTITUDINAL AWARENESS SURVEYS**

*(NHTSA) "Behavior and Attitude Studies" on*

***Impaired Driving, Belt Use and Speeding***

***(Combined survey for Saipan, Tinian and Rota)***

## **SEAT BELT – DRIVER LICENSING OFFICE SURVEY**

This Driver Licensing Office is assisting in a study *about safety belts in CNMI*. *Your answers to the following questions are voluntary and anonymous. Please complete the survey and give it back to surveyor. Thank you!*

1. **Your sex:** (146 ) Male (120) Female
2. **Your age:** (159) 16-20, (3) Under 21 (32 )21-25 (36) 26-39 (20)35-49 (10 )50-59 (2)60 Plus
3. **Your race:** (10)White (6)Black (81)Asian (7)Native American (160)Other (Chamorro, Filipino, Nepalese, Bangladesh).
4. **Are you of Spanish/Hispanic origin?** (70)Yes (190)No
5. **Your Zip Code:** (80) 96950, (55) 96951 and (131) 96952
6. **About how many miles did you drive last year?**  
(57) Less than 5,000 (58) 5,000 to 10,000, (46)10,001 to 15,000, (51) More than 15,000
7. **What type of vehicle do you drive most often?**  
(101)Passenger car (67) Pickup truck (35)Sport utility vehicle (11)Mini-van (4)Full-van, (54) Other
8. **How often do you use safety belts when you drive or ride in a car, van, sport utility vehicle or pick up?**  
(128) Always (71)Nearly always (32)Sometimes (14)Seldom (18)Never
9. **Do you think that it is important for police to enforce the safety belt law?**  
(220) Yes (44)No
10. **What do you think the chances are of getting a ticket if you don't wear your safety belt?**  
(127) Always (59)Nearly Always (38)Sometimes (18)Seldom (14)Never
11. **Do you think the safety belt law in the CNMI is enforced:**  
(111) Very strictly (88) Somewhat strictly (38) Not very strictly (15)Rarely (17) Not at all
12. **Have you ever received a ticket for not wearing your safety belt?**  
(35) Yes (225)No
13. **In the past month, have you seen or heard about police enforcement focused on safety belt use?**  
(180) Yes (46)No

**14. In the past month, have you experienced police enforcement activities looking at safety belt use?**

(192) Yes (69) No

**15. Have you recently read, seen, or heard anything about safety belts in CNMI?**

(85) Yes (174) No

**If yes, where did you see or hear about it? (Check all that apply):**

(39) Newspaper (31) Radio (35) TV (33) Billboards (31) Brochure (38) Police Enforcement  
(6) Other

**If yes, what did it say? Buckle up CNMI!**

**16. Have you recently read, seen, or heard anything about wearing a safety belt and riding in a pickup truck?**

(127) Yes (128) No

**17. Do you know the name of any safety belt program(s) in CNMI? (check all that apply):**

(124) Buckle Up CNMI (105) Click It or Ticket

## **SPEEDING - DRIVER LICENSING OFFICE SURVEY**

*This Driver Licensing Office is assisting in a study about Speeding in the CNMI. Your answers to the following questions are voluntary and anonymous. Please complete the survey and give back to surveyor. Thank you!*

**1. Your gender:** (146)Male (120)Female

**2. Your age:** (158)16-20 (36)21-25 (33)26-34 (22)35-39 (0)40-49 (10)50-59 (2)60 Plus

**3. Your Zip Code:** (80) 96950 (55) 96951 and (131) 96952

**4. What type of vehicle do you drive most often?**

(110)Car (10) Van (32)Sport utility vehicle (SUV) (69)Pick-up truck (54)Other

**5. Miles driven in the last 12 months:** n/a

**6. How often do you use seat belts when you drive or ride in a car, van, sport utility vehicle or pick up?**

(132)Always (64) Nearly always (40) Sometimes (15) Seldom (10)Never

**7. How often do you travel above the posted speed limit?**

(46)Very often (46) Somewhat often (51) Not very often (63) Rarely (58)Not at all

**8. Do you feel unsafe sharing the road with drivers who speed?** (204)Yes (52) No

**9. What do you think the chances are of getting a ticket if you drive over the speed limit?**

(99)Very Likely (63) Somewhat Likely (34) Likely (28) Unlikely (38) Very Unlikely

**10. In the past 30 days, have you received a speeding ticket?**

(12)Yes (251) No

**11. In the past 30 days, has anyone you know received a speeding ticket?**

(25)Yes (240) No

**12. Do you think State/Local police enforce speeding laws:**

(205)Very strictly (150) Somewhat strictly (61) Not very strictly (41) Rarely (47) Not at all

**13. Do you think local police enforce speeding laws:**

See answers to question number 12



**14. Do you think the penalties for speeding are:**

(75) Too severe (96) About right (56) Not severe enough (44) Don't know

**15. Have you recently read, seen, or heard anything about speed enforcement?**

(160)Yes (104) No

**If yes, where did you read, see or hear about it? (Check all that apply):**

(49)Newspaper (57) Radio (39) TV (8) Poster (27) Brochure (34) Police checkpoint (43)  
Other's

**What did you read, see or hear?** Good public awareness and outreach programs that we should continue during annual calendar and local events, as well as school for both public and private.

## **ALCOHOL - DRIVER LICENSING OFFICE SURVEY**

*This Driver Licensing Office is assisting in a study about Alcohol and Driving in CNMI. Your answers to the following questions are voluntary and anonymous. Please complete the survey and give it back to surveyor Thank you!*

1. **Your sex:** (143) Male (116)Female
2. **Your age:** (163)16-20 (36)21-25 (32)26-34 (26)35-49 (9)50-59 (1)60 Plus
3. **Your race:** (10) White (1) Black (81) Asian (7) Native American (154) Other: Chamorro, Filipino, Nepalese, Bangladesh
4. **Are you of Spanish/Hispanic origin?** (69)Yes (187) No
5. **Your Zip Code:** (80) 96950, (55) 96951, and (131) 96952
6. **How often do you use seat belts when you drive or ride in a car, van, sport utility vehicle or pick up?**  
(120)Always (58) Nearly always (41) Sometimes (19) Seldom (10) Never
7. **In the past 30 days, how many times have you driven a motor vehicle within 2 hours after drinking alcoholic beverages?** (211) number of times.  
(138) I DO NOT DRINK
8. **What do you think the chances are of someone getting arrested if they drive after drinking?**  
(90)Always (55) Nearly Always (61) Sometimes (28) Seldom (23 )Never
9. **Compared with 3 months ago, are you now driving after drinking?** (check one)  
(22)More often (28) Less often (46) About the same (54) I never drive after drinking  
(111) I DO NOT DRINK
10. **Do you think the police enforce the drinking and driving laws:**  
(97)Very strictly (61) Somewhat strictly (43) Not very strictly (25) Rarely (22) Not at all
11. **Do you think the penalties for alcohol-impaired driving are:**  
(39)Too strict (105) About right (55) Not strict enough (31) Don't know
12. **In the past 30 days, have you gone thru a police checkpoint targeting alcohol-impaired drivers?**  
(55)Yes (201)No

**13. Have you recently read, seen, or heard anything about alcohol-impaired driving (or drunk driving) in the CNMI?**

(163) Yes (92) No

**If yes, where did you see or hear about it? (Check all that apply):**

(81)Newspaper (70) Radio (68) TV (54) Poster (58) Brochure (66) Police checkpoint (24)  
Other's

**14. Do you know the name of any alcohol-impaired driving enforcement program(s) in the CNMI ?**

\*The CNMI Department of Public Safety on Saipan, Tinian and Rota enforce the DUI violations or other related under the DPS Traffic Section for all (3) islands.

**(check all that apply):**

(112)You Drink & Drive, You Lose (91) Drunk Driving, Over the Limit Under Arrest (76)  
Friends Don't Let Friends Drive Drunk (134) Drive Sober or Get Pulled Over

**Section 402 Funding: Highway Safety Programs Funding**

- **Total 402 Approved**
- **Total 402 Expenditure**
- **402 Carry-Over to FY2014**

**-OP Safetea-Lu – K2**

**-Safety Belt (406) – K4**

**-Data Program (408) – K9**

**-MAP21 405c Data Program**

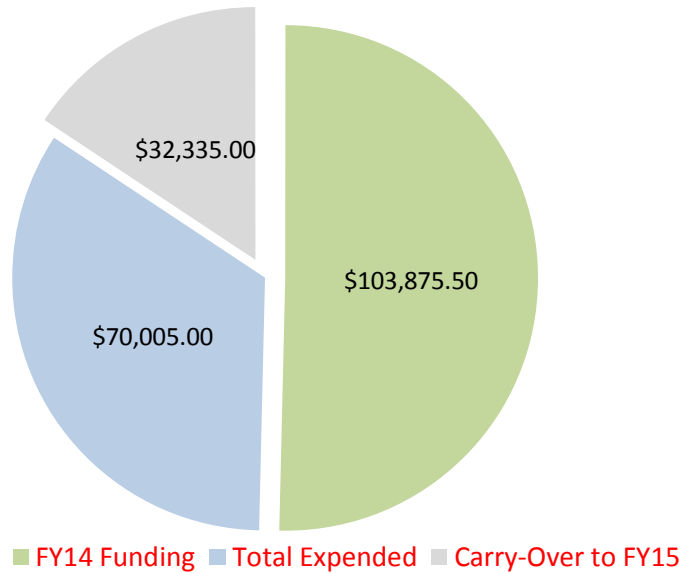
**FY2014 NHTSA Financial Report  
As of December 11, 2014**

<b>Program</b>	<b>FY13 Funding (FY14 + FY13 C/O)</b>	<b>Total Expended</b>	<b>Carry-Over to FY14</b>
Planning & Admin	\$103,875.50	\$70,005.00	\$32,335.00
Saipan OP/CR	\$164,389.00	\$221,915.00	\$108,125.00
Rota OP/CR	72,000.00	\$ 3,975.00	\$68,025.00
Tinian OP/CR	\$18,500.00	\$328.00	\$18,172.00
Saipan Traffic	\$331,073.80	\$221,915.00	\$108,125.00
Rota Traffic	\$49,100.00	\$6,759.00	\$30,662.00
Tinian Traffic	\$34,000.00	\$1,112.00	\$28,119.00
Saipan Alcohol	\$383,490.49	\$288,617.00	\$85,392.00
Rota Alcohol	\$59,501.00	\$25,323.00	\$34,117.00
Tinian Alcohol	\$29,299.00	\$1,180.00	\$28,119.00
Emergency Medical Services	\$97,017.20	\$97,016.00	\$ -
Paid Media	\$35,847.75	\$31,839.00	\$3,351.00
Motorcycle Safety	\$22,767.75	\$19,324.00	\$3,444.00
Traffic Records	\$80,802.50	\$53,996.00	\$26,807.00
Speed Management	\$15,300.00	\$ -	\$15,300.00
<b>Total Section 402</b>	<b>\$1,501,963.00</b>	<b>\$872,788.00</b>	<b>\$578,792.00</b>

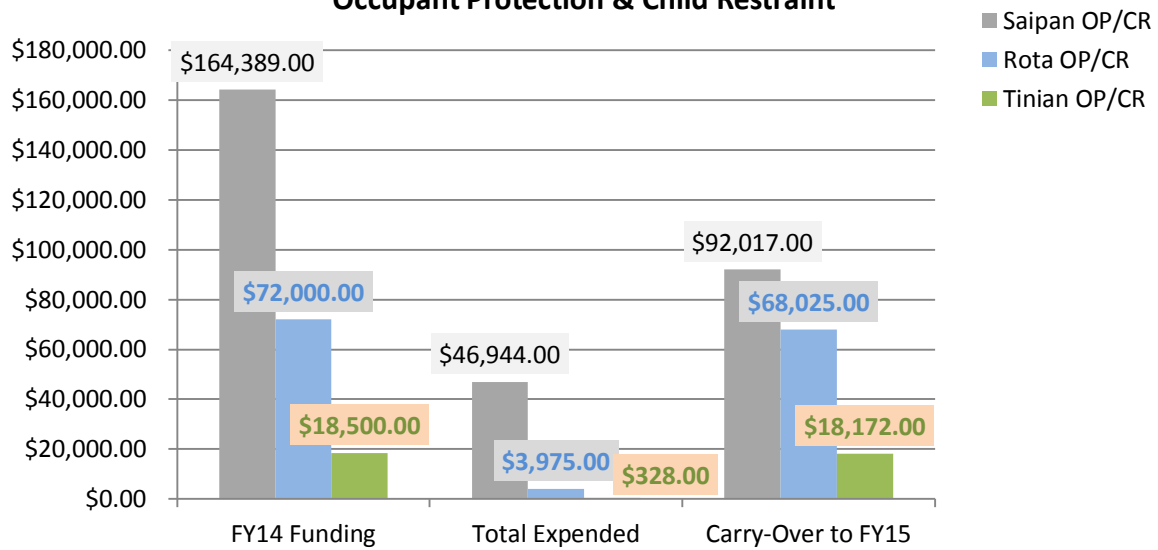
OP Safetea-Lu- K2	\$86,485.00	\$86,485.00	\$ -
Safety Belt (406) - K4	\$539,474.00	\$352,619.00	\$141,700.00
Data Program (408) - K9	343,618.00	343,617.00	\$ -
MAP21 405c Data Program	\$129,261.12	\$81,758.00	\$47,503.00
<b>TOTAL</b>	<b>\$1,098,838.12</b>	<b>\$864,479.00</b>	<b>\$189,203.00</b>

The following Charts/Graphs represent FY14 Funding, Expenditure, and Carry-over:

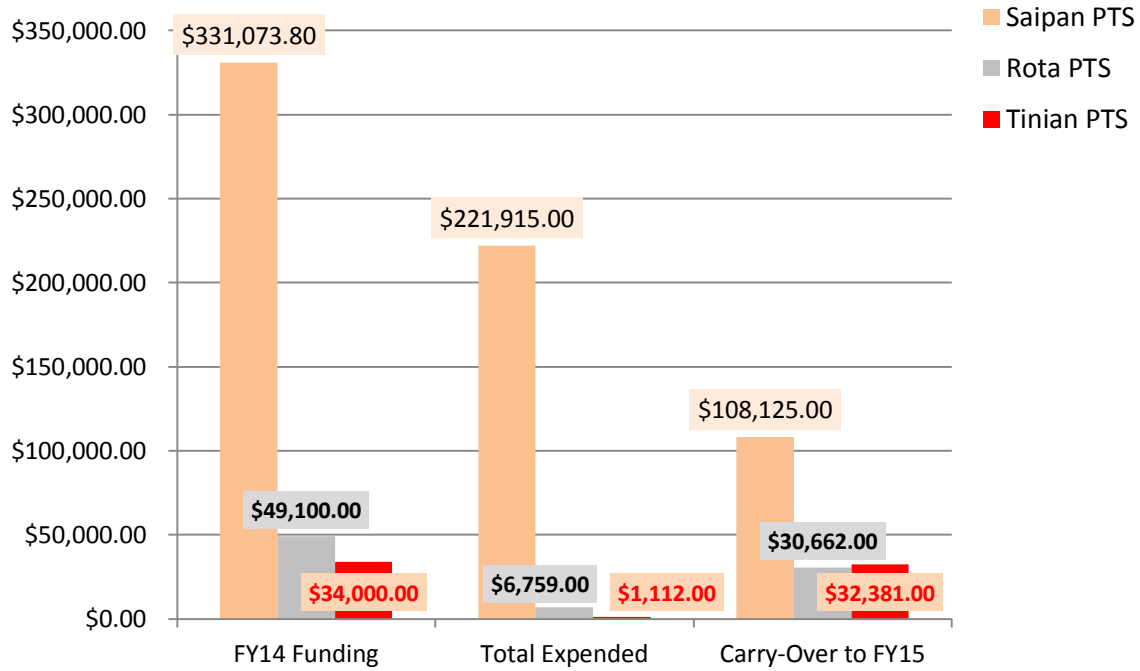
### Planning & Administration



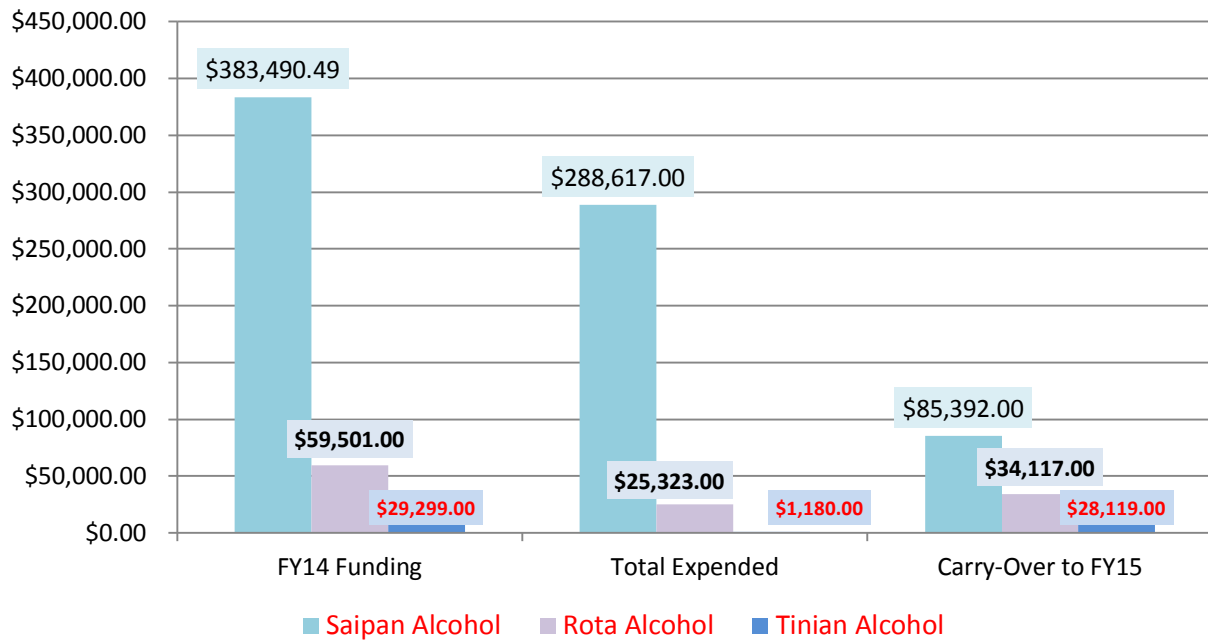
### Occupant Protection & Child Restraint



### Police Traffic Services

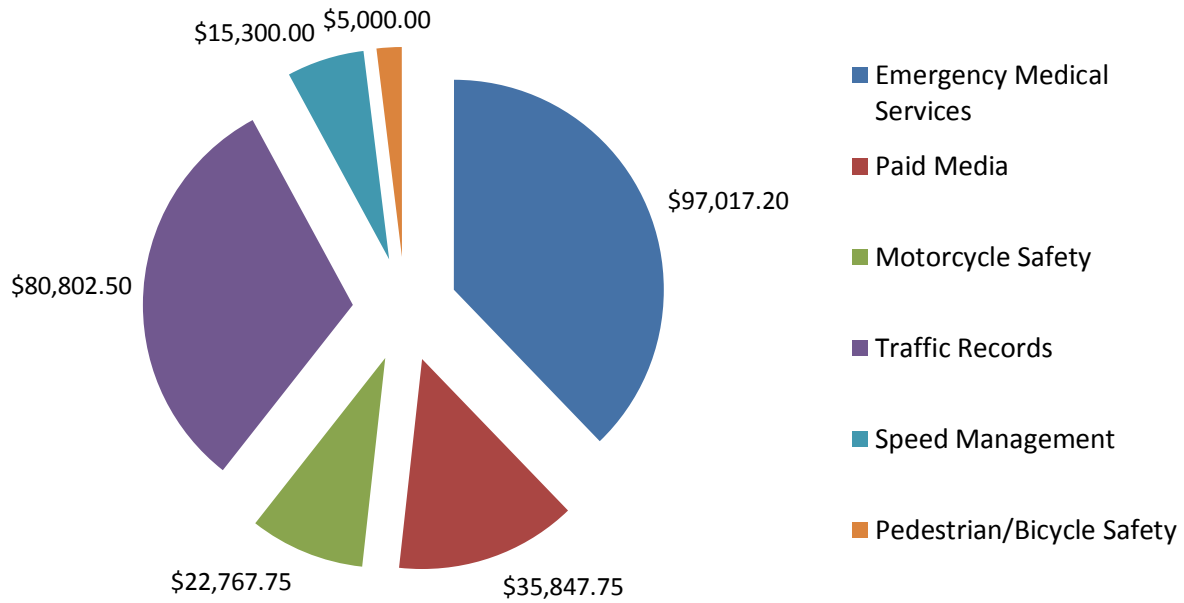


### Alcohol & Other Drugged Countermeasures





**FY14 Funding (FY14 + FY13 C/O)**



**Total Expended**

