



Red Light Camera Summary Report

Leaders in Service • Agents of Progress • Champions for Safety

Fiscal Year 2015–2016

DECEMBER 31, 2016

Introduction

Section 316.0083(4)(b), Florida Statutes, directs the Department of Highway Safety and Motor Vehicles (department) to provide a summary report on the use and operation of traffic infraction detectors (red light cameras) in Florida. Per statute, the department “must include a review of information submitted to the department by the counties and municipalities and must describe the enhancement of the traffic safety and enforcement programs.”

Section 316.0083, Florida Statutes, describes the process for violations of traffic infraction detectors. A traffic infraction enforcement officer issues a Notice of Violation (NOV) to the violator within 30 days of the violation. The violator may pay the notice or contest the violation through an appeals process within 60 days. If the violator fails to pay or appeal the notice, a traffic infraction enforcement officer issues a Uniform Traffic Citation (UTC) to the violator, with a copy to the Clerk of Court for adjudication.

Part 1

Survey Methodology

The department created an online survey to gather information and data from counties and municipalities (jurisdictions) responsible for the administration of red light camera (RLC) programs during Fiscal Year 2015-2016. The 29 question survey included topics such as procedures, NOVs and program size, and covered activity that occurred from July 1, 2015 through June 30, 2016. As there is no statewide oversight of RLC programs, the department relies on monies remitted to the Department of Revenue (DOR) to know which jurisdictions were operating RLCs during the reporting period. Similar to last year, jurisdictions were asked to complete a spreadsheet regarding camera and intersection locations and dates of operation. With this self-reported information, the department was able to independently analyze crash data related to RLC intersections throughout the state.

Surveys were distributed to all jurisdictions who responded to previous RLC surveys, and to those who remitted RLC monies to the DOR during the reporting period. In addition, the Florida Sheriffs Association, the Florida Police Chiefs Association, the Florida League of Cities and the Florida Association of Counties aided in distributing surveys to their members.

The deadline for survey responses was October 1, 2016. Actions jurisdictions may have taken related to their program after that date are not reflected in this report.

Summary of Survey Responses

In total, 68 jurisdictions remitted monies to the DOR for RLC penalties during Fiscal Year 2015-2016 (see supplemental resources). All 68 jurisdictions responded to the survey; however, only 58 of those included on the DOR list reported RLCs were operational during the reporting period (July 1, 2015 – June 30, 2016). Violations can be paid late, which is why some jurisdictions remitted monies after the conclusion of their program. Opa-locka indicated in their survey response that they had cameras active during the reporting period, but were not included on the DOR list. Therefore, a total of 59 jurisdictions are represented in this report (reference Appendix E for a list of the 59 jurisdictions and their responses).

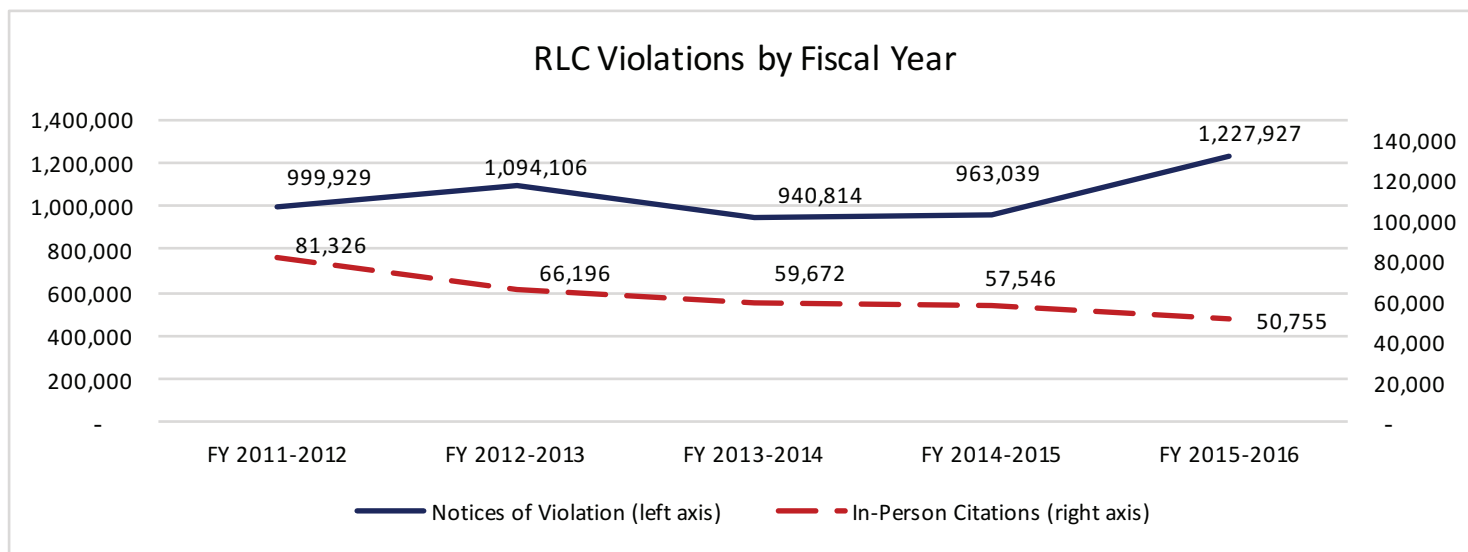
Cameras and Intersections

- 796 RLCs active as of July 1, 2015 (965 as of July 1, 2014)
- 688 RLCs active as of June 30, 2016 (757 as of June 30, 2015)
 - Reduction of 108 cameras
 - 40 jurisdictions with no change in number of RLCs
 - 4 jurisdictions with increase in number of RLCs
 - 15 jurisdictions with decrease in number of RLCs
 - Six jurisdictions reduced number of active RLCs to zero during reporting period (July 1, 2015 – June 30, 2016)
- 478 intersections with active RLCs as of July 1, 2015 (592 as of July 1, 2014)
- 430 intersections with active RLCs as of June 30, 2016 (460 as of June 30, 2015)
 - Reduction of 48 intersections
 - 42 jurisdictions with no change in number of intersections with RLCs
 - 4 jurisdictions with increase in number of intersections with RLCs
 - 13 jurisdictions with decrease in number of intersections with RLCs

Notices of Violation (As reported by jurisdictions)

- 1,227,927 NOVs issued (*Availability of NOV status varied by jurisdiction. Thus, numbers do not add to total.*)
 - 761,103 paid
 - 37,520 contested and pending
 - 46,323 contested and dismissed
 - 21,530 contested and upheld
- 150,659 NOVs were issued to repeat offenders (55,429 reported in FY 2014-2015 report)

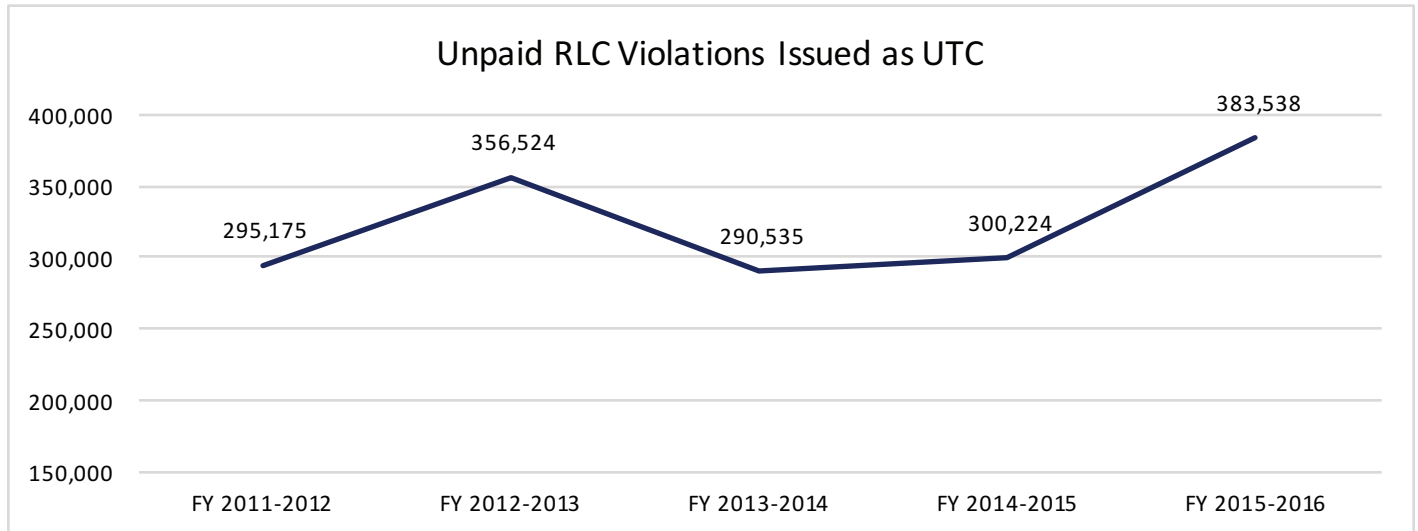
(Figure 1)



NOV data self-reported by jurisdictions. Citation data collected from department database (November 15, 2016).

Figure 1 shows the number of NOVs issued for RLC violations over the past five fiscal years (July 1 – June 30). The graph also depicts the number of citations issued in person by law enforcement for running a red light. The number of NOVs issued for RLC violations increased to its highest peak during the last fiscal year (2015-2016). Conversely, the number of in-person citations reached its lowest point during the same year. The department must rely on self-reported information for the number of NOVs issued each year, but in-person citations are tracked through the Clerk of Court system.

(Figure 2)



Citation data collected from department database (November 15, 2016).

Figure 2 shows the number of unpaid RLC violations resulting in a UTC being assessed. Similar to the number of NOVs issued, the number of UTCs issued reached its highest peak during FY 2015-2016. A driving record can only reflect an unpaid NOV issued as a UTC or an in-person citation issued by a law enforcement officer.

Personnel

Jurisdictions were asked to identify who reviews the camera images before issuing NOVs, who reviews contested NOVs and who ultimately issues UTCs. Personnel categories included law enforcement officer, non-sworn government employee, non-sworn contractor employee (vendor) and other. Figure 3 reflects jurisdiction responses.

(Figure 3)

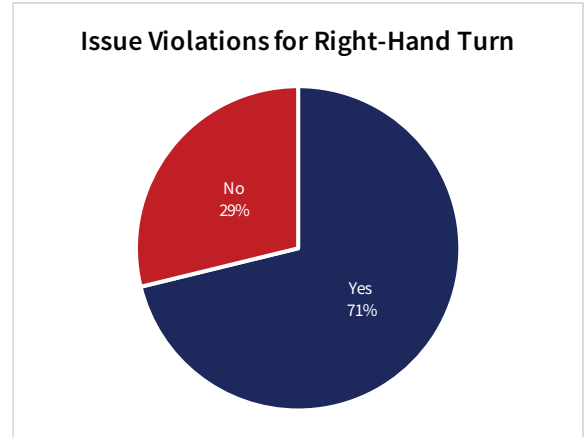
| Personnel | Review Camera Images | Review Contested Notices of Violation | Issue Uniform Traffic Citations |
|--|----------------------|---------------------------------------|---------------------------------|
| Law Enforcement Officer | 48 | 43 | 46 |
| Non-sworn Government Employee | 23 | 21 | 18 |
| Non-sworn Contractor Employee (vendor) | 7 | 3 | 3 |
| Other (see Appendix E) | 3 | 8 | 5 |

Jurisdictions could select multiple options for each question so numbers do not sum to the total number of respondents.

Right-Hand Turns

Pursuant to section 316.0083, Florida Statutes:

- A NOV and a UTC may not be issued for failure to stop at a red light if the driver is making a right-hand turn in a careful and prudent manner at an intersection where right-hand turns are permissible.
- A NOV and UTC may not be issued under this section if the driver of the vehicle came to a complete stop after crossing the stop line and before turning right if permissible at a red light, but failed to stop before crossing over the stop line or other point at which a stop is required.



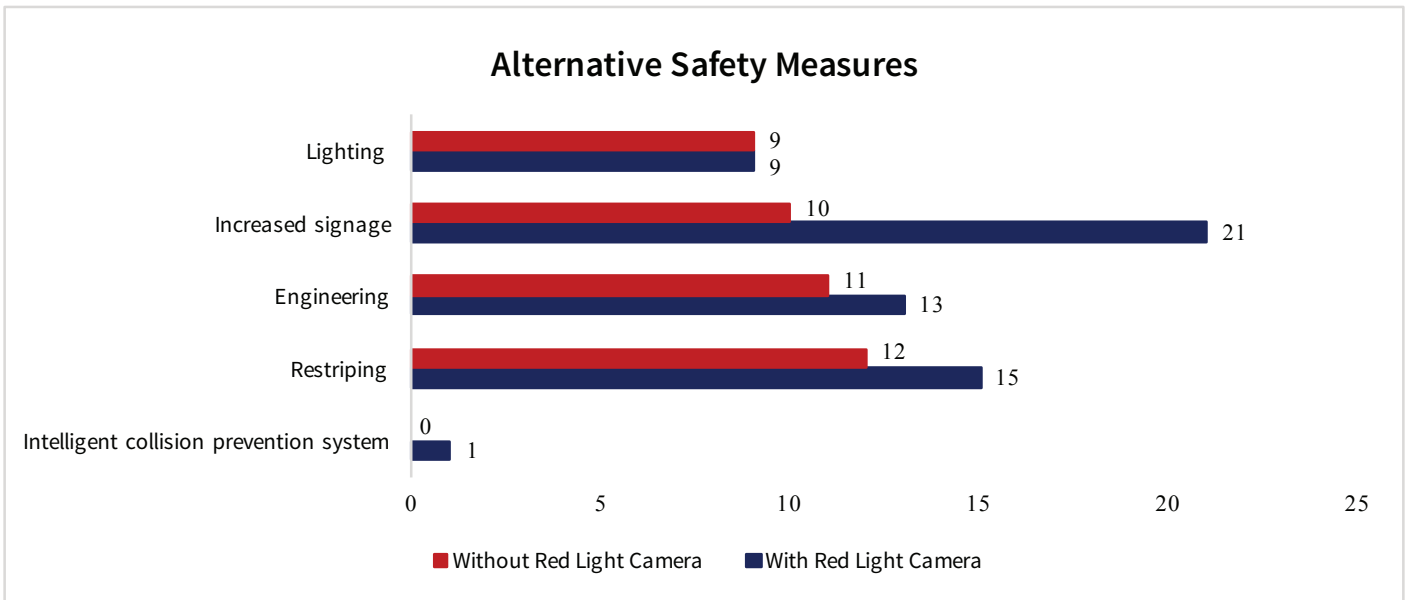
(Figure 4)

The terms in this section of statute are left to the interpretation of each respective jurisdiction (see Appendix F for definitions provided to the department). For Fiscal Year 2015-2016, 71 percent of responding jurisdictions issued NOVs for persons making right turns on red signals. Jurisdictions indicated that 285,924 (23.29%) NOVs were issued for right-hand turns during the reporting period (July 1, 2015 – June 30, 2016). Six jurisdictions indicated that they do not track the number of violations issued for right turns on red.

Alternative Safety Measures

The department also inquired on what other actions jurisdictions had taken to improve safety measures at intersections during the reporting period. A majority of jurisdictions indicated they had implemented at least one action. The results of this question are shown below (see Appendix E for other responses).

(Figure 5)



Other Survey Results

Approximately half of the jurisdictions (30 of 59) reported court cases have impacted their RLC program. Fourteen jurisdictions indicated they have conducted an independent RLC analysis. Forty eight jurisdictions responded they are continuing their program in Fiscal Year 2016-2017. Regarding reporting of crash data, 45 jurisdictions responded they report crashes electronically, six report via paper and eight do both. Although some jurisdictions have suspended or terminated their programs, only one jurisdiction indicated they moved the location of a RLC during the reporting period.

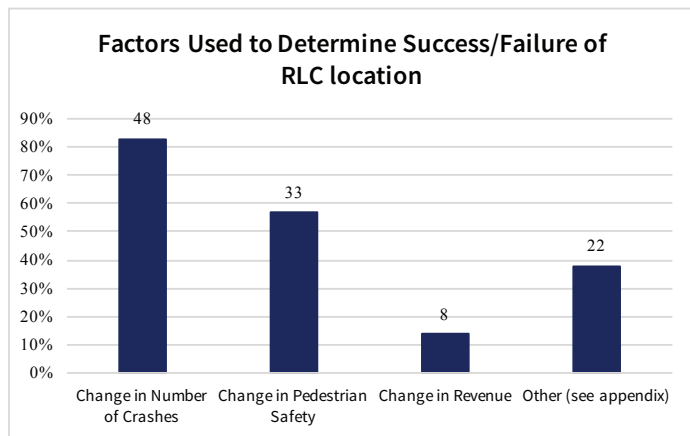
Other Survey Results (continued)

(Figure 6)

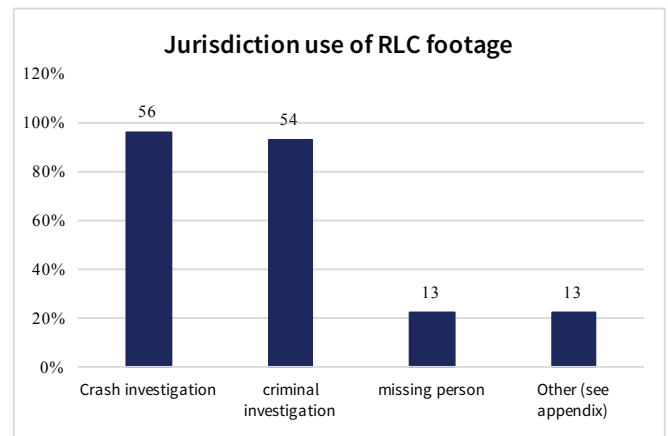
| RLC Vendor | Number of Jurisdictions |
|----------------------------------|-------------------------|
| American Traffic Solutions (ATS) | 46 |
| Redflex | 4 |
| Xerox | 4 |
| Other (see Appendix E) | 5 |

Figure 7 shows factors used to determine the success or failure of RLC locations, reported by jurisdictions. Figure 8 shows other uses of RLC footage, reported by jurisdictions.

(Figure 7)

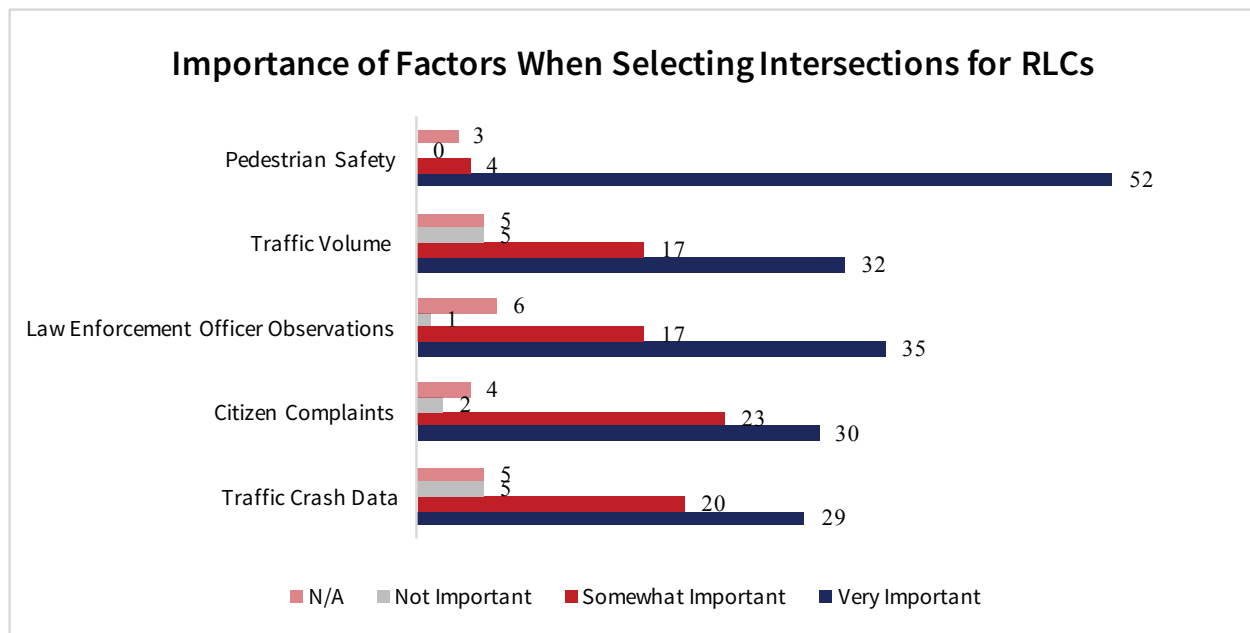


(Figure 8)



Jurisdictions were asked to rank the importance of various factors when selecting intersections to install RLCs. The results are shown in Figure 9.

(Figure 9)



Part 2 Crash Analysis

Similar to last year, jurisdictions self-reported the dates of operation and locations of intersections with RLCs. Intersections were selected to be included in the crash analysis based on their dates of operation as there have been changes to the reporting of crash data within the last five years. Taking input from jurisdictions who operate RLC programs, the department refined its methodology to only include crashes that occurred on or after July 1, 2012. Therefore, intersections were only included if the activation date was between January 2013 and April 2016, allowing at least six months before and after the date the camera was activated. Intersections from two jurisdictions were not included in the analysis (Miami Springs and Boynton Beach) because cameras were turned off then back on, and the lapsed time was under six months. In total, 148 intersections were included in the crash analysis from 28 jurisdictions.

Crashes occurring within 250 feet of the center of the intersection were analyzed before and after the installation of camera(s) at each intersection. Measures were taken to exclude crashes that occurred anywhere other than the roadway, such as parking lots. The before and after periods used for analysis were unique to each intersection based on the dates of operation, with an equal number of days within each window. Crashes were broken down by manner of collision (angle or rear-end), injury severity, inclusion of a non-motorist (see Appendix D for definition), and whether the crash report indicated a driver ran a red light.

(Figure 10)

| | Before RLC Installed | After RLC Installed | Percent Change |
|---------------------------------------|----------------------|---------------------|----------------|
| Total Crashes | 5,107 | 5,625 | 10.14% |
| Angle Crashes | 1,383 | 1,476 | 6.72% |
| Rear-End Crashes | 3,724 | 4,149 | 11.41% |
| Crashes Involving Non-Motorists | 56 | 45 | -19.64% |
| Crashes Involving Running a Red Light | 191 | 185 | -3.14% |
| Possible Injury Crashes | 964 | 1,054 | 9.34% |
| Non-Incapacitating Injury Crashes | 399 | 392 | -1.75% |
| Incapacitating Injury Crashes | 153 | 194 | 26.80% |
| Fatal Crashes | 5 | 10 | |

Figure 10 shows the breakdown of crashes that occurred before and after the activation of RLCs at intersections included in the analysis. The number of crashes included in this year’s analysis is higher than last year’s report (Fiscal Year 2014-2015) due to the refined methodology. For example, short form crashes were excluded from last year’s report in attempt to exclude parking lot crashes, but short form crashes were included in this year’s report with the addition of new methods used to exclude crashes outside of the roadway. Reference Appendix A for a more detailed breakdown of crashes by reporting jurisdiction. Appendix B is specific to crashes where the officer indicated a driver ran a red light, and Appendix C is specific to crashes involving non-motorists.

The change in number of crashes noted in the analysis follows the statewide trend during the period of this analysis (approximately 33% increase statewide, 2012-2015). Two possible factors that could have contributed to the change in crash numbers are the increase in vehicle miles traveled (VMT) and the fluctuation in crash reports with accurate location information (latitude and longitude). The probability of a crash occurring increases as people drive more, and daily VMT in Florida increased 8.32 percent from 2012 to 2015 (see supplemental resources). The second factor is attributed to the reliance on location data for this analysis. In order to analyze crashes that occurred at certain intersections, it is necessary to know both the location of the intersection and the location of the crashes. Intersection locations (latitude and longitude) were submitted along with the survey, however, latitude and longitude are not attached to every crash report. The percentage of crash reports with location information has fluctuated statewide over the last few years (2012- 67.6%, 2013- 64.2%, 2014- 66.3%, 2015- 55.2%), which can impact the number of crashes that can be analyzed each year. The crash analysis should be put into context of the overall complexity of the issue at hand, as many factors may contribute to the change in number of crashes outlined in this report.

Recommendations

The following recommendations would allow for accurate reporting of information that cannot currently be tracked through existing systems.

1. Require jurisdictions to track camera information including location (GPS coordinates) and dates of operation.
2. Require jurisdictions to track the issuance of NOVs, including the status of those violations (paid, contested, issued as UTC).
3. Require jurisdictions to track the issuance of NOVs for right-hand turns.
4. Require jurisdictions to report safety countermeasures taken prior to and after the installation of RLC (examples: infrastructure changes, type and layout of signage, pedestrian cross walks, bike lanes, intelligent transportation systems [ITS]).
5. In accordance with statute, the department will continue to review and report on the status and trends of the use and operation of RLCs. In order to determine the enhancement of traffic safety, the department recommends a more thorough analysis be conducted by an independent organization using appropriate local and state agency resources.
6. The department, upon request, will collaborate with any local jurisdiction operating RLC programs to improve the data collection and reporting methodology associated with evaluation of the active programs across the state.
7. Create a standard for administering violations for right-hand turns on red signals, enforced by RLC.

Supplemental Resources

- Department of Revenue's [Tax Data for Red Light Cameras](#)
- Department of Transportation's [Traffic Infraction Detector Placement and Installation Specifications](#)
- Department of Transportation's [Florida Highway Mileage Reports \(VMT\)](#)

Appendix A: Crashes Before and After Red Light Camera Implementation by Jurisdiction

| Jurisdiction | # Intersections | Before | After | Total % Change | Ran Red Light Before | Ran Red Light After | Ran Red Light % Change | Rear-End Before | Rear-End After | Rear-End % change | Angle Before | Angle After | Angle % change |
|--------------------|-----------------|--------------|--------------|----------------|----------------------|---------------------|------------------------|-----------------|----------------|-------------------|--------------|--------------|----------------|
| Aventura | 1 | 13 | 17 | 30.77% | 2 | 1 | -50.00% | 7 | 11 | 57.14% | 6 | 6 | 0.00% |
| Clermont | 4 | 54 | 100 | 85.19% | 7 | 4 | -42.86% | 39 | 84 | 115.38% | 15 | 16 | 6.67% |
| Davie | 1 | 6 | 3 | -50.00% | 0 | 1 | --- | 4 | 2 | -50.00% | 2 | 1 | -50.00% |
| Edgewood | 1 | 5 | 4 | -20.00% | 1 | 0 | -100.00% | 4 | 4 | 0.00% | 1 | 0 | -100.00% |
| Florida City | 1 | 234 | 172 | -26.50% | 13 | 5 | -61.54% | 144 | 114 | -20.83% | 90 | 58 | -35.56% |
| Fort Lauderdale | 3 | 19 | 35 | 84.21% | 0 | 0 | --- | 14 | 21 | 50.00% | 5 | 14 | 180.00% |
| Gulf Breeze | 1 | 1 | 5 | 400.00% | 0 | 0 | --- | 0 | 4 | --- | 1 | 1 | 0.00% |
| Jacksonville | 26 | 1,218 | 1,153 | -5.34% | 49 | 37 | -24.49% | 897 | 880 | -1.90% | 321 | 273 | -14.95% |
| Lakeland | 6 | 87 | 128 | 47.13% | 6 | 6 | 0.00% | 62 | 93 | 50.00% | 25 | 35 | 40.00% |
| Manatee County | 5 | 74 | 64 | -13.51% | 2 | 3 | 50.00% | 56 | 52 | -7.14% | 18 | 12 | -33.33% |
| Medley | 1 | 0 | 3 | --- | 0 | 0 | --- | 0 | 1 | --- | 0 | 2 | --- |
| Miami | 6 | 27 | 29 | 7.41% | 5 | 8 | 60.00% | 18 | 15 | -16.67% | 9 | 14 | 55.56% |
| North Miami | 1 | 9 | 13 | 44.44% | 1 | 2 | 100.00% | 6 | 9 | 50.00% | 3 | 4 | 33.33% |
| North Miami Beach | 5 | 152 | 225 | 48.03% | 6 | 1 | -83.33% | 102 | 176 | 72.55% | 50 | 49 | -2.00% |
| Ocoee | 2 | 23 | 16 | -30.43% | 1 | 0 | -100.00% | 12 | 11 | -8.33% | 11 | 5 | -54.55% |
| Orange County | 29 | 1,951 | 2,066 | 5.89% | 50 | 60 | 20.00% | 1,444 | 1,507 | 4.36% | 507 | 559 | 10.26% |
| Orange Park | 3 | 13 | 4 | -69.23% | 2 | 0 | -100.00% | 9 | 3 | -66.67% | 4 | 1 | -75.00% |
| Orlando | 1 | 28 | 18 | -35.71% | 0 | 0 | --- | 21 | 15 | -28.57% | 7 | 3 | -57.14% |
| Osceola | 13 | 469 | 591 | 26.01% | 14 | 18 | 28.57% | 364 | 444 | 21.98% | 105 | 147 | 40.00% |
| Palatka | 2 | 7 | 7 | 0.00% | 0 | 1 | --- | 5 | 6 | 20.00% | 2 | 1 | -50.00% |
| Palm Beach County | 3 | 132 | 150 | 13.64% | 5 | 10 | 100.00% | 87 | 94 | 8.05% | 45 | 56 | 24.44% |
| Palm Coast | 2 | 10 | 8 | -20.00% | 0 | 0 | --- | 10 | 8 | -20.00% | 0 | 0 | --- |
| Pinecrest | 4 | 93 | 113 | 21.51% | 2 | 3 | 50.00% | 78 | 98 | 25.64% | 15 | 15 | 0.00% |
| Sarasota | 6 | 85 | 60 | -29.41% | 2 | 2 | 0.00% | 57 | 37 | -35.09% | 28 | 23 | -17.86% |
| Sunrise | 5 | 111 | 201 | 81.08% | 4 | 5 | 25.00% | 74 | 140 | 89.19% | 37 | 61 | 64.86% |
| Tamarac | 7 | 152 | 254 | 67.11% | 7 | 5 | -28.57% | 113 | 196 | 73.45% | 39 | 58 | 48.72% |
| Tampa | 4 | 82 | 116 | 41.46% | 5 | 8 | 60.00% | 65 | 78 | 20.00% | 17 | 38 | 123.53% |
| West Palm Beach | 5 | 52 | 70 | 34.62% | 7 | 5 | -28.57% | 32 | 46 | 43.75% | 20 | 24 | 20.00% |
| Grand Total | 148 | 5,107 | 5,625 | 10.14% | 191 | 185 | -3.14% | 3,724 | 4,149 | 11.41% | 1,383 | 1,476 | 6.72% |

*Only jurisdictions with red light cameras activated between January 2013 and April 2016 were included in the crash analysis. Twenty eight of the 59 jurisdictions met this criteria.

Appendix A: Crashes Before and After Red Light Camera Implementation by Jurisdiction

| Jurisdiction | # Intersections | Possible Injury Before | Possible injury After | Non-Incapacitating Injury Before | Non-Incapacitating Injury After | Incapacitating Injury Before | Incapacitating Injury After | Fatal Before | Fatal After |
|--------------------|-----------------|------------------------|-----------------------|----------------------------------|---------------------------------|------------------------------|-----------------------------|--------------|-------------|
| Aventura | 1 | 0 | 2 | 2 | 3 | 3 | 0 | 0 | 0 |
| Clermont | 4 | 12 | 23 | 8 | 7 | 2 | 2 | 0 | 0 |
| Davie | 1 | 1 | 0 | 0 | 0 | 0 | 0 | 0 | 0 |
| Edgewood | 1 | 2 | 1 | 0 | 1 | 0 | 0 | 0 | 0 |
| Florida City | 1 | 34 | 42 | 11 | 3 | 2 | 2 | 0 | 1 |
| Fort Lauderdale | 3 | 4 | 6 | 1 | 0 | 1 | 0 | 0 | 0 |
| Gulf Breeze | 1 | 0 | 1 | 0 | 0 | 0 | 0 | 0 | 0 |
| Jacksonville | 26 | 234 | 283 | 92 | 84 | 19 | 25 | 1 | 1 |
| Lakeland | 6 | 18 | 30 | 14 | 13 | 2 | 4 | 0 | 0 |
| Manatee County | 5 | 14 | 11 | 4 | 2 | 10 | 5 | 0 | 0 |
| Medley | 1 | 0 | 0 | 0 | 1 | 0 | 0 | 0 | 1 |
| Miami | 6 | 5 | 3 | 0 | 2 | 2 | 1 | 0 | 0 |
| North Miami | 1 | 2 | 1 | 0 | 1 | 0 | 0 | 0 | 0 |
| North Miami Beach | 5 | 25 | 38 | 19 | 11 | 2 | 2 | 1 | 2 |
| Ocoee | 2 | 7 | 6 | 3 | 2 | 0 | 0 | 0 | 0 |
| Orange County | 29 | 301 | 300 | 120 | 110 | 66 | 108 | 2 | 2 |
| Orange Park | 3 | 3 | 3 | 3 | 0 | 0 | 0 | 0 | 0 |
| Orlando | 1 | 5 | 3 | 1 | 0 | 1 | 0 | 0 | 0 |
| Osceola | 13 | 103 | 103 | 35 | 58 | 23 | 29 | 0 | 1 |
| Palatka | 2 | 0 | 1 | 1 | 1 | 0 | 0 | 0 | 0 |
| Palm Beach County | 3 | 19 | 25 | 13 | 11 | 3 | 5 | 1 | 0 |
| Palm Coast | 2 | 6 | 4 | 2 | 2 | 1 | 0 | 0 | 0 |
| Pinecrest | 4 | 15 | 7 | 4 | 8 | 2 | 0 | 0 | 0 |
| Sarasota | 6 | 24 | 13 | 13 | 8 | 2 | 2 | 0 | 0 |
| Sunrise | 5 | 39 | 38 | 13 | 14 | 1 | 3 | 0 | 0 |
| Tamarac | 7 | 46 | 57 | 14 | 15 | 4 | 2 | 0 | 0 |
| Tampa | 4 | 30 | 35 | 19 | 21 | 2 | 2 | 0 | 1 |
| West Palm Beach | 5 | 15 | 18 | 7 | 14 | 5 | 2 | 0 | 1 |
| Grand Total | 148 | 964 | 1054 | 399 | 392 | 153 | 194 | 5 | 10 |

*Only jurisdictions with red light cameras activated between January 2013 and April 2016 were included in the crash analysis. Twenty eight of the 59 jurisdictions met this criteria.

Appendix B: Crashes Involving Running Red Light

| Jurisdiction | Before | After | Non-Motorist Before | Non-Motorist After | Front to Rear Before | Front to Rear After | Angle Before | Angle After |
|--------------------|------------|------------|---------------------|--------------------|----------------------|---------------------|--------------|-------------|
| Aventura | 2 | 1 | 0 | 0 | 0 | 0 | 2 | 1 |
| Clermont | 7 | 4 | 0 | 0 | 0 | 0 | 7 | 4 |
| Davie | 0 | 1 | 0 | 0 | 0 | 0 | 0 | 0 |
| Edgewood | 1 | 0 | 0 | 0 | 1 | 0 | 0 | 0 |
| Florida City | 13 | 5 | 0 | 0 | 4 | 0 | 9 | 5 |
| Fort Lauderdale | 0 | 0 | 0 | 0 | 0 | 0 | 0 | 0 |
| Jacksonville | 49 | 37 | 0 | 0 | 2 | 1 | 47 | 36 |
| Lakeland | 6 | 6 | 0 | 0 | 0 | 0 | 6 | 6 |
| Manatee County | 2 | 3 | 0 | 0 | 0 | 0 | 2 | 3 |
| Medley | 0 | 0 | 0 | 0 | 0 | 0 | 0 | 0 |
| Miami | 5 | 8 | 0 | 0 | 0 | 0 | 5 | 8 |
| North Miami | 1 | 2 | 0 | 0 | 0 | 1 | 1 | 1 |
| North Miami Beach | 6 | 1 | 0 | 0 | 0 | 0 | 6 | 1 |
| Ocoee | 1 | 0 | 0 | 0 | 0 | 0 | 1 | 0 |
| Orange County | 50 | 60 | 0 | 0 | 1 | 4 | 49 | 56 |
| Orange Park | 2 | 0 | 0 | 0 | 0 | 0 | 2 | 0 |
| Orlando | 0 | 0 | 0 | 0 | 0 | 0 | 0 | 0 |
| Osceola | 14 | 18 | 0 | 0 | 0 | 0 | 14 | 18 |
| Palatka | 0 | 1 | 0 | 0 | 0 | 0 | 0 | 1 |
| Palm Beach County | 5 | 10 | 0 | 0 | 1 | 2 | 4 | 8 |
| Palm Coast | 0 | 0 | 0 | 0 | 0 | 0 | 0 | 0 |
| Pinecrest | 2 | 3 | 0 | 0 | 0 | 0 | 2 | 3 |
| Sarasota | 2 | 2 | 0 | 0 | 0 | 0 | 2 | 2 |
| Sunrise | 4 | 5 | 0 | 0 | 0 | 0 | 4 | 5 |
| Tamarac | 7 | 5 | 0 | 0 | 0 | 0 | 7 | 5 |
| Tampa | 5 | 8 | 0 | 0 | 0 | 1 | 5 | 7 |
| West Palm Beach | 7 | 5 | 0 | 0 | 2 | 0 | 5 | 5 |
| Grand Total | 191 | 185 | 0 | 0 | 11 | 10 | 180 | 175 |

Appendix B: Crashes Involving Running Red Light

| Jurisdiction | Possible Injury Before | Possible Injury After | Non-Incapacitating Injury Before | Non-Incapacitating Injury After | Incapacitating Injury Before | Incapacitating Injury After | Fatal Before | Fatal After |
|--------------------|------------------------|-----------------------|----------------------------------|---------------------------------|------------------------------|-----------------------------|--------------|-------------|
| Aventura | 0 | 0 | 0 | 0 | 1 | 0 | 0 | 0 |
| Clermont | 2 | 0 | 2 | 1 | 0 | 1 | 0 | 0 |
| Davie | 0 | 0 | 0 | 0 | 0 | 0 | 0 | 0 |
| Edgewood | 1 | 0 | 0 | 0 | 0 | 0 | 0 | 0 |
| Florida City | 2 | 1 | 1 | 0 | 1 | 0 | 0 | 0 |
| Fort Lauderdale | 0 | 0 | 0 | 0 | 0 | 0 | 0 | 0 |
| Jacksonville | 10 | 11 | 7 | 3 | 7 | 3 | 1 | 0 |
| Lakeland | 1 | 1 | 2 | 2 | 0 | 1 | 0 | 0 |
| Manatee County | 0 | 0 | 0 | 0 | 1 | 3 | 0 | 0 |
| Medley | 0 | 0 | 0 | 0 | 0 | 0 | 0 | 0 |
| Miami | 0 | 2 | 0 | 2 | 1 | 1 | 0 | 0 |
| North Miami | 1 | 0 | 0 | 0 | 0 | 0 | 0 | 0 |
| North Miami Beach | 3 | 0 | 1 | 0 | 0 | 0 | 0 | 0 |
| Ocoee | 0 | 0 | 1 | 0 | 0 | 0 | 0 | 0 |
| Orange County | 11 | 15 | 10 | 7 | 2 | 12 | 0 | 0 |
| Orange Park | 1 | 0 | 1 | 0 | 0 | 0 | 0 | 0 |
| Orlando | 0 | 0 | 0 | 0 | 0 | 0 | 0 | 0 |
| Osceola | 2 | 5 | 2 | 7 | 3 | 1 | 0 | 0 |
| Palatka | 0 | 0 | 0 | 0 | 0 | 0 | 0 | 0 |
| Palm Beach County | 2 | 2 | 1 | 1 | 2 | 1 | 0 | 0 |
| Palm Coast | 0 | 0 | 0 | 0 | 0 | 0 | 0 | 0 |
| Pinecrest | 0 | 0 | 1 | 2 | 0 | 0 | 0 | 0 |
| Sarasota | 1 | 0 | 1 | 1 | 0 | 0 | 0 | 0 |
| Sunrise | 2 | 1 | 0 | 1 | 0 | 0 | 0 | 0 |
| Tamarac | 1 | 4 | 2 | 0 | 1 | 0 | 0 | 0 |
| Tampa | 2 | 2 | 1 | 3 | 1 | 1 | 0 | 1 |
| West Palm Beach | 3 | 2 | 1 | 2 | 1 | 1 | 0 | 0 |
| Grand Total | 45 | 46 | 34 | 32 | 21 | 25 | 1 | 1 |

Appendix C: Crashes Involving Non-Motorists Before and After Red Light Camera Implementation

| Jurisdiction | # Intersections | non-motorist before | non-motorist after | non-motorist % change |
|--------------------|-----------------|---------------------|--------------------|-----------------------|
| Aventura | 1 | 1 | 1 | 0.00% |
| Clermont | 4 | 0 | 0 | --- |
| Davie | 1 | 0 | 0 | --- |
| Edgewood | 1 | 0 | 0 | --- |
| Florida City | 1 | 3 | 2 | -33.33% |
| Fort Lauderdale | 3 | 1 | 2 | 100.00% |
| Gulf Breeze | 1 | 0 | 0 | --- |
| Jacksonville | 26 | 9 | 9 | 0.00% |
| Lakeland | 6 | 4 | 3 | -25.00% |
| Manatee County | 5 | 2 | 0 | -100.00% |
| Medley | 1 | 0 | 0 | --- |
| Miami | 6 | 1 | 0 | -100.00% |
| North Miami | 1 | 0 | 0 | --- |
| North Miami Beach | 5 | 1 | 2 | 100.00% |
| Ocoee | 2 | 0 | 1 | --- |
| Orange County | 29 | 11 | 12 | 9.09% |
| Orange Park | 3 | 1 | 0 | -100.00% |
| Orlando | 1 | 0 | 0 | --- |
| Osceola | 13 | 1 | 2 | 100.00% |
| Palatka | 2 | 0 | 0 | --- |
| Palm Beach County | 3 | 5 | 2 | -60.00% |
| Palm Coast | 2 | 0 | 0 | --- |
| Pinecrest | 4 | 0 | 2 | --- |
| Sarasota | 6 | 4 | 2 | -50.00% |
| Sunrise | 5 | 2 | 0 | -100.00% |
| Tamarac | 7 | 3 | 3 | 0.00% |
| Tampa | 4 | 2 | 2 | 0.00% |
| West Palm Beach | 5 | 5 | 0 | -100.00% |
| Grand Total | 148 | 56 | 45 | -19.64% |

Appendix D: Glossary of Terms

| | |
|----------------------------------|---|
| Angle Crash | A crash where two vehicles impact at an angle. For example, the left front of one vehicle impacts the side of another vehicle. |
| Rear-End Crash | A crash where the front of one vehicle impacts the back of another vehicle. |
| Non-incapacitating Injury | Any visible injuries such as bruises, abrasions, limping, etc. |
| Incapacitating Injury | Any visible signs of injury from a crash or person(s) who had to be carried from the scene. |
| Fatal Injury | Any injury that results in death within a 30 day period after the crash occurred. |
| Non-Motorist | Any person other than an occupant of a motor vehicle in transport. This includes pedestrians, occupants of other motor vehicles not in transport and occupants of transport vehicles other than motor vehicles. |

Appendix E: Jurisdiction Responses to Survey

| Name of Jurisdiction (City or County) | What Department oversees the red light camera program in your jurisdiction? | Provide the contact information of the person completing the survey | | | | | Has your jurisdiction operated red light cameras within the reporting period (July 1, 2015 - June 30, 2016)? | What red light camera vendor(s) does your jurisdiction use? | | | |
|---------------------------------------|---|---|--------------------------------------|--|-----------------------------|----------------------------------|--|---|-------|------------------------|---------------------|
| | | Name | Agency | Email Address | Phone Number | American Traffic Solutions (ATS) | | Redflex | Xerox | Other (please specify) | |
| Anopka Police Department | Police Department | Lt. Stephen Brick | Apopka P.D. | swbrick@apopka.net | 407-703-1771 | Yes | X | | | | |
| Bal Harbour Village | Police Department | Pamela Flanders | Bal Harbour Police Department | pflanders@balharbourfl.gov | 305-866-5000 | Yes | X | | | | |
| Campbellton | Public Safety - Law Enforcement | Heleen Rhynes | Town of Campbellton | h32326@bellsouth.net | (850) 263-4535 | Yes | X | | | | |
| City of Aventura | Community Development, Code Compliance | Jeanne Carr | City of Aventura | carj@cityofaventura.com | 305-466-8940 | Yes | X | | | | |
| City of Boynton Beach | Traffic Unit | CSO A. Petriello #072 | Boynton Beach Police Dept. | petriela@bbfl.us | 561-749-6119 | Yes | X | | | | |
| City of Bradenton | Police Department - Traffic Unit | Sgt. Phillip E. Waller | Bradenton Police Department | phl.waller@cityofbradenton.com | 941-932-9300x318 | Yes | | X | | | |
| City of Brooksville | Brooksville Police Department | Richard C. Hanks | Brooksville Police Department | rhanks@cityofbrooksville.us | 352-540-3800 | Yes | | | X | | Senys America |
| City of Clearwater | Patrol/Special Operations/Traffic | Lt. Michael Walek | Clearwater Police Department | michael.walek@myclearwater.com | 727-562-4119 | Yes | | | X | | |
| City of Clermont | Police Department - Traffic | Diane Carter | Clermont Police Department | dcarter@clermontfl.org | 352-394-5588 | Yes | X | | | | |
| City of Clewiston | Police Department | Lieutenant Michael J. Rowan | Clewiston Police Department | rowanmj@clcpn.net | 863-985-1474 | Yes | X | | | | |
| CITY OF CORAL GABLES | POLICE DEPT/SPECIAL ENFORCEMENT DIV | ALEX CASTELLO | CITY OF CORAL GABLES | ACASTELLO@CORALGABLES.COM | 305-722-8669 | Yes | X | | | | |
| City of Edgewood | Traffic Infraction Enforcement Officer | Stacey Salemi | Edgewood Police Department | ssalemi@edgewood-fl.gov | 407851.2820 | Yes | | | | | GATSO |
| City of Florida City | Patrol | Michelle Ramirez | Florida City Police Department | mramirez@floridacityfl.gov | 305-248-0571 | Yes | | X | | | |
| City of Groveland | Police | Cheyenne Gefford | City of Groveland/Police Department | cheyenne.gefford@groveland-fl.gov | 352-429-4166 | Yes | X | | | | Senys America, Inc. |
| City of Gulf Breeze | Police | Robert Randle | Gulf Breeze Police Department | rrandle@gulfbreeze.fl.gov | 850-934-5121 | Yes | | | | | |
| City of Gulfport | Police Department | Robert Vincent | Gulfport Police Department | rvincent@mygulfport.us | 727-895-1049 | Yes | X | | | | |
| CITY OF HAINES CITY | POLICE DEPARTMENT | TIM GLOVER | HAINES CITY POLICE DEPARTMENT | TGLOVER@HAINESCITYPD.COM | 863-632-1386 EXT 2267 | Yes | X | | | | |
| City of Homestead | Police Department | Lt. Thomas Surman | Homestead Police Department | tsurman@homesteadpolice.com | 305-224-5411 | Yes | X | | | | |
| City of Kissimmee | Police and City Attorney | R. Moore | Kissimmee Police | rmoore@kissimmee.org | 407-847-0176 ext. 3266 | Yes | | | X | | |
| City of Miami Gardens | Police Department | William Bamford | Miami Gardens Police Department | william.bamford@mngpdfl.org | 305.474.1391 | Yes | X | | | | |
| City of Miami, Florida | Police Red Light Camera Unit/Administration Division | Ofc. Michael Vega #731 | City of Miami Police Department | 731@miami-police.org | 305-603-6710 | Yes | X | | | | |
| City of New Port Richey | Police Department | Kim Bogart, Chief of Police | New Port Richey Police Department | kbogart@cityofnewportrichey.org | 727-841.4550 Ext. 1.16 | Yes | X | | | | |
| City of Ocoee | Police | Lt. Bill Wagner | Ocoee Police Department | wwagner@ocoee.org | 407-905-3160 | Yes | X | | | | |
| City of Opa-locka Police Department | Traffic Unit | Sgt. Marcos Gonzalez | City of Opa-locka Police Department | mgonzalez@opalockapd.com | 3059532877 ext.235 | Yes | X | | | | |
| City of Orlando | Economic Development, Code Enforcement | Raymond Rodriguez | Code Enforcement | raymond.rodriguez@cityoforlando.net | (407)246-2487 | Yes | X | | | | |
| City of Palm Coast | Code Enforcement Division | Barbara Grossman | City of Palm Coast | bgrossman@palmcoast.gov.com | 386-966-4739 | Yes | X | | | | |
| City of Port Richey | Police Department | Ryan Runge | Port Richey Police Department | r.runge@cityofportrichey.com | 7278350974 | Yes | X | | | | |
| City of Sarasota | Police | Bryan Graham | Sarasota Police Department | bryan.graham@sarasotafl.gov | 941.954.7022 | Yes | X | | | | |
| City of South Pasadena | Administration and Public Safety | Carley Lewis | City of South Pasadena | clewis@mysouthpasadena.com | 727-347-4171 | Yes | X | | | | |
| City of Tallahassee | Department | Allen Secrest | City of Tallahassee | allen.secrest@tal.gov.com | (850) 891-8273 | Yes | | | | X | |
| City of Tamarae | Broward Sheriff's Office - Traffic Unit | Barry A Berbow | Broward Sheriff's Office | Barry_Berbow@sheriff.org | 954-247-6002 | Yes | X | | | | |
| City of Tampa | Tampa Police Department | Corporal Paul Smalley | Tampa Police Department | paul.smalley@tampapd.net | 813-246-2035 | Yes | X | | | | |
| City of Winter Park | Special Operations | Samuel Belfiore / Sgt Stan Lacke | Winter Park Police Department | sbelfiore@cityofwinterpark.org / slacke@cityofwinterpark.org | 407-645-1652 / 407-599-3512 | Yes | | | | | GATSO |
| Green Cove Springs | Green Cove Springs Police Department | Officer J.J. Faro, Jr. | Green Cove Springs Police Department | JFaro@gcpspd.com | 904.631.9807 | Yes | X | | | | |

Appendix E: Jurisdiction Responses to Survey

| Name of Jurisdiction (City or County) | Please provide the following information regarding NOVs issued for RLC violations in your jurisdiction between July 1, 2015 and June 30, 2016 | | | | | | | | | | | | |
|---------------------------------------|---|---|--------------------|---|--|----------------------------|--------------------------|---|---------------------------|---|---------------------------|---|---|
| | As of July 1, 2015, how many RLC's were operational? | As of June 30, 2016, how many RLC's were operational? | Difference # RLC's | As of July 1, 2015, at how many intersections were RLC's operational? | As of June 30, 2016, at how many intersections were RLC's operational? | Difference # Intersections | Total # | # Paid | # Contested & pending | # Contested & dismissed | # Contested & upheld | # issued as UTC | # Pending issuance as UTC |
| Anopka Police Department | 21 | 21 | 0 | 11 | 11 | 0 | 33754 | 21905 | 76 | 99 | 1065 | 10214 | 0 |
| Bell Harbour Village | 5 | 5 | 0 | 3 | 3 | 0 | 10235 | 6235 | 20 | 292 | 101 | 3201 | 0 |
| Campbellton | 2 | 0 | -2 | 1 | 0 | -1 | 83 | 24 | 2 | 0 | 2 | 0 | 0 |
| City of Aventura | 15 | 13 | -2 | 7 | 7 | 0 | 51142 | 30121 | 1388 | 4 | 0 | 17329 | 0 |
| City of Boynton Beach | 15 | 15 | 0 | 7 | 7 | 0 | 27592 | 15563 | 295 | 36 | 469 | 9350 | 2679 |
| City of Bradenton | 7 | 7 | 0 | 6 | 6 | 0 | 8187 | 7081 | 3 | 10 | 35 | 1624 | 135 |
| City of Brooksville | 16 | 16 | 0 | 16 | 16 | 0 | 15890 | 9273 | 11 | 6 | 72 | 3050 | 911 |
| City of Clearwater | 3 | 3 | 0 | 2 | 2 | 0 | 16118 | 10868 | 21 | 36 | 51 | 3094 | 213 |
| City of Clermont | 6 | 6 | 0 | 4 | 4 | 0 | 7977 | 5185 | 27 | 19 | 104 | 2088 | 52 |
| City of Clewiston | 0 | 2 | 2 | 0 | 2 | 2 | 220 | 165 | 0 | 0 | 1 | 181 | 0 |
| CITY OF CORAL GABLES | 5 | 5 | 0 | 4 | 4 | 0 | 5632 | 3565 | 1701 | 18 | 56 | 1295 | 0 |
| City of Edgewood | 3 | 3 | 0 | 2 | 2 | 0 | 8837 | 5870 | 8 | 6 | 20 | 1156 | 1 |
| City of Florida City | 7 | 7 | 0 | 7 | 7 | 0 | 30156 | 26415 | 0 | 0 | 0 | 9546 | 2959 |
| City of Groveland | 2 | 2 | 0 | 2 | 2 | 0 | 2297 | 1566 | 0 | 14 | 10 | 594 | 0 |
| City of Gulf Breeze | 6 | 6 | 0 | 3 | 3 | 0 | 7638 | 5668 | 9 | 1 | 8 | 1509 | 660 |
| City of Gulfport | 3 | 0 | -3 | 3 | 0 | -3 | 5370 | 3202 | 44 | 61 | 18 | 2008 | 0 |
| CITY OF HAINES CITY | 13 | 13 | 0 | 7 | 7 | 0 | 15948 | 11394 | 13470 | 134741 | 134793 | 4093 | 0 |
| City of Homestead | 4 | 4 | 0 | 3 | 3 | 0 | 5514 | 2898 | 2 | 15 | 158 | 2442 | 199 |
| City of Kissimmee | 16 | 16 | 0 | 9 | 9 | 0 | 23011 | 15159 | 10 | 20 | 70 | 6790 | 119 |
| City of Miami Gardens | 28 | 28 | 0 | 15 | 15 | 0 | 128476 | 63686 | 12958 | 41466 | 10366 | 64790 | 0 |
| City of Miami, Florida | 143 | 123 | -20 | 86 | 75 | -11 | 186967 | 115332 | 1188 | 656 | 1733 | 55804 | 1145 |
| City of New Port Richey | 9 | 9 | 0 | 6 | 6 | 0 | 21286 | 14364 | 243 | 70 | 276 | 4936 | Unavailable |
| City of Ocoee | 7 | 7 | 0 | 4 | 4 | 0 | 7667 | 4616 | 0 | 18 | 115 | 2803 | 17 |
| City of Opa-locka Police Department | 9 | 9 | 0 | 4 | 4 | 0 | 20763 | 9008 | 0 | 92 | 343 | 9923 | 0 |
| City of Orlando | 29 | 32 | 3 | 14 | 15 | 1 | 34504 | 23681 | 3 | 58 | 122 | 9851 | 0 |
| City of Palm Coast | 4 | 4 | 0 | 4 | 4 | 0 | 3566 | 2259 | 231 | 2 | 66 | 555 | 323 |
| City of Port Richey | 5 | 5 | 0 | 2 | 2 | 0 | 8210 | 5750 | 24 | 10 | 78 | 932 | 0 |
| City of Sarasota | 23 | 23 | 0 | 10 | 10 | 0 | 25346 | 19095 | 244 | 11 | 216 | 5648 | 0 |
| City of South Pasadena | 5 | 0 | -5 | 4 | 0 | -4 | 4263 | 3176 | 0 | 2 | 68 | 912 | 0 |
| City of Tallahassee | 19 | 0 | -19 | 7 | 0 | -7 | Data no longer available | Red Light Camera Program ended 08/17/2015 | Data no longer available | Red Light Camera Program ended 08/17/2015 | Data no longer available | Red Light Camera Program ended 08/17/2015 | Red Light Camera Program ended 08/17/2015 |
| City of Tamarac | 15 | 15 | 0 | 8 | 8 | 0 | 18200 | 10093 | 754 | 8 | 97 | 1840 | 0 |
| City of Tampa | 54 | 46 | -8 | 21 | 18 | -3 | 71989 | 45801 | N/A | 234 | 775 | 24033 | 24033 |
| City of Winter Park | 8 | 8 | 0 | 6 | 6 | 0 | 16100 | 12115 | 100 Contested / 0 Pending | 100 Contested / 14 Dismissed | 100 Contested / 86 Upheld | 1967 | 650 |
| Green Cove Springs | 5 | 5 | 0 | 3 | 3 | 0 | 7940 | 5612 | 21 | 79 | 81 | 2074 | 0 |

Appendix E: Jurisdiction Responses to Survey

| Name of Jurisdiction (City or County) | How many registration holds did your jurisdiction request as a result of RL violations during the reporting period (July 1, 2015 - June 30, 2016)? | How does your jurisdiction submit crash data to the Department? | In order to identify the number of repeat offenders, please provide the number of distinct vehicle owners issued Notices of Violation for multiple red-light camera violations. | Have court cases impacted your red light camera program? | |
|---------------------------------------|--|---|---|--|--|
| | | | | Response | Details |
| Apopka Police Department | 216 | Electronically | 3053 | Yes | Changes were made to improve process |
| Bal Harbour Village | 0 | Electronically | 353 | Yes | |
| Campbellton | 0 | Both | 1 | No | |
| City ofventura | 0 | Electronically | 5171 | Yes | the program was upheld by the Court |
| City of Boynton Beach | 288 | Electronically | 2176 | Yes | |
| City of Bradenton | 12 | Electronically | 1 | No | |
| City of Brooksville | 30 | Electronically | 1283 | No | |
| City of Clearwater | 6 | Electronically | 494 | Yes | Initial review of all violations and all UTC mailings are handled by the Traffic Infraction Officer. |
| City of Clermont | Our office does not perform registration holds | Electronically | 378 | Yes | AREM ruling resulting in monthly dismissals of UTC's |
| City of Clewiston | None | Electronically | Information not collected | No | N/A |
| CITY OF CORAL GABLES | NONE | Electronically | 117 | Yes | DRIVERS ARE MORE CAUTIOUS OF RUNNING RED LIGHTS |
| City of Edgewood | 14 | Electronically | 385 | Yes | |
| City of Florida City | 258 | Electronically | 2597 | Yes | |
| City of Groveland | 0 | Paper | 1 | No | |
| City of Gulf Breeze | 0 | Electronically | 252 | No | |
| City of Gulfport | 0 | Electronically | 300 | Yes | Influenced decision by elected body to cancel the program in March 2016 |
| CITY OF HAINES CITY | 0* | Electronically | 700 | No | |
| City of Homestead | 0 | Electronically | 300 | No | Program has remained the same |
| City of Kissimmee | 97 | Electronically | 1060 | No | No cases have impacted the 5th Judicial Circuit |
| City of Miami Gardens | 1166 | Electronically | 16893 | Yes | AreM |
| City of Miami, Florida | 1055 | Both | 20057 | Yes | Hollywood v. AreM &ventura v. Jimenez cases |
| City of New Port Richey | 3 | Both | 1655 | No | Six cases were stayed temporarily |
| City of Ocoee | 0 | Both | 562 | No | not during this period of time |
| City of Opa-locka Police Department | 0 | Electronically | 1385 | Yes | Law Changes changing the process. Some task redundant losing time |
| City of Orlando | 54 | Electronically | 1109 | Yes | |
| City of Palm Coast | 0 | Electronically | 167 | Yes | |
| City of Port Richey | 0 | Electronically | 261 | No | |
| City of Sarasota | 153 | Electronically | 1291 | No | |
| City of South Pasadena | 0 | Electronically | 142 | Yes | |
| City of Tallahassee | Information not available | Electronically | Data not tracked | No | Minimal Impact. |
| City of Tamarac | 53 | Both | 719 | Yes | Program suspended by city from 07/01/15 thru 08/25/15 for BRQ modifications. |
| City of Tampa | None | Electronically | 59459 | Yes | Pending Class Action Suit |
| City of Winter Park | 0 | Electronically | 743 | No | No significant change in violations |
| Green Cove Springs | 23 | Both | 311 | Yes | City of Hollywood v. AreM caused unnecessary redundant workload |

Appendix E: Jurisdiction Responses to Survey

| Name of Jurisdiction (City or County) | Other than traffic crashes, please rank the following factors on importance when selecting which intersections to install RLCs | | | | | Did you relocate any existing red light cameras during the reporting period? | What factors are used to determine the success/failure of each camera location? (select all that apply) | | | | | |
|---------------------------------------|--|--------------------|--------------------------------------|--------------------|-------------------|--|---|--|--------------|-----------------------------|-----------------------------|--|
| | Traffic citation data | Citizen complaints | Law Enforcement Officer observations | Traffic Volume | Pedestrian safety | | Other (please specify) | Response | If yes, why? | change in number of crashes | change in pedestrian safety | change in revenue |
| Apopka Police Department | Very Important | Very Important | Somewhat Important | Somewhat Important | Very Important | No | No | | X | X | | Change in number of violations |
| Bal Harbour Village | Very Important | Very Important | Very Important | Very Important | Very Important | No | No | | X | X | | |
| Campbellton | Somewhat Important | Somewhat Important | Somewhat Important | Very Important | Very Important | No | No | | X | X | X | |
| City of Aventura | Very Important | Somewhat Important | Somewhat Important | Somewhat Important | Very Important | No | No | | X | | | Number of Violations |
| City of Boynton Beach | Very Important | Somewhat Important | Somewhat Important | Very Important | Very Important | No | No | | X | | | |
| City of Bradenton | Very Important | Somewhat Important | Somewhat Important | Very Important | Very Important | No | No | | X | | | |
| City of Brooksville | Very Important | Very Important | Very Important | Very Important | Very Important | No | No | | X | X | | |
| City of Clearwater | Somewhat Important | Very Important | Very Important | Somewhat Important | Very Important | No | No | | X | X | | Change in number of straight through and right turn violations |
| City of Clermont | Very Important | Very Important | Very Important | Very Important | Very Important | No | No | | X | X | | |
| City of Clewiston | N/A | N/A | N/A | N/A | Very Important | No | N/A | | | | | No data collected |
| CITY OF CORAL GABLES | Very Important | Very Important | Very Important | Very Important | Very Important | No | No | | X | X | | |
| City of Edgewood | Very Important | Somewhat Important | Very Important | Very Important | Very Important | No | No | | X | | | |
| City of Florida City | Very Important | Very Important | Very Important | Very Important | Very Important | No | No | | X | X | X | |
| City of Groveland | Not Important | Very Important | Very Important | Very Important | Very Important | No | No | | X | X | | |
| City of Gulf Breeze | Very Important | Somewhat Important | Very Important | Very Important | Very Important | No | No | | X | X | | |
| City of Gulfport | Not Important | Somewhat Important | Somewhat Important | Very Important | Very Important | No | No | | X | | | |
| CITY OF HAINES CITY | Very Important | Very Important | Very Important | Very Important | Very Important | No | No | | X | X | | |
| City of Homestead | N/A | N/A | N/A | N/A | N/A | No | No | Program has remained the same since 2009 | | | | Program has remained the same since inception. |
| City of Kissimmee | Very Important | Somewhat Important | Somewhat Important | Very Important | Very Important | No | No | | X | X | | |
| City of Miami Gardens | Somewhat Important | Somewhat Important | Somewhat Important | Very Important | Very Important | No | No | | X | | | |
| City of Miami, Florida | Very Important | Very Important | Somewhat Important | Not Important | Very Important | No | No | | X | X | | Lower amount of violations being issued show more compliance |
| City of New Port Richey | Somewhat Important | Very Important | Very Important | Very Important | Very Important | Yes | Four cameras were removed due to significant reducing in number of violations. | | X | X | | Increase or decrease in number of Notices of Violations issued = Success/Failure |
| City of Ocoee | Somewhat Important | Very Important | Very Important | Somewhat Important | Very Important | No | No | | X | | X | |
| City of Opa-locka Police Department | Somewhat Important | Very Important | Very Important | Somewhat Important | Very Important | No | No | | X | X | X | |
| City of Orlando | Very Important | Very Important | Very Important | Very Important | Very Important | No | No | | X | | | change in the number of crash/right angle |
| City of Palm Coast | Somewhat Important | Not Important | Very Important | Very Important | Very Important | No | No | | X | | | |
| City of Port Richey | Very Important | Very Important | Very Important | Very Important | Very Important | No | No | | X | X | X | |
| City of Sarasota | Somewhat Important | Somewhat Important | Somewhat Important | Somewhat Important | Very Important | No | No | | X | | | |
| City of South Pasadena | Very Important | Very Important | N/A | Very Important | Very Important | No | No | | | | X | |
| City of Tallahassee | Very Important | Somewhat Important | Very Important | Somewhat Important | Very Important | No | No | | X | | | Change in number of red light violations |
| City of Tamarac | Somewhat Important | Somewhat Important | Somewhat Important | Somewhat Important | Very Important | No | No | | X | X | | reduction in repeat offenders |
| City of Tampa | Very Important | Very Important | Somewhat Important | Very Important | Very Important | No | No | | X | X | | |
| City of Winter Park | Very Important | Somewhat Important | Very Important | Very Important | Very Important | No | No | | X | X | X | |
| Green Cove Springs | Somewhat Important | Very Important | Very Important | Very Important | Very Important | No | No | | X | | | Amount of Violations |

Appendix E: Jurisdiction Responses to Survey

| Name of Jurisdiction (City or County) | Who reviews the camera images before Notices of Violation are issued? | | | | Who reviews contested Notices of Violation? (select all that apply) | | | | Who issues Uniform Traffic Citations if Notices of Violation are unpaid? (select all that apply) | | | |
|---------------------------------------|---|-------------------------------|--|---|---|-------------------------------|--|--|--|-------------------------------|--|---|
| | Law Enforcement Officer | Non-sworn government employee | Non-sworn contractor employee (vendor) | Other (please specify) | Law Enforcement Officer | Non-sworn government employee | Non-sworn contractor employee (vendor) | Other (please specify) | Law Enforcement Officer | Non-sworn government employee | Non-sworn contractor employee (vendor) | Other (please specify) |
| Anopka Police Department | X | | | | X | | | | X | | | |
| Bal Harbour Village | X | | | | X | | | | X | | | |
| Campbellton | X | | | | X | | | | X | | | |
| City of Aventura | X | | | | X | | | | X | | | |
| City of Boynton Beach | X | X | | | X | X | | | X | | | |
| City of Bradenton | X | | | | X | | | | X | | | |
| City of Brooksville | X | | | | X | | | | X | | | |
| City of Clearwater | | | | Traffic Enforcement Officer (civilian) | | | | Traffic Enforcement Officer (civilian) | | | | Traffic Enforcement Officer (civilian) |
| City of Clermont | | X | X | | | X | Magistrate | | X | | | Healing Officer |
| City of Clewiston | X | | | | X | | | | | X | | |
| CITY OF CORAL GABLES | X | X | | | X | X | | | X | | | |
| City of Edgewood | | X | | | | X | | | X | | | |
| City of Florida City | X | | | | X | | | | X | | | |
| City of Groveland | X | | X | | X | | | | | X | | |
| City of Gulf Breeze | X | X | | | X | X | | | X | | | |
| City of Gulfport | X | | | | | | Local Hearing Officer | | X | | | |
| CITY OF HAINES CITY | X | | | | X | | | | X | | | |
| City of Homestead | X | | | | | X | | | X | | | |
| City of Kissimmee | | X | | | | X | | | X | | | |
| City of Miami Gardens | X | X | | | X | | | | X | | | |
| City of Miami, Florida | X | | | Traffic Infraction Enforcement Officers | X | | | | X | | | Traffic Infraction Enforcement Officers |
| City of New Port Richey | | X | | | | X | | | | X | | |
| City of Ocoee | X | X | | | | | contracted hearing officer | | X | | | |
| City of Opa-locka Police Department | X | | | | X | | | | X | | | |
| City of Orlando | | X | | | | X | | | X | | | |
| City of Palm Coast | | X | | | | X | | | X | | | |
| City of Port Richey | X | X | | | X | X | | | X | X | | |
| City of Sarasota | X | X | | | X | X | | | X | X | | |
| City of South Pasadena | | | X | | | | | X | X | | X | |
| City of Tallahassee | X | | X | | X | | | | X | | | |
| City of Tamarac | X | X | | | X | X | | | X | | | |
| City of Tampa | X | | | | | | Traffic Magistrate | | X | | | |
| City of Winter Park | X | X | | | X | X | | | | X | | |
| Green Cove Springs | X | | | | X | | | | X | | | |

Appendix E: Jurisdiction Responses to Survey

| Name of Jurisdiction (City or County) | What action(s) has your jurisdiction taken to improve safety measures as a result of your red light camera program? | | | | | | Has red light camera footage been used to investigate other crimes? | If yes, please select all that apply (if no, select N/A) | | |
|---------------------------------------|---|--|--|-----------------------------------|-------------------------------------|--------------|---|--|------------------------|---|
| | Engineering N/A | Increased signage at intersection(s) w/RLC | Increased signage at intersection(s) w/o RLC | Lighting at intersection(s) w/RLC | Lighting at intersection(s) w/o RLC | Lighting N/A | | Crash investigation | Criminal investigation | Missing person |
| Apopka Police Department | | X | | X | | N/A | Yes | X | | |
| Bal Harbour Village | X | X | | | | X | Yes | X | | Robbery |
| Campbellton | X | X | | | | X | Yes | | | Felony Battery Case. Video was not useful. |
| City of Aventura | X | | X | | | X | Yes | X | | insurance request |
| City of Boynton Beach | X | | X | | | X | Yes | X | | |
| City of Bradenton | X | X | | | | X | Yes | X | | |
| City of Brooksville | X | X | | | | X | Yes | X | X | |
| City of Clearwater | X | X | | | | X | Yes | X | | |
| City of Clermont | X | | X | | | X | Yes | X | | Video evidence of incident |
| City of Clewiston | X | | X | | | X | Yes | X | | |
| CITY OF CORAL GABLES | X | | X | | | X | Yes | X | | |
| City of Edgewood | | | X | | | X | Yes | X | X | |
| City of Florida City | X | | X | | | X | Yes | X | X | |
| City of Groveland | X | X | | | | X | Yes | X | | |
| City of Gulf Breeze | X | X | | | | X | No | | | N/A |
| City of Gulfport | X | | X | X | | X | Yes | X | X | |
| CITY OF HAINES CITY | X | | X | | | X | Yes | X | | |
| City of Homestead | X | | X | | | X | Yes | X | X | |
| City of Kissimmee | X | | X | | | X | Yes | X | X | |
| City of Miami Gardens | | | X | X | | X | Yes | X | X | |
| City of Miami, Florida | X | X | | | | X | Yes | X | X | Burglaries, Homicides, Unknown death, Robberies, Sexual Offences, Hit & Runs, Shootings, etc. |
| City of New Port Richey | X | | X | | | X | Yes | X | X | |
| City of Ocoee | | | X | | | X | Yes | X | X | |
| City of Opa-locka Police Department | | X | | | X | | Yes | X | X | |
| City of Orlando | | X | | | | X | Yes | X | X | internal police investigations |
| City of Palm Coast | | | X | | | X | Yes | X | X | |
| City of Port Richey | X | | X | | | X | Yes | X | X | insurance request and client request |
| City of Sarasota | X | | X | | | X | Yes | X | X | |
| City of South Pasadena | X | | X | | | X | Yes | X | | |
| City of Tallahassee | | X | | | | X | Yes | X | X | |
| City of Tamarac | X | | X | | | X | Yes | X | X | |
| City of Tampa | | X | | | | X | Yes | X | X | |
| City of Winter Park | X | | X | | | X | Yes | X | X | |
| Green Cove Springs | X | | X | | | X | Yes | X | X | |

Appendix E: Jurisdiction Responses to Survey

| Name of Jurisdiction (City or County) | Is your jurisdiction continuing the red light camera program in Fiscal Year 2016-2017? | Has your jurisdiction conducted an independent red light camera analysis? | Please provide any specifications/clarifications for any of your answers. |
|---------------------------------------|--|---|--|
| Apopka Police Department | Yes | No | N/A |
| Bell Harbour Village | Yes | No | |
| Campbellton | No | No | N/A |
| City of Aventura | Yes | Yes | video is used for hit & run, shoplifting, fraud and other police department investigations |
| City of Boynton Beach | No | No | |
| City of Bradenton | No | No | 13.) Unable to provide proper answer with search tools provided by Xerox//11/21 and 22.) Right turn on red violations are only issued out for intersections where a sign prohibits the right turn on red. Number provided in 22 is only from that intersection |
| City of Brooksville | Yes | No | # 22 The vendor does not have a method of separating right on red violations from straight through violations |
| City of Clearwater | Yes | No | N/A |
| City of Clermont | Yes | Yes | Our agency conducts analysis on stats, accidents, and video requests |
| City of Clewiston | No | No | N/A |
| CITY OF CORAL GABLES | Yes | No | N/A |
| City of Edgewood | Yes | No | |
| City of Florida City | Yes | No | |
| City of Groveland | No | Yes | |
| City of Gulf Breeze | Yes | Yes | #18 - The last step in issuance of a violation is the review and approval by a sworn officer. |
| City of Gulfport | No | No | |
| CITY OF HAINES CITY | Yes | No | * NO DMV HOLDS WERE COMPLETED AS WE HAD ISSUES GETTING DMV TO ACCEPT OUR INFORMATION. THIS HAS BEEN CORRECTED |
| City of Homestead | Yes | No | |
| City of Kissimmee | Yes | No | N/A |
| City of Miami Gardens | Yes | Yes | |
| City of Miami, Florida | Yes | No | |
| City of New Port Richey | Yes | No | |
| City of Ocoee | Yes | No | |
| City of Opa-Locka Police Department | Yes | No | |
| City of Orlando | Yes | No | |
| City of Palm Coast | Yes | Yes | |
| City of Port Richey | Yes | No | |
| City of Sarasota | Yes | No | Question 10; part 7 cannot be answered as the number changes daily as violation notices are paid or not paid. |
| City of South Pasadena | No | No | |
| City of Tallahassee | No | No | N/A |
| City of Tamarac | Yes | No | Numbers 18-20: non-sworn government employee is a certified traffic infraction enforcement officer. Number 24: No data available stating Broward County improved safety measures as a result of red light camera program. HALO technology added to several intersections within jurisdiction. Some intersections have been upgraded with new traffic signals and paving. |
| City of Tampa | Yes | No | |
| City of Winter Park | Yes | No | None |
| Green Cove Springs | Yes | No | N/A |

Appendix E: Jurisdiction Responses to Survey

| Name of Jurisdiction (City or County) | What Department oversees the red light camera program in your jurisdiction? | Provide the contact information of the person completing the survey | | | | Has your jurisdiction operated red light cameras within the reporting period (July 1, 2015 - June 30, 2016)? | What red light camera vendor(s) does your jurisdiction use? | | | |
|---------------------------------------|---|---|--|-----------------------------------|-----------------------|--|---|---------|-------|------------------------|
| | | Name | Agency | Email Address | Phone Number | | American Traffic Solutions (ATS) | Redflex | Xerox | Other (please specify) |
| Hillsborough County | Hillsborough County Sheriff's Office | Corporal Nicole Aikens | Hillsborough County Sheriff's Office | naikens@hscso.tampapa.fl.us | 813-247-0985 | Yes | X | | | |
| Jacksonville, FL | Jacksonville Sheriff's Office | Mr. Larry Jones | Jacksonville Sheriff's Office | larry.jones@jaxsheriff.org | 904-630-2160 | Yes | | X | | |
| Lakeland | Lakeland Police | Scott Wisneski | Lakeland Police | scott.wisneski@lakelandgov.net | 863-608-6649 | Yes | X | | | |
| Maitland | Police Department | Dawn D'Ambrosio | Maitland Police Department | ddambrosio@maitlandpd.org | 407-875-2810 | Yes | | | Galso | |
| Manatee County Government | Building and Development Services | Vicki Gijson | Manatee County Government | vicki.gijson@mymnatee.org | (841) 748-2071 | Yes | | | X | |
| Miami Beach | Miami Beach PD Traffic Unit | Sgt. Joaquin Rodriguez | Miami Beach PD | joaquinrodriguez@miamibeachfl.gov | 305-675-7776 ext.5768 | Yes | | | X | |
| Miami Springs | Police Department | Lieutenant Jimmy Deal | Miami Springs Police Department | idea@mispd.us | 3058871444 | Yes | X | | | |
| Milton Police, Milton Florida | Patrol | Katherine McDaniels | Milton Police | mcDanielsk@flcp.net | 850-983-5423 | Yes | X | | | |
| North Miami | North Miami Police Department | PSA Joseph | North Miami Police Department | joseph@northmiamipolice.com | 305-891-0294 | Yes | X | | | |
| North Miami Beach | North Miami Beach Police Department | Tiffany Argueta-Cruz | North Miami Beach Police Department | Tiffany.Argueta-Cruz@mmbpd.org | (954) 354-4460 | Yes | X | | | |
| Orange County | Public Works | Alyssa Eide | Orange County Traffic Engineering | Alyssa.Eide@ocfl.net | 407-836-7892 | Yes | X | | | |
| Orange Park FL Clay | Orange Park Police Department | Gary Goble | Orange Park Police Department | ggoble@townofop.com | 904-278-3006 | Yes | X | | | |
| Osceola County | Public Works | Joedel Zaballero | Osceola County | joedel.zaballero@osceola.org | 407-742-0623 | Yes | X | | | |
| Palatka | Palatka Police Department | Capt. Bobby Williams | Palatka Police Department | Twilliams@palatka.fl.gov | 386-329-0115 | Yes | X | | | |
| Sunrise | Police | Sgt. Stephen Allen | Sunrise Police Department | sallen@sunrisefl.gov | 954-746-3387 | Yes | X | | | |
| SWEETWATER (MIAMI-DADE) | SWEETWATER | OFFICER STEVEN LOPEZ | SWEETWATER PD | SLOPEZ@CTYOFWSWEETWATER.FL.GOV | 305-552-9900 | Yes | X | | | |
| Town of Davie | Police | John Wilson | Davie Police Department | John_Wilson@Davie-FL.Gov | 954-693-8342 | Yes | X | | | |
| Town of Kenneth City | Kenneth City Police Department | John Fugate Jr. | Kenneth City Police Department | fugatej@kennethcityfl.org | 727-498-8942 | Yes | X | | | |
| Town of Medley | Police | John Wilson | Medley Police Department | John.Wilson@MedleyPD.com | (954) 931-2149 | Yes | X | | | |
| Town Of Surfside | Surfside PD | Sgt. Patrick McKenna | Surfside PD | pmckenna@townofsurfsidefl.gov | 305-861-4862 | Yes | X | | | |
| Village of Key Biscayne | Traffic Unit | Sergeant Brian Kemmerer | Key Biscayne Police Department | bkemmerer@kbpd.net | 305-365-5555 | Yes | X | | | |
| Village of Pinecrest | Police Department | J. C. Gonzalez | Village of Pinecrest Police Department | jgonzalez@pinecrest.fl.gov | (305)234-2100 x385 | Yes | | X | | |
| West Park | Public Works | John Wilson | City of West Park | Wilson@Cityofwestpark.org | (954) 931-2149 | Yes | X | | | |
| Cutler Bay | Community Development | Elena Garcia | Town of Cutler Bay | egarcia@cutlerbay-fl.gov | 305-35-4262 ext.5538 | Yes | X | | | |
| West Miami | West Miami Police | Frank Fernandez | West Miami | fernandez@westmiamipolice.org | 305-266-0530 | Yes | X | | | |

Appendix E: Jurisdiction Responses to Survey

| Name of Jurisdiction (City or County) | Please provide the following information regarding NOVs issued for RLC violations in your jurisdiction between July 1, 2015 and June 30, 2016 | | | | | | | | | | | | |
|---------------------------------------|---|---|--------------------|---|--|----------------------------|---|----------------|-----------------------|-------------------------|----------------------|-----------------|---------------------------|
| | As of July 1, 2015, how many RLC's were operational? | As of June 30, 2016, how many RLC's were operational? | Difference # RLC's | As of July 1, 2015, at how many intersections were RLC's operational? | As of June 30, 2016, at how many intersections were RLC's operational? | Difference # Intersections | Total # | # Paid | # Contested & pending | # Contested & dismissed | # Contested & upheld | # Issued as UTC | # Pending issuance as UTC |
| Hillsborough County | 10 | 10 | 0 | 6 | 6 | 0 | 41439 | 28022 | 452 | 10 | 258 | 12522 | N/A |
| Jacksonville, FL | 40 | 41 | 1 | 26 | 27 | 1 | 50159 | 32248 | 63 | 22 | 276 | 15578 | 218 |
| Lakeland | 18 | 18 | 0 | 11 | 11 | 0 | 25438 | 15701 | 218 | 544 | 728 | 8077 | 0 |
| Maitland | 4 | 4 | 0 | 3 | 3 | 0 | 7077 | 5098 | 0 | 3 | 21 | 965 | 150 |
| Manatee County Government | 8 | 9 | 1 | 6 | 7 | 1 | 12722 | 9377 | 71 | 7 | 62 | 1980 | 19 |
| Miami Beach | 10 | 10 | 0 | 9 | 9 | 0 | 13715 | 11119 | 0 | 0 | 0 | 1317 | 0 |
| Miami Springs | 4 | 4 | 0 | 4 | 4 | 0 | 10587 | 6554 | 0 | 31 | 156 | 3856 | 0 |
| Milton Police, Milton Florida | 5 | 1 | -4 | 1 | 1 | 0 | 2808 | 2079 | 0 | 2 | 16 | 664 | 0 |
| North Miami | 21 | 0 | -21 | 10 | 0 | -10 | 11363 | 4621 | 0 | 180 | 210 | 5856 | 0 |
| North Miami Beach | 5 | 4 | -1 | 5 | 4 | -1 | 17667 | 8885 | 0 | 76 | 282 | 6707 | 1146 |
| Orange County | 50 | 50 | 0 | 36 | 36 | 0 | 75627 | 47069 | 1105 | 30 | 339 | 24922 | 1512 |
| Orange Park FL Clay | 7 | 7 | 0 | 3 | 3 | 0 | 8197 | 5780 | 8 | 9 | 62 | 2037 | 0 |
| Osceola County | 18 | 18 | 0 | 9 | 9 | 0 | 7280 | 4496 | 0 | 110 | 40 | 2397 | 0 |
| Palatka | 6 | 6 | 0 | 6 | 6 | 0 | 4916 | 2560 | 1000 | 200 | 600 | 400 | 0 |
| Surfside | 13 | 13 | 0 | 10 | 10 | 0 | 29953 | 15092 | 12799 | 94 | 385 | 762 | 12131 |
| SWEETWATER (MIAMI-DADE) | 8 | 1 | -7 | 2 | 1 | -1 | 20742 | 12738 | 1465 | 127 | 295 | 6412 | 1465 |
| Town of Davie | 16 | 4 | -12 | 8 | 3 | -5 | 4283 | 2030 | 12 | 14 | 36 | 2159 | 0 |
| Town of Kenneth City | 7 | 0 | -7 | 4 | 0 | -4 | unknown as I cannot access AITS database. | same as above. | same as above. | same as above. | same as above. | same as above. | same as above. |
| Town of Medley | 4 | 1 | -3 | 3 | 1 | -2 | 6386 | 4412 | 23 | 21 | 52 | 1454 | 0 |
| Town Of Sunrise | 5 | 5 | 0 | 5 | 5 | 0 | 7692 | 4809 | 189 | 4 | 14 | 2468 | 177 |
| Village of Key Biscayne | 4 | 4 | 0 | 3 | 3 | 0 | 1852 | 1432 | 0 | 60 | 77 | 240 | 67 |
| Village of Pinecrest | 4 | 4 | 0 | 4 | 4 | 0 | 7659 | 5126 | 20 | 8 | 127 | 1254 | 388 |
| West Park | 6 | 5 | -1 | 5 | 4 | -1 | 4041 | 1700 | 113 | 25 | 23 | 1459 | 0 |
| Cutler Bay | 5 | 5 | 0 | 2 | 2 | 0 | 4862 | 2712 | 229 | 3 | 107 | 1677 | 0 |
| West Miami | 6 | 6 | 0 | 6 | 6 | 0 | 20564 | 10698 | 500 | 1400 | 788 | 10000 | 15000 |

Appendix E: Jurisdiction Responses to Survey

| Name of Jurisdiction (City or County) | How many registration holds did your jurisdiction request as a result of RLC violations during the reporting period (July 1, 2015 - June 30, 2016)? | How does your jurisdiction submit crash data to the Department? | In order to identify the number of repeat offenders, please provide the number of distinct vehicle owners issued Notices of Violation for multiple red-light camera violations. | Have court cases impacted your red light camera program? | |
|---------------------------------------|---|---|---|--|---|
| | | | | Response | Details |
| Hillsborough County | 137 | Electronically | 2039 | No | |
| Jacksonville, FL | 0 | Electronically | 3167 | No | |
| Lakeland | 320 | Electronically | 2154 | Yes | We have started a second UTC review process before issuing UTC |
| Maitland | 0 | Electronically | 175 | Yes | Laws affect policies and procedures |
| Manatee County Government | Our office does not perform registration holds | Both | 404 | No | |
| Miami Beach | 1318 | Electronically | 1174 | No | |
| Miami Springs | 70 | Electronically | 305 | No | |
| Milton Police, Milton Florida | 14 (9 still active) | Paper | 86 | No | |
| North Miami | Unknown | Electronically | 594 | No | Not Applicable |
| North Miami Beach | 0 | Electronically | 858 | No | |
| Orange County | 0 | Electronically | 4709 | Yes | |
| Orange Park FL Clay | 18 | Paper | 7487 | Yes | We changed the way we issue UTC |
| Osceola County | None | Electronically | 188 | No | |
| Palatka | 0 | Electronically | 120 | No | |
| Sunrise | 0 | Electronically | 1385 | Yes | We are not presently issuing UTC's |
| SWEETWATER (MIAMI-DADE) | 267 | Both | 971 | No | |
| Town of Dawie | 0 | Paper | 132 | Yes | Conflicting rulings from appellant courts |
| Town of Kenneth City | 0 | Electronically | unknown as I cannot access ATIS database. | No | |
| Town of Medley | 0 | Paper | 207 | Yes | Conflicting appellant court rulings |
| Town Of Surfside | 0 | Electronically | 268 | Yes | In house hearings were put on hold pending the outcome of the Aventura Case |
| Village of Key Biscayne | 0 | Electronically | 86 | No | |
| Village of Pinecrest | 22 | Electronically | 134 | Yes | 3rd DCA ruling entered on July 26, 2016, ruling on the City of Aventura vs. Luis Torres Jimenez, rejecting Jimenez's arguments. Hence on 08/03/2016, Motion To Stay and/or to Dismiss was filed by GOLD & Associates, P.A. d/b/a The Ticket Clinic. As a result, all Uniform Traffic Citations (UTC'S) cases in Miami-Dade County are being continued until a final resolution is ruled upon. |
| West Park | 0 | Paper | 135 | Yes | Conflicting rulings from appellant courts |
| Cutler Bay | 41 | Electronically | 160 | No | |
| West Miami | 0 | Electronically | 345 | Yes | |

Appendix E: Jurisdiction Responses to Survey

| Name of Jurisdiction (City or County) | Other than traffic crashes, please rank the following factors on importance when selecting which intersections to install RLCs | | | | Did you relocate any existing red light cameras during the reporting period? | What factors are used to determine the success/failure of each camera location? (select all that apply) | | | | | | |
|---------------------------------------|--|--------------------|--------------------------------------|--------------------|--|---|------------------------|----------|--------------|-----------------------------|-----------------------------|--|
| | Traffic citation data | Citizen complaints | Law Enforcement Officer observations | Traffic Volume | | Pedestrian safety | Other (please specify) | Response | If yes, why? | change in number of crashes | change in pedestrian safety | change in revenue |
| Hillsborough County | Very Important | Very Important | Very Important | Very Important | | | | No | X | X | | |
| Jacksonville, FL | Not Important | Not Important | Not Important | Not Important | | | | No | X | X | | |
| Lakeland | Somewhat Important | Very Important | Very Important | Somewhat Important | | | | No | X | | X | Lower violations is key to less red light running. |
| Maitland | Very Important | Somewhat Important | Somewhat Important | Very Important | | | | No | X | X | | |
| Manatee County Government | N/A | Very Important | Very Important | N/A | | | | No | X | | | The total number of violations issued annually and whether they are increasing or decreases. |
| Miami Beach | Very Important | Very Important | Very Important | Very Important | | | | No | X | X | | |
| Miami Springs | Very Important | Somewhat Important | Somewhat Important | Not Important | | The number of fatality crashes or hit and run crashes that occur at an intersection or approach. | | No | X | X | | Increase or decrease in the number of violations issued over a specific period of time. |
| Milton Police, Milton Florida | Very Important | Very Important | Very Important | Somewhat Important | | | | No | X | X | | |
| North Miami | N/A | N/A | N/A | N/A | | Not Applicable | | No | | | | Not Applicable |
| North Miami Beach | Very Important | Very Important | Very Important | Very Important | | | | No | X | X | | |
| Orange County | Somewhat Important | Somewhat Important | N/A | Somewhat Important | | | | No | X | X | | Change in number of violations |
| Orange Park FL Clay | Somewhat Important | Somewhat Important | Very Important | Very Important | | | | No | | | | Change in Violations |
| Osceola County | Not Important | Somewhat Important | Very Important | Very Important | | | | No | X | X | | |
| Palatka | Very Important | Very Important | Very Important | Very Important | | | | No | X | X | | |
| Surfside | Very Important | Very Important | Very Important | Very Important | | | | No | X | X | | |
| SWEETWATER (MIAMI-DADE) | Somewhat Important | Somewhat Important | Very Important | Very Important | | | | No | | X | | |
| Town of Davie | Somewhat Important | Somewhat Important | Somewhat Important | Somewhat Important | | | | No | X | | | Change in the number of NOV's issued not applicable, program discontinued |
| Town of Kenneth City | N/A | N/A | N/A | N/A | | | | No | | | | Change in the number of violations |
| Town of Medley | Somewhat Important | Somewhat Important | Somewhat Important | Very Important | | | | No | X | X | | |
| Town Of Sunrise | Very Important | Somewhat Important | Very Important | Somewhat Important | | | | No | X | X | X | |
| Village of Key Biscayne | Very Important | Very Important | Very Important | Very Important | | | | No | X | X | | |
| Village of Pinecrest | Somewhat Important | Very Important | Very Important | Somewhat Important | | | | No | X | | | Decrease/increase in number of violations |
| West Park | Not Important | Somewhat Important | Somewhat Important | Somewhat Important | | | | No | | | | Reduction in the number of violations |
| Cutler Bay | Very Important | Somewhat Important | Very Important | Very Important | | | | No | X | | | |
| West Miami | Very Important | Somewhat Important | Very Important | Very Important | | | | No | X | X | | |

Appendix E: Jurisdiction Responses to Survey

| Name of Jurisdiction (City or County) | Who reviews the camera images before Notices of Violation are issued? | | | | Who reviews contested Notices of Violation? (select all that apply) | | | | Who issues Uniform Traffic Citations if Notices of Violation are unpaid? (select all that apply) | | | |
|---------------------------------------|---|-------------------------------|--|------------------------|---|-------------------------------|--|----------------------------|--|-------------------------------|--|---|
| | Law Enforcement Officer | Non-sworn government employee | Non-sworn contractor employee (vendor) | Other (please specify) | Law Enforcement Officer | Non-sworn government employee | Non-sworn contractor employee (vendor) | Other (please specify) | Law Enforcement Officer | Non-sworn government employee | Non-sworn contractor employee (vendor) | Other (please specify) |
| Hillsborough County | X | | | | X | | | | X | | | |
| Jacksonville, FL | X | | X | | X | | | | X | | | |
| Lakeland | X | | | | X | | | | X | | | |
| Maitland | X | | X | | X | | X | | X | | | |
| Manatee County Government | X | | | | X | | | | X | | | |
| Miami Beach | X | X | | | X | X | | | X | | | |
| Miami Springs | X | X | | | X | X | | | X | | | |
| Milton Police, Milton Florida | X | | | | | | | Hearing Officer (Attorney) | X | | | |
| North Miami | X | | | Public Service Aides | X | | | Public Service Aides | X | | | Public Service Aides/Becomes a UTC after a certain period of time |
| North Miami Beach | X | X | | | X | X | | | X | | | |
| Orange County | X | X | X | | X | X | | | X | X | | |
| Orange Park FL Clay | X | | | | X | | | | X | | | |
| Osceola County | X | | | | X | | | | X | | | |
| Palatka | X | | | | X | | | | X | | | |
| Sunrise | X | X | | | X | X | | | X | X | | |
| SWEETWATER (MIAMI-DADE) | X | | | | X | | | local appointed magistrate | X | | | |
| Town of Dawie | | X | | | | X | | | | X | | |
| Town of Kenneth City | X | | | | X | | | | | | | Pinellas County Clerk of Court |
| Town of Medley | | X | | | | X | | | X | | | |
| Town Of Surfside | X | | | | X | | | | X | | | |
| Village of Key Biscayne | X | | | | X | | | | X | | | |
| Village of Pinecrest | X | | | | X | | | | X | | | |
| West Park | | X | | | | X | | | | X | | |
| Cuiter Bay | X | | | | X | | | | X | | | |
| West Miami | X | | | | X | | | | X | | | |

Appendix E: Jurisdiction Responses to Survey

| Name of Jurisdiction (City or County) | Do you issue NOV's (through red light camera detection) for persons making right turns on red signals? | # of NOV's were issued for right turns on red during the reporting period? (July 1, 2015 - June 30, 2016) | What action(s) has your jurisdiction taken to improve safety measures as a result of your red light camera program? | | | | | | | | | | |
|---------------------------------------|--|---|---|--|---|--|---|--------------------|---|--|--|--|---|
| | | | Intelligent collision prevention system at intersection(s) w/ RLC | Intelligent collision prevention system at intersection(s) w/o RLC | Intelligent collision prevention system N/A | Re-stripping - at intersection(s) w/ RLC | Re-stripping - at intersection(s) w/o RLC | Re-stripping - N/A | Engineering - at intersection(s) w/ RLC | Engineering - at intersection(s) w/o RLC | | | |
| Hillsborough County | Yes | 90 | | | X | | | | | X | | | |
| Jacksonville, FL | No | | X | | | | | | | | | | |
| Lakeland | Yes | 9008 | | | X | | | | | | | | X |
| Maitland | Yes | Not tracked | | | X | | | | | X | | | |
| Manatee County Government | Yes | Our jurisdiction does not track those violations | | | | | | | | | | | |
| Miami Beach | Yes | This number is not tracked | | | X | | | | | X | | | X |
| Miami Springs | Yes | 5805 | | | | | | | X | | | | |
| Milton Police, Milton Florida | No | | | | | | | | | | | | |
| North Miami | Yes | 5767 | | | X | | | | | X | | | |
| North Miami Beach | Yes | 74 | | | X | | | | | X | | | |
| Orange County | Yes | 427 | | | X | | | | | X | | | X |
| Orange Park FL Clay | Yes | 1177 | | | X | | | | | X | | | |
| Osceola County | Yes | 20 | | | X | | | | | X | | | |
| Palatka | Yes | 572 | | | X | | | | | X | | | |
| Surfside | Yes | 18668 | | | X | | | | | X | | | X |
| SWEETWATER (MIAMI-DADE) | Yes | 14804 | | | X | | | | | X | | | X |
| Town of Davie | No | | | | | | | | | | | | |
| Town of Kenneth City | Yes | unknown. I cannot access ATS database. | | | | | | | | X | | | |
| Town of Medley | Yes | 1813 | | | X | | | | | X | | | |
| Town Of Sunrise | Yes | 100 | | | X | | | | | X | | | |
| Village of Key Biscayne | Yes | 637 | | | X | | | | | X | | | |
| Village of Pinecrest | No | | | | | | | | | | | | |
| West Park | No | | | | X | | | | | X | | | |
| Cutler Bay | No | | | | X | | | | | X | | | |
| West Miami | Yes | 15000 | | | X | | | | | X | | | X |

Appendix E: Jurisdiction Responses to Survey

| Name of Jurisdiction (City or County) | What action(s) has your jurisdiction taken to improve safety measures as a result of your red light camera program? | | | | | | Has red light camera footage been used to investigate other crimes? | If yes, please select all that apply (if no, select N/A) | | | |
|---------------------------------------|---|--|--|-----------------------------------|-------------------------------------|--------------|---|--|------------------------|----------------|---|
| | Engineering N/A | Increased signage at intersection(s) w/RLC | Increased signage at intersection(s) w/o RLC | Lighting at intersection(s) w/RLC | Lighting at intersection(s) w/o RLC | Lighting N/A | | Crash investigation | Criminal Investigation | Missing person | Other (please specify) |
| Hillsborough County | X | | X | | | X | Yes | X | X | X | Camera footage has been reviewed 64 times. |
| Jacksonville, FL | X | X | | | | X | Yes | X | X | | |
| Lakeland | | X | | | X | | Yes | X | X | X | Department officers have used footage for misc. crimes committed in their areas of assignment. |
| Maitland | X | | X | | | X | Yes | X | X | X | |
| Manatee County Government | | | X | | | X | Yes | X | X | | Red light camera video has been used for traffic crashes involving injuries and homicides for time line and suspect identification. |
| Miami Beach | | X | X | X | | | Yes | X | X | | |
| Miami Springs | X | X | X | | | X | Yes | X | X | X | |
| Milton Police, Milton Florida | X | | | X | | | Yes | X | | | Internal Investigations / Client requests and Assisting other agencies SRSO/ Crashes and Criminal Inv |
| North Miami | X | | | | | X | Yes | X | X | | Hit and Run accidents, Homicides, Stolen vehicles and etc. |
| North Miami Beach | X | | | | | X | Yes | X | X | | |
| Orange County | | X | X | X | | | Yes | X | X | | |
| Orange Park FL Clay | X | | X | | | X | Yes | X | X | | |
| Osceola County | X | | X | | | X | Yes | X | X | | |
| Palatka | X | | X | | | X | Yes | X | X | | |
| Sunrise SWEETWATER (MIAMI-DADE) | | X | X | | | X | Yes | X | X | X | We have pulled video on 137 occasions this past year. We have utilized the video to assist in crash investigations including vehicle fatalities, burglaries, robbery, homicide and kidnapping. We have also supplied video for civil actions relating to traffic crashes. |
| Town of Davie | X | | X | | | X | Yes | X | X | X | |
| Town of Kenneth City | X | | X | | | X | Yes | X | X | | |
| Town of Medley | X | | X | | | X | Yes | X | X | X | |
| Town Of Sunrise | X | X | X | X | | X | Yes | X | X | X | |
| Village of Key Biscayne | X | | X | | | X | Yes | X | X | X | |
| Village of Pinecrest | | | X | | | X | Yes | X | X | X | |
| West Park | X | | X | | | X | Yes | X | X | X | |
| Cutler Bay | X | | X | | | X | Yes | X | X | X | |
| West Miami | X | | X | X | | X | Yes | X | X | X | |

Appendix E: Jurisdiction Responses to Survey

| Name of Jurisdiction (City or County) | Is your jurisdiction continuing the red light camera program in Fiscal Year 2016-2017? | Has your jurisdiction conducted an independent red light camera analysis? | Please provide any specifications/clarifications for any of your answers. |
|---------------------------------------|--|---|--|
| Hillsborough County | Yes | No | N/A |
| Jacksonville, FL | Yes | Yes | |
| Lakeland | Yes | Yes | N/A |
| Maitland | Yes | Yes | |
| Manatee County Government | Yes | No | N/A |
| Miami Beach | Yes | No | Question 10: A, C, D was used in information fields where the information is not trackable by our software. |
| Miami Springs | Yes | No | |
| Milton Police, Milton Florida | Yes | No | na |
| North Miami | No | No | |
| North Miami Beach | Yes | Yes | |
| Orange County | Yes | No | |
| Orange Park FL Clay | Yes | No | |
| Osceola County | Yes | No | |
| Palatka | Yes | No | |
| Sunrise | Yes | Yes | |
| SWEETWATER (MIAMI-DADE) | Yes | No | |
| Town of Dawie | Yes | Yes | Independent analysis resulted in a reduction in the number of red light cameras in the Town. We saw considerable reduction in the number of NOV's issued indicating a change in driver behavior |
| Town of Kenneth City | No | No | I cannot access ATIS database for statistics |
| Town of Medley | Yes | Yes | MDY03, 10, & 11 are currently off-line due to major construction to improve traffic flow |
| Town Of Surfside | Yes | No | none |
| Village of Key Biscayne | Yes | No | |
| Village of Pinecrest | Yes | No | #22- Worked with the Miami-Dade County Public Works/Waste Management Dept.- Traffic Signals & Signs Division in order to meet/comply the FDOT's Yellow Light Interval Timing Standards at all Red Light Camera Enforced Intersections. |
| West Park | Yes | Yes | Our analysis resulted in a change to our BRQ's requiring that all videos be sent to us and all videos are reviewed by the Traffic Infraction Enforcement Officer |
| Cuiter Bay | No | No | |
| West Miami | Yes | No | N/A |

Appendix F: Right Turn Definitions

| Name of Jurisdiction (City or County) | Section 316.0083(1)(a), F.S., provides that "A notice of violation and a traffic citation may not be issued for failure to stop at a red light if the driver is making a right-hand turn in a careful and prudent manner at an intersection where right-hand turns are permissible." As this statute does not define "careful and prudent manner," please provide the definition used by your jurisdiction when determining if a violation should be issued. |
|--|--|
| Apopka Police Department | Having regard for angle, width, grade, curves, corners, vehicles, pedestrians and all other attendant circumstances, including but not limited to speed and visual obstructions, so as not to endanger the life, limb, or property of any person. Note: Damage or injury does not have to occur in order for an event to be considered NOT careful and prudent. |
| Bal Harbour Village | The following the questions will be asked: 1) Did the vehicle slow down or 2) Did the vehicle/driver yield to pedestrians |
| Campbellton | When second vehicle has to slow to avoid a crash with violator |
| City of Aventura | vehicle stops before, at or after the stop bar before turning red at the intersection |
| City of Boynton Beach | |
| City of Bradenton | Careful and prudent manner would be coming to a complete stop, ensuring that the driver of the vehicle had enough time to look at oncoming traffic to determine if it was clear to proceed. |
| City of Brooksville | 11 miles an hour or over without stopping |
| City of Clearwater | |
| City of Clermont | Right hand turn made after exercising caution by slowing down to allow for pedestrians in crosswalk to continue safely and also give right of way to any oncoming traffic |
| City of Clewiston | |
| CITY OF CORAL GABLES | SPEED, TRAFFIC AND PEDESTRIANS |
| City of Edgewater | |
| City of Florida City | The driver made a complete stop before making the right-hand turn. |
| City of Groveland | turning safely without effecting other vehicles traveling that direction |
| City of Gulf Breeze | |
| City of Gulfport | Our local ordinance adopts the language used to define careless driving under state law. |
| CITY OF HAINES CITY | |
| City of Homestead | Reviewing Police Officer makes determination, officers are instructed to only issue notices of violation if had they been present at the intersection they would have issued a UTC for the same violation for running a red light in a non careful and prudent manner. |
| City of Kissimmee | We have only one intersection which is marked and signed as a "No Turn on Red" |
| City of Miami Gardens | Violation are issued for right hand turns on red whenever the vehicle operator proceeds in a continuous movement without regard for oncoming, opposing or pending traffic at an intersection. A violation is also issued whenever the operator fails to slow, stop or yield to any pedestrian, or vehicle making a U-turn at a perpendicular angle. |
| City of Miami, Florida | Our Traffic Enforcement Specialists (T.E.S.) review all potential violations where motorists cross the stop bar at 15 MPH or more. (All of our cameras are located at intersections with a 45 MPH or less designated speed.) The T.E.S. reviews the video and considers the totality of the circumstances to determine if a violation occurred; i.e., traffic volume, pedestrian traffic, roadway conditions, etc.). A notice of violation is issued when the motorist proceeds to make the turn without slowing down during unfavorable conditions, or when the turning vehicle causes other motorists to brake or take evasive action. |
| City of New Port Richey | Any violator who approaches an intersection at a speed greater than 13 mph who fails to come to a full and complete stop in the intersection prior to making a right hand turn |
| City of Ocoee | Traffic Volume, Pedestrians, Speed, |
| City of Opa-locka Police Department | |
| City of Orlando | Maximum safe speeds per FDOT green book |
| City of Palm Coast | |
| City of Port Richey | |
| City of Sarasota | Determined by issuer and Special Magistrate presiding over hearings based on circumstances |
| City of South Pasadena | |
| City of Tallahassee | Careful and prudent manner does not apply. Right turns on red are only enforced at the location which is posted "No Turn on Red" |
| City of Tamarac | Where the vehicle turns and does not disrupt or endanger other traffic or pedestrian movement. |
| City of Tampa | You can make a right turn in a "careful and prudent manner" after coming to a complete stop pursuant to the directives of Florida Statute. |
| City of Winter Park | If there is no apparent effort to slow down or stop and the speed exceeds a minimum of 10 mph |
| Green Cove Springs | |

Appendix F: Right Turn Definitions

| Name of Jurisdiction (City or County) | Section 316.0083(1)(a), F.S., provides that "A notice of violation and a traffic citation may not be issued for failure to stop at a red light if the driver is making a right-hand turn in a careful and prudent manner at an intersection where right-hand turns are permissible." As this statute does not define "careful and prudent manner," please provide the definition used by your jurisdiction when determining if a violation should be issued. |
|--|---|
| Hillsborough County Jacksonville, FL | HCSO maintains a 15 mph threshold for right on red violations and only possesses two intersections with right turn enforcement. |
| Lakeland | This is determined by a number of factors that include daylight, weather, traffic flow, amount of people or cars on roadway, and overall circumstances at the time of the violation. You can make a turn in a "careful and prudent manner" after coming to a complete stop pursuant to the directives of Florida Statute 316.075. However, our officers use their discretion when reviewing the violations and do not issue citations to anyone going under 16 MPH during a right-hand turn unless aggravating circumstances exist. |
| Maitland | The camera footage is viewed by a sworn law enforcement officer employed by the Manatee County Sheriff's Office. If the deputy reviewing the footage feels they would ticket the violation if they were in person at the light then they make the determination to ticket the violation from the camera. |
| Manatee County Government | Careful and Prudent means the driver is aware of his environment and is driving in a responsible manner, i.e. speed, pedestrians, the right of way of approaching vehicles, etc. |
| Miami Beach | The vehicle should be traveling LESS than 15 mph. Drivers, just yield the right of way to other drivers and to pedestrians attempting to cross the street in the crosswalk. |
| Miami Springs | |
| Milton Police, Milton Florida | |
| North Miami | Traveling at a low rate of speed (Normally between 10-15 mph); No pedestrians present; Not interrupting the flow of traffic |
| North Miami Beach | N/A |
| Orange County | Only enforce right on red at locations that have a no turn on red sign when lit if vehicle does not stop within their turn |
| Orange Park FL Clay | At the intersection we enforce right on red, the violator has to drive into the bike lane and pass other vehicles on the right, fail to stop then make the right hand turn, endangering other traffic and/or pedestrians |
| Osceola County | Traffic infraction officers make a determination just as a deputy would — based on the individual circumstances of that turn |
| Palatka | No other vehicles or pedestrians in the intersection or cross walk |
| Sunrise | A right turn on red conducted at a speed greater than 15 mph without hesitating to slow prior to initiating the turn. Consideration is given to the amount of traffic in the adjacent lanes, U-turning vehicles having the right of way, traffic on the road way, and pedestrian traffic at the intersection. |
| SWEETWATER (MIAMI-DADE) | A notice of violation and a traffic citation may not be issued under this section if the driver of the vehicle came to a complete stop after crossing the stop line and before turning right if permissible at a red light, but failed to stop before crossing over the stop line or other point at which a stop is required. |
| Town of Davie | |
| Town of Kenneth City | right turns completed at 12mph or higher |
| Town of Medley | Violation is issued if vehicle makes the turn in excess of 15 MPH and/or interferes with other traffic that has the right of way or causes a pedestrian to take action to avoid being struck |
| Town Of Surfside | Pedestrian in Crosswalk |
| Village of key Biscayne | The driver of the vehicle failed to make a complete stop when entering the intersection with a red light. |
| Village of Pinecrest | |
| West Park | |
| Cutler Bay | |
| West Miami | careful and prudent manner |