



# Red Light Camera Summary Report

*Leaders in Service • Agents of Progress • Champions for Safety*

Fiscal Year 2018–2019

---

DECEMBER 20, 2019

## **Introduction**

Section 316.0083(4)(b), Florida Statutes, directs the Department of Highway Safety and Motor Vehicles (department) to provide a summary report on the use and operation of traffic infraction detectors (red light cameras) in Florida. The report “must include a review of information submitted to the department by the counties and municipalities and must describe the enhancement of the traffic safety and enforcement programs.”

Section 316.0083, Florida Statutes, describes the process for violations of traffic infraction detectors. A traffic infraction enforcement officer issues a Notice of Violation (NOV) to the violator within 30 days of the violation. The violator may pay the notice or contest the violation through an appeals process within 60 days. If the violator fails to pay or appeal the notice, a local jurisdiction issues a Uniform Traffic Citation (UTC) to the violator, with a copy to the Clerk of Court for adjudication.

## **Part 1**

### **Survey Methodology**

The department created an online survey to gather information and data from counties and municipalities (jurisdictions) responsible for the administration of red light cameras (RLC) during Fiscal Year (FY) 2018-2019. The 29-question survey included topics such as procedures, NOVs and program size, and covered activity that occurred from July 1, 2018 through June 30, 2019. As there is no statewide oversight of red light camera programs, the department relies on monies remitted to the Department of Revenue (DOR) to identify which jurisdictions potentially operated red light cameras during the reporting period. Similar to the previous FY report, jurisdictions were asked to complete a spreadsheet regarding camera and intersection locations and dates of operation. With this self-reported information, the department independently collected crash data related to red light camera intersections throughout the state.

Surveys were distributed to all jurisdictions who responded to previous red light camera surveys, and to those who remitted red light camera monies to the DOR during the reporting period. In addition, the Florida Highway Patrol aided in distributing surveys.

### **Summary of Survey Responses**

In total, 58 jurisdictions appeared on the DOR report for remittance of red light camera penalties during FY 2018-2019 (see Supplemental Resources section). Of those, 12 jurisdictions either remitted no monies or monies were remitted after the conclusion of their red light camera program (violations are sometimes paid late, which is why some jurisdictions remitted monies after the conclusion of their program). The survey portion of this report focuses on 46 jurisdictions that indicated red light cameras were operational during the reporting period of July 1, 2018 – June 30, 2019 (reference Appendix F for a list of the 46 jurisdictions and their responses).

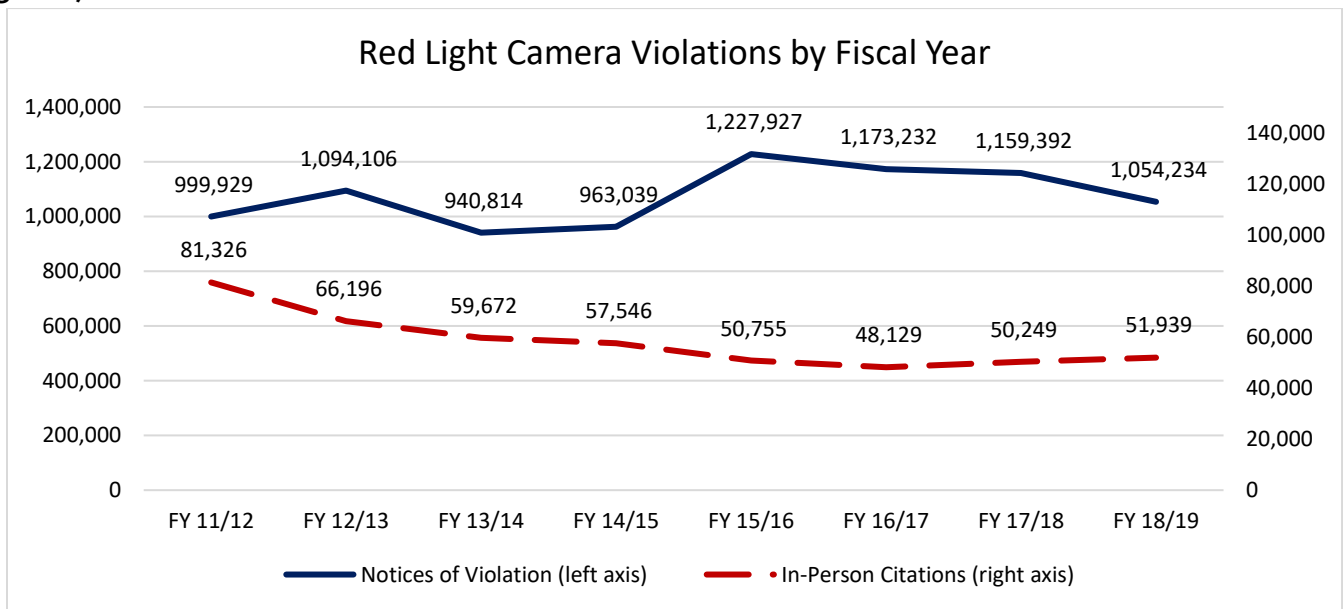
**Cameras and Intersections (Data as reported by local jurisdictions in RLC survey)**

- 509 RLCs active as of July 1, 2018 (629 as of July 1, 2017)
- 508 RLCs active as of June 30, 2019 (508 as of June 30, 2018)
  - 32 jurisdictions with no change in number of RLCs
  - 9 jurisdictions with increase in number of RLCs
  - 5 jurisdictions with decrease in number of RLCs
    - One jurisdiction reduced number of active RLCs to zero during reporting period (July 1, 2018 – June 30, 2019).
- 314 intersections with active red light camera as of July 1, 2018 (409 as of July 1, 2017)
- 307 intersections with active red light camera as of June 30, 2019 (310 as of June 30, 2018)
  - Reduction of 3 intersections compared to June 30, 2018
  - 37 jurisdictions with no change in number of intersections with RLCs
  - 4 jurisdictions with increase in number of intersections with RLCs
  - 5 jurisdictions with decrease in number of intersections with RLCs

**Notices of Violation (Data as reported by local jurisdictions in RLC survey)**

- 1,054,234 NOVs issued
  - 666,427 paid
  - 6,726 contested and pending
  - 4,143 contested and dismissed
  - 10,802 contested and upheld
  - 315,437 issued as UTC
  - 9,758 pending issuance as UTC
  - 40,941 unknown status (*availability of NOV status varied by jurisdiction, leaving some in an unknown status*)
- In FY 2018-2019, 134,801 NOVs were issued to repeat RLC violators

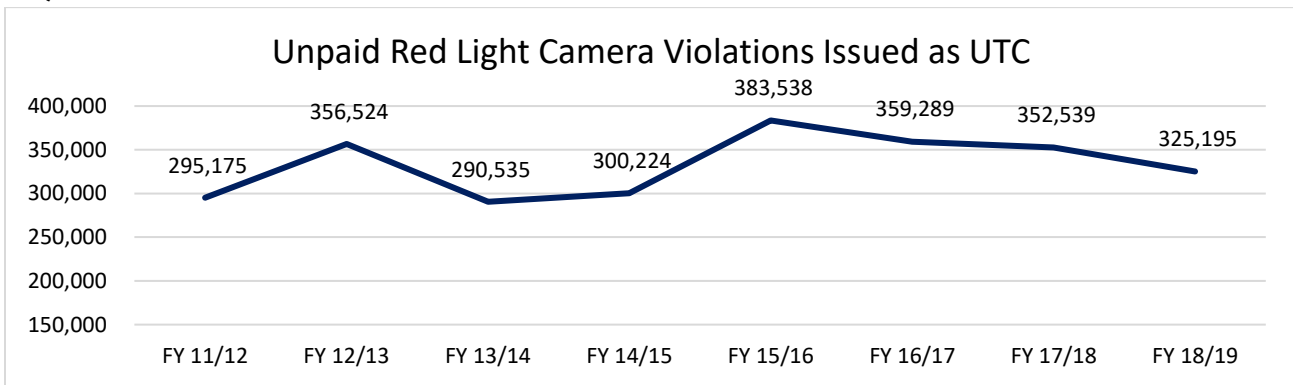
**(Figure 1)**



NOV data self-reported by jurisdictions. Citation data collected from department database as of December 5, 2019.

Figure 1 shows the number of NOVs issued for red light camera violations over the past eight fiscal years (July 1 – June 30). The graph also depicts the number of citations for running a red light issued in-person by law enforcement. The number of NOVs issued for red light camera violations increased to its highest peak during the 2015-2016 fiscal year. The number of in-person citations reached its lowest point during the 2016-2017 fiscal year. During this reporting period (July 1, 2018 – June 30, 2019), NOVs fell 9 percent, while in-person traffic control device related citations rose three percent. As previously stated, the department must rely on self-reported information for the number of NOVs issued each year. Nearly 41,000 NOVs from FY 2018-2019 have an unknown status. In-person citations issued by law enforcement are submitted by the local jurisdiction through their respective county clerk and those citations are then remitted to the department as required by statute.

**(Figure 2)**



Citation data collected from department database as of December 5, 2019.

Figure 2 shows the number of unpaid red light camera violations resulting in a UTC. Similar to the number of NOVs issued, the number of NOVs issued as UTCs fell, but at a lower rate of nearly six percent during FY 2018-2019.

**Personnel**

Jurisdictions were requested to identify who reviews the camera images before issuing NOVs, who reviews contested NOVs and who ultimately issues UTCs. Personnel categories included law enforcement officer, non-sworn government employee, non-sworn contractor employee (vendor) and other. Figure 3 reflects responses.

**(Figure 3)**

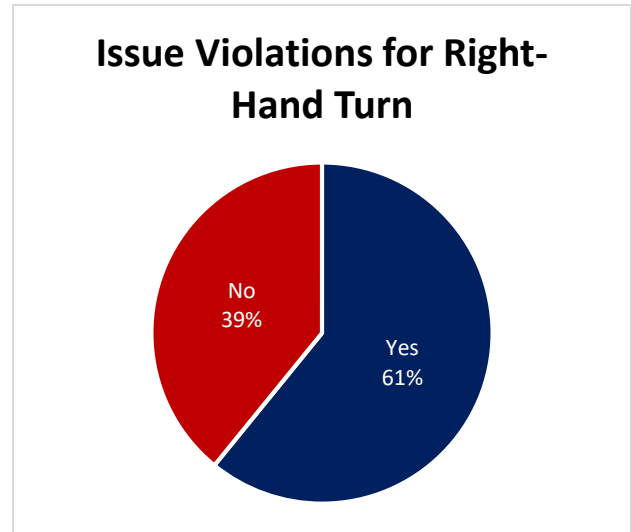
| Personnel                              | Review Camera Images | Review Contested Notices of Violation | Issue Uniform Traffic Citations |
|--|----------------------|---------------------------------------|---------------------------------|
| Law Enforcement Officer                | 37                   | 33                                    | 37                              |
| Non-Sworn Government Employee          | 25                   | 21                                    | 20                              |
| Non-sworn Contractor Employee (Vendor) | 3                    | 1                                     | 0                               |
| Other (see Appendix F)                 | 1                    | 5                                     | 1                               |

Note: Jurisdictions could select multiple options for each question so numbers do not sum to the total number of respondents. Data as reported by local jurisdictions in RLC survey.

### Right-Hand Turns

Pursuant to section 316.0083, Florida Statutes:

- A NOV and UTC may not be issued for failure to stop at a red light if the driver is making a right-hand turn in a careful and prudent manner at an intersection where right-hand turns are permissible.
- A NOV and UTC may not be issued under this section if the driver of the vehicle came to a complete stop after crossing the stop line and before turning right if permissible at a red light but failed to stop before crossing over the stop line or other point at which a stop is required.



**(Figure 4)**

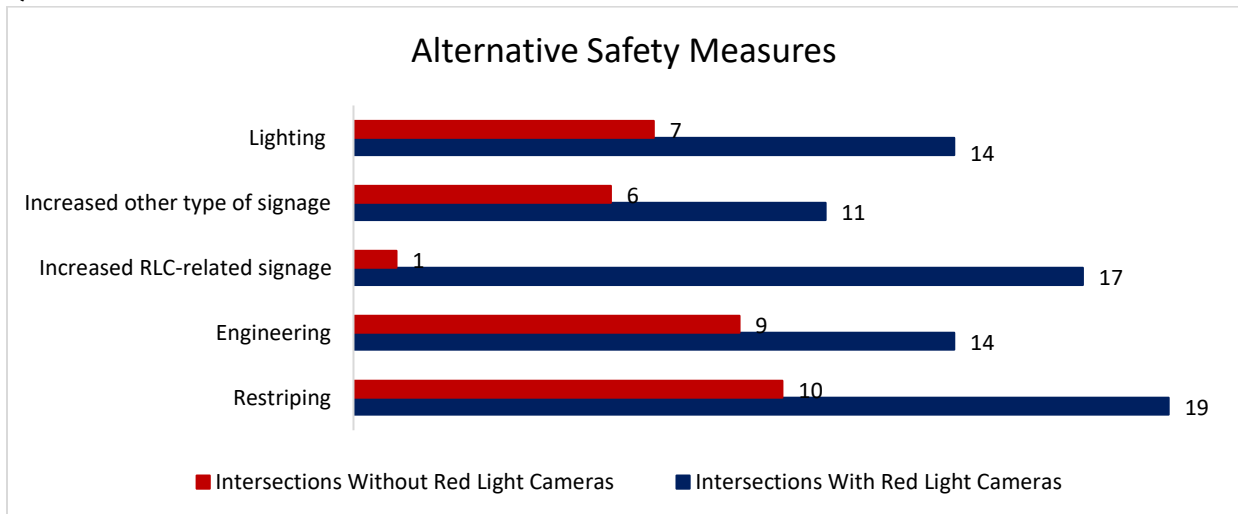
Data as reported by local jurisdictions in RLC survey.

The terms in this section of statute are left to the interpretation of each respective jurisdiction (see Appendix G for right turn definitions provided to the department). For FY 2018-2019, 61 percent (28 of 46) of the responding jurisdictions issued NOVs for persons making right turns on red signals. Six jurisdictions indicated that they do not track the number of violations issued for right turns on red.

### Alternative Safety Measures

The department also requested what other actions jurisdictions had taken to improve safety measures at intersections during the reporting period. Sixty five percent (30 of 46) of the jurisdictions indicated they had implemented at least one action, 48 percent (22 of 46) indicated they had implemented more than one action and no jurisdictions indicated they had implemented Intelligent Collision Prevention Systems. The results of this question are shown below in Figure 5 (see Appendix F for other responses).

**(Figure 5)**



Data as reported by local jurisdictions in RLC survey.



**Other Survey Results (Data as reported by local jurisdictions in RLC survey)**

Slightly less than half of the jurisdictions (19 of 46) reported court cases have impacted their red light camera program. Seven jurisdictions indicated they have conducted an independent red light camera analysis. Forty-five jurisdictions responded they are continuing their program in FY 2019-2020. Thirty-six jurisdictions responded they report crashes electronically, three report via paper, and seven submit both.

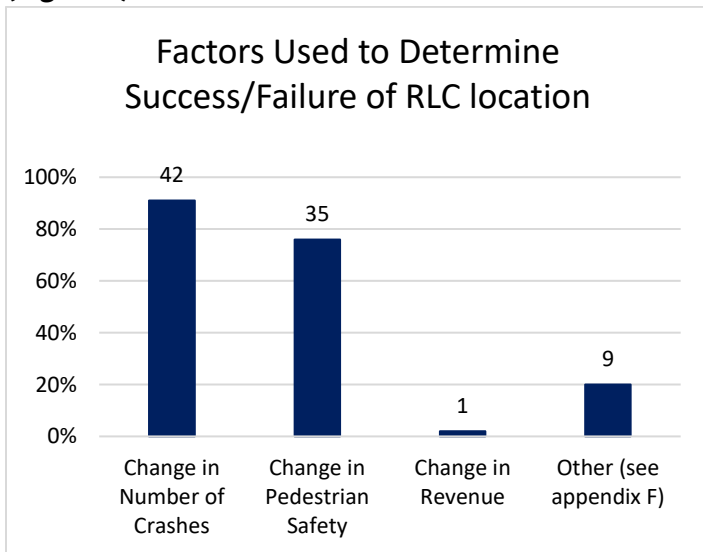
**(Figure 6)**

| Red Light Camera Vendor    | Number of Jurisdictions |
|----------------------------|-------------------------|
| American Traffic Solutions | 30                      |
| Redflex                    | 5                       |
| Sensys Gatso Group         | 6                       |
| Conduent                   | 2                       |
| RedSpeed USA               | 2                       |
| Verra Mobility             | 3                       |

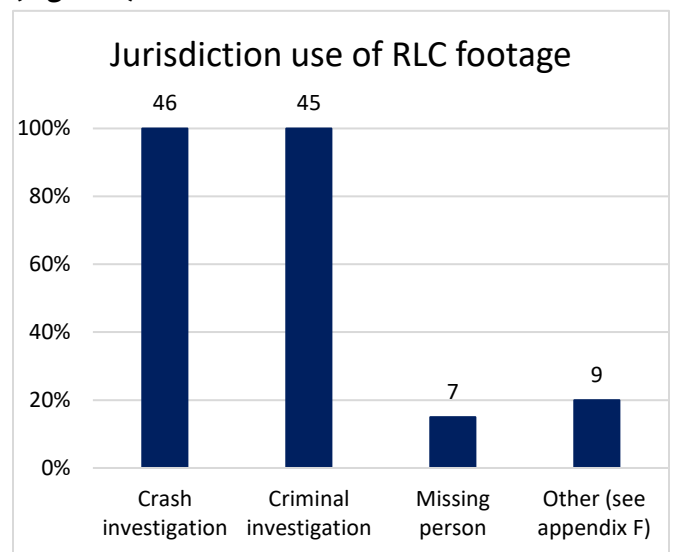
Figure 6 shows red light camera vendors used by jurisdictions. Two jurisdictions reported having both American Traffic Solutions and another vendor; Verra Mobility or RedSpeed USA.

Figure 7 shows factors used to determine the success or failure of red light camera locations as reported by jurisdictions. Figure 8 shows other uses of red light camera footage reported by jurisdictions.

**(Figure 7)**

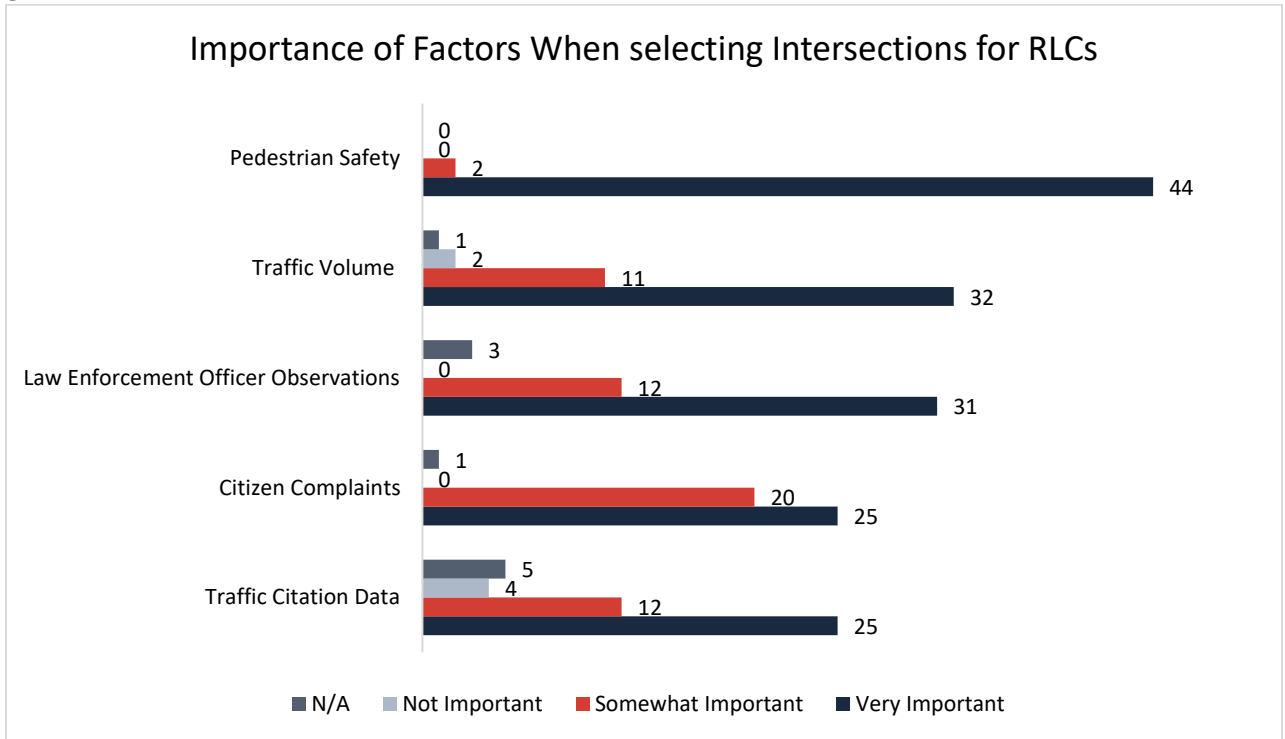


**(Figure 8)**



Jurisdictions were asked to rank the importance of various factors when selecting intersections to install red light cameras. The results are shown in Figure 9.

(Figure 9)



Data as reported by local jurisdictions in RLC survey.

## Part 2 Crash Analysis

Similar to the previous fiscal year report, jurisdictions self-reported the dates of operation and locations of intersections with red light cameras. Intersections were selected to be included in the crash analysis based on their dates of operation, as the Florida Traffic Crash Report was changed in 2012. Taking input from jurisdictions who operate red light camera programs, the department refined its methodology to **only include crashes** that occurred on or after July 1, 2012. Therefore, intersections were only included if the activation date was between January 2013 and May 2019, allowing at least six months before and after the date the camera was activated. In total, 170 intersections were included in the crash analysis from 32 jurisdictions.

Crashes occurring within 250 feet of the center of the intersection were analyzed before and after the installation of camera(s) at each intersection. Figure 10 shows the breakdown of crashes analyzed based on their distance from the center of the intersection.

**(Figure 10)**

| Feet from Intersection | Number of Crashes | Percent of Total | Running Total |
|------------------------|-------------------|------------------|---------------|
| 0                      | 7,692             | 34.01%           | 34.01%        |
| 1-100                  | 8,012             | 35.42%           | 69.43%        |
| 51-100                 | 3,529             | 15.60%           | 85.03%        |
| 101-150                | 1,024             | 4.53%            | 89.55%        |
| 151-200                | 1,724             | 7.62%            | 97.18%        |
| 201-250                | 639               | 2.82%            | 100.00%       |
| Grand total            | 22,620            | 100.00%          |               |

Measures were taken to exclude crashes that occurred anywhere other than the roadway, such as parking lots. The before and after periods used for analysis were unique to each intersection based on the dates of operation, with an equal number of days within each window. Crashes were broken down by manner of collision (angle or rear-end), injury severity, inclusion of a non-motorist (see Appendix D for definition), and whether the crash report indicated a driver ran a red light.

**(Figure 11)**

|   | Before RLC Installed | After RLC Installed |
|---|----------------------|---------------------|
| Total Crashes                                   | 10,410               | 12,211              |
| Angle Crashes                                   | 2,175                | 2,568               |
| Rear-End Crashes                                | 5,550                | 6,393               |
| Crashes Involving Non-Motorists                 | 279                  | 253                 |
| Crash Report Indicated a Driver Ran a Red Light | 342                  | 340                 |
| Non-Injury Crashes                              | 7,493                | 9,266               |
| Injury Crashes                                  | 2,889                | 2,921               |
| Fatal Crashes                                   | 28                   | 24                  |

*Data as provided by Signal Four Analytics using intersection location information reported by local jurisdictions.*

Figure 11 shows the breakdown of crashes that occurred before and after the activation of red light cameras at intersections included in the analysis. Similar to last year, the department excludes crashes that occurred outside of the roadway. Reference Appendix A for a more detailed breakdown of crashes by reporting jurisdiction. Appendix B is specific to crashes where the officer indicated a driver ran a red light, and Appendix C is specific to crashes involving non-motorists.

In 2017, the department expanded its partnership with local jurisdictions to improve the completeness and accuracy of crash report data. The crash analysis should be put into context of the overall complexity of the issue at hand, as many factors may contribute to the change in number of crashes outlined in this report.

One such factor is the increase in vehicle miles traveled (VMT). The probability of a crash occurring increases as people drive more, and VMT in Florida increased 16.23 percent from calendar years 2012 to 2018 (see Supplemental Resources). Another factor is the fluctuation in crash reports with accurate location information (latitude and longitude). In order to analyze crashes that occurred at certain intersections, it is necessary to know both the location of the intersection and the location of the crashes. Intersection locations (latitude and longitude) were submitted along with the survey; however, latitude and longitude are not included in every crash report.



## Part 3

### Recommendations

The following recommendations would allow for more accurate reporting of information that cannot currently be tracked through existing systems.

1. Require jurisdictions to track camera information including location (GPS coordinates) and dates of operation.
2. To ensure the ability to reconcile NOVs issued with monies remitted and UTC counts, require jurisdictions that end their red light camera operations to maintain all data regarding the program for a minimum of two years.
3. Require jurisdictions to track the issuance of NOVs, including the status of those violations (paid, contested, issued as UTC).
4. Require jurisdictions to track the issuance of NOVs for right-hand turns.
5. Require jurisdictions to report alternative safety countermeasures taken prior to and after the installation of red light cameras.
6. In accordance with Florida Statutes, the department will continue to review and report on the status and trends of the use and operation of red light cameras. To determine the enhancement of traffic safety, the department recommends a more thorough analysis be conducted by an independent organization using appropriate local and state agency resources.
7. Create a standard for administering violations for right-hand turns on red signals. Define “careful and prudent manner” to allow for a uniform procedure statewide.

### Supplemental Resources

- Department of Revenue’s [Tax Collections and Distributions](#)
- Department of Transportation’s [Traffic Infraction Detector Placement and Installation Specifications](#)
- Department of Transportation’s [Florida Highway Mileage Reports \(VMT\)](#)

Appendix A: Crashes Before and After Red Light Camera Implementation by Jurisdiction

| Jurisdiction       | # Intersections | Before        | After         | Ran Red Light Before | Ran Red Light After | Rear End Before | Rear End After | Angle Before | Angle After  |
|--------------------|-----------------|---------------|---------------|----------------------|---------------------|-----------------|----------------|--------------|--------------|
| Aventura           | 1               | 49            | 132           | 4                    | 3                   | 20              | 58             | 14           | 35           |
| Boynton Beach      | 7               | 296           | 292           | 13                   | 11                  | 131             | 126            | 82           | 75           |
| Coral Gables       | 4               | 199           | 182           | 6                    | 9                   | 89              | 79             | 65           | 53           |
| Crestview          | 2               | 41            | 32            | 1                    | 0                   | 21              | 18             | 6            | 8            |
| Davie              | 1               | 25            | 8             | 1                    | 1                   | 7               | 4              | 5            | 3            |
| Doral              | 4               | 376           | 429           | 7                    | 12                  | 133             | 173            | 118          | 121          |
| Edgewood           | 2               | 53            | 59            | 3                    | 0                   | 22              | 28             | 9            | 9            |
| Gulf Breeze        | 1               | 1             | 19            | 0                    | 0                   | 0               | 11             | 1            | 2            |
| Kissimmee          | 1               | 107           | 91            | 3                    | 2                   | 60              | 53             | 12           | 16           |
| Lakeland           | 6               | 120           | 237           | 7                    | 7                   | 68              | 142            | 30           | 58           |
| Maitland           | 1               | 42            | 39            | 0                    | 1                   | 27              | 22             | 5            | 2            |
| Manatee County     | 5               | 517           | 581           | 17                   | 13                  | 272             | 317            | 109          | 129          |
| Medley             | 4               | 60            | 36            | 2                    | 2                   | 22              | 13             | 12           | 8            |
| Miami Springs      | 1               | 3             | 8             | 2                    | 0                   | 0               | 3              | 2            | 0            |
| Midway             | 2               | 33            | 21            | 1                    | 0                   | 7               | 7              | 9            | 5            |
| Milton             | 2               | 98            | 72            | 0                    | 2                   | 36              | 32             | 20           | 25           |
| New Port Richey    | 1               | 17            | 12            | 2                    | 0                   | 10              | 6              | 6            | 1            |
| North Miami Beach  | 5               | 264           | 455           | 4                    | 4                   | 124             | 207            | 56           | 79           |
| Ocoee              | 1               | 11            | 19            | 0                    | 1                   | 2               | 9              | 5            | 8            |
| Orange County      | 29              | 3,422         | 3,794         | 84                   | 100                 | 1,920           | 2,008          | 690          | 832          |
| Orange Park        | 3               | 24            | 11            | 3                    | 1                   | 13              | 4              | 5            | 3            |
| Orlando            | 29              | 1,445         | 1,492         | 81                   | 63                  | 748             | 743            | 329          | 340          |
| Osceola County     | 7               | 583           | 796           | 19                   | 18                  | 329             | 447            | 112          | 151          |
| Pembroke Pines     | 6               | 463           | 435           | 11                   | 9                   | 290             | 281            | 66           | 50           |
| Pinecrest          | 6               | 461           | 408           | 13                   | 8                   | 306             | 257            | 54           | 39           |
| Sarasota           | 10              | 320           | 311           | 6                    | 8                   | 179             | 163            | 64           | 74           |
| South Miami        | 4               | 362           | 590           | 5                    | 9                   | 196             | 311            | 60           | 101          |
| Sunrise            | 7               | 232           | 501           | 6                    | 11                  | 119             | 272            | 62           | 114          |
| Sweetwater         | 3               | 124           | 128           | 2                    | 9                   | 45              | 51             | 32           | 30           |
| Tamarac            | 7               | 383           | 581           | 19                   | 14                  | 200             | 321            | 66           | 87           |
| Tampa              | 7               | 276           | 432           | 20                   | 21                  | 153             | 224            | 69           | 108          |
| West Miami         | 1               | 3             | 8             | 0                    | 1                   | 1               | 3              | 0            | 2            |
| <b>Grand Total</b> | <b>170</b>      | <b>10,410</b> | <b>12,211</b> | <b>342</b>           | <b>340</b>          | <b>5,550</b>    | <b>6,393</b>   | <b>2,175</b> | <b>2,568</b> |

Appendix A: Crashes Before and After Red Light Camera Implementation by Jurisdiction

| Jurisdiction       | # Intersections | Non-Injury Before | Non-Injury After | Injury Before | Injury After | Fatal Before | Fatal After |
|--------------------|-----------------|-------------------|------------------|---------------|--------------|--------------|-------------|
| Aventura           | 1               | 27                | 111              | 22            | 21           | 0            | 0           |
| Boynton Beach      | 7               | 232               | 246              | 62            | 46           | 2            | 0           |
| Coral Gables       | 4               | 162               | 148              | 37            | 34           | 0            | 0           |
| Crestview          | 2               | 35                | 26               | 6             | 6            | 0            | 0           |
| Davie              | 1               | 21                | 7                | 4             | 1            | 0            | 0           |
| Doral              | 4               | 338               | 386              | 38            | 43           | 0            | 0           |
| Edgewood           | 2               | 40                | 46               | 13            | 13           | 0            | 0           |
| Gulf Breeze        | 1               | 1                 | 17               | 0             | 2            | 0            | 1           |
| Kissimmee          | 1               | 82                | 72               | 25            | 18           | 0            | 0           |
| Lakeland           | 6               | 65                | 166              | 55            | 71           | 0            | 0           |
| Maitland           | 1               | 29                | 32               | 13            | 7            | 2            | 1           |
| Manatee County     | 5               | 334               | 406              | 181           | 174          | 0            | 1           |
| Medley             | 4               | 55                | 25               | 5             | 10           | 0            | 0           |
| Miami Springs      | 1               | 3                 | 6                | 0             | 2            | 2            | 0           |
| Midway             | 2               | 18                | 13               | 13            | 8            | 0            | 0           |
| Milton             | 2               | 66                | 43               | 32            | 29           | 1            | 3           |
| New Port Richey    | 1               | 6                 | 10               | 11            | 2            | 0            | 0           |
| North Miami Beach  | 5               | 197               | 364              | 66            | 88           | 7            | 4           |
| Ocoee              | 1               | 9                 | 8                | 2             | 11           | 0            | 0           |
| Orange County      | 29              | 2,565             | 2,887            | 850           | 903          | 5            | 1           |
| Orange Park        | 3               | 11                | 6                | 13            | 5            | 0            | 4           |
| Orlando            | 29              | 999               | 1,123            | 441           | 368          | 1            | 0           |
| Osceola County     | 7               | 377               | 546              | 206           | 246          | 0            | 0           |
| Pembroke Pines     | 6               | 365               | 347              | 97            | 88           | 1            | 0           |
| Pinecrest          | 6               | 378               | 348              | 83            | 60           | 1            | 4           |
| Sarasota           | 10              | 208               | 210              | 111           | 101          | 1            | 0           |
| South Miami        | 4               | 285               | 503              | 76            | 83           | 0            | 0           |
| Sunrise            | 7               | 117               | 370              | 114           | 131          | 2            | 1           |
| Sweetwater         | 3               | 110               | 108              | 14            | 20           | 3            | 4           |
| Tamarac            | 7               | 238               | 412              | 143           | 168          | 0            | 0           |
| Tampa              | 7               | 117               | 266              | 156           | 162          | 0            | 0           |
| West Miami         | 1               | 3                 | 8                | 0             | 0            | 0            | 0           |
| <b>Grand Total</b> | <b>170</b>      | <b>7,493</b>      | <b>9,266</b>     | <b>2,889</b>  | <b>2,921</b> | <b>28</b>    | <b>24</b>   |

Appendix B: Crashes Involving Running Red Light

| Jurisdiction       | # Intersections | Before     | After      | Non-Motorist Before | Non-Motorist After | Front to Rear Before | Front to Rear After | Angle Before | Angle After |
|--------------------|-----------------|------------|------------|---------------------|--------------------|----------------------|---------------------|--------------|-------------|
| Aventura           | 1               | 4          | 3          | 0                   | 0                  | 0                    | 0                   | 3            | 1           |
| Boynton Beach      | 7               | 13         | 11         | 0                   | 0                  | 1                    | 0                   | 11           | 10          |
| Coral Gables       | 4               | 6          | 9          | 0                   | 0                  | 0                    | 0                   | 5            | 9           |
| Crestview          | 2               | 1          | 0          | 0                   | 0                  | 0                    | 1                   | 0            | 0           |
| Davie              | 1               | 1          | 1          | 0                   | 0                  | 0                    | 0                   | 0            | 0           |
| Doral              | 4               | 7          | 12         | 0                   | 0                  | 1                    | 0                   | 5            | 11          |
| Edgewood           | 2               | 3          | 0          | 0                   | 0                  | 0                    | 0                   | 1            | 0           |
| Gulf Breeze        | 1               | 0          | 0          | 0                   | 0                  | 0                    | 0                   | 0            | 0           |
| Kissimmee          | 1               | 3          | 2          | 0                   | 0                  | 0                    | 0                   | 3            | 2           |
| Lakeland           | 6               | 7          | 7          | 0                   | 0                  | 0                    | 0                   | 6            | 7           |
| Maitland           | 1               | 0          | 1          | 0                   | 0                  | 0                    | 0                   | 0            | 0           |
| Manatee County     | 5               | 17         | 13         | 0                   | 0                  | 0                    | 0                   | 12           | 11          |
| Medley             | 4               | 2          | 2          | 0                   | 0                  | 0                    | 0                   | 2            | 1           |
| Miami Springs      | 1               | 2          | 0          | 0                   | 0                  | 0                    | 0                   | 2            | 0           |
| Midway             | 2               | 1          | 0          | 0                   | 0                  | 0                    | 0                   | 0            | 0           |
| Milton             | 2               | 0          | 2          | 0                   | 0                  | 0                    | 0                   | 0            | 2           |
| New Port Richey    | 1               | 2          | 0          | 0                   | 0                  | 0                    | 0                   | 2            | 0           |
| North Miami Beach  | 5               | 4          | 4          | 1                   | 1                  | 1                    | 4                   | 4            | 4           |
| Ocoee              | 1               | 0          | 1          | 0                   | 0                  | 0                    | 0                   | 0            | 1           |
| Orange County      | 29              | 84         | 100        | 0                   | 2                  | 1                    | 0                   | 63           | 76          |
| Orange Park        | 3               | 3          | 1          | 0                   | 0                  | 0                    | 1                   | 3            | 0           |
| Orlando            | 29              | 81         | 63         | 0                   | 0                  | 0                    | 1                   | 55           | 50          |
| Osceola County     | 7               | 19         | 18         | 0                   | 0                  | 0                    | 0                   | 14           | 16          |
| Pembroke Pines     | 6               | 11         | 9          | 0                   | 0                  | 0                    | 0                   | 9            | 4           |
| Pinecrest          | 6               | 13         | 8          | 1                   | 1                  | 1                    | 1                   | 8            | 7           |
| Sarasota           | 10              | 6          | 8          | 0                   | 1                  | 0                    | 0                   | 5            | 7           |
| South Miami        | 4               | 5          | 9          | 0                   | 0                  | 1                    | 0                   | 3            | 5           |
| Sunrise            | 7               | 6          | 11         | 0                   | 0                  | 0                    | 0                   | 5            | 9           |
| Sweetwater         | 3               | 2          | 9          | 0                   | 1                  | 1                    | 1                   | 0            | 5           |
| Tamarac            | 7               | 19         | 14         | 0                   | 0                  | 0                    | 0                   | 11           | 9           |
| Tampa              | 7               | 20         | 21         | 0                   | 0                  | 0                    | 0                   | 17           | 16          |
| West Miami         | 1               | 0          | 1          | 0                   | 0                  | 0                    | 0                   | 0            | 0           |
| <b>Grand Total</b> | <b>170</b>      | <b>342</b> | <b>340</b> | <b>2</b>            | <b>6</b>           | <b>7</b>             | <b>9</b>            | <b>249</b>   | <b>263</b>  |

Appendix B: Crashes Involving Running Red Light

| Jurisdiction       | # Intersections | Non-Injury Before | Non-Injury After | Injury Before | Injury After | Fatal Before | Fatal After |
|--------------------|-----------------|-------------------|------------------|---------------|--------------|--------------|-------------|
| Aventura           | 1               | 1                 | 2                | 3             | 1            | 0            | 0           |
| Boynton Beach      | 7               | 8                 | 6                | 4             | 5            | 1            | 0           |
| Coral Gables       | 4               | 1                 | 3                | 5             | 6            | 0            | 0           |
| Crestview          | 2               | 1                 | 0                | 0             | 0            | 0            | 0           |
| Davie              | 1               | 0                 | 1                | 1             | 0            | 0            | 0           |
| Doral              | 4               | 3                 | 9                | 4             | 3            | 0            | 0           |
| Edgewood           | 2               | 1                 | 0                | 2             | 0            | 0            | 0           |
| Gulf Breeze        | 1               | 0                 | 0                | 0             | 0            | 0            | 0           |
| Kissimmee          | 1               | 1                 | 1                | 2             | 1            | 0            | 0           |
| Lakeland           | 6               | 3                 | 2                | 4             | 5            | 0            | 0           |
| Maitland           | 1               | 0                 | 1                | 0             | 0            | 0            | 1           |
| Manatee County     | 5               | 8                 | 1                | 9             | 11           | 0            | 0           |
| Medley             | 4               | 2                 | 0                | 0             | 2            | 0            | 0           |
| Miami Springs      | 1               | 2                 | 0                | 0             | 0            | 0            | 0           |
| Midway             | 2               | 0                 | 0                | 1             | 0            | 0            | 0           |
| Milton             | 2               | 0                 | 1                | 0             | 1            | 0            | 0           |
| New Port Richey    | 1               | 1                 | 0                | 1             | 0            | 0            | 0           |
| North Miami Beach  | 5               | 2                 | 3                | 2             | 1            | 0            | 0           |
| Ocoee              | 1               | 0                 | 0                | 0             | 1            | 0            | 0           |
| Orange County      | 29              | 45                | 40               | 39            | 60           | 1            | 0           |
| Orange Park        | 3               | 0                 | 0                | 3             | 1            | 0            | 0           |
| Orlando            | 29              | 35                | 30               | 45            | 33           | 0            | 0           |
| Osceola County     | 7               | 8                 | 5                | 11            | 13           | 0            | 0           |
| Pembroke Pines     | 6               | 6                 | 3                | 5             | 6            | 0            | 0           |
| Pinecrest          | 6               | 7                 | 4                | 6             | 4            | 0            | 1           |
| Sarasota           | 10              | 1                 | 5                | 5             | 3            | 0            | 0           |
| South Miami        | 4               | 1                 | 6                | 4             | 2            | 0            | 0           |
| Sunrise            | 7               | 3                 | 4                | 3             | 7            | 0            | 0           |
| Sweetwater         | 3               | 2                 | 4                | 0             | 5            | 0            | 2           |
| Tamarac            | 7               | 11                | 4                | 8             | 10           | 0            | 0           |
| Tampa              | 7               | 5                 | 5                | 15            | 14           | 0            | 0           |
| West Miami         | 1               | 0                 | 1                | 0             | 0            | 0            | 0           |
| <b>Grand Total</b> | <b>170</b>      | <b>158</b>        | <b>141</b>       | <b>182</b>    | <b>195</b>   | <b>2</b>     | <b>4</b>    |

Appendix C: Crashes Involving Non-Motorists

| Jurisdiction       | # Intersections | Non-Motorist Before | Non-Motorist After |
|--------------------|-----------------|---------------------|--------------------|
| Aventura           | 1               | 3                   | 3                  |
| Boynton Beach      | 7               | 7                   | 6                  |
| Coral Gables       | 4               | 3                   | 3                  |
| Crestview          | 2               | 1                   | 0                  |
| Davie              | 1               | 0                   | 1                  |
| Doral              | 4               | 3                   | 1                  |
| Edgewood           | 2               | 0                   | 0                  |
| Gulf Breeze        | 1               | 0                   | 1                  |
| Kissimmee          | 1               | 5                   | 3                  |
| Lakeland           | 6               | 6                   | 5                  |
| Maitland           | 1               | 2                   | 1                  |
| Manatee County     | 5               | 24                  | 12                 |
| Medley             | 4               | 1                   | 0                  |
| Miami Springs      | 1               | 0                   | 0                  |
| Midway             | 2               | 1                   | 0                  |
| Milton             | 2               | 1                   | 0                  |
| New Port Richey    | 1               | 0                   | 1                  |
| North Miami Beach  | 5               | 8                   | 9                  |
| Ocoee              | 1               | 0                   | 0                  |
| Orange County      | 29              | 86                  | 85                 |
| Orange Park        | 3               | 2                   | 1                  |
| Orlando            | 29              | 31                  | 26                 |
| Osceola County     | 7               | 8                   | 12                 |
| Pembroke Pines     | 6               | 5                   | 4                  |
| Pinecrest          | 6               | 5                   | 5                  |
| Sarasota           | 10              | 22                  | 10                 |
| South Miami        | 4               | 14                  | 13                 |
| Sunrise            | 7               | 12                  | 10                 |
| Sweetwater         | 3               | 2                   | 3                  |
| Tamarac            | 7               | 10                  | 13                 |
| Tampa              | 7               | 17                  | 25                 |
| West Miami         | 1               | 0                   | 0                  |
| <b>Grand Total</b> | <b>170</b>      | <b>279</b>          | <b>253</b>         |



## Appendix D: Glossary of Terms

|                  |   |
|------------------|---|
| Angle Crash      | A crash where two vehicles impact at an angle. For example, the left front of one vehicle impacts the side of another vehicle.  |
| Rear-End Crash   | A crash where the front of one vehicle impacts the back of another vehicle.   |
| Non-Injury Crash | A crash where no persons involved were injured.   |
| Injury Crash     | A crash where any person involved complained of or showed any visible signs of injury.  |
| Fatal Crash      | A crash where any person involved dies within a 30-day period after the crash occurred.   |
| Non-Motorist     | Any person other than an occupant of a motor vehicle in transport. This includes pedestrians, occupants of other motor vehicles not in transport and occupants of transport vehicles other than motor vehicles. |

**Appendix E: 2019 Red Light Camera Survey**



**2019 Red Light Camera Survey**

Welcome to the Florida Department of Highway Safety and Motor Vehicles 2019 Red Light Camera Survey

Thank you for taking the time to complete the following survey to the best of your knowledge.

**Please provide your answers by October 1, 2019.**

Remember to **submit** the supplemental '**Red Light Camera and Intersection Information Table**' to [RLC@flhsmv.gov](mailto:RLC@flhsmv.gov) by **October 1, 2019**.

**Appendix E: 2019 Red Light Camera Survey**

**2019 Red Light Camera Survey**

Responder Information

\* 1. Name of respective jurisdiction (city or county) you represent:

\* 2. What department oversees the red light camera program in your respective jurisdiction?

\* 3. Provide the contact information of the person completing this survey:

|               |                      |
|---------------|----------------------|
| Name          | <input type="text"/> |
| Agency        | <input type="text"/> |
| Email Address | <input type="text"/> |
| Phone Number  | <input type="text"/> |

\* 4. Has your respective jurisdiction **operated red light cameras** within the reporting period of **July 1, 2018 - June 30, 2019**?

Yes

No

**Appendix E: 2019 Red Light Camera Survey**

| 2019 Red Light Camera Survey  |
|---|
| Program Information   |
| <p>* 5. What red light camera vendor(s) does your respective jurisdiction use?</p> <p><input type="checkbox"/> American Traffic Solutions (ATS)</p> <p><input type="checkbox"/> Redflex</p> <p><input type="checkbox"/> Xerox</p> <p><input type="checkbox"/> Other (please specify; answers limited to 300 characters)</p> <div style="border: 1px solid black; height: 30px; width: 100%;"></div> |
| <p>* 6. As of <b>July 1, 2018</b>, how many <b>red light cameras</b> were operational in your respective jurisdiction? (answer must be a number)</p> <div style="border: 1px solid black; height: 20px; width: 100%;"></div>  |
| <p>* 7. As of <b>June 30, 2019</b>, how many <b>red light cameras</b> were operational in your respective jurisdiction? (answer must be a number)</p> <div style="border: 1px solid black; height: 20px; width: 100%;"></div>   |
| <p>* 8. As of <b>July 1, 2018</b>, at how many <b>intersections</b> were red light cameras operational in your respective jurisdiction? (answer must be a number)</p> <div style="border: 1px solid black; height: 20px; width: 100%;"></div>   |
| <p>* 9. As of <b>June 30, 2019</b>, at how many <b>intersections</b> were red light cameras operational in your respective jurisdiction? (answer must be a number)</p> <div style="border: 1px solid black; height: 20px; width: 100%;"></div>  |

**Appendix E: 2019 Red Light Camera Survey**

**2019 Red Light Camera Survey**

Red Light Camera Violations

\* 10. Please provide the following information regarding **Notices of Violation** issued for red light camera violations in your respective jurisdiction during the reporting period of **July 1, 2018 - June 30, 2019**. (answers must be a number; **please enter or copy and paste 9999999 if you do not know**)

|                           |  |
|---------------------------|--|
| Total #                   | <input style="width: 80%;" type="text"/> |
| # Paid                    | <input style="width: 80%;" type="text"/> |
| # Contested & pending     | <input style="width: 80%;" type="text"/> |
| # Contested & dismissed   | <input style="width: 80%;" type="text"/> |
| # Contested & upheld      | <input style="width: 80%;" type="text"/> |
| # Issued as UTC           | <input style="width: 80%;" type="text"/> |
| # Pending issuance as UTC | <input style="width: 80%;" type="text"/> |

\* 11. How many **registration holds** did your respective jurisdiction request as a result of red light camera violations during the reporting period of **July 1, 2018 - June 30, 2019**? (answers must be a number; **please enter or copy and paste 9999999 if you do not know**)

\* 12. How does your respective jurisdiction **submit traffic crash data** to the Florida Department of Highway Safety and Motor Vehicles?

All Electronically  
 All Paper  
 Both

\* 13. In order to identify the **number of repeat offenders**, please provide the number of **unique vehicle owners issued Notices of Violation for multiple red-light camera violations** in your respective jurisdiction. This includes individuals issued multiple Notices of Violation over time, not necessarily within the current reporting period. (answer must be a number; **please enter or copy and paste 9999999 if you do not know**)

**Appendix E: 2019 Red Light Camera Survey**

\* 14. Have **court cases impacted** your respective jurisdiction's **red light camera program**?

Yes

No

Please explain your above selection. (answers limited to 300 characters)



**Appendix E: 2019 Red Light Camera Survey**

| 2019 Red Light Camera Survey   |                       |                       |                       |                       |
|--|-----------------------|-----------------------|-----------------------|-----------------------|
| Program Information  |                       |                       |                       |                       |
| <p><b>* 15. Other than traffic crashes, please rank the following factors by importance when selecting which intersections to install red light cameras in your respective jurisdiction.</b></p>   |                       |                       |                       |                       |
|  | Very Important        | Somewhat Important    | Not Important         | N/A                   |
| Traffic citation data  | <input type="radio"/> | <input type="radio"/> | <input type="radio"/> | <input type="radio"/> |
| Citizen complaints   | <input type="radio"/> | <input type="radio"/> | <input type="radio"/> | <input type="radio"/> |
| Law Enforcement Officer observations   | <input type="radio"/> | <input type="radio"/> | <input type="radio"/> | <input type="radio"/> |
| Traffic volume   | <input type="radio"/> | <input type="radio"/> | <input type="radio"/> | <input type="radio"/> |
| Pedestrian safety  | <input type="radio"/> | <input type="radio"/> | <input type="radio"/> | <input type="radio"/> |
| <p>Other (please specify; answers limited to 300 characters)</p> <div style="border: 1px solid black; height: 30px;"></div>  |                       |                       |                       |                       |
| <p><b>* 16. Were any existing red light cameras relocated within your respective jurisdiction during the reporting period of July 1, 2018 - June 30, 2019?</b></p> <p><input type="radio"/> Yes</p> <p><input type="radio"/> No</p> <p>If yes, why? (answers limited to 300 characters)</p> <div style="border: 1px solid black; height: 30px;"></div>   |                       |                       |                       |                       |
| <p><b>* 17. What factors are used to determine the success/failure of each camera location within your respective jurisdiction? (select all that apply)</b></p> <p><input type="checkbox"/> Change in number of crashes</p> <p><input type="checkbox"/> Change in pedestrian safety</p> <p><input type="checkbox"/> Change in revenue</p> <p><input type="checkbox"/> Other (please specify; answers limited to 300 characters)</p> <div style="border: 1px solid black; height: 30px;"></div> |                       |                       |                       |                       |

Appendix E: 2019 Red Light Camera Survey

**2019 Red Light Camera Survey**

Procedures

\* 18. Who **reviews** the camera **images before Notices of Violation are issued** within your respective jurisdiction? (select all that apply)

- Law Enforcement Officer
- Non-sworn government employee
- Non-sworn contractor employee (vendor)
- Other (please specify; answers limited to 300 characters)

\* 19. Who **reviews contested Notices of Violation** within your respective jurisdiction? (select all that apply)

- Law Enforcement Officer
- Non-sworn government employee
- Non-sworn contractor employee (vendor)
- Other (please specify; answers limited to 300 characters)

\* 20. Who **issues Uniform Traffic Citations** if **Notices of Violation are unpaid** within your respective jurisdiction? (select all that apply)

- Law Enforcement Officer
- Non-sworn government employee
- Non-sworn contractor employee (vendor)
- Other (please specify; answers limited to 300 characters)

**Appendix E: 2019 Red Light Camera Survey**

**2019 Red Light Camera Survey**

Right turn

\* 21. Does your respective jurisdiction **issue Notices of Violation** (through red light camera detection) for persons making a **right turn on red signal**?

Yes

No

**Appendix E: 2019 Red Light Camera Survey**

| 2019 Red Light Camera Survey   |
|--|
| Right turn (cont.)   |
| <p>* 22. How many <b>Notices of Violation</b> were issued within your respective jurisdiction for <b>right turn on red</b> during the reporting period of <b>July 1, 2018 - June 30, 2019</b>? (answer must be a number; <b>please enter or copy and paste 9999999 if you do not know</b>)</p> <input type="text"/>  |
| <p>* 23. Section 316.0083(1)(a), Florida Statutes, provides that, "A notice of violation and a traffic citation may not be issued for failure to stop at a red light if the driver is making a right-hand turn in a <b>careful and prudent manner</b> at an intersection where right-hand turns are permissible."</p> <p><b>Please provide the <u>definition used by your respective jurisdiction when determining if a violation should be issued.</u></b> (no character limit on this answer)</p> <input type="text"/> |

**Appendix E: 2019 Red Light Camera Survey**

| 2019 Red Light Camera Survey  |  |   |                          |
|---|--|---|--------------------------|
| Additional Information  |  |   |                          |
| <p>* 24. What <b>action(s)</b> has your respective jurisdiction <b>taken to improve safety measures</b> as a result of your red light camera program?</p>   |  |   |                          |
|   | At intersection(s) <b>with</b> red light cameras | At intersection(s) <b>without</b> red light cameras | N/A                      |
| Intelligent collision prevention system (i.e. HALO technology)  | <input type="checkbox"/>                         | <input type="checkbox"/>                            | <input type="checkbox"/> |
| Re-striping   | <input type="checkbox"/>                         | <input type="checkbox"/>                            | <input type="checkbox"/> |
| Engineering   | <input type="checkbox"/>                         | <input type="checkbox"/>                            | <input type="checkbox"/> |
| Lighting  | <input type="checkbox"/>                         | <input type="checkbox"/>                            | <input type="checkbox"/> |
| Increased red light camera-specific signage   | <input type="checkbox"/>                         | <input type="checkbox"/>                            | <input type="checkbox"/> |
| Increased other type of signage   | <input type="checkbox"/>                         | <input type="checkbox"/>                            | <input type="checkbox"/> |
| Other (please specify; answers limited to 300 characters)   |  |   |                          |
|   |  |   |                          |
| <p>* 25. Has <b>red light camera footage</b> been used to investigate other crimes within your respective jurisdiction?</p> <p><input type="radio"/> Yes</p> <p><input type="radio"/> No</p>  |  |   |                          |
| <p>26. If <b>red light camera footage</b> has been used to investigate other crimes within your respective jurisdiction, please <b>select all that apply</b>. (if it has not, select N/A)</p> <p><input type="checkbox"/> Crash investigation</p> <p><input type="checkbox"/> Criminal investigation</p> <p><input type="checkbox"/> Missing person</p> <p><input type="checkbox"/> N/A</p> <p><input type="checkbox"/> Other (please specify; answers limited to 300 characters)</p> |  |   |                          |
|   |  |   |                          |

**Appendix E: 2019 Red Light Camera Survey**

\* 27. Is your respective jurisdiction **continuing the red light camera program in Fiscal Year 2019-2020?**

- Yes
- No

\* 28. Has your respective jurisdiction **conducted an independent red light camera analysis?**

- Yes
- No

29. Please provide any **specifications/clarifications for any of your answers.** (no character limit on this answer)



**Appendix E: 2019 Red Light Camera Survey**

**2019 Red Light Camera Survey**

Thank you for completing the 2019 Red Light Camera Survey.

Remember to **submit** the supplemental '**Red Light Camera and Intersection Information Table**' to [RLC@flhsmv.gov](mailto:RLC@flhsmv.gov) by **October 1, 2019**.

Florida Department of Highway Safety and Motor Vehicles

**Appendix F: Jurisdiction Responses to Survey**

| Name of Jurisdiction (City or County) | What Department oversees the red light camera program in your jurisdiction? | Provide the contact information of the person completing the survey |                                     |                                  |                    | Has your jurisdiction operated red light cameras within the reporting period (July 1, 2018 - June 30, 2019)? |
|---------------------------------------|---|---|-------------------------------------|----------------------------------|--------------------|--|
|                                       |   | Name  | Agency                              | Email Address                    | Phone Number       |  |
| City of Florida City                  | Florida City Police Department  | Ofc J. Hoyte  | Florida City Police Department      | Jhoyte@fcitypd.com               | 3052478223         | Yes  |
| City of Miami Gardens                 | Traffic Unit  | Officer Brian O'Malley  | Miami Gardens Police Department     | brian.omalley@mgpdfd.org         | 305-474-1617       | Yes  |
| Coral Gables                          | Coral Gables Police Department  | Omar Garcia   | Coral Gables Police Department      | OGarcia@CoralGables.com          | 305-722-8669       | Yes  |
| City of Doral                         | Traffic Section   | Carlos F. Alvarez   | City of Doral                       | carlos.alvarez@doralpd.com       | 3035936699         | Yes  |
| North Miami Beach Police Department   | Community Affairs   | Sergeant David Foy  | North Miami Beach Police Department | david.foy@nmbpd.org              | 3059495500         | Yes  |
| SWEETWATER POLICE DEPARTMENT          | SUPPORT SERVICES  | STEVEN LOPEZ  | SWEETWATER POLICE DEPT              | slopez@cityofsweetwater.fl.gov   | 3055529900         | Yes  |
| City of Sunrise                       | Traffic   | Sergeant Jeremy Copas   | Sunrise Police Department           | jcopas@sunrisefl.gov             | 954-746-3342       | Yes  |
| City of Clearwater, FL                | Clearwater Police Department / Traffic / Spec Ops                           | Sgt. Steve Baginski   | Clearwater Police Department        | steven.baginski@myclearwater.com | 727-224-7264       | Yes  |
| Kissimmee Police Department           | Traffic Enforcement Unit  | Sgt. Omar Berrio  | Kissimmee Police Department         | oberrio@kissimmee.org            | 407-847-0176 x3128 | Yes  |
| Midway                                | Midway Police Department  | Chief Deric Mordica   | Midway Police Department            | deric.mordica@midwayfld.com      | 850-879-3032       | Yes  |
| WEST MIAMI POLICE DEPARTMENT          | WEST MIAMI POLICE DEPARTMENT  | RUBEN YERO  | WEST MIAMI POLICE DEPARTMENT        | YER0@WESTMIAMPOLICE.ORG          | 305-266-0530       | Yes  |
| Bal Harbour Village                   | Police Department   | Pamela Flanders-Alvin   | Bal Harbour Police Department       | pflanders@balharbourfl.gov       | 305-866-5000       | Yes  |
| City of Aventura                      | Community Development Department  | Joanne Carr   | City of Aventura                    | carrj@cityofaventura.com         | 3054668943         | Yes  |
| City of Boynton Beach                 | Traffic Unit  | CSO A. Petriello #072   | Boynton Beach Police Dept.          | petrielloa@bbfl.us               | 561-742-6114       | Yes  |

Florida Department of Highway Safety and Motor Vehicles

**Appendix F: Jurisdiction Responses to Survey**

| Name of Jurisdiction (City or County) | What red light camera vendor(s) does your jurisdiction use? |         |       |                        | As of July 1, 2018, how many RLCs were operational? | As of June 30, 2019, how many RLCs were operational? | Difference in # of RLCs | As of July 1, 2018, at how many intersections were RLCs operational? | As of June 30, 2019, at how many intersections were RLCs operational? | Difference in # of Intersections | Please provide the following information regarding Notices of Violation issued for red light camera violations in your jurisdiction between July 1, 2018 - June 30, 2019 |         |                       |                         |                      |                 |                           |
|---------------------------------------|---|---------|-------|------------------------|---|--|-------------------------|--|---|----------------------------------|--|---------|-----------------------|-------------------------|----------------------|-----------------|---------------------------|
|                                       | American Traffic Solutions (ATS)                            | Redflex | Xerox | Other (please specify) |   |  |                         |  |   |                                  | Total #  | # Paid  | # Contested & pending | # Contested & dismissed | # Contested & upheld | # Issued as UTC | # Pending issuance as UTC |
| City of Florida City                  | X   |         |       |                        | 7   | 6  | -1                      | 5  | 4   | -1                               | 40,714   | 21,590  | 308                   | 282                     | 429                  | 15,487          | Unknown                   |
| City of Miami Gardens                 | X   |         |       |                        | 19  | 22   | 3                       | 15   | 15  | 0                                | 118,222  | 53,964  | 411                   | 1,908                   | 1,884                | 28,326          | Unknown                   |
| Coral Gables                          | X   |         |       | Red Speed              | 9   | 10   | 1                       | 6  | 6   | 0                                | 4,087  | 5,995   | 67                    | 11                      | 91                   | 2,433           | Unknown                   |
| City of Doral                         | X   |         |       |                        | 11  | 11   | 0                       | 4  | 4   | 0                                | 24,014   | 15,212  | 22                    | 28                      | 201                  | 7,926           | Unknown                   |
| North Miami Beach Police Department   | X   |         |       |                        | 5   | 5  | 0                       | 5  | 5   | 0                                | 25,867   | 12,693  | Unknown               | 475                     | Unknown              | 24,888          | Unknown                   |
| SWEETWATER POLICE DEPARTMENT          | X   |         |       |                        | 6   | 6  | 0                       | 4  | 3   | -1                               | 35,003   | 21,734  | 132                   | 97                      | 373                  | 10,661          | Unknown                   |
| City of Sunrise                       | X   |         |       |                        | 13  | 13   | 0                       | 10   | 10  | 0                                | 26,083   | 14,846  | Unknown               | 89                      | 298                  | 2,645           | Unknown                   |
| City of Clearwater, FL                |   | X       |       |                        | 3   | 3  | 0                       | 3  | 3   | 0                                | 17,365   | 11,845  | Unknown               | 25                      | 226                  | 4,252           | 43                        |
| Kissimmee Police Department           |   | X       |       |                        | 17  | 19   | 2                       | 9  | 10  | 1                                | 27,177   | 18,074  | 32                    | 32                      | 133                  | 6,846           | 377                       |
| Midway                                |   |         |       | Sensys America         | 2   | 2  | 0                       | 2  | 2   | 0                                | Unknown  | Unknown | Unknown               | Unknown                 | Unknown              | Unknown         | Unknown                   |
| WEST MIAMI POLICE DEPARTMENT          | X   |         |       |                        | 4   | 6  | 2                       | 6  | 6   | 0                                | 15,204   | 11,430  | 122                   | 264                     | 42                   | 5,578           | Unknown                   |
| Bal Harbour Village                   | X   |         |       |                        | 5   | 5  | 0                       | 3  | 5   | 2                                | 13,359   | 8,123   | 42                    | 10                      | 72                   | 4,627           | Unknown                   |
| City of Aventura                      | X   |         |       |                        | 15  | 15   | 0                       | 6  | 6   | 0                                | 40,588   | 24,245  | 80                    | 145                     | 402                  | 14,045          | Unknown                   |
| City of Boynton Beach                 | X   |         |       |                        | 15  | 15   | 0                       | 7  | 7   | 0                                | 28,593   | 18,656  | 54                    | 13                      | 283                  | 8,678           | Unknown                   |

Florida Department of Highway Safety and Motor Vehicles

**Appendix F: Jurisdiction Responses to Survey**

| Name of Jurisdiction (City or County) | How many registration holds did your respective jurisdiction request as a result of red light camera violations during the reporting period of July 1, 2018 - June 30, 2019? | How does your respective jurisdiction submit traffic crash data to the Department? | In order to identify the number of repeat offenders, please provide the number of unique vehicle owners issued Notices of Violation for multiple red-light camera violations. | Have court cases impacted your respective jurisdiction's red light camera program? |   |
|---------------------------------------|--|--|---|--|---|
|                                       |  |  |   | Response   | Details   |
| City of Florida City                  | Unknown  | Both   | Unknown   | No   | I only answered no due to not knowing is it has impacted our respective jurisdiction.   |
| City of Miami Gardens                 | Unknown  | All Electronically   | Unknown   | Yes  | We have experienced higher level of hearings due to inaccurate reporting of information by the media; stating that the cameras were taken down and ruled by the courts to be illegal. |
| Coral Gables                          | Unknown  | All Electronically   | 560   | Yes  | Drivers are more cautious   |
| City of Doral                         |  | 0 Both   | Unknown   | Yes  |   |
| North Miami Beach Police Department   |  | 0 Both   | Unknown   | Yes  | As case law is generated it impacts how cities can argue the violations.  |
| SWEETWATER POLICE DEPARTMENT          |  | 30 All Electronically  | 308   | Yes  | ON RIGHT TURN VIOLATIONS.   |
| City of Sunrise                       |  | 0 All Electronically   | 1810  | Yes  | We once again began issuing UTC's after the Supreme Court Ruling.   |
| City of Clearwater, FL                |  | 25 All Electronically  | 5085  | Yes  | All initial violations and UTC reviewed by Traffic infraction Officer (Non-sworn Government Employee)   |
| Kissimmee Police Department           |  | 24 All Electronically  | 15590   | No   | The red light camera program has been upheld in court   |
| Midway                                | Unknown  | All Electronically   | Unknown   | No   |   |
| WEST MIAMI POLICE DEPARTMENT          |  | 0 All Electronically   | 15204   | No   |   |
| Bal Harbour Village                   |  | 0 All Electronically   | Unknown   | Yes  |   |
| City of Aventura                      | Unknown  | All Electronically   | 3267  | Yes  | Jimenez v Aventura upheld by Florida Supreme Court  |
| City of Boynton Beach                 |  | 136 All Electronically   | 618   | Yes  | City of Hollywood vs Arem; City of Aventura vs Jimenez; City of Oldsmar vs Trinh; City of Boynton Beach vs Boss; City of Boynton Beach vs Bacardi; Florida Supreme Court ruling       |

Florida Department of Highway Safety and Motor Vehicles

**Appendix F: Jurisdiction Responses to Survey**

| Name of Jurisdiction (City or County) | Other than traffic crashes, please rank the following factors by importance when selecting which intersections to install red light cameras in your respective jurisdiction. |                    |                                      |                    |                   |                        | Were any existing red light cameras relocated within your respective jurisdiction during the reporting period of July 1, 2018 - June 30, 2019? |                        |
|---------------------------------------|--|--------------------|--------------------------------------|--------------------|-------------------|------------------------|--|------------------------|
|                                       | Traffic citation data  | Citizen complaints | Law Enforcement Officer observations | Traffic volume     | Pedestrian safety | Other (please specify) | Response   | If yes, why?           |
| City of Florida City                  | Very Important   | Very Important     | Very Important                       | Very Important     | Very Important    |                        | No   | Not that I'm aware of. |
| City of Miami Gardens                 | Somewhat Important   | Somewhat Important | Very Important                       | Very Important     | Very Important    |                        | No   |                        |
| Coral Gables                          | Very Important   | Very Important     | Very Important                       | Very Important     | Very Important    |                        | No   |                        |
| City of Doral                         | Very Important   | Very Important     | Very Important                       | Very Important     | Very Important    |                        | No   |                        |
| North Miami Beach Police Department   | Very Important   | Somewhat Important | Very Important                       | Very Important     | Very Important    |                        | No   |                        |
| SWEETWATER POLICE DEPARTMENT          | Not Important  | Somewhat Important | Very Important                       | Somewhat Important | Very Important    |                        | No   |                        |
| City of Sunrise                       | Very Important   | Very Important     | Very Important                       | Very Important     | Very Important    |                        | No   |                        |
| City of Clearwater, FL                | Somewhat Important   | Very Important     | Very Important                       | Somewhat Important | Very Important    |                        | No   |                        |
| Kissimmee Police Department           | Very Important   | Somewhat Important | Somewhat Important                   | Very Important     | Very Important    |                        | No   |                        |
| Midway                                | N/A  | N/A                | Very Important                       | Very Important     | Very Important    |                        | No   |                        |
| WEST MIAMI POLICE DEPARTMENT          | Very Important   | Very Important     | Very Important                       | Very Important     | Very Important    |                        | No   |                        |
| Bal Harbour Village                   | Very Important   | Very Important     | Very Important                       | Very Important     | Very Important    |                        | No   |                        |
| City of Aventura                      | N/A  | Very Important     | N/A                                  | Very Important     | Very Important    |                        | No   |                        |
| City of Boynton Beach                 | Very Important   | Somewhat Important | Very Important                       | Very Important     | Very Important    |                        | No   |                        |

Florida Department of Highway Safety and Motor Vehicles

**Appendix F: Jurisdiction Responses to Survey**

| Name of Jurisdiction (City or County) | What factors are used to determine the success/failure of each camera location within your respective jurisdiction? (select all that apply) |                             |                   |                        | Who reviews the camera images before Notices of Violation are issued within your respective jurisdiction? (select all that apply) |                               |  |                        |
|---------------------------------------|---|-----------------------------|-------------------|------------------------|---|-------------------------------|--|------------------------|
|                                       | Change in number of crashes   | Change in pedestrian safety | Change in revenue | Other (please specify) | Law Enforcement Officer   | Non-sworn government employee | Non-sworn contractor employee (vendor) | Other (please specify) |
| City of Florida City                  | X   | X                           |                   |                        | X   |                               |  |                        |
| City of Miami Gardens                 | X   | X                           |                   |                        | X   | X                             |  |                        |
| Coral Gables                          | X   | X                           |                   |                        |   | X                             |  |                        |
| City of Doral                         | X   |                             |                   |                        | X   |                               |  |                        |
| North Miami Beach Police Department   | X   | X                           |                   |                        | X   | X                             |  |                        |
| SWEETWATER POLICE DEPARTMENT          | X   | X                           |                   |                        | X   |                               |  |                        |
| City of Sunrise                       | X   | X                           |                   |                        | X   | X                             |  |                        |
| City of Clearwater, FL                | X   | X                           |                   |                        | X   | X                             |  |                        |
| Kissimmee Police Department           | X   | X                           |                   |                        |   | X                             |  |                        |
| Midway                                | X   | X                           | X                 |                        | X   |                               |  |                        |
| WEST MIAMI POLICE DEPARTMENT          | X   | X                           |                   |                        | X   |                               |  |                        |
| Bal Harbour Village                   | X   | X                           |                   |                        | X   |                               |  |                        |
| City of Aventura                      | X   |                             |                   |                        | X   |                               |  |                        |
| City of Boynton Beach                 | X   |                             |                   | Number of Violations   | X   | X                             |  |                        |

Florida Department of Highway Safety and Motor Vehicles

**Appendix F: Jurisdiction Responses to Survey**

| Name of Jurisdiction (City or County) | Who reviews contested Notices of Violation within your respective jurisdiction? (select all that apply) |                               |  |                        | Who issues Uniform Traffic Citations if Notices of Violation are unpaid within your respective jurisdiction? (select all that apply) |                               |  |                        |
|---------------------------------------|---|-------------------------------|--|------------------------|--|-------------------------------|--|------------------------|
|                                       | Law Enforcement Officer   | Non-sworn government employee | Non-sworn contractor employee (vendor) | Other (please specify) | Law Enforcement Officer  | Non-sworn government employee | Non-sworn contractor employee (vendor) | Other (please specify) |
| City of Florida City                  | X   |                               |  |                        | X  |                               |  |                        |
| City of Miami Gardens                 | X   |                               |  |                        | X  |                               |  |                        |
| Coral Gables                          |   | X                             |  |                        |  | X                             |  |                        |
| City of Doral                         | X   |                               |  |                        | X  |                               |  |                        |
| North Miami Beach Police Department   | X   | X                             |  |                        | X  | X                             |  |                        |
| SWEETWATER POLICE DEPARTMENT          |   |                               | X                                      | Independent Magistrate | X  |                               |  |                        |
| City of Sunrise                       | X   | X                             |  |                        | X  | X                             |  |                        |
| City of Clearwater, FL                | X   | X                             |  |                        | X  | X                             |  |                        |
| Kissimmee Police Department           |   | X                             |  |                        |  | X                             |  |                        |
| Midway                                |   | X                             |  |                        | X  |                               |  |                        |
| WEST MIAMI POLICE DEPARTMENT          | X   |                               |  |                        | X  |                               |  |                        |
| Bal Harbour Village                   | X   |                               |  |                        | X  |                               |  |                        |
| City of Aventura                      | X   |                               |  |                        | X  |                               |  |                        |
| City of Boynton Beach                 | X   | X                             |  |                        | X  | X                             |  |                        |

Florida Department of Highway Safety and Motor Vehicles

**Appendix F: Jurisdiction Responses to Survey**

| Name of Jurisdiction (City or County) | Does your respective jurisdiction issue Notices of Violation (through red light camera detection) for persons making a right turn on red signal? | How many Notices of Violation were issued within your respective jurisdiction for right turn on red during the reporting period of July 1, 2018 - June 30, 2019? | What action(s) has your respective jurisdiction taken to improve safety measures as a result of your red light camera program? |   |  |
|---------------------------------------|--|--|--|---|--|
|                                       |  |  | Intelligent collision prevention system at intersection(s) <b>with RLC</b>   | Intelligent collision prevention system at intersection(s) <b>without RLC</b> | Intelligent collision prevention system at intersection(s) N/A |
| City of Florida City                  | Yes  | 31529  |  |   | X  |
| City of Miami Gardens                 | Yes  | 95953  |  |   | X  |
| Coral Gables                          | Yes  | Unknown  |  |   | X  |
| City of Doral                         | No   |  |  |   | X  |
| North Miami Beach Police Department   | No   |  |  |   | X  |
| SWEETWATER POLICE DEPARTMENT          | Yes  | 33373  |  |   | X  |
| City of Sunrise                       | Yes  | 11385  |  |   | X  |
| City of Clearwater, FL                | No   |  |  |   | X  |
| Kissimmee Police Department           | Yes  | Unknown  |  |   | X  |
| Midway                                | Yes  | Unknown  |  |   | X  |
| WEST MIAMI POLICE DEPARTMENT          | Yes  | 10787  |  |   | X  |
| Bal Harbour Village                   | Yes  | 404  |  |   | X  |
| City of Aventura                      | Yes  | 21633  |  |   | X  |
| City of Boynton Beach                 | No   |  |  |   | X  |



**Appendix F: Jurisdiction Responses to Survey**

| Name of Jurisdiction (City or County) | What action(s) has your respective jurisdiction taken to improve safety measures as a result of your red light camera program? |  |                   |   |  |                   |  |   |                |
|---------------------------------------|--|--|-------------------|---|--|-------------------|--|---|----------------|
|                                       | Re-striping - at intersection(s) with RLC  | Re-striping - at intersection(s) without RLC | Re-striping - N/A | Engineering - at intersection(s) with RLC | Engineering - at intersection(s) without RLC | Engineering - N/A | Lighting - at intersection(s) with RLC | Lighting - at intersection(s) without RLC | Lighting - N/A |
| City of Florida City                  |  |  | X                 |   |  | X                 |  |   | X              |
| City of Miami Gardens                 | X  | X  |                   | X   | X  |                   | X                                      | X   |                |
| Coral Gables                          |  |  | X                 |   |  | X                 |  |   | X              |
| City of Doral                         |  |  | X                 |   |  | X                 |  |   | X              |
| North Miami Beach Police Department   |  |  | X                 |   |  | X                 |  |   | X              |
| SWEETWATER POLICE DEPARTMENT          |  |  | X                 |   |  | X                 |  |   | X              |
| City of Sunrise                       | X  | X  |                   |   | X  |                   | X                                      | X   |                |
| City of Clearwater, FL                |  |  | X                 |   |  | X                 |  |   | X              |
| Kissimmee Police Department           | X  |  |                   | X   | X  |                   | X                                      | X   |                |
| Midway                                |  |  | X                 |   |  | X                 |  |   | X              |
| WEST MIAMI POLICE DEPARTMENT          |  |  | X                 |   |  | X                 |  |   | X              |
| Bal Harbour Village                   |  |  | X                 |   |  | X                 |  |   | X              |
| City of Aventura                      | X  | X  |                   | X   | X  |                   | X                                      | X   |                |
| City of Boynton Beach                 |  |  | X                 |   |  | X                 |  |   | X              |

Florida Department of Highway Safety and Motor Vehicles

**Appendix F: Jurisdiction Responses to Survey**

| Name of Jurisdiction (City or County) | What action(s) has your respective jurisdiction taken to improve safety measures as a result of your red light camera program? |   |   |  |   |                                       |  |
|---------------------------------------|--|---|---|--|---|---------------------------------------|--|
|                                       | Increased red light camera-specific signage - at intersection(s) <b>with RLC</b>   | Increased red light camera-specific signage - at intersection(s) <b>without RLC</b> | Increased red light camera-specific signage - N/A | Increased other type of signage - at intersection(s) <b>with RLC</b> | Increased other type of signage - at intersection(s) <b>without RLC</b> | Increased other type of signage - N/A | Other (please specify)   |
| City of Florida City                  |  |   | X   |  |   | X                                     |  |
| City of Miami Gardens                 | X  |   |   |  |   | X                                     |  |
| Coral Gables                          |  |   | X   |  |   | X                                     |  |
| City of Doral                         |  |   | X   |  |   | X                                     |  |
| North Miami Beach Police Department   |  |   | X   |  |   | X                                     |  |
| SWEETWATER POLICE DEPARTMENT          | X  |   |   | X  |   |                                       |  |
| City of Sunrise                       |  |   | X   |  |   | X                                     | Intersection re-striping, engineering, and upgraded lighting has occurred at various locations throughout the City of Sunrise. |
| City of Clearwater, FL                | X  |   |   |  |   | X                                     |  |
| Kissimmee Police Department           | X  |   |   | X  | X   |                                       |  |
| Midway                                | X  |   |   |  |   | X                                     |  |
| WEST MIAMI POLICE DEPARTMENT          |  |   | X   | X  | X   |                                       |  |
| Bal Harbour Village                   | X  |   |   | X  |   |                                       |  |
| City of Aventura                      |  | X   |   |  | X   |                                       |  |
| City of Boynton Beach                 |  |   | X   |  |   | X                                     | social media   |

Florida Department of Highway Safety and Motor Vehicles

**Appendix F: Jurisdiction Responses to Survey**

| Name of Jurisdiction (City or County) | Has red light camera footage been used to investigate other crimes? | If RLC footage has been used to investigate other crimes, please select all that apply |                        |                |     |                        | Is your respective jurisdiction continuing the red light camera program in Fiscal Year 2019-2020? | Has your respective jurisdiction conducted an independent red light camera analysis? |
|---------------------------------------|---|--|------------------------|----------------|-----|------------------------|---|--|
|                                       |   | Crash investigation  | Criminal investigation | Missing person | N/A | Other (please specify) |   |  |
| City of Florida City                  | Yes   | X  | X                      |                |     |                        | Yes   | No   |
| City of Miami Gardens                 | Yes   | X  | X                      |                |     |                        | Yes   | Yes  |
| Coral Gables                          | Yes   | X  | X                      |                |     |                        | Yes   | No   |
| City of Doral                         | Yes   | X  | X                      |                |     |                        | Yes   | Yes  |
| North Miami Beach Police Department   | Yes   | X  | X                      |                |     |                        | Yes   | No   |
| SWEETWATER POLICE DEPARTMENT          | Yes   | X  | X                      |                |     | 10                     | Yes   | No   |
| City of Sunrise                       | Yes   | X  | X                      |                |     |                        | Yes   | Yes  |
| City of Clearwater, FL                | Yes   | X  | X                      |                |     |                        | Yes   | No   |
| Kissimmee Police Department           | Yes   | X  | X                      | X              |     |                        | Yes   | Yes  |
| Midway                                | Yes   | X  | X                      |                |     |                        | Yes   | No   |
| WEST MIAMI POLICE DEPARTMENT          | Yes   | X  | X                      |                |     |                        | Yes   | No   |
| Bal Harbour Village                   | Yes   | X  | X                      |                |     |                        | Yes   | No   |
| City of Aventura                      | Yes   | X  | X                      |                |     |                        | Yes   | No   |
| City of Boynton Beach                 | Yes   | X  | X                      |                |     |                        | Yes   | No   |

**Appendix F: Jurisdiction Responses to Survey**

| Name of Jurisdiction (City or County) | Please provide any specifications/clarifications for any of your answers |
|---------------------------------------|--|
| City of Florida City                  |  |
| City of Miami Gardens                 | N/A  |
| Coral Gables                          | N/A  |
| City of Doral                         |  |
| North Miami Beach Police Department   |  |
| SWEETWATER POLICE DEPARTMENT          |  |
| City of Sunrise                       | N/A  |
| City of Clearwater, FL                | N/A  |
| Kissimmee Police Department           |  |
| Midway                                | N/A  |
| WEST MIAMI POLICE DEPARTMENT          | NONE   |
| Bal Harbour Village                   |  |
| City of Aventura                      |  |
| City of Boynton Beach                 |  |

Florida Department of Highway Safety and Motor Vehicles

**Appendix F: Jurisdiction Responses to Survey**

| Name of Jurisdiction (City or County) | What Department oversees the red light camera program in your jurisdiction? | Provide the contact information of the person completing the survey |                                      |                                 |                | Has your jurisdiction operated red light cameras within the reporting period (July 1, 2018 - June 30, 2019)? |
|---------------------------------------|---|---|--------------------------------------|---------------------------------|----------------|--|
|                                       |   | Name  | Agency                               | Email Address                   | Phone Number   |  |
| City of South Miami                   | Police Department   | John Barzola  | South Miami Police Department        | jbarzola@southmiamifl.gov       | 3066636313     | Yes  |
| City of Crestview                     | Police Department   | Chief Stephen McCosker  | Crestview Police Department          | mccoskers@crestviewpd.org       | 850-682-3544   | Yes  |
| City of New Port Richey               | Police Department   | Kim Bogart  | New Port Richey Police Department    | bogartk@cityofnewportrichey.org | 727.232.8912   | Yes  |
| Milton, FL/ Santa Rosa County         | Patrol / Records  | katherine Mcdaniels   | Milton Police Dept.                  | mcdanielkk@flcfn.net            | 850 983 5423   | Yes  |
| City of Winter Park                   | Special Operations  | Travis Lundquist  | Winter Park Police Department        | tlundquist@cityofwinterpark.org | 407-643-1652   | Yes  |
| Maitland                              | Police Department   | Dawn D'Ambrosio   | Maitland Police Department           | ddambrosio@maitlandpd.org       | 407-875-2810   | Yes  |
| Green Cove Springs                    | Green Cove Springs Police Department  | Officer Ronnie Gann   | Green Cove Springs Police Department | rgann@gcpsd.com                 | 904-297-7300   | Yes  |
| Village of Key Biscayne               | Traffic Division  | Lieutenant Brian Kemmerer   | Key Biscayne Police Department       | bkemmerer@kbpd.net              | 305-365-5555   | Yes  |
| City of Opa locka                     | Police Department/ Traffic Unit   | Ofc. Wuihudson Francois   | City of Opa locka Police Deaprtment  | wfrancois@opalockapd.com        | 305-953-2877   | Yes  |
| Town of Medley                        | Police  | John Wilson   | Medley Police Department             | jwilson@Medleypd.com            | (954) 931-2149 | Yes  |
| Hillsborough County Sheriff's Office  | Hillsborough County Sheriff's Office  | Corporal Stephen Pierson  | Hillsborough County Sheriff's Office | spierson@hcsotampa.fl.us        | 813-247-0985   | Yes  |
| Sarasota                              | Police  | Bryan Graham  | Sarasota Police Department           | bryan.graham@sarasotafll.gov    | 941.263-6022   | Yes  |
| City of West Park                     | Public Works  | John Wilson   | City of West Park                    | jwilson@cityofwestpark.org      | (954) 931-2149 | Yes  |
| City of Tamarac                       | Broward County Sheriff's Office   | Todd Everhart   | Broward County Sheriff's Office      | todd_everhart@sheriff.org       | 954-247-6020   | Yes  |

Florida Department of Highway Safety and Motor Vehicles

Appendix F: Jurisdiction Responses to Survey

| Name of Jurisdiction (City or County) | What red light camera vendor(s) does your jurisdiction use? |         |       |                        | As of July 1, 2018, how many RLCs were operational? | As of June 30, 2019, how many RLCs were operational? | Difference in # of RLCs | As of July 1, 2018, at how many intersections were RLCs operational? | As of June 30, 2019, at how many intersections were RLCs operational? | Difference in # of Intersections | Please provide the following information regarding Notices of Violation issued for red light camera violations in your jurisdiction between July 1, 2018 - June 30, 2019 |        |                       |                         |                      |                 |                           |
|---------------------------------------|---|---------|-------|------------------------|---|--|-------------------------|--|---|----------------------------------|--|--------|-----------------------|-------------------------|----------------------|-----------------|---------------------------|
|                                       | American Traffic Solutions (ATS)                            | Redflex | Xerox | Other (please specify) |   |  |                         |  |   |                                  | Total #  | # Paid | # Contested & pending | # Contested & dismissed | # Contested & upheld | # Issued as UTC | # Pending issuance as UTC |
| City of South Miami                   |   | X       |       |                        | 4   | 4  | 0                       | 4  | 4   | 0                                | 5,922  | 3,949  | 8                     | 5                       | 94                   | 1,810           | -                         |
| City of Crestview                     |   |         |       | Sensys America, Inc    | 0   | 4  | 4                       | 0  | 2   | 2                                | 1,871  | 1,422  | 2                     | 1                       | 3                    | 413             | -                         |
| City of New Port Richey               |   |         |       | Verra Mobility         | 5   | 5  | 0                       | 3  | 3   | 0                                | 15,259   | 10,718 | 27                    | 16                      | 168                  | 3,142           | Unknown                   |
| Milton, FL / Santa Rosa County        | X   |         |       |                        | 5   | 5  | 0                       | 3  | 3   | 0                                | 4,464  | 3,378  | -                     | 16                      | 10                   | 1,098           | Unknown                   |
| City of Winter Park                   |   |         |       | Sensys Gatso Group AB  | 8   | 8  | 0                       | 6  | 6   | 0                                | 19,566   | 14,739 | 3                     | 20                      | 108                  | 3,461           | 1,866                     |
| Maitland                              |   |         |       | Sensys Gatso Group     | 5   | 5  | 0                       | 4  | 4   | 0                                | 8,217  | 6,061  | 6                     | -                       | 31                   | 1,528           | -                         |
| Green Cove Springs                    | X   |         |       |                        | 5   | 5  | 0                       | 3  | 3   | 0                                | 12,986   | 9,163  | 16                    | 16                      | 103                  | 2,761           | Unknown                   |
| Village of Key Biscayne               | X   |         |       |                        | 4   | 4  | 0                       | 3  | 3   | 0                                | 1,273  | 953    | 4                     | -                       | 4                    | 183             | Unknown                   |
| City of Opa locka                     | X   |         |       |                        | 8   | 8  | 0                       | 4  | 4   | 0                                | 14,425   | 6,348  | 69                    | 49                      | 265                  | 7,202           | Unknown                   |
| Town of Medley                        | X   |         |       |                        | 8   | 8  | 0                       | 6  | 6   | 0                                | 15,050   | 10,733 | 36                    | 55                      | 57                   | 3,232           | Unknown                   |
| Hillsborough County Sheriff's Office  | X   |         |       |                        | 10  | 10   | 0                       | 6  | 6   | 0                                | 53,121   | 36,534 | 3,799                 | 26                      | 202                  | 12,401          | Unknown                   |
| Sarasota                              |   |         |       | RedSpeed USA           | 9   | 20   | 11                      | 10   | 10  | 0                                | 24,943   | 20,986 | 277                   | 6                       | 149                  | 4,137           | 4,810                     |
| City of West Park                     | X   |         |       |                        | 5   | 5  | 0                       | 4  | 4   | 0                                | 6,386  | 2,874  | 12                    | 18                      | 97                   | 3,325           | Unknown                   |
| City of Tamarac                       | X   |         |       |                        | 8   | 12   | 4                       | 8  | 8   | 0                                | 22,287   | 12,329 | 34                    | 14                      | 213                  | 7,106           | Unknown                   |

Florida Department of Highway Safety and Motor Vehicles

**Appendix F: Jurisdiction Responses to Survey**

| Name of Jurisdiction (City or County) | How many registration holds did your respective jurisdiction request as a result of red light camera violations during the reporting period of July 1, 2018 - June 30, 2019? | How does your respective jurisdiction submit traffic crash data to the Department? | In order to identify the number of repeat offenders, please provide the number of unique vehicle owners issued Notices of Violation for multiple red-light camera violations. | Have court cases impacted your respective jurisdiction's red light camera program? |  |
|---------------------------------------|--|--|---|--|--|
|                                       |  |  |   | Response   | Details  |
| City of South Miami                   | 0  | All Electronically   | 807   | No   | Our program was the in Miami-Dade County to basically get a stamp of approval from the Courts in a test case. Our program was found to be in compliance with applicable laws and case law. |
| City of Crestview                     | 0  | All Electronically   | 49  | No   |  |
| City of New Port Richey               | 0  | Both   | 13667   | No   | Our program operated within appropriate parameters since implementation. We also tightened it up even more when the court cases were resolved.   |
| Milton, FL/ Santa Rosa County         |  | 2 All Paper  | 39  | No   |  |
| City of Winter Park                   |  | 0 All Electronically   | 7874  | No   |  |
| Maitland                              |  | 0 All Electronically   | 374   | Yes  | Court decisions affect the policies and procedures of our program.   |
| Green Cove Springs                    | Unknown  | All Paper  | 557   | No   |  |
| Village of Key Biscayne               |  | 0 All Electronically   | 43  | No   |  |
| City of Opa locka                     | Unknown  | All Electronically   | Unknown   | Yes  |  |
| Town of Medley                        |  | 0 All Electronically   | 834   | Yes  | Arem v Hollywood impacted numerous cases. The careful and prudent standard for right turns has also impacted the program as this litigation winds its way through the legal system.        |
| Hillsborough County Sheriff's Office  | 205  | All Electronically   | 3051  | No   |  |
| Sarasota                              | 44   | All Electronically   | 5582  | No   |  |
| City of West Park                     |  | 0 All Electronically   | 165   | Yes  | Arem V Hollywood resulted in numerous cases being dismissed while waiting for the litigation to close. Florida Supreme Court ruling rectified this.  |
| City of Tamarac                       | 20   | All Electronically   | 905   | No   |  |

Florida Department of Highway Safety and Motor Vehicles

**Appendix F: Jurisdiction Responses to Survey**

| Name of Jurisdiction (City or County) | Other than traffic crashes, please rank the following factors by importance when selecting which intersections to install red light cameras in your respective jurisdiction. |                    |                                      |                    |                    |                        | Were any existing red light cameras relocated within your respective jurisdiction during the reporting period of July 1, 2018 - June 30, 2019? |              |
|---------------------------------------|--|--------------------|--------------------------------------|--------------------|--------------------|------------------------|--|--------------|
|                                       | Traffic citation data  | Citizen complaints | Law Enforcement Officer observations | Traffic volume     | Pedestrian safety  | Other (please specify) | Response   | If yes, why? |
| City of South Miami                   | Not Important  | Very Important     | Very Important                       | Very Important     | Very Important     |                        | No   |              |
| City of Crestview                     | Somewhat Important   | Very Important     | Very Important                       | Very Important     | Very Important     |                        | No   |              |
| City of New Port Richey               | Somewhat Important   | Very Important     | Very Important                       | Very Important     | Very Important     |                        | No   |              |
| Milton, FL/ Santa Rosa County         | Very Important   | Very Important     | Very Important                       | Somewhat Important | Very Important     |                        | No   |              |
| City of Winter Park                   | Very Important   | Somewhat Important | Very Important                       | Very Important     | Very Important     |                        | No   |              |
| Maitland                              | Very Important   | Somewhat Important | Somewhat Important                   | Very Important     | Very Important     |                        | No   |              |
| Green Cove Springs                    | Very Important   | Very Important     | Very Important                       | Very Important     | Very Important     |                        | No   |              |
| Village of Key Biscayne               | Somewhat Important   | Very Important     | Very Important                       | Very Important     | Very Important     |                        | No   |              |
| City of Opa locka                     | Very Important   | Somewhat Important | Very Important                       | Very Important     | Very Important     |                        | No   |              |
| Town of Medley                        | Somewhat Important   | Somewhat Important | Somewhat Important                   | Somewhat Important | Very Important     |                        | No   |              |
| Hillsborough County Sheriff's Office  | Very Important   | Very Important     | Very Important                       | Very Important     | Very Important     |                        | No   |              |
| Sarasota                              | Very Important   | Somewhat Important | Somewhat Important                   | Somewhat Important | Somewhat Important |                        | No   |              |
| City of West Park                     | N/A  | Somewhat Important | Somewhat Important                   | Somewhat Important | Very Important     |                        | No   |              |
| City of Tamarac                       | Somewhat Important   | Somewhat Important | Somewhat Important                   | Somewhat Important | Very Important     |                        | No   |              |



Florida Department of Highway Safety and Motor Vehicles

**Appendix F: Jurisdiction Responses to Survey**

| Name of Jurisdiction (City or County) | What factors are used to determine the success/failure of each camera location within your respective jurisdiction? (select all that apply) |                             |                   |  | Who reviews the camera images before Notices of Violation are issued within your respective jurisdiction? (select all that apply) |                               |  |                        |
|---------------------------------------|---|-----------------------------|-------------------|--|---|-------------------------------|--|------------------------|
|                                       | Change in number of crashes   | Change in pedestrian safety | Change in revenue | Other (please specify)   | Law Enforcement Officer   | Non-sworn government employee | Non-sworn contractor employee (vendor) | Other (please specify) |
| City of South Miami                   | X   | X                           |                   |  | X   |                               |  |                        |
| City of Crestview                     | X   | X                           |                   |  | X   | X                             |  |                        |
| City of New Port Richey               | X   | X                           |                   |  |   | X                             |  |                        |
| Milton, FL/ Santa Rosa County         | X   |                             |                   |  | X   |                               |  |                        |
| City of Winter Park                   | X   | X                           |                   |  | X   | X                             |  |                        |
| Maitland                              | X   | X                           |                   |  | X   | X                             | X                                      |                        |
| Green Cove Springs                    | X   | X                           |                   |  | X   |                               |  |                        |
| Village of Key Biscayne               | X   | X                           |                   |  | X   |                               |  |                        |
| City of Opa locka                     | X   | X                           |                   |  | X   |                               |  |                        |
| Town of Medley                        |   |                             |                   | Changes in the number of Notice of Violation citations issued. |   | X                             |  |                        |
| Hillsborough County Sheriff's Office  | X   | X                           |                   |  | X   |                               |  |                        |
| Sarasota                              | X   |                             |                   |  | X   | X                             |  |                        |
| City of West Park                     |   |                             |                   | Changes in the number of Notice of Violation notices issued.   |   | X                             |  |                        |
| City of Tamarac                       | X   | X                           |                   |  | X   | X                             |  |                        |

**Appendix F: Jurisdiction Responses to Survey**

| Name of Jurisdiction (City or County) | Who reviews contested Notices of Violation within your respective jurisdiction? (select all that apply) |                               |  |                                | Who issues Uniform Traffic Citations if Notices of Violation are unpaid within your respective jurisdiction? (select all that apply) |                               |  |                        |
|---------------------------------------|---|-------------------------------|--|--------------------------------|--|-------------------------------|--|------------------------|
|                                       | Law Enforcement Officer   | Non-sworn government employee | Non-sworn contractor employee (vendor) | Other (please specify)         | Law Enforcement Officer  | Non-sworn government employee | Non-sworn contractor employee (vendor) | Other (please specify) |
| City of South Miami                   |   |                               |  | City Magistrate                | X  |                               |  |                        |
| City of Crestview                     | X   |                               |  |                                | X  |                               |  |                        |
| City of New Port Richey               |   | X                             |  |                                |  | X                             |  |                        |
| Milton, FL/ Santa Rosa County         |   |                               |  | City Of Milton Hearing Officer | X  |                               |  |                        |
| City of Winter Park                   | X   | X                             |  |                                | X  | X                             |  |                        |
| Maitland                              | X   | X                             |  | Legal Advisor                  | X  | X                             |  |                        |
| Green Cove Springs                    | X   |                               |  |                                | X  |                               |  |                        |
| Village of Key Biscayne               | X   |                               |  |                                | X  |                               |  |                        |
| City of Opa locka                     | X   |                               |  |                                | X  |                               |  |                        |
| Town of Medley                        |   | X                             |  |                                |  | X                             |  |                        |
| Hillsborough County Sheriff's Office  | X   |                               |  |                                | X  |                               |  |                        |
| Sarasota                              | X   |                               |  |                                | X  | X                             |  |                        |
| City of West Park                     |   | X                             |  |                                |  | X                             |  |                        |
| City of Tamarac                       | X   | X                             |  |                                | X  | X                             |  |                        |

Florida Department of Highway Safety and Motor Vehicles

**Appendix F: Jurisdiction Responses to Survey**

| Name of Jurisdiction (City or County) | Does your respective jurisdiction issue Notices of Violation (through red light camera detection) for persons making a right turn on red signal? | How many Notices of Violation were issued within your respective jurisdiction for right turn on red during the reporting period of July 1, 2018 - June 30, 2019? | What action(s) has your respective jurisdiction taken to improve safety measures as a result of your red light camera program? |   |   |
|---------------------------------------|--|--|--|---|---|
|                                       |  |  | Intelligent collision prevention system at intersection(s) <b>with RLC</b>   | Intelligent collision prevention system at intersection(s) <b>without RLC</b> | Intelligent collision prevention system at intersection(s) <b>N/A</b> |
| City of South Miami                   | No   |  |  |   | X   |
| City of Crestview                     | No   |  |  |   | X   |
| City of New Port Richey               | Yes  | 34   |  |   | X   |
| Milton, FL/ Santa Rosa County         | No   |  |  |   | X   |
| City of Winter Park                   | Yes  | Unknown  |  |   | X   |
| Maitland                              | Yes  | Unknown  |  |   | X   |
| Green Cove Springs                    | Yes  | 322  |  |   | X   |
| Village of Key Biscayne               | Yes  | 31   |  |   | X   |
| City of Opa locka                     | Yes  | 5810   |  |   | X   |
| Town of Medley                        | Yes  | 6177   |  |   | X   |
| Hillsborough County Sheriff's Office  | Yes  | 101  |  |   | X   |
| Sarasota                              | No   |  |  |   | X   |
| City of West Park                     | No   |  |  |   | X   |
| City of Tamarac                       | Yes  | 11018  |  |   | X   |

**Appendix F: Jurisdiction Responses to Survey**

| Name of Jurisdiction (City or County) | What action(s) has your respective jurisdiction taken to improve safety measures as a result of your red light camera program? |  |                   |   |  |                   |  |   |                |
|---------------------------------------|--|--|-------------------|---|--|-------------------|--|---|----------------|
|                                       | Re-striping - at intersection(s) with RLC  | Re-striping - at intersection(s) without RLC | Re-striping - N/A | Engineering - at intersection(s) with RLC | Engineering - at intersection(s) without RLC | Engineering - N/A | Lighting - at intersection(s) with RLC | Lighting - at intersection(s) without RLC | Lighting - N/A |
| City of South Miami                   |  |  | X                 |   |  | X                 |  |   | X              |
| City of Crestview                     |  |  | X                 |   |  | X                 |  |   | X              |
| City of New Port Richey               |  |  | X                 |   |  | X                 |  |   | X              |
| Milton, FL/ Santa Rosa County         |  |  | X                 |   |  | X                 | X                                      | X   |                |
| City of Winter Park                   |  | X  |                   |   | X  |                   |  |   | X              |
| Maitland                              |  |  | X                 |   |  | X                 |  |   | X              |
| Green Cove Springs                    |  |  | X                 |   |  | X                 |  |   | X              |
| Village of Key Biscayne               | X  | X  |                   |   |  | X                 |  |   | X              |
| City of Opa locka                     | X  |  |                   | X   |  |                   | X                                      |   |                |
| Town of Medley                        |  |  | X                 |   |  | X                 |  |   | X              |
| Hillsborough County Sheriff's Office  |  |  | X                 |   |  | X                 |  |   | X              |
| Sarasota                              |  |  | X                 |   |  | X                 |  |   | X              |
| City of West Park                     | X  |  |                   | X   |  |                   |  |   | X              |
| City of Tamarac                       |  |  | X                 |   |  | X                 |  |   | X              |

Florida Department of Highway Safety and Motor Vehicles

**Appendix F: Jurisdiction Responses to Survey**

| Name of Jurisdiction (City or County) | What action(s) has your respective jurisdiction taken to improve safety measures as a result of your red light camera program? |   |  |  |   |  |  |
|---------------------------------------|--|---|--|--|---|--|--|
|                                       | Increased red light camera-specific signage - at intersection(s) <b>with RLC</b>   | Increased red light camera-specific signage - at intersection(s) <b>without RLC</b> | Increased red light camera-specific signage - <b>N/A</b> | Increased other type of signage - at intersection(s) <b>with RLC</b> | Increased other type of signage - at intersection(s) <b>without RLC</b> | Increased other type of signage - <b>N/A</b> | Other (please specify)   |
| City of South Miami                   | X  |   |  |  |   | X  | These are state maintained roads. The State has increased the delay in the light to prevent traffic crashes. |
| City of Crestview                     |  |   | X  |  |   | X  |  |
| City of New Port Richey               |  |   | X  |  |   | X  |  |
| Milton, FL/ Santa Rosa County         |  |   | X  |  |   | X  |  |
| City of Winter Park                   |  |   | X  |  | X   |  |  |
| Maitland                              |  |   | X  |  |   | X  |  |
| Green Cove Springs                    |  |   | X  |  |   | X  |  |
| Village of Key Biscayne               |  |   | X  |  |   | X  |  |
| City of Opa locka                     | X  |   |  | X  |   |  |  |
| Town of Medley                        | X  |   |  | X  |   |  | Placed signage advising drivers that they must stop on red before making a right turn.                       |
| Hillsborough County Sheriff's Office  |  |   | X  |  |   | X  |  |
| Sarasota                              |  |   | X  |  |   | X  |  |
| City of West Park                     | X  |   |  |  |   | X  |  |
| City of Tamarac                       |  |   | X  |  |   | X  |  |

Florida Department of Highway Safety and Motor Vehicles

**Appendix F: Jurisdiction Responses to Survey**

| Name of Jurisdiction (City or County) | Has red light camera footage been used to investigate other crimes? | If RLC footage has been used to investigate other crimes, please select all that apply |                        |                |     |  | Is your respective jurisdiction continuing the red light camera program in Fiscal Year 2019-2020? | Has your respective jurisdiction conducted an independent red light camera analysis? |
|---------------------------------------|---|--|------------------------|----------------|-----|--|---|--|
|                                       |   | Crash investigation  | Criminal investigation | Missing person | N/A | Other (please specify)   |   |  |
| City of South Miami                   | Yes   | X  | X                      |                |     | Internal affairs cases   | Yes   | No   |
| City of Crestview                     | Yes   | X  |                        |                |     |  | Yes   | No   |
| City of New Port Richey               | Yes   | X  | X                      |                |     |  | Yes   | No   |
| Milton, FL/ Santa Rosa County         | Yes   | X  | X                      |                |     |  | Yes   | No   |
| City of Winter Park                   | Yes   | X  | X                      |                |     |  | Yes   | No   |
| Maitland                              | Yes   | X  | X                      | X              |     |  | Yes   | Yes  |
| Green Cove Springs                    | Yes   | X  | X                      |                |     |  | Yes   | No   |
| Village of Key Biscayne               | Yes   | X  | X                      |                |     |  | Yes   | No   |
| City of Opa locka                     | Yes   | X  | X                      |                |     |  | Yes   | No   |
| Town of Medley                        | Yes   | X  | X                      |                |     |  | Yes   | No   |
| Hillsborough County Sheriff's Office  | Yes   | X  | X                      |                |     | The cameras have been used to assist with 56 law enforcement investigations. | Yes   | No   |
| Sarasota                              | Yes   | X  | X                      | X              |     |  | Yes   | No   |
| City of West Park                     | Yes   | X  | X                      |                |     |  | Yes   | No   |
| City of Tamarac                       | Yes   | X  | X                      |                |     | Accidents 6, Homicide 4, Police Investigations 16. Total Request 26.         | Yes   | No   |

**Appendix F: Jurisdiction Responses to Survey**

| Name of Jurisdiction (City or County) | Please provide any specifications/clarifications for any of your answers |
|---------------------------------------|--|
| City of South Miami                   |  |
| City of Crestview                     |  |
| City of New Port Richey               | Unknown  |
| Milton, FL/ Santa Rosa County         |  |
| City of Winter Park                   |  |
| Maitland                              |  |
| Green Cove Springs                    |  |
| Village of Key Biscayne               |  |
| City of Opa locka                     |  |
| Town of Medley                        |  |
| Hillsborough County Sheriff's Office  | N/A  |
| Sarasota                              |  |
| City of West Park                     |  |
| City of Tamarac                       |  |

Florida Department of Highway Safety and Motor Vehicles

**Appendix F: Jurisdiction Responses to Survey**

| Name of Jurisdiction (City or County) | What Department oversees the red light camera program in your jurisdiction? | Provide the contact information of the person completing the survey |                                 |                                     |                | Has your jurisdiction operated red light cameras within the reporting period (July 1, 2018 - June 30, 2019)? |
|---------------------------------------|---|---|---------------------------------|-------------------------------------|----------------|--|
|                                       |   | Name  | Agency                          | Email Address                       | Phone Number   |  |
| Osceola County                        | Transportation & Transit  | Danielle Balsoer  | Osceola County BOCC             | danielle.balsoer@osceola.org        | 407-742-0552   | Yes  |
| Manatee County                        | Building & Development Services / Code Enforcement                          | Jeff Bowman   | Manatee County                  | Jeff.Bowman@nymanatee.org           | 941-748-2071   | Yes  |
| City of Orlando                       | Transportation Division   | Raymond Rodriguez   | Orlando Police Dept             | raymond.rodriguez@cityoforlando.net | 407-246-2487   | Yes  |
| City Of Ocoee Police Department       | Police Department   | Scott Nylander  | City of Ocoee Police Department | snylander@ocoee.org                 | 407-554-7104   | Yes  |
| Town of Davie                         | Police  | John Wilson   | Davie Police Department         | John_Wilson@Davie-fl.gov            | (954) 693-8342 | Yes  |



Florida Department of Highway Safety and Motor Vehicles

**Appendix F: Jurisdiction Responses to Survey**

| Name of Jurisdiction (City or County) | What red light camera vendor(s) does your jurisdiction use? |         |       |                        | As of July 1, 2018, how many RLCs were operational? | As of June 30, 2019, how many RLCs were operational? | Difference in # of RLCs | As of July 1, 2018, at how many intersections were RLCs operational? | As of June 30, 2019, at how many intersections were RLCs operational? | Difference in # of Intersections | Please provide the following information regarding Notices of Violation issued for red light camera violations in your jurisdiction between July 1, 2018 - June 30, 2019 |        |                       |                         |                      |                 |                           |
|---------------------------------------|---|---------|-------|------------------------|---|--|-------------------------|--|---|----------------------------------|--|--------|-----------------------|-------------------------|----------------------|-----------------|---------------------------|
|                                       | American Traffic Solutions (ATS)                            | Redflex | Xerox | Other (please specify) |   |  |                         |  |   |                                  | Total #  | # Paid | # Contested & pending | # Contested & dismissed | # Contested & upheld | # Issued as UTC | # Pending issuance as UTC |
| Osceola County                        | X   |         |       |                        | 15  | 16   | 1                       | 8  | 8   | 0                                | 14,471   | 9,282  | 9                     | 36                      | 53                   | 4,547           | Unknown                   |
| Manatee County                        |   |         |       | Conduent               | 10  | 10   | 0                       | 7  | 7   | 0                                | 14,227   | 9,497  | 14                    | 17                      | 32                   | 2,260           | 59                        |
| City of Orlando                       | X   |         |       |                        | 44  | 43   | -1                      | 24   | 23  | -1                               | 64,358   | 44,620 | 269                   | 10                      | 130                  | 17,848          | Unknown                   |
| City Of Ocoee Police Department       | X   |         |       |                        | 7   | 12   | 5                       | 4  | 6   | 2                                | 14,298   | 8,737  | 78                    | 32                      | 148                  | 5,041           | Unknown                   |
| Town of Davie                         | X   |         |       |                        | 5   | 5  | 0                       | 4  | 4   | 0                                | 8,462  | 4,651  | 22                    | 8                       | 79                   | 3,568           | Unknown                   |

Florida Department of Highway Safety and Motor Vehicles

**Appendix F: Jurisdiction Responses to Survey**

| Name of Jurisdiction (City or County) | How many registration holds did your respective jurisdiction request as a result of red light camera violations during the reporting period of July 1, 2018 - June 30, 2019? | How does your respective jurisdiction submit traffic crash data to the Department? | In order to identify the number of repeat offenders, please provide the number of unique vehicle owners issued Notices of Violation for multiple red-light camera violations. | Have court cases impacted your respective jurisdiction's red light camera program? |   |
|---------------------------------------|--|--|---|--|---|
|                                       |  |  |   | Response   | Details   |
| Osceola County                        | Unknown  | All Electronically   | 13241   | No   |   |
| Manatee County                        | 11   | Both   | 8283  | No   |   |
| City of Orlando                       | 59   | All Electronically   | 3208  | Yes  | The May 2018 Decision: Supreme Court of Florida Case: Luis Jimenez vs State of Florida has impacted the Red Light Camera Safety Program in a positive way. Despite the fact that there are more vehicles on our roads, the cities violation issuance has remained relatively the same from 2018 to 2019. I believe in-part it is due to the Florida Supreme Court decision. |
| City Of Ocoee Police Department       | 0  | All Electronically   | 924   | Yes  | Local and County Hearings   |
| Town of Davie                         | 0  | All Electronically   | 291   | Yes  | Arem V Hollywood resulted in numerous cases being dismissed in court until final ruling by the Florida Supreme Court.   |

Florida Department of Highway Safety and Motor Vehicles

**Appendix F: Jurisdiction Responses to Survey**

| Name of Jurisdiction (City or County) | Other than traffic crashes, please rank the following factors by importance when selecting which intersections to install red light cameras in your respective jurisdiction. |                    |                                      |                    |                   |  | Were any existing red light cameras relocated within your respective jurisdiction during the reporting period of July 1, 2018 - June 30, 2019? |              |
|---------------------------------------|--|--------------------|--------------------------------------|--------------------|-------------------|--|--|--------------|
|                                       | Traffic citation data  | Citizen complaints | Law Enforcement Officer observations | Traffic volume     | Pedestrian safety | Other (please specify)   | Response   | If yes, why? |
| Osceola County                        | Not Important  | Somewhat Important | Very Important                       | Very Important     | Very Important    |  | No   |              |
| Manatee County                        | N/A  | Somewhat Important | Very Important                       | N/A                | Very Important    |  | No   |              |
| City of Orlando                       | Very Important   | Very Important     | Somewhat Important                   | Not Important      | Very Important    | Crash data is the most useful tool towards supporting road safety camera programs. We have examined intersections with red light cameras, when compared to a similar intersection, (size, traffic volume, etc) without a camera. The findings have shown that overall there are higher numbers of angle crashes at intersections that do not have red light cameras. Overall angle traffic crashes are up throughout the State of Florida. Any reduction in angle crashes is welcomed. | No   |              |
| City Of Ocoee Police Department       | Very Important   | Somewhat Important | Very Important                       | Very Important     | Very Important    |  | No   |              |
| Town of Davie                         | Somewhat Important   | Somewhat Important | Somewhat Important                   | Somewhat Important | Very Important    |  | No   |              |

Florida Department of Highway Safety and Motor Vehicles

**Appendix F: Jurisdiction Responses to Survey**

| Name of Jurisdiction (City or County) | What factors are used to determine the success/failure of each camera location within your respective jurisdiction? (select all that apply) |                             |                   |   | Who reviews the camera images before Notices of Violation are issued within your respective jurisdiction? (select all that apply) |                               |  |   |
|---------------------------------------|---|-----------------------------|-------------------|---|---|-------------------------------|--|---|
|                                       | Change in number of crashes   | Change in pedestrian safety | Change in revenue | Other (please specify)  | Law Enforcement Officer   | Non-sworn government employee | Non-sworn contractor employee (vendor) | Other (please specify)  |
| Osceola County                        | X   | X                           |                   |   | X   |                               |  |   |
| Manatee County                        | X   |                             |                   | The total number of Notice's of Violation issued and whether they increase or decrease on a monthly basis. Each approach is evaluated independently each monthly.   | X   |                               |  |   |
| City of Orlando                       | X   | X                           |                   | The most important factor is a reduction in angle crashes. Another consideration is the reduction in the number of violations being issued, this is an important factor to consider. A reduction in crashes and violations indicates a change in driver behavior. One must also take into account the traffic volume, traffic volume are up throughout all of our intersections. An increase in traffic volume, coupled with a reduction in violations and angle crashes is an ideal situation. |   | X                             |  | Orlando Police Department- State of Florida Certified Traffic Infraction Enforcement Officers with previous Law Enforcement experience. |
| City Of Ocoee Police Department       | X   | X                           |                   |   | X   | X                             |  |   |
| Town of Davie                         |   |                             |                   | Change in the number of violations issues.  |   | X                             |  |   |

Florida Department of Highway Safety and Motor Vehicles

**Appendix F: Jurisdiction Responses to Survey**

| Name of Jurisdiction (City or County) | Who reviews contested Notices of Violation within your respective jurisdiction? (select all that apply) |                               |  |   | Who issues Uniform Traffic Citations if Notices of Violation are unpaid within your respective jurisdiction? (select all that apply) |                               |  |   |
|---------------------------------------|---|-------------------------------|--|---|--|-------------------------------|--|---|
|                                       | Law Enforcement Officer   | Non-sworn government employee | Non-sworn contractor employee (vendor) | Other (please specify)  | Law Enforcement Officer  | Non-sworn government employee | Non-sworn contractor employee (vendor) | Other (please specify)  |
| Osceola County                        | X   |                               |  |   | X  |                               |  |   |
| Manatee County                        | X   |                               |  |   | X  |                               |  |   |
| City of Orlando                       |   | X                             |  | Orlando Police Department- State of Florida Certified Traffic Infraction Enforcement Officers with previous Law Enforcement experience. |  | X                             |  | Orlando Police Department- State of Florida Certified Traffic Infraction Enforcement Officers with previous Law Enforcement experience. |
| City Of Ocoee Police Department       | X   | X                             |  |   | X  | X                             |  |   |
| Town of Davie                         |   | X                             |  |   |  | X                             |  |   |

Florida Department of Highway Safety and Motor Vehicles

**Appendix F: Jurisdiction Responses to Survey**

| Name of Jurisdiction (City or County) | Does your respective jurisdiction issue Notices of Violation (through red light camera detection) for persons making a right turn on red signal? | How many Notices of Violation were issued within your respective jurisdiction for right turn on red during the reporting period of July 1, 2018 - June 30, 2019? | What action(s) has your respective jurisdiction taken to improve safety measures as a result of your red light camera program? |   |   |
|---------------------------------------|--|--|--|---|---|
|                                       |  |  | Intelligent collision prevention system at intersection(s) <b>with RLC</b>   | Intelligent collision prevention system at intersection(s) <b>without RLC</b> | Intelligent collision prevention system at intersection(s) <b>N/A</b> |
| Osceola County                        | Yes  | 49   |  |   | X   |
| Manatee County                        | Yes  | Unknown  |  |   | X   |
| City of Orlando                       | No   |  |  |   | X   |
| City Of Ocoee Police Department       | Yes  | 11465  |  |   | X   |
| Town of Davie                         | No   |  |  |   | X   |

**Appendix F: Jurisdiction Responses to Survey**

| Name of Jurisdiction (City or County) | What action(s) has your respective jurisdiction taken to improve safety measures as a result of your red light camera program? |  |                   |   |  |                   |  |   |                |
|---------------------------------------|--|--|-------------------|---|--|-------------------|--|---|----------------|
|                                       | Re-striping - at intersection(s) with RLC  | Re-striping - at intersection(s) without RLC | Re-striping - N/A | Engineering - at intersection(s) with RLC | Engineering - at intersection(s) without RLC | Engineering - N/A | Lighting - at intersection(s) with RLC | Lighting - at intersection(s) without RLC | Lighting - N/A |
| Osceola County                        |  |  | X                 |   |  | X                 |  |   | X              |
| Manatee County                        | X  |  |                   |   |  | X                 |  |   | X              |
| City of Orlando                       | X  | X  |                   | X   | X  |                   | X                                      | X   |                |
| City Of Ocoee Police Department       | X  | X  |                   | X   | X  |                   | X                                      | X   |                |
| Town of Davie                         |  |  | X                 |   |  | X                 |  |   | X              |

Florida Department of Highway Safety and Motor Vehicles

**Appendix F: Jurisdiction Responses to Survey**

| Name of Jurisdiction (City or County) | What action(s) has your respective jurisdiction taken to improve safety measures as a result of your red light camera program? |   |  |  |   |  |  |
|---------------------------------------|--|---|--|--|---|--|--|
|                                       | Increased red light camera-specific signage - at intersection(s) <b>with RLC</b>   | Increased red light camera-specific signage - at intersection(s) <b>without RLC</b> | Increased red light camera-specific signage - <b>N/A</b> | Increased other type of signage - at intersection(s) <b>with RLC</b> | Increased other type of signage - at intersection(s) <b>without RLC</b> | Increased other type of signage - <b>N/A</b> | Other (please specify)   |
| Osceola County                        |  |   | X  |  |   | X  |  |
| Manatee County                        |  |   | X  |  |   | X  | Existing red-light camera signage meets standards. However, we are looking at increasing signage at a couple of the locations.   |
| City of Orlando                       | X  |   |  | X  |   |  | The City of Orlando has adopted Vision Zero Orlando, a traffic safety initiative funded by Orlando Stops Traffic Safety Program. The City of Orlando has supported and made yearly contributions to Best Foot Forward, a pedestrian/bicycle safety program. For the City of Orlando the crash report information is an important indicator as to where to utilize the funds spawned from the Red Light Camera Program. All revenue after program expenses, are utilized for traffic safety improvements throughout the city. |
| City Of Ocoee Police Department       |  |   | X  |  |   | X  |  |
| Town of Davie                         | X  |   |  | X  |   |  | Signs on mast arms, and periodic use of message boards   |



Florida Department of Highway Safety and Motor Vehicles

**Appendix F: Jurisdiction Responses to Survey**

| Name of Jurisdiction (City or County) | Has red light camera footage been used to investigate other crimes? | If RLC footage has been used to investigate other crimes, please select all that apply |                        |                |     |   | Is your respective jurisdiction continuing the red light camera program in Fiscal Year 2019-2020? | Has your respective jurisdiction conducted an independent red light camera analysis? |
|---------------------------------------|---|--|------------------------|----------------|-----|---|---|--|
|                                       |   | Crash investigation  | Criminal investigation | Missing person | N/A | Other (please specify)  |   |  |
| Osceola County                        | Yes   | X  | X                      |                |     |   | Yes   | Yes  |
| Manatee County                        | Yes   | X  | X                      |                |     | Red light camera footage has been used for traffic crashes involving injuries and homicides for time line and suspect identification. | Yes   | No   |
| City of Orlando                       | Yes   | X  | X                      | X              |     | A total of 154 request were made. Police Investigation 113 Homicide 15 Officer Incident 17 Shooting 4                                 | Yes   | No   |
| City Of Ocoee Police Department       | Yes   | X  | X                      |                |     |   | Yes   | No   |
| Town of Davie                         | Yes   | X  | X                      |                |     |   | Yes   | No   |

**Appendix F: Jurisdiction Responses to Survey**

| Name of Jurisdiction (City or County) | Please provide any specifications/clarifications for any of your answers  |
|---------------------------------------|---|
| Osceola County                        |   |
| Manatee County                        | N/A   |
| City of Orlando                       | <p>Q13: Repeat Offenders are tracked by DMV Tags; some of these tags are rental vehicles as well as commercial vehicles, i.e. truck, bus, and taxi operators/drivers. These vehicles are continuously being assigned to different drivers. Rental vehicles for example are in constant rental rotation, with various drivers using the same Florida tag. So, it may not be the same driver or operator exhibiting a repeated negative behavior. Q15, Q17, Q24: Crash Data are very useful tools to support the implementation, continuance, and improvements of Red Light Cameras devices. The collection and analyzing of traffic crash data aims at gaining a better understanding of traffic operational problems. In order to obtain an accurate and informed verdict on the effectiveness of Red Light Cameras, the City of Orlando considers the following three questions: 1. Does the crash have anything to do with the red traffic signal? In order to find the answer to this question the officer's crash report narrative must be closely scrutinized. Only after the facts are obtained can we make an accurate determination of the crash type, i.e. rear-end collision while vehicle in front was stationary, sideswipe, exit from driveway, etc. 2. Is the crash in same directional approach, and in relation with the directional approach of the camera? Ex: If there is a northbound camera, and the crash occurred on the westbound approach. Provided there is no camera in the westbound approach, that crash should not reflect on the northbound camera. 3. What is the year-to-year traffic volume count of that particular approach, intersection and road way? Increased road-users equals increase in incidents, including crashes.</p> |
| City Of Ocoee Police Department       | N/A   |
| Town of Davie                         |   |

Florida Department of Highway Safety and Motor Vehicles

**Appendix F: Jurisdiction Responses to Survey**

| Name of Jurisdiction (City or County) | What Department oversees the red light camera program in your jurisdiction? | Provide the contact information of the person completing the survey |  |                               |                        | Has your jurisdiction operated red light cameras within the reporting period (July 1, 2018 - June 30, 2019)? |
|---------------------------------------|---|---|--|-------------------------------|------------------------|--|
|                                       |   | Name  | Agency                                 | Email Address                 | Phone Number           |  |
| Pembroke Pines                        | Pembroke Pines Police Department  | Susan Shechter  | Pembroke Pines Police Department       | sshechter@ppines.com          | 954-885-6072           | Yes  |
| Miami Springs                         | Police Department   | Jimmy Deal  | Miami Springs Police Department        | jdeal@mspd.us                 | (305) 8871444          | Yes  |
| City of Port Richey                   | Police Department   | Ryan Runge  | Port Richey Police Department          | r.runge@cityofportrichey.com  | 727-809-3507           | Yes  |
| City of Tampa                         | Tampa Police Department   | Lt. Patrick Messmer   | Tampa Police Department                | patrick.messmer@tampagov.net  | 813-276-3742           | Yes  |
| City of Edgewood                      | Police Department - TIEO  | Stacey Salemi   | Edgewood Police Department             | ssalemi@edgewood-fl.gov       | 4078512820             | Yes  |
| City Of Haines City                   | Haines City Police Department   | Timothy E. Glover   | Haines City Police Department          | tglover@hainescitypd.com      | 863-421-3636 ext. 2267 | Yes  |
| Lakeland                              | Police Department   | Sgt. Chad Mumbauer  | Lakeland Police Department             | chad.mumbauer@lakelandgov.net | (863)834-2580          | Yes  |
| Village of Pinecrest                  | Police Department   | J. C. Gonzalez, Traffic Infraction Enforcement Officer              | Village of Pinecrest Police Department | jgonzalez@pinecrest-fl.gov    | (305)234-2100 x385     | Yes  |
| City of Gulf Breeze                   | Police Department   | Richard Hawthorne   | Gulf Breeze Police Department          | rhawthorne@gulfbreezefl.gov   | 8509345121             | Yes  |
| Orange County                         | Public Works/Traffic Engineering  | Martina Desjardins  | Orange County Traffic Engineering      | martina.desjardins@ocfl.net   | 407-836-7847           | Yes  |
| Orange Park FL (Clay)                 | Orange Park Police Department   | Gary Goble  | Orange Park Police Department          | ggoble@townop.com             | 904-278-3006           | Yes  |
| Miami Beach                           | Miami Beach Police Department Traffic Operations Unit                       | Sgt. David Price  | Miami Beach Police Department          | davidprice@miamibeachfl.gov   | (305) 673-7888         | Yes  |
| City of Apopka                        | Apopka Police Department  | Steven R Gideon   | Apopka Police Department               | sgideon@apopka.net            | 407-703-1771           | Yes  |

Florida Department of Highway Safety and Motor Vehicles

**Appendix F: Jurisdiction Responses to Survey**

| Name of Jurisdiction (City or County) | What red light camera vendor(s) does your jurisdiction use? |         |       |                           | As of July 1, 2018, how many RLCs were operational? | As of June 30, 2019, how many RLCs were operational? | Difference in # of RLCs | As of July 1, 2018, at how many intersections were RLCs operational? | As of June 30, 2019, at how many intersections were RLCs operational? | Difference in # of Intersections | Please provide the following information regarding Notices of Violation issued for red light camera violations in your jurisdiction between July 1, 2018 - June 30, 2019 |        |                       |                         |                      |                 |                           |
|---------------------------------------|---|---------|-------|---------------------------|---|--|-------------------------|--|---|----------------------------------|--|--------|-----------------------|-------------------------|----------------------|-----------------|---------------------------|
|                                       | American Traffic Solutions (ATS)                            | Redflex | Xerox | Other (please specify)    |   |  |                         |  |   |                                  | Total #  | # Paid | # Contested & pending | # Contested & dismissed | # Contested & upheld | # Issued as UTC | # Pending issuance as UTC |
| Pembroke Pines                        |   | X       |       |                           | 8   | 8  | 0                       | 6  | 6   | 0                                | 14,921   | 9,878  | -                     | 15                      | 209                  | 4,330           | -                         |
| Miami Springs                         | X   |         |       |                           | 4   | 2  | -2                      | 3  | 2   | -1                               | 18,613   | 11,132 | 12                    | 19                      | 60                   | 7,401           | Unknown                   |
| City of Port Richey                   | X   |         |       |                           | 5   | 5  | 0                       | 2  | 2   | 0                                | 7,673  | 5,398  | 12                    | 19                      | 160                  | 1,563           | Unknown                   |
| City of Tampa                         | X   |         |       |                           | 54  | 54   | 0                       | 21   | 21  | 0                                | 92,921   | 58,866 | 433                   | 165                     | 1,222                | 30,050          | Unknown                   |
| City of Edgewood                      |   |         |       | GATSO                     | 3   | 3  | 0                       | 2  | 2   | 0                                | 6,288  | 4,068  | 8                     | 5                       | 6                    | 1,397           | 57                        |
| City Of Haines City                   | X   |         |       | ATS is now Verra Mobility | 11  | 11   | 0                       | 6  | 6   | 0                                | 21,297   | 15,547 | 11                    | 95                      | 95                   | 5,135           | Unknown                   |
| Lakeland                              |   |         |       | VERRA MOBILITY            | 18  | 18   | 0                       | 11   | 11  | 0                                | 21,191   | 13,318 | 89                    | 12                      | 1,189                | 5,946           | Unknown                   |
| Village of Pinecrest                  |   | X       |       |                           | 6   | 6  | 0                       | 6  | 6   | 0                                | 14,936   | 13,253 | 165                   | 20                      | 170                  | 1,508           | 2,465                     |
| City of Gulf Breeze                   |   |         |       | Sensys America            | 6   | 6  | 0                       | 3  | 3   | 0                                | 6,698  | 5,357  | 1                     | -                       | -                    | 1,360           | Unknown                   |
| Orange County                         | X   |         |       |                           | 56  | 50   | -6                      | 35   | 35  | 0                                | 64,868   | 40,592 | 20                    | 27                      | 267                  | 21,113          | Unknown                   |
| Orange Park FL (Clay)                 | X   |         |       |                           | 8   | 8  | 0                       | 3  | 3   | 0                                | 12,132   | 8,491  | 10                    | 25                      | 100                  | 3,194           | Unknown                   |
| Miami Beach                           |   |         |       | Conduent                  | 10  | 10   | 0                       | 10   | 10  | 0                                | 14,214   | 8,351  | 10                    | 4                       | 54                   | 3,581           | 81                        |
| City of Apopka                        | X   |         |       |                           | 24  | 0  | -24                     | 10   | 0   | -10                              | 20,620   | 16,795 | -                     | 13                      | 890                  | 7,404           | -                         |

Florida Department of Highway Safety and Motor Vehicles

**Appendix F: Jurisdiction Responses to Survey**

| Name of Jurisdiction (City or County) | How many registration holds did your respective jurisdiction request as a result of red light camera violations during the reporting period of July 1, 2018 - June 30, 2019? | How does your respective jurisdiction submit traffic crash data to the Department? | In order to identify the number of repeat offenders, please provide the number of unique vehicle owners issued Notices of Violation for multiple red-light camera violations. | Have court cases impacted your respective jurisdiction's red light camera program? |  |
|---------------------------------------|--|--|---|--|--|
|                                       |  |  |   | Response   | Details  |
| Pembroke Pines                        | 47   | All Electronically   | 1568  | No   |  |
| Miami Springs                         | 90   | All Electronically   | 854   | No   |  |
| City of Port Richey                   | Unknown  | Both   | 284   | No   |  |
| City of Tampa                         | Unknown  | All Electronically   | 7934  | No   |  |
| City of Edgewood                      | 5  | All Electronically   | 283   | Yes  | Each time a new ruling comes out, we make sure that our program follows all new rulings and will not be effected |
| City Of Haines City                   | Unknown  | All Electronically   | Unknown   | No   |  |
| Lakeland                              | Unknown  | All Electronically   | 1434  | No   |  |
| Village of Pinecrest                  | 30   | All Electronically   | 2892  | No   |  |
| City of Gulf Breeze                   | 0  | All Electronically   | 123   | No   |  |
| Orange County                         | 107  | Both   | 3405  | Yes  |  |
| Orange Park FL (Clay)                 | 36   | All Paper  | 512   | No   |  |
| Miami Beach                           | 38   | All Electronically   | 13176   | No   |  |
| City of Apopka                        | Unknown  | All Electronically   | Unknown   | No   |  |

Florida Department of Highway Safety and Motor Vehicles

**Appendix F: Jurisdiction Responses to Survey**

| Name of Jurisdiction (City or County) | Other than traffic crashes, please rank the following factors by importance when selecting which intersections to install red light cameras in your respective jurisdiction. |                    |                                      |                    |                    |  | Were any existing red light cameras relocated within your respective jurisdiction during the reporting period of July 1, 2018 - June 30, 2019? |              |
|---------------------------------------|--|--------------------|--------------------------------------|--------------------|--------------------|--|--|--------------|
|                                       | Traffic citation data  | Citizen complaints | Law Enforcement Officer observations | Traffic volume     | Pedestrian safety  | Other (please specify)   | Response   | If yes, why? |
| Pembroke Pines                        | Not Important  | Very Important     | Somewhat Important                   | Somewhat Important | Somewhat Important |  | No   |              |
| Miami Springs                         | Very Important   | Somewhat Important | Somewhat Important                   | Not Important      | Very Important     | The number of fatality, hit & run crashes and traffic crashes that occur at an intersection or approach. | No   |              |
| City of Port Richey                   | Very Important   | Very Important     | Very Important                       | Very Important     | Very Important     |  | No   |              |
| City of Tampa                         | N/A  | Very Important     | N/A                                  | Very Important     | Very Important     |  | No   |              |
| City of Edgewood                      | Somewhat Important   | Very Important     | Somewhat Important                   | Very Important     | Very Important     |  | No   |              |
| City Of Haines City                   | Very Important   | Very Important     | Very Important                       | Very Important     | Very Important     |  | No   |              |
| Lakeland                              | Very Important   | Somewhat Important | Somewhat Important                   | Somewhat Important | Very Important     |  | No   |              |
| Village of Pinecrest                  | Very Important   | Very Important     | Very Important                       | Very Important     | Very Important     |  | No   |              |
| City of Gulf Breeze                   | Somewhat Important   | Very Important     | Very Important                       | Very Important     | Very Important     |  | No   |              |
| Orange County                         | Somewhat Important   | Somewhat Important | N/A                                  | Somewhat Important | Very Important     |  | No   |              |
| Orange Park FL (Clay)                 | Somewhat Important   | Somewhat Important | Very Important                       | Very Important     | Very Important     |  | No   |              |
| Miami Beach                           | Very Important   | Very Important     | Very Important                       | Very Important     | Very Important     |  | No   |              |
| City of Apopka                        | Very Important   | Very Important     | Very Important                       | Very Important     | Very Important     |  | No   |              |

Florida Department of Highway Safety and Motor Vehicles

**Appendix F: Jurisdiction Responses to Survey**

| Name of Jurisdiction (City or County) | What factors are used to determine the success/failure of each camera location within your respective jurisdiction? (select all that apply) |                             |                   |   | Who reviews the camera images before Notices of Violation are issued within your respective jurisdiction? (select all that apply) |                               |  |                        |
|---------------------------------------|---|-----------------------------|-------------------|---|---|-------------------------------|--|------------------------|
|                                       | Change in number of crashes   | Change in pedestrian safety | Change in revenue | Other (please specify)  | Law Enforcement Officer   | Non-sworn government employee | Non-sworn contractor employee (vendor) | Other (please specify) |
| Pembroke Pines                        |   |                             |                   | Significant reduction in the number of violations observed at a given location would indicate success | X   | X                             |  |                        |
| Miami Springs                         | X   | X                           |                   | Increase or decrease in the number of violations issued over a specific period of time.               | X   | X                             |  |                        |
| City of Port Richey                   | X   | X                           |                   |   | X   |                               |  |                        |
| City of Tampa                         | X   | X                           |                   |   | X   |                               |  |                        |
| City of Edgewood                      | X   | X                           |                   |   |   | X                             | X                                      |                        |
| City Of Haines City                   | X   | X                           |                   |   | X   |                               |  |                        |
| Lakeland                              | X   |                             |                   |   | X   |                               |  |                        |
| Village of Pinecrest                  | X   | X                           |                   |   | X   |                               |  |                        |
| City of Gulf Breeze                   | X   | X                           |                   |   | X   | X                             |  |                        |
| Orange County                         | X   | X                           |                   | changes in the number of violations   | X   | X                             | X                                      |                        |
| Orange Park FL (Clay)                 | X   | X                           |                   |   | X   |                               |  |                        |
| Miami Beach                           | X   | X                           |                   |   | X   | X                             |  |                        |
| City of Apopka                        | X   | X                           |                   |   |   | X                             |  |                        |

Florida Department of Highway Safety and Motor Vehicles

**Appendix F: Jurisdiction Responses to Survey**

| Name of Jurisdiction (City or County) | Who reviews contested Notices of Violation within your respective jurisdiction? (select all that apply) |                               |  |                        | Who issues Uniform Traffic Citations if Notices of Violation are unpaid within your respective jurisdiction? (select all that apply) |                               |  |                        |
|---------------------------------------|---|-------------------------------|--|------------------------|--|-------------------------------|--|------------------------|
|                                       | Law Enforcement Officer   | Non-sworn government employee | Non-sworn contractor employee (vendor) | Other (please specify) | Law Enforcement Officer  | Non-sworn government employee | Non-sworn contractor employee (vendor) | Other (please specify) |
| Pembroke Pines                        | X   | X                             |  |                        | X  | X                             |  |                        |
| Miami Springs                         | X   |                               |  |                        | X  |                               |  |                        |
| City of Port Richey                   | X   |                               |  |                        | X  |                               |  |                        |
| City of Tampa                         | X   |                               |  |                        | X  |                               |  |                        |
| City of Edgewood                      |   | X                             |  |                        |  | X                             |  |                        |
| City Of Haines City                   | X   |                               |  |                        | X  |                               |  |                        |
| Lakeland                              | X   |                               |  |                        | X  |                               |  |                        |
| Village of Pinecrest                  | X   |                               |  |                        | X  |                               |  |                        |
| City of Gulf Breeze                   | X   |                               |  |                        | X  |                               |  |                        |
| Orange County                         | X   | X                             |  |                        | X  | X                             |  |                        |
| Orange Park FL (Clay)                 | X   |                               |  |                        | X  |                               |  |                        |
| Miami Beach                           | X   | X                             |  |                        | X  |                               |  |                        |
| City of Apopka                        |   | X                             |  |                        |  | X                             |  |                        |



Florida Department of Highway Safety and Motor Vehicles

**Appendix F: Jurisdiction Responses to Survey**

| Name of Jurisdiction (City or County) | Does your respective jurisdiction issue Notices of Violation (through red light camera detection) for persons making a right turn on red signal? | How many Notices of Violation were issued within your respective jurisdiction for right turn on red during the reporting period of July 1, 2018 - June 30, 2019? | What action(s) has your respective jurisdiction taken to improve safety measures as a result of your red light camera program? |   |   |
|---------------------------------------|--|--|--|---|---|
|                                       |  |  | Intelligent collision prevention system at intersection(s) <b>with RLC</b>   | Intelligent collision prevention system at intersection(s) <b>without RLC</b> | Intelligent collision prevention system at intersection(s) <b>N/A</b> |
| Pembroke Pines                        | No   |  |  |   | X   |
| Miami Springs                         | Yes  | 8186   |  |   | X   |
| City of Port Richey                   | No   |  |  |   | X   |
| City of Tampa                         | Yes  | 4346   |  |   | X   |
| City of Edgewood                      | No   |  |  |   | X   |
| City Of Haines City                   | No   |  |  |   | X   |
| Lakeland                              | Yes  | 4955   |  |   | X   |
| Village of Pinecrest                  | No   |  |  |   | X   |
| City of Gulf Breeze                   | No   |  |  |   | X   |
| Orange County                         | Yes  | 228  |  |   | X   |
| Orange Park FL (Clay)                 | Yes  | 709  |  |   | X   |
| Miami Beach                           | No   |  |  |   | X   |
| City of Apopka                        | Yes  | 5602   |  |   | X   |

**Appendix F: Jurisdiction Responses to Survey**

| Name of Jurisdiction (City or County) | What action(s) has your respective jurisdiction taken to improve safety measures as a result of your red light camera program? |  |                   |   |  |                   |  |   |                |
|---------------------------------------|--|--|-------------------|---|--|-------------------|--|---|----------------|
|                                       | Re-striping - at intersection(s) with RLC  | Re-striping - at intersection(s) without RLC | Re-striping - N/A | Engineering - at intersection(s) with RLC | Engineering - at intersection(s) without RLC | Engineering - N/A | Lighting - at intersection(s) with RLC | Lighting - at intersection(s) without RLC | Lighting - N/A |
| Pembroke Pines                        | X  | X  |                   | X   | X  |                   |  |   | X              |
| Miami Springs                         | X  | X  |                   | X   |  |                   |  |   | X              |
| City of Port Richey                   |  |  | X                 |   |  | X                 |  |   | X              |
| City of Tampa                         | X  |  |                   | X   |  |                   | X                                      |   |                |
| City of Edgewood                      | X  |  |                   | X   |  |                   | X                                      |   |                |
| City Of Haines City                   |  |  | X                 |   |  | X                 |  |   | X              |
| Lakeland                              | X  |  |                   |   | X  |                   | X                                      |   |                |
| Village of Pinecrest                  |  |  | X                 |   |  | X                 |  |   | X              |
| City of Gulf Breeze                   |  |  | X                 |   |  | X                 |  |   | X              |
| Orange County                         | X  |  |                   | X   |  |                   | X                                      |   |                |
| Orange Park FL (Clay)                 | X  | X  |                   |   |  | X                 |  |   | X              |
| Miami Beach                           | X  |  |                   | X   |  |                   | X                                      |   |                |
| City of Apopka                        | X  |  |                   | X   |  |                   | X                                      |   |                |

Florida Department of Highway Safety and Motor Vehicles

**Appendix F: Jurisdiction Responses to Survey**

| Name of Jurisdiction (City or County) | What action(s) has your respective jurisdiction taken to improve safety measures as a result of your red light camera program? |   |  |  |   |  |                        |
|---------------------------------------|--|---|--|--|---|--|------------------------|
|                                       | Increased red light camera-specific signage - at intersection(s) <b>with RLC</b>   | Increased red light camera-specific signage - at intersection(s) <b>without RLC</b> | Increased red light camera-specific signage - <b>N/A</b> | Increased other type of signage - at intersection(s) <b>with RLC</b> | Increased other type of signage - at intersection(s) <b>without RLC</b> | Increased other type of signage - <b>N/A</b> | Other (please specify) |
| Pembroke Pines                        | X  |   |  |  |   | X  |                        |
| Miami Springs                         |  |   | X  | X  | X   |  |                        |
| City of Port Richey                   |  |   | X  |  |   | X  |                        |
| City of Tampa                         |  |   | X  |  |   | X  |                        |
| City of Edgewood                      |  |   | X  | X  |   |  |                        |
| City Of Haines City                   |  |   | X  |  |   | X  |                        |
| Lakeland                              | X  |   |  |  | X   |  |                        |
| Village of Pinecrest                  |  |   | X  |  |   | X  |                        |
| City of Gulf Breeze                   |  |   | X  |  |   | X  |                        |
| Orange County                         | X  |   |  | X  |   |  |                        |
| Orange Park FL (Clay)                 |  |   | X  |  |   | X  |                        |
| Miami Beach                           | X  |   |  |  |   | X  |                        |
| City of Apopka                        | X  |   |  |  |   | X  |                        |

Florida Department of Highway Safety and Motor Vehicles

**Appendix F: Jurisdiction Responses to Survey**

| Name of Jurisdiction (City or County) | Has red light camera footage been used to investigate other crimes? | If RLC footage has been used to investigate other crimes, please select all that apply |                        |                |     |   | Is your respective jurisdiction continuing the red light camera program in Fiscal Year 2019-2020? | Has your respective jurisdiction conducted an independent red light camera analysis? |
|---------------------------------------|---|--|------------------------|----------------|-----|---|---|--|
|                                       |   | Crash investigation  | Criminal investigation | Missing person | N/A | Other (please specify)                            |   |  |
| Pembroke Pines                        | Yes   | X  | X                      |                |     |   | Yes   | No   |
| Miami Springs                         | Yes   | X  | X                      |                |     |   | Yes   | No   |
| City of Port Richey                   | Yes   | X  | X                      | X              |     |   | Yes   | No   |
| City of Tampa                         | Yes   | X  | X                      | X              |     |   | Yes   | No   |
| City of Edgewood                      | Yes   | X  | X                      |                |     |   | Yes   | No   |
| City Of Haines City                   | Yes   | X  | X                      |                |     |   | Yes   | No   |
| Lakeland                              | Yes   | X  | X                      |                |     | Officer Incidents                                 | Yes   | No   |
| Village of Pinecrest                  | Yes   | X  | X                      |                |     |   | Yes   | No   |
| City of Gulf Breeze                   | Yes   | X  | X                      |                |     |   | Yes   | No   |
| Orange County                         | Yes   | X  | X                      | X              |     | Homicide, Police Investigation, Robbery, Accident | Yes   | No   |
| Orange Park FL (Clay)                 | Yes   | X  | X                      |                |     |   | Yes   | No   |
| Miami Beach                           | Yes   | X  | X                      |                |     |   | Yes   | No   |
| City of Apopka                        | Yes   | X  | X                      |                |     |   | No  | Yes  |

**Appendix F: Jurisdiction Responses to Survey**

| Name of Jurisdiction (City or County) | Please provide any specifications/clarifications for any of your answers |
|---------------------------------------|--|
| Pembroke Pines                        |  |
| Miami Springs                         |  |
| City of Port Richey                   |  |
| City of Tampa                         |  |
| City of Edgewood                      |  |
| City Of Haines City                   |  |
| Lakeland                              |  |
| Village of Pinecrest                  |  |
| City of Gulf Breeze                   |  |
| Orange County                         |  |
| Orange Park FL (Clay)                 |  |
| Miami Beach                           |  |
| City of Apopka                        | N/A  |

## Florida Department of Highway Safety and Motor Vehicles

### Appendix G: Right Turn Definitions

| Name of Jurisdiction (City or County) | Section 316.0083(1)(a), Florida Statutes, provides that, "A notice of violation and a traffic citation may not be issued for failure to stop at a red light if the driver is making a right-hand turn in a careful and prudent manner at an intersection where right-hand turns are permissible."Please provide the definition used by your respective jurisdiction when determining if a violation should be issued. (no character limit on this answer)  |
|---------------------------------------|--|
| City of Florida City                  | we use BRQ and our discretion  |
| City of Miami Gardens                 | For purposes of administering this section, the department, a county, or a municipality may authorize a traffic infraction enforcement officer under s.316.640 to issue a traffic citation for a violation of s.316.074(1) or s.316.075(1)(c)(1). A notice of violation and a traffic citation may not be issued for failure to stop at a red light if the driver is making a right-hand turn in a careful and prudent manner at an intersection where right-hand turns are permissible. A notice of violation and a traffic citation may not be issued under this section if the driver of a vehicle came to a complete stop after crossing the stop line and before turning right if permissible at a red light, but failed to stop before crossing over the stop line or other point at which a stop is required. |
| Coral Gables                          | Speed, Traffic, Pedestrians  |
| City of Doral                         | No Input   |
| North Miami Beach Police Department   | No Input   |
| SWEETWATER POLICE DEPARTMENT          | A notice of violation and a traffic citation may not be issued under this section if the driver of the vehicle came to a complete stop after crossing the stop line and before turning right if permissible at a red light, but failed to stop before crossing over the stop line or other point at which a stop is required   |
| City of Sunrise                       | A right turn on red conducted at a speed greater than 15 MPH or a vehicle who fails to yield the right of way to pedestrians or other vehicles.  |
| City of Clearwater, FL                | No Input   |
| Kissimmee Police Department           | Section 316.0083(1)(a), Florida Statutes, provides that, "A notice of violation and a traffic citation may not be issued for failure to stop at a red light if the driver is making a right-hand turn in a careful and prudent manner at an intersection where right-hand turns are permissible."  |
| Midway                                | Must make turn in safe manner  |
| WEST MIAMI POLICE DEPARTMENT          | REVIEW THE OFFENSE CAPTURED AND DETERMINE IF A VIOLATION OCCURRED  |
| Bal Harbour Village                   | Did the vehicle stop or slow down before making a right turn? Did the driver yield to pedestrians?   |
| City of Aventura                      | careful and prudent or over 5 mph  |
| City of Boynton Beach                 | No Input   |
| City of South Miami                   | No Input   |
| City of Crestview                     | No Input   |
| City of New Port Richey               | Our reviewer considers the totality of the circumstances to include: vehicle speed, traffic volume,visibility, road conditions, etc.   |
| Milton, FL / Santa Rosa County        | No Input   |
| City of Winter Park                   | You can make a right hand turn in a "careful and prudent manner" after coming to a complete stop pursuant to the directives of Florida Statutes  |
| Maitland                              | A motorist can make a turn in a careful and prudent manner after coming to a complete stop pursuant to the directives of Florida State Statute 316.075. However, our officers use their discretion when reviewing the violations and do not issue violations to anyone going under 16mph during a right hand turn unless aggravating circumstances exist.  |

Florida Department of Highway Safety and Motor Vehicles

**Appendix G: Right Turn Definitions**

| Name of Jurisdiction (City or County) | Section 316.0083(1)(a), Florida Statutes, provides that, "A notice of violation and a traffic citation may not be issued for failure to stop at a red light if the driver is making a right-hand turn in a careful and prudent manner at an intersection where right-hand turns are permissible."Please provide the definition used by your respective jurisdiction when determining if a violation should be issued. (no character limit on this answer)   |
|---------------------------------------|---|
| Green Cove Springs                    | 15 mph with no apparent effort to stop.   |
| Village of Key Biscayne               | Same descripton as Florida State Statute 316.0083(1)(a)   |
| City of Opa locka                     | Traffic volume, Pedestrians and Speed   |
| Town of Medley                        | If a vehicle enters the intersection at a speed greater than 15mph, if the vehicle violates the right of way of another vehicle, if the actions of the driver of the vehicle puts the safety of a pedestrian in jeopardy.   |
| Hillsborough County Sheriff's Office  | The HCSO maintains a 15 MPH threshold for right on red violations, and only has two intersections with right turn enforcement.  |
| Sarasota                              | No Input  |
| City of West Park                     | No Input  |
| City of Tamarac                       | Not applicable. The only one right turn camera enforced is posted "NO TURN ON RED"  |
| Osceola County                        | Traffic infraction officers make a determination just as a deputy would based on the individual circumstances of that turn.   |
| Manatee County                        | The camera footage is viewed by a sworn law enforcement deputy employed by Manatee County Sheriff's Office. If the Deputy review the footage feels they would ticket the violation if they were in person at the light, then they would make the determination to ticket the violation.   |
| City of Orlando                       | No Input  |
| City Of Ocoee Police Department       | Same as all Florida State Statute Language  |
| Town of Davie                         | No Input  |
| Pembroke Pines                        | No Input  |
| Miami Springs                         | The vehicle should be traveling LESS than 15 mph. Drivers must yield the right of way to other vehicles and to pedestrians attempting to cross the street in the crosswalk.   |
| City of Port Richey                   | No Input  |
| City of Tampa                         | Turn is made at reasonable speed and does not interfere with other vehicle or pedestrian traffic  |
| City of Edgewood                      | No Input  |
| City Of Haines City                   | No Input  |
| Lakeland                              | First off, the violation must be 15 mph or greater before our officers will review the violations, anything below that speed is automatically dismissed. We also factor in the vehicle's speed after the stop bar, for instance if the vehicle approaches the stop and passes it at a significant speed and then slows down considerably before completing the turn, then the violation will likely be dismissed. We also look to see if there are bicyclists or pedestrians, in or near the intersection at the time of the violation. Time of day, location of the intersection, weather condition, crash history, and our officer's knowledge & experience of the intersection all come into play. |
| Village of Pinecrest                  | No Input  |
| City of Gulf Breeze                   | No Input  |
| Orange County                         | Only enforce right on red at locations that have a "no turn on red" sign when lit if vehicle does not stop within their turn  |
| Orange Park FL (Clay)                 | At one particular intersection where the right on red is enforced, the violator has to drive into the bicycle lane passing other vehicles on the right, fail to stop then make a right hand turn, endangering other traffic and/or pedestrians.   |
| Miami Beach                           | No Input  |
| City of Apopka                        | Having regard for angle, width, grade, curves, corners, vehicles, pedestrians and all other attendant circumstances, including but not limited to speed and visual ob-structions, so as not to endanger the life, limb, or property of any person. Note: Damage or injury does not have to occur in order for an event to be considered NOT careful and prudent.  |