

**American Samoa
Highway Safety Annual Report
Federal Fiscal Year 2016**

Prepared for:

**U. S. Department of Transportation
National Highway Traffic Safety Administration**

Developed and Presented by:

**The American Samoa Government
Department of Public Safety
Office of Highway Safety
Pago Pago, AS 96799**

December 31, 2016

**Department of Public Safety
Office of Highway Safety**

Save Liuato Tuitele

Commissioner / Governor's Representative for Traffic
Safety, Department of Public Safety

Office of Highway Safety Staff

Sinatoga L. Moliga, Program Coordinator

Olive Leulu, Finance Manager / Paid Media Program Manager

Fa'amoana "Ina" Roe, Traffic Record Program Manager

David G. Bird, Occupant Protection Program Manager

Penikila Solomona, Alcohol/Youth Alcohol Program Manager

Emelio Fruean, Police Traffic Services/Speed Control Program Manager

Consultant, Traffic Records Coordinator/ Crash Data Management

Table of Contents

Office of Highway Safety Staff	2
Table of Contents	3
Executive Summary	4
Federal Fiscal Year (FFY) 2016 Accomplishments	4
FFY 2016 Challenges	4
1.0 Highway Safety in American Samoa	5
1.1 Introduction	5
1.2 Crash Summary	6
1.3 Program Focus Areas/Challenges	7
Table 2. FFY 2016 Highway Safety Program Area Goals	8
1.4 Accomplishments	9
2.0 Trends in American Samoa Highway Safety Data, 2011 - 2016	9
2.1 Performance Measures	9-11
2.2 Program Area Performance Measures	12
Impaired Driving	12
Occupant Protection	13
Speed	14
3.0 Programs and Projects	15
3.1 Program Management	15
Goal	15
3.2 Alcohol Enforcement	16
Planned Activities	16
Accomplishments	16
Program Performance Measures	16
3.3 Occupant Protection	17
Planned Activities	17
Accomplishments	17
Program Performance Measures	17
3.4 Police Traffic Services	18
Planned Activities	18
Accomplishments	18
Program Performance Measures	18

Executive Summary

Federal Fiscal Year (FFY) 2016 Accomplishments

- American Samoa has successfully achieved “0” fatality in 2016.
- OHS funded DPS Enforcements activities by months are as follow
 - Alcohol Enforcement - January
 - Speed / Alcohol Enforcement- February to April
 - CIOT – Seatbelt Enforcement - May & June
 - Speed / Alcohol Enforcement - July
 - Speed / Alcohol Enforcement - August & September
 - Occupant Protection (OP) - September & November
 - Alcohol Enforcement - October & December
- Impaired Driving
 - Slight increase of Alcohol impaired driving from ten (10) crashes in 2015 to seventeen (17) crashes in 2016.
- Speed
 - For the past four years recorded Speed as the least cause of crashes on the highway in American Samoa. Overtime and Regular enforcements continue to deter speed related crashes.
- Occupant Protection
 - Seat belt usage of 77% in American Samoa for the past five (5) years has always been below the National average. In 2016, with the use of the new survey design approved by NHSTA, we finally achieved 83%, which puts American Samoa at the National level for the first time since the inception of this program.

FFY 2016 Challenges

- Enforcement fuel resources
- Local travel approving process
- Occupant Protection
- Speed
- Traffic Records
 - TRCC development decreased due to decreased funding

1.0 Highway Safety in American Samoa

1.1 Introduction

The American Samoa Highway Safety Program is administered by the Department of Public Safety, Office of Highway Safety. The Commissioner of Public Safety, Save Liuato A. Tuitele is the Governor's Representative, and Ms. Sinatoga L. Moliga is the Territory Highway Safety Coordinator.

Mission

The mission of the American Samoa Office of Highway Safety is to reduce the traffic crashes, traffic fatalities, injuries, and property damage on the American Samoa roadways, and to create a safer environment for motorists, passengers, and pedestrians.

Goals

Goals for this Federal Fiscal Year 2016 Annual Report are set and committed to in the 2016 Highway Safety Plan.

1.2 Crash Summary

In American Samoa, the total number of crashes decreased by an average of **50** between 2011 and 2016. Table 1 provides detail in key areas of the American Samoa highway safety trends from 2011 to 2016.

Table 1. Traffic Safety Trends in American Samoa (2011-2016)

Crash / Data Trends	Progress Report Data 2011-2016					
	2011	2012	2013	2014	2015	2016
C-1-Traffic Fatalities	0	1	2	2	2	0
C-2-Serious Traffic Injuries (Incapacitating)	8	5	1	1	1	16
C-3-Fatalities/VMT Total	N/A	N/A	N/A	N/A	N/A	N/A
C-3-Fatalities/VMT - Rural	N/A	N/A	N/A	N/A	N/A	N/A
C-3-Fatalities/VMT - Urban	N/A	N/A	N/A	N/A	N/A	N/A
C-4-Unrestrained Passenger Vehicle Occupant Fatalities in all seating positions	0	0	1	0	1	0
C-5-Alcohol Related Fatalities	0	0	1	0	0	0
C-6-Speed Related Fatalities	0	1	1	0	2	0
C-7-Motorcycle Fatalities	0	0	0	0	1	0
C-8-Unhelmeted Motorcyclist Fatalities	0	0	0	0	1	0
C-9-Drivers Age 20 or younger involved in fatal crashes	0	0	0	0	1	0
C-10-Pedestrian Fatalities	0	0	0	0	1	0
Not in Traffic System (NITS)	1	1	1	2	NC	NC
B-1 Observe seat belt use for passenger vehicles, front seat outboard occupants (%)	77	75	77	77	77	83
A-1 Seat belt citations issued during grant Funded enforcement activities	1723	1185	NC	1139	1085	912
A-2 Impaired driving arrests made during grant funded enforcement activities	201	139	106	117	76	34
A-3 Speeding citations issued during grant Funded enforcement activities	1590	1660	1770	1961	101	326
Number of persons injured	78	70	68	108	76	130
Total Crash	388	437	590	680	544	691
Alcohol related crashes	6	13	66	48	10	17
Speed related crashes (by community municipality)	66	2	4	0	2	3
Total DUI Arrest	201	146	106	117	76	34
Alcohol related injuries	78	58	53	78	74	83
Child restrain citations	N/A	N/A	N/A	193	167	164

1.3 Program Focus Areas/Challenges

The Highway Safety Office and the Department of Public Safety, Traffic Division continued to make significant progress.

The following program areas were focused on in the OHS' FFY 2016 Highway Safety Plan, page 1. These included:

1. **Occupant Protection** – Compliant rate for seat belt usage and child passenger safety restraints used in American Samoa has significantly increased from an average of 77% from 2011 to 2015 to 83% in 2016 reaching the national level for the first time.
2. **Alcohol** – Impaired driving has increased with drugged driving been identified as a problem
3. **Speed** – From 2011-2015, speed citations with an average of over 1400 issued during grant funded enforcement activities has decreased tremendously in 2016. Increased public awareness and education has played a major role and a contributing factor to this success.
4. **Traffic Records** – Continue on improving timeliness, accuracy, completeness, uniformity, compatibility, and integration of traffic records for problem identification and performance measurement.
5. **Planning and Administration** – The coordination, monitoring, and evaluation of highway safety projects.

Table 2 shows the goals of OHS for mitigating these problems in American Samoa.

Table 2. FFY 2016 Highway Safety Program Area Goals

Program		FFY 2016
Occupant	▪	Increase Island wide observed seat belt use of front seat outboard occupants in passenger vehicles by enforcement & Media campaign
	▪	Increase Car Seat usage on island by promoting awareness to Child Safety Restraint law through paid media
	•	Continue Safe Community and Roadway Safety Programs including village police and churches
Alcohol	•	Support Law Enforcement Campaign of DSOGPO
	•	Continue to maintain zero DUI related traffic fatalities in FY2016 through paid media to raise public awareness
	•	Provide incentives used during community outreaches for contest and sponsorships
Speed	▪	Reduce the role of speeding in highway fatality
	▪	Increase speed enforcement
	▪	Coordinate community outreaches for public awareness through incentives and sponsorships
Pedestrian	▪	Increase involvement of partners in pedestrian safety
	▪	Increase public awareness
Planning & Administration	▪	Provide management, supervision and support for all the activities of the island traffic safety program
Traffic Record	▪	Continue enhancement of OSCAR
	▪	Continue developing and piloting of E-Citation
	▪	Continue enhancement of Traffic Data Collection
Police Traffic Service	▪	Increase Visible Enforcement
	▪	Increase HVE resources

1.4 Accomplishments

American Samoa achieved some improvements in FFY 2016. A brief summary of these accomplishments is provided below and more detail is provided in Section 3 of this annual report.

Traffic Records:

- Interface of Attorney General's Office to OSCAR is completed.
- Interface between High Court and OSCAR is currently in progress and progressing smoothly.

Planning and Administration:

- OHS completed and submitted Highway Safety Plan to NHTSA.
- OHS applied for and was awarded Section 405(c) grant.

2.0 Trends in American Samoa Highway Safety Data, 2011 - 2016

The following figures provide "Select Performance Measures" that the Governors Highway Safety Association recommended.

Year 2016 is the most recent year that most data sets available. The highway safety programs performance measures for 2011 to 2016 trends are highlighted in the graphs below.

2.1 Performance Measures

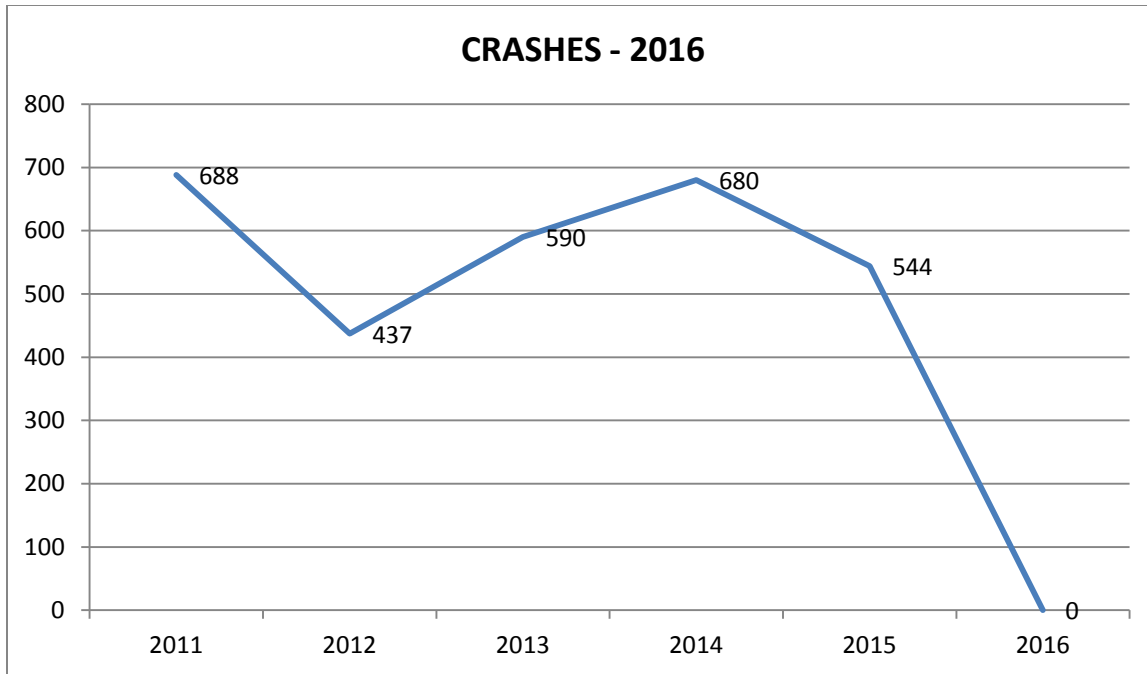


Figure 1. Number of crashes decreased. Baseline (2011)

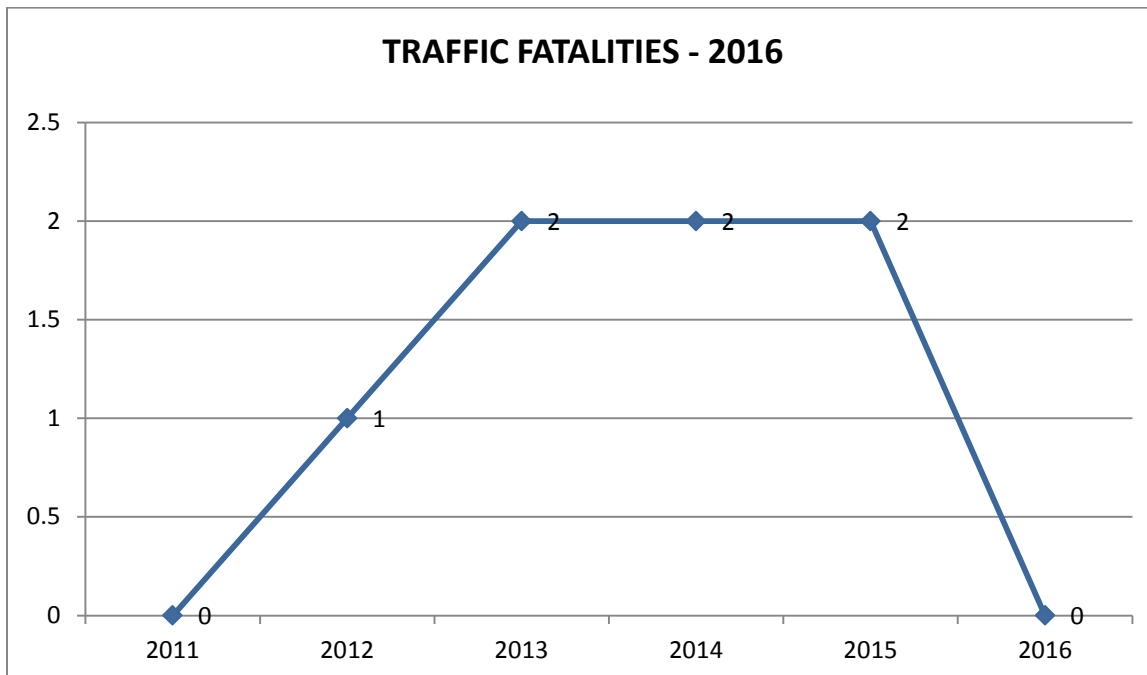


Figure 2. Number of Fatalities

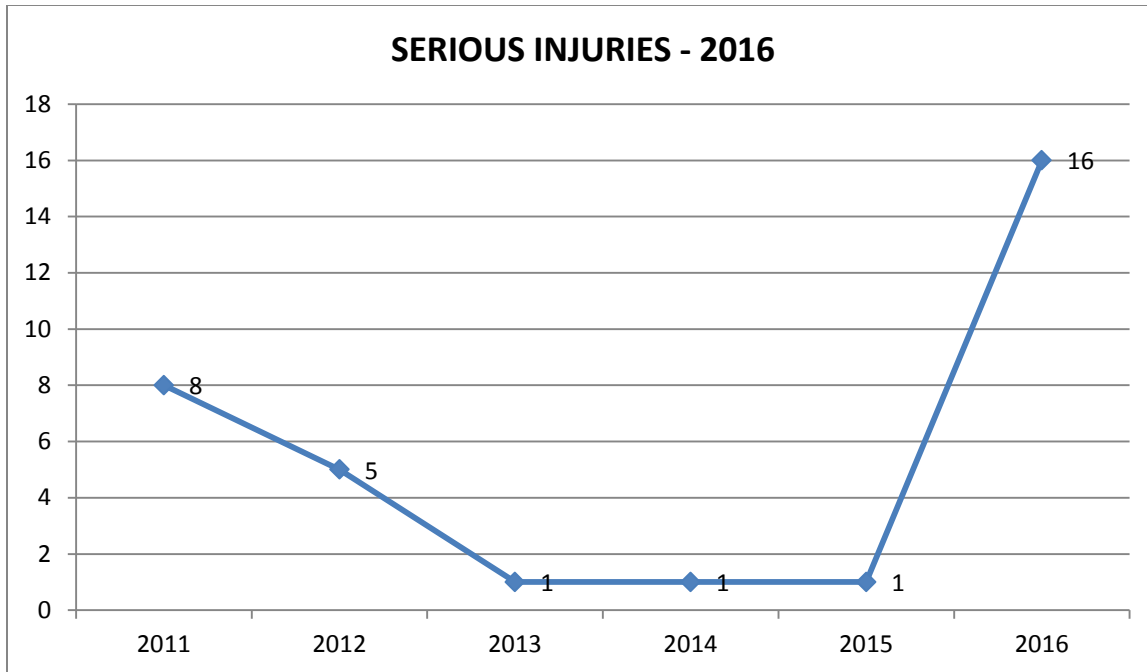


Figure 3. Number of serious injuries

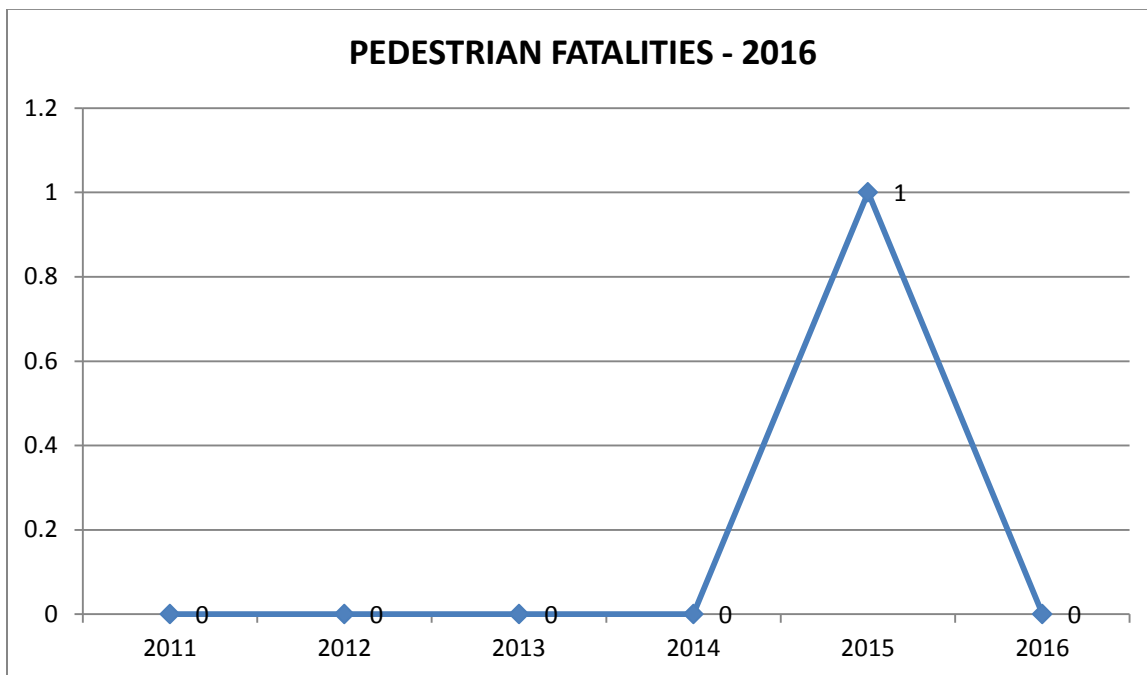


Figure 4. Number of Pedestrian Fatalities

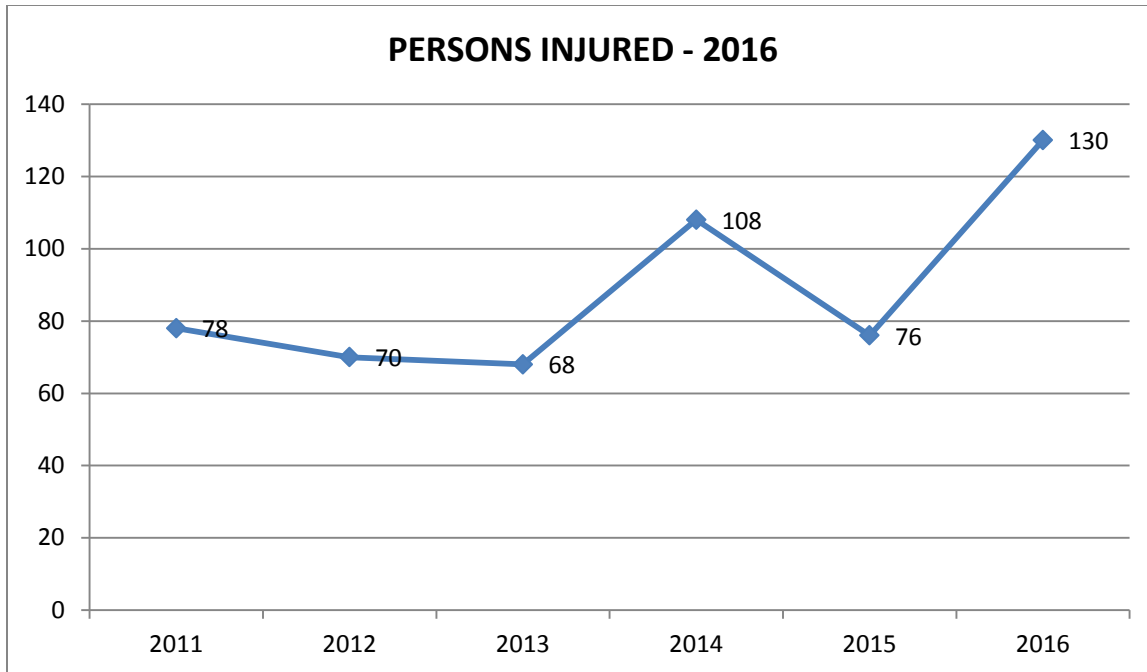


Figure 5. Number of Persons Injured

2.2 Program Area Performance Measures

Impaired Driving

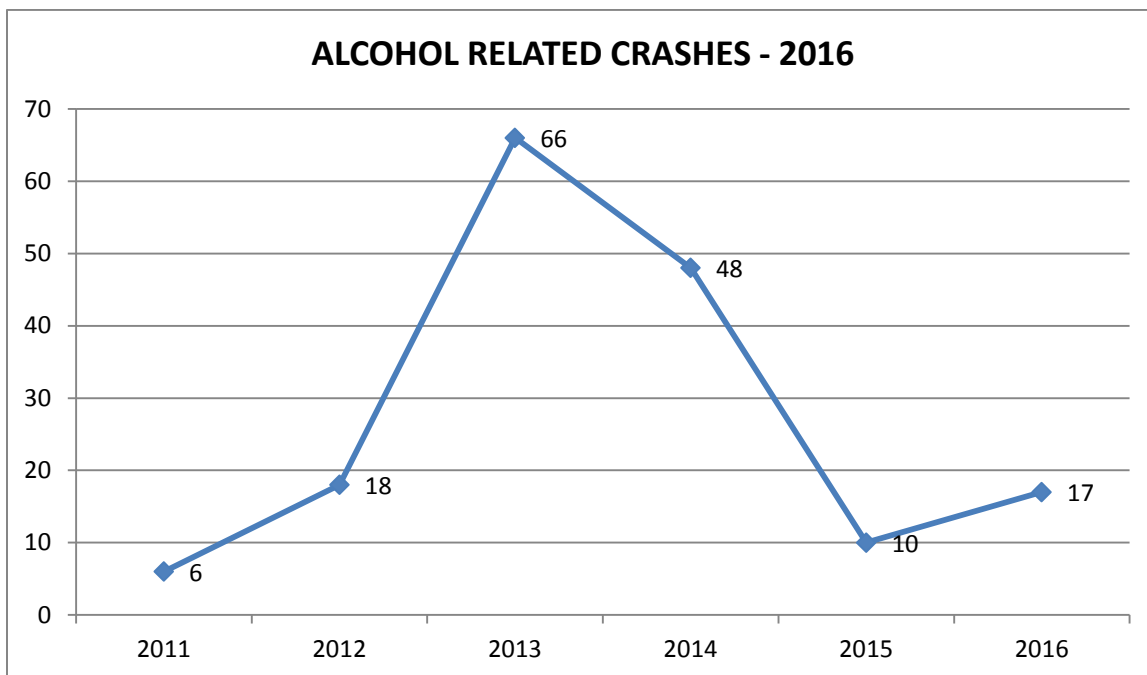


Figure 6. Alcohol Related Crashes

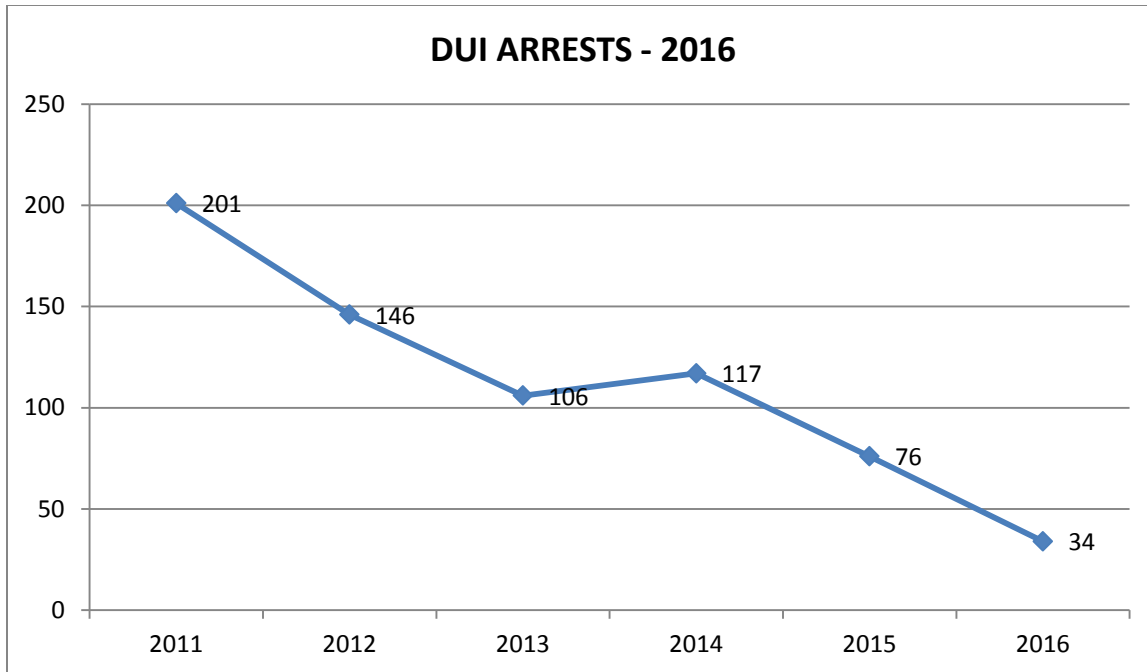


Figure 7. Number of Impaired Driving Arrests

Occupant Protection

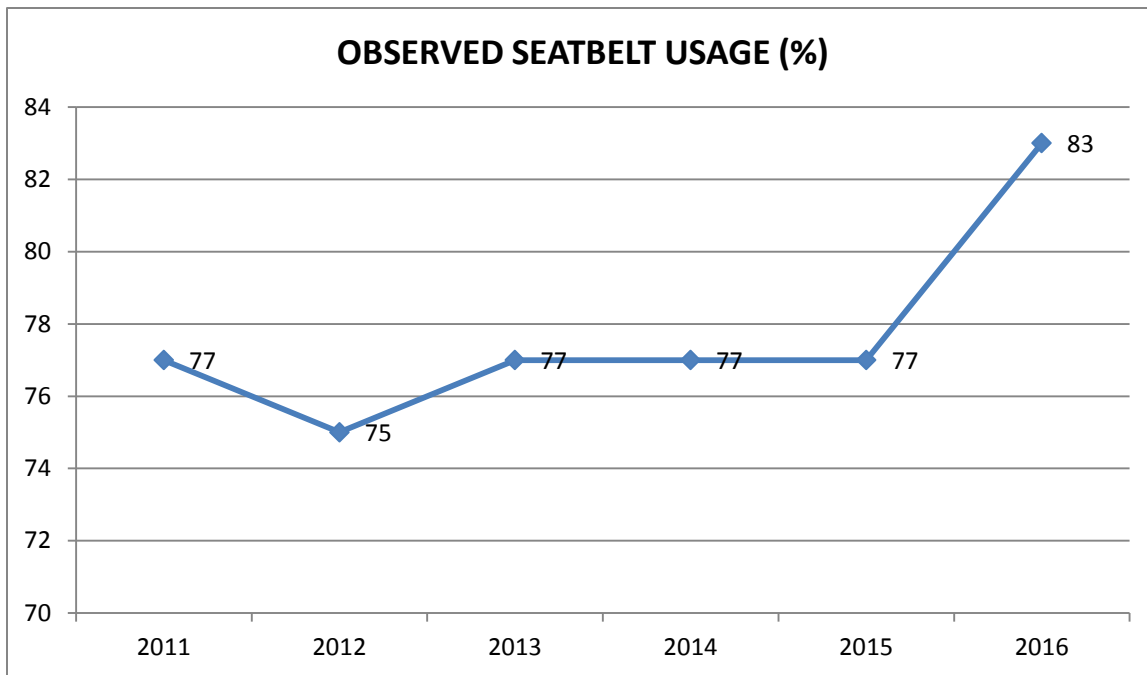


Figure 8. Observed Seatbelt Usag

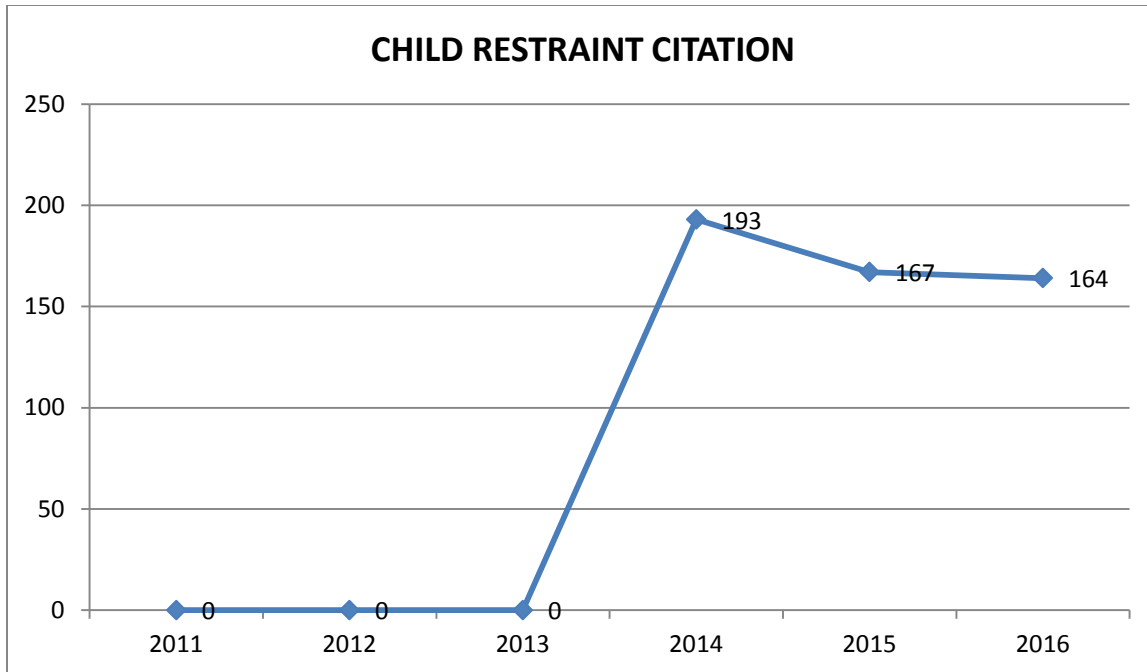


Figure 9. Number of Seatbelt Citations Issued (2011-2013 was not observed)

Speed

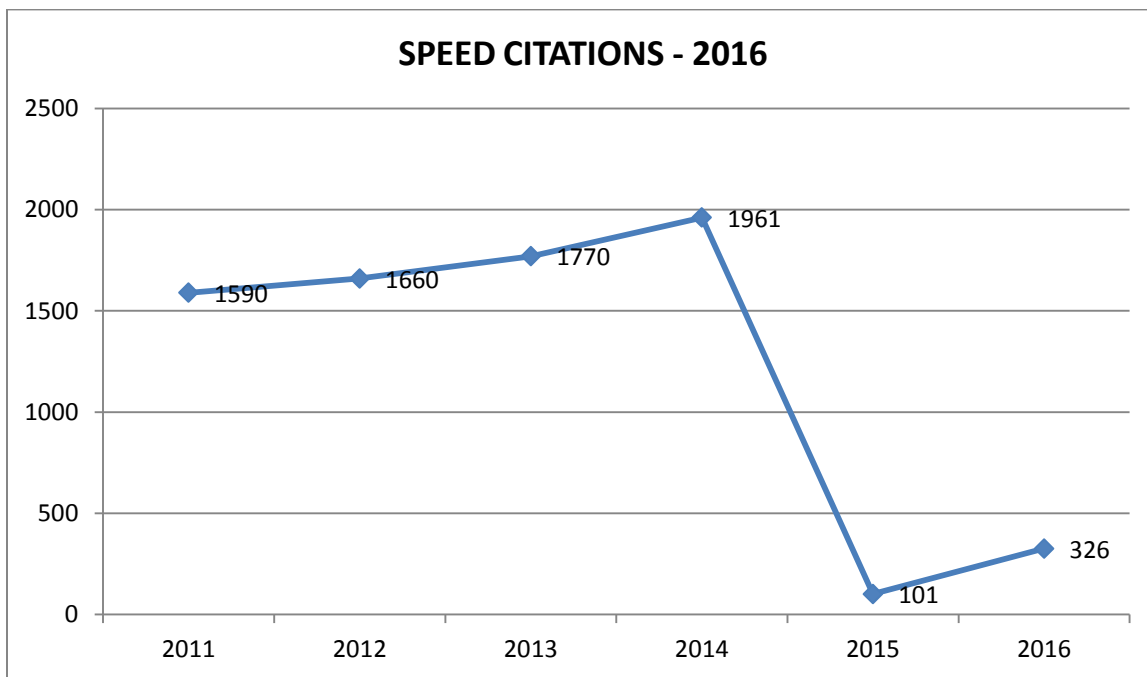


Figure 10. Number of Speed Citations Issued

3.0 Programs and Projects

The accomplishment and budget are described in this section.

3.1 Program Management

Planning & Administration Program Summary

Account	Funds	Program Activity	Planned	Expended
PA-2016	402	Planning & Administration	\$85,588.08	\$56,612.40

Goal

- Provide management, supervision and support for all the activities of the island traffic safety program

Planned Activities:

The Highway Safety Coordinator is responsible for the day to day operation of the agency. She administers the highway safety program, coordinates safety planning activities and resources with partners, monitors and manages budget. The Highway Safety Coordinator is very active in the Traffic Records Coordinating Committee and supervises the highway safety office staff.

Accomplishments:

- More community involvement in partnership and problem solving
- Share data with Motor Carrier Program to increase traffic enforcements
- Completed and delivered the FFY 2017 Highway Safety Plan to NHTSA.

Program Performance Measures

- Deliver the FFY 2017 Highway Safety Plan by July 1, 2016.

3.2 Alcohol Enforcement

Outreach and Enforcement

Account	Funds	Program Activity	Planned	Expended
AL-2016	402	HVE DUI Enforcement	\$118,398.77	\$87,453.95

Goal

- Support Law Enforcement Campaign of DSOGPO
- Continue to maintain zero DUI related traffic fatalities in FY2016
- Community outreaches through contests and sponsorships

Planned Activities

- Conduct DUI enforcements and participate in the National Drive Sober or Get Pulled Over campaign.
- Raise public awareness through paid media advertisement
- Outreaches provide incentives

Accomplishments

- Increased number of DUI enforcements
- Maintained Zero DUI related traffic fatalities in FY2016

Program Performance Measures

- Decreased DUI Arrests.
- Increased community awareness

3.3 Occupant Protection

Account	Funds	Program Activity	Planned	Expended
OP-2016	402	Program Management	\$138,621.43	\$91,924.65

Goal

- Increase enforcement and media campaign Island wide of observed seat belt use.
- Increase Car Seat usage on island by promoting awareness to Child Safety Restraint law through paid media
- Continue Safe Community and Roadway Safety Programs including village police and churches

Planned Activities

- Continue planned enforcement of safety belt use to achieve 82% use rate.
- Coordinate with local paid media to raise awareness in support of Child Passenger Safety program.
- Outreach.

Accomplishments

- American Samoa for the first time achieved 83% seat belt usage rate as opposed to previous years of 77% average. Increased enforcement of seat belt law during the national “Click It or Ticket” enforcement mobilization and CPS Week.

Despite American Samoa’s latest achievements, we will continue with enforcement and education with the hope to maintain or surpass the current percentage of usage in 2017.

Program Performance Measures

- Increased the Seatbelt use.
- Increased awareness of the “Click It or Ticket” (Fusi Pe Tusi) slogan through school competition.
- Increased outreach and community awareness.

3.4 Police Traffic Services

Account	Funds	Program Activity	Planned	Expended
PT-2016	402	Traffic Enforcement Services & Equipment	\$156,770.02	\$32,965.50

Goal

- Increase Visible Enforcement
- Increase HVE resources
- Increase saturation patrol

Planned Activities

- Continued enforcement to strive for zero fatalities.
- Provide more resource as enforcement demands

Accomplishments

- Provided much needed HVE resources

Program Performance Measures

- Increased of officers during major campaign
- More vehicle support for HVE
- 3 major sobriety checkpoints