

2022



ANNUAL REPORT

BRIAN KEMP
Governor

ALLEN POOLE
Director



PREPARED BY THE
GEORGIA
GOVERNOR'S OFFICE
OF HIGHWAY SAFETY

Prepared by:

Georgia Governor's Office of Highway Safety

7 Martin Luther King Jr. Dr. SW, Suite 643
Atlanta, GA 30334
Phone: (404) 656-6996
www.gahighwaysafety.org

Brian Kemp, Governor

Allen Poole, Director of GOHS

Jimmy Sumner, Deputy Director of GOHS

Scarlett Woods, Compliance Manager

Eshon Poythress, Program Director, Strategic Highway Safety Plan

Roger Hayes, Division Director, Law Enforcement Services

Laura Bohlander, Division Director, Financial Services

Jared Eaves, Division Director, Planning and Programs

Robert Hydrick, Division Director, Communications

Highway Safety Grant Programs

Kelly Sizemore, Occupant Protection

Katie Fallon, Young Adult/SADD/- Pedestrian/Bicycle/Motorcycle

Powell Harrelson, High Visibility Enforcement/ H.E.A.T.

Tanya Renaud, Georgia Traffic Records Coordinator

Josh Turner, Georgia Driver's Education Commission, Director

Statistical Analysis & Research Section

Ansley Kasha, Traffic Safety Research and Evaluation Group - University of Georgia

Shenee Bryan, GOHS Epidemiologist



Governor's Office of Highway Safety

7 Martin Luther King Jr Drive • Suite 643 • Atlanta, Georgia 30334
Telephone: 404.656.6996 or 888.420.0767 • Facsimile: 404.651.9107
www.gahighwaysafety.org

Brian P. Kemp
GOVERNOR

Allen Poole
DIRECTOR

December 28, 2022

Ms. Carmen Hayes
Regional Administrator
National Highway Traffic Safety Administration
Atlanta Federal Center
61 Forsyth Street, S.W.
Atlanta, Georgia 30303

RE: Federal Fiscal Year (FFY) 2022 Annual Report

Dear Ms. Hayes,

Please find enclosed the 2022 Georgia Highway Safety Program Annual Report. This document provides an overview of the state's highway safety efforts during the 2022 Federal Fiscal Year (FFY 2022). The 2022 Annual Report summarizes activities funded by the Georgia Governor's Office of Highway Safety (GOHS) in FFY 2022.

While returning to somewhat normal activities as the COVID-19 Pandemic continued to settle in 2022, Georgia faced challenges with the increase of roadway serious injuries and fatality crashes. GOHS program managers continued grant funded projects with innovative approaches on how to provide their programming to the many residents of Georgia.

GOHS is committed to ensuring all highway safety projects in Georgia are driven by data on the numbers and rates of crashes, injuries, and fatalities, and safety belt use in all 159 counties and over 500 cities and towns. This commitment to data-driven initiatives guarantees that communities across Georgia, regardless of location, receive appropriate assistance to address local issues. We are grateful for our numerous partners throughout the state for their commitment to making the GOHS mission a reality.

Sincerely,

Allen Poole, Director

cc: Mrs. Scarlett Woods, GOHS Compliance Manager
Mr. Jimmy Sumner, GOHS Deputy Director



An Equal Opportunity Employer

Table of Contents

1.0 EXECUTIVE SUMMARY	1
Summary of Accomplishments	1
Challenges	3
Changes to the 2023 Highway Safety Plan.....	5
2.0 ABOUT GOHS	7
Mission & Vision Statements	7
Program Overview.....	7
Legislative Update.....	8
3.0 STATE PERFORMANCE MEASURES	9
Problem Identification	9
2020-2021 Target Assessment Overview	11
FY2024 Highway Safety Plan	13
4.0 PARTNERS AND SAFETY PLANS	14
Traffic Safety Partners.....	14
Future Plans & Targets.....	16
5.0 FISCAL OVERVIEW.....	17
6.0 PROGRAM AREAS.....	19
6.1 Planning & Administration (402 PA).....	20
6.2 Communications (Paid Media).....	21
6.3 Community Traffic Safety Programs	46
6.4 Distracted Driving	48

6.5 Impaired Driving	50
6.6 Motorcycle Safety	54
6.7 Non-Motorized (Pedestrians & Bicyclists)	56
6.8 Occupant Protection	63
6.9 Police Traffic Services	69
6.10 Railroad Safety	86
6.11 Speed Management	88
6.12 Traffic Records	94
6.13 Teen Traffic Safety Programs	103
6.14 Evidence-Based Enforcement	109

APPENDICES **117**

Appendix A: Performance Measure Trends & Projections	118
Appendix B: Grants by Funding Source.....	131
Appendix C: Traffic Records - Section 405c Quantitative Progress Reports	137

1.0 Executive Summary

The Mission of the Georgia Governor's Office of Highway Safety is to educate the public on safe driving behaviors; to implement highway safety campaigns and programs that reduce crashes and eliminate injuries and fatalities on Georgia roadways. Georgia unveiled a new mission statement this year to show our commitment to eliminating traffic fatalities and serious injuries on the roadways of Georgia. GOHS has begun to incorporate the Safe System Approach into our programs and will continue to do so into the next grant cycle.

This annual report provides insight into Georgia's progress in achieving traffic safety performance measure targets established in the 2022 Highway Safety Plan (HSP), an overview of the projects and activities supported under the Plan, and the amount of funds expended on each prioritized highway safety area and program.

Summary of Accomplishments

- **Child Safety Seat Caravan**

The 2022 Georgia Child Safety Seat Caravan was held during Child Passenger Safety Week. Child Passenger Safety Week was from September 18th through September 24th. The Governor's Office of Highway Safety, DPH and its partners were able to host a successful CPS Week throughout the state. GOHS and DPH participated in five television interviews prior to CPS Week and 3 Interviews during CPS Week, including 1 virtual interview. GOHS updated two educational videos on tips and tricks for installing your car seat safely for CPS Week. Over 200 million people were reached through educational events and media campaigns. GOHS and GA DPH conducted in-person check events in 3 communities across the state, including Cairo, Hinesville, and Augusta. The traveling team also conducted onsite transportation education and evaluations for 9 daycares in 4 communities across the state. Assisted by the Regional Coordinators, mini-grantees through the Georgia Department of Public Health led traditional in-person community events on Saturday, the 24th. Overall, 333 seats were checked, and 310 seats distributed during CPS week, through DPH and mini grantees.

- **Strategic Highway Safety Plan Summit**

The 2022 SHSP Summit was held at the Georgia Tech Global Learning Center on September 7, 2022. There was a total of 76 attendees. The focus of the summit was Commercial Motor Vehicle Safety. The summit displayed a variety of topics and speakers. Presenters from various agencies and companies presented on the following topics: Data Overview- Large Trucks (Georgia Traffic Safety Fact Sheet), Safety Culture and Reducing Risk, FMCSA BIL and Grant Overview, CDL Updates, Motor Carrier Compliance: Who We Are and What We Do and Driven by Safety. Commissioner Spencer Moore presented the opening remarks, and Director Poole closed out the summit.

- **Governor's Challenge**

Federal fiscal year 2022 marked the 22nd anniversary of the Georgia Governor's Challenge, an annual banquet hosted by the Governor's Office of Highway Safety. The awards program recognizes statewide law enforcement agencies in nine different categories based on department size, as well as in several other specialty categories. Winners were announced during the awards banquet in Macon, Georgia on October 29, 2021.

- **AAA Summit**

GOHS joined AAA Georgia in April to host a one-day traffic safety summit "Enough! Putting the Brakes on Georgia Traffic Deaths." The summit was held in Macon and was attended by 118 highway safety advocates in engineering, enforcement, equity, education, and EMS from both rural and urban areas in the state. The program took an in-depth look at data and received input from attendees on new and innovative approaches and solutions to reducing traffic deaths in Georgia in the coming years.

Challenges

- **COVID-19**

In March 2020, the World Health Organization declared coronavirus (COVID-19) a world-wide pandemic, and the first detected case of COVID-19 in the state of Georgia was on March 2, 2020. The measures taken to control the spread of the virus greatly impacted GOHS-funded programs and activities. The full impact of COVID-19 on traffic fatalities and implementation of programs cannot be determined at the time of this report.

- **Youth Conference**

The Youth and Young Adult Conference was scheduled to be held February 25th-27th, 2022 at Callaway Gardens in Pine Mountain Georgia. This conference would have brought the Students Against Destructive Decisions (SADD) and Young Adult (YA) programs together to educate students about highway safety problems in their communities and provide them tools and resources to help strengthen and grow the programs. Unfortunately, there was a surge in the Omicron variant which required us to reschedule for safety reasons. Many schools were still under travel restrictions as well. It was decided to reschedule for August 21st-22nd based on availability from Callaway Gardens, but as that date came closer, the schools were unable to get enough participation due to being so new in the school year. There were only 12 participants registered by the deadline, so it was decided to cancel event entirely.

- **Grants Closed-Out Early or Not Implemented**

There were two grants that closed out early without completing their program. **Georgia Tech YA (YA-2022-402 TSP-019)** grant closed due to personnel issues they had once the grant was awarded. There was no one that was able to pursue the project. **Social Circle (TEN) PD (TEN-2022-402 PT-007)** had the coordinator leave the agency shortly after the grant was awarded. The coordinating agency was moved to a different law enforcement agency.

The **SADD (Students Against Destructive Decisions)** grants listed below were not able to obtain up-front funding from their respective high schools and therefore they were not able to implement their project in FFY2022. For FFY2023, The Governor's Office of Highway Safety decided to fund SADD National as the primary grantee, and all other local chapters would be umbrellaed under them.

Chattahoochee High School- SADD-2022-402 TSP-004
Warren County High School- SADD-2022-402 TSP-021
Pepperell High School- SADD-2022-402 TSP-007
Savannah BOE PD- GA-2022-402 TSP-181

In addition, the current SADD National President, Shreen Shavkani, is from Chattahoochee High School.

Due to several unforeseen agency administrator changes throughout the grant year, the **Fulton County Sheriff's Office (GA-2022-F.A.S.T. 405h FHX-031)** did not have the personnel in place to implement the project.

Changes to the 2023 Highway Safety Plan

According to TREG's 2021 preliminary fatality data¹, six (6) out of 12 traffic safety performance measures regressed in comparison to the previous year:

1. Overall fatalities (+9%, 154 more)
2. Suspected serious injuries (+17%, 1,331 more)
3. Unrestrained passenger vehicle occupant fatalities (+18%, 84 more)
4. Speed-related (+11%, 42 more)
5. Un-helmeted motorcyclist fatalities (+11%, 2 more)
6. Pedestrians (+14%, 39 more)

Out of the twelve (12) HSP traffic safety performance measure targets set for FY2021, Georgia met seven (7), did not meet four (4), and was on track for meeting one (1). Projections show that Georgia is not on track to meet or did not meet six (6) traffic safety performance measures in FY2022:

- C-1: Traffic fatalities
- C-3: Fatalities per 100M VMT
- C-4: Unrestrained passenger vehicle occupant fatalities
- C-6: Speeding-related fatalities
- C-10: Pedestrian fatalities
- B-1: Observed seat belt use for passenger vehicles

In the FY2024 Highway Safety Plan, Georgia will concentrate efforts on addressing all performance areas with a specific focus on these measures using a comprehensive approach that includes enforcement, education, and engineering strategies. GOHS will continue to support and fund programs and activities that successfully address each identified traffic safety concern.

¹ At the time of this report, the 2021 FARS dataset or preliminary aggregated traffic safety performance measure tables were unavailable. The target assessments were determined using 2021 preliminary fatality data obtained from the University of Georgia's Traffic Safety Research and Evaluation Group (TSREG). The data included in TSREG's data were derived from the Georgia Department of Transportation's (GDOT) daily fatality reports, cross-referenced with the Georgia Electronic Accident Reporting System's (GEARS) online database, and validated with GDOT's Fatal Crash Recording System (FCRS) database.

2.0 About GOHS

Mission & Vision Statements

The Mission of the Georgia Governor's Office of Highway Safety is to educate the public on safe driving behaviors; to implement highway safety campaigns and programs that reduce crashes and eliminate injuries and fatalities on Georgia roadways. Georgia unveiled a new mission statement this year to show our commitment to eliminating traffic fatalities and serious injuries on the roadways of Georgia. GOHS has begun to incorporate the Safe System Approach into our programs and will continue to do so into the next grant cycle.

The history of GOHS follows that of highway safety in the USA as a whole. In 1966, 50,894 people were killed in motor vehicle crashes in the U.S. and the rate of fatalities per 100 million miles of travel was 5.5. It was projected that, over a 9-year period, the number of fatalities would increase to 100,000 a year if Congress did not do anything to address the problem. Taking heed of these dire predictions, Congress enacted the Highway Safety Act of 1966. This legislation created a unique partnership among federal, state and local governments to improve and expand the nation's highway safety activities.

The Highway Safety Act of 1968 required governors to be responsible for the administration of the federal highway safety program in each state. The governor, through delegation of powers, had the authority to designate a Governor's Highway Safety Representative to administer the federally funded highway program. We design our programs and services with the goal of reaching every Georgia motorist. Safe driver behavior is our top priority, and we must persuade all Georgians to adopt a similar goal.

Program Overview

GOHS conducts enforcement campaigns (Click It or Ticket, Operation Zero Tolerance, H.E.A.T., 100 Days of Summer H.E.A.T., Hands Across the Border, and the Thunder Task Force), Young Adult and S.A.D.D. programs, Older Driver safety programs, the Yield Behind the Wheel campaign for farm equipment road safety (in partnership with the Georgia Department of Agriculture), Traffic Enforcement Networks, Safe Communities programs, bicycle and pedestrian safety programs, and child passenger safety programs.

To assist in its work of coordinating the state's Strategic Highway Safety Plan, GOHS has assembled 15 Task Teams corresponding to the emphasis areas in the SHSP. GOHS also hosts the Georgia Highway Safety Conference every other year, to bring state leaders in traffic

safety together to network, build partnerships, and share the latest traffic safety information with stakeholders from around the state.

Legislative Update

- The 2022 Georgia General Assembly Session ended on April 4, 2022. The Georgia General Assembly did pass SB 10, known as the “Jaye Mize Law”. SB 10 was signed by Governor Brian Kemp and took effect on July 1, 2022. The law raises the fine for a first conviction for street racing to \$1,000 and assesses six points against the offender’s driving record. The law also makes it illegal to promote street racing in Georgia.
- H.B. 1216 also took effect on July 1, 2022. It increases the fines and penalties for those convicted of fleeing a law enforcement officer in a vehicle and the offense is upgraded to a felony on a fourth conviction.
- The Georgia State Senate did defeat a bill that would have allowed drivers to use their wireless devices when stopped in traffic. A bill that would have amended Georgia’s Teen Driving law to allow drivers under 18 to have one non-family member passenger ride with them during the first six months of their license did pass the Georgia State Senate but did not make it out of the Georgia House of Representatives.
- The Georgia House of Representatives did pass HB 202, which would extend the surcharge added to traffic fines in Georgia to pay for driver’s education scholarships. HB 202 also called for raising the surcharge from 1.5 to 3% of the total fine. The bill though did not pass the Georgia State Senate and by law the surcharge was stopped being collected on traffic citations issued after June 30, 2022.
- All bills filed in the Georgia General Assembly during the 2021 and 2022 sessions that were not passed by both chambers are no longer under consideration.

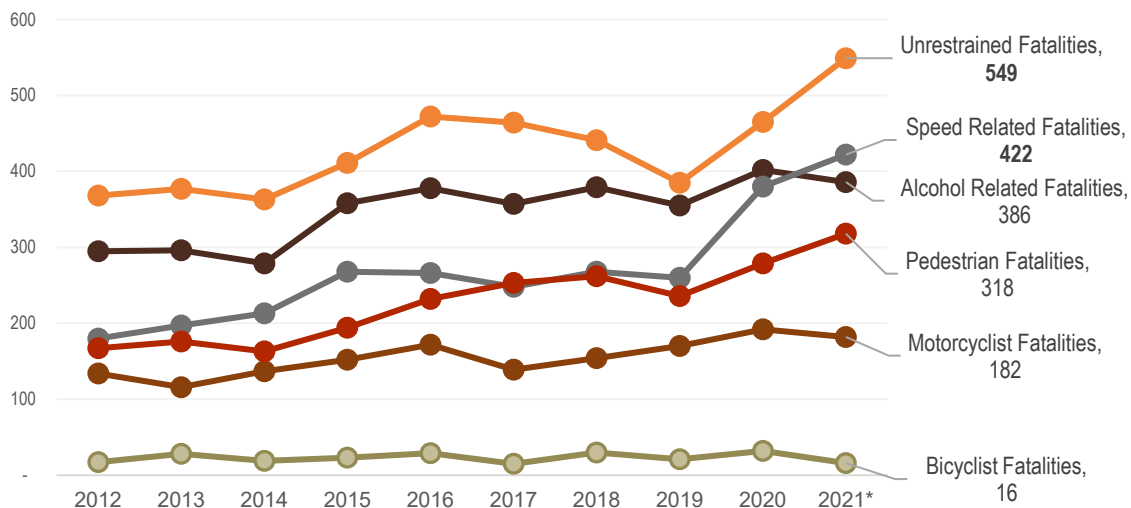
3.0 State Performance Measures

Problem Identification

According to preliminary data, Georgia experienced 1,818 traffic fatalities on public roadways in 2021. The number of roadway fatalities increased by 9% (net 154 count increase) compared to the previous year. During the early months of 2020, Georgia initiated a statewide response to the COVID-19 public health emergency. As traveling patterns are returning to pre-pandemic norms, as shown by the statewide vehicle miles traveled, drivers and other roadway users are engaging in riskier behaviors, including speeding, driving under the influence of alcohol, and not using seat belts.

GOHS recognizes the need to address specific causes of motor vehicle fatalities across the following traffic safety performance measures: unrestrained fatalities, alcohol-related fatalities, pedestrian fatalities, speed-related fatalities, motorcyclist fatalities, and bicyclist fatalities. The figure below shows the trend of each measure across the past decade (2012-2021).

TRAFFIC SAFETY CORE PERFORMANCE MEASURE TRENDS (2012-2021*)



*2021 Preliminary numbers from Traffic Safety Research and Evaluation Group (TSREG) Preliminary Fatality Data

- **Unrestrained Fatalities:** The number of unrestrained passenger fatalities increased by 18 percent from 465 unrestrained fatalities in 2020 to 549 in 2021. Despite Georgia's high observed seat belt use (94.9 percent in 2021), 45 percent of passenger vehicle occupants who were fatally injured in traffic crashes were unrestrained (549 out of 1,213) in 2021. In 2020, 43 percent of passenger vehicle occupants who were fatally injured in traffic crashes were unrestrained (465 out of 1,072).
- **Alcohol-Related Fatalities:** *Alcohol test results are imputed values; therefore, 2021 FARS and state preliminary data or estimates were unavailable at the time of reporting.* In 2020, there were 402 fatalities in motor vehicle traffic crashes involving drivers with BACs of .08 g/dL or higher. These alcohol-impaired driving fatalities accounted for 24 percent of all motor vehicle traffic fatalities in Georgia in 2020. Fatalities in alcohol-impaired-driving crashes increased by 13 percent (353 to 402 fatalities) from 2019 to 2020. The Georgia counties with the highest alcohol-related fatalities in 2020 were: Fulton (42), Dekalb (22), Gwinnett (18), Clayton (17), and Cobb (16).
- **Speed-Related Fatalities:** The number of speed-related fatalities increased by 46 percent, from 380 in 2020 to 422 in 2021. The proportion of speed-related fatalities increased from 17 percent in 2019 to 23 percent in 2021. Georgia counties with the highest number of speed-related fatalities in 2020 are Fulton (40), Dekalb (33), Clayton (17), and Richmond (17).
- **Pedestrian Fatalities:** In 2021, there were 318 pedestrians fatally injured in the state of Georgia – 17 percent of all traffic fatalities were pedestrians. The 318 pedestrian fatalities in 2021 is a 17 percent increase from the 279 pedestrian fatalities in 2020. The Georgia counties with the highest number of pedestrian fatalities in 2020 are Dekalb (53), Fulton (44), Clayton (20), Bibb (14), Chatham (14), and Gwinnett (14).
- **Motorcyclist Fatalities:** In 2021, there were 182 motorcyclists fatally injured in Georgia motor vehicle traffic crashes – a decrease of 5 percent from the 192 motorcyclists fatally injured in 2020. The number of un-helmeted motorcyclist fatalities increased by two in 2021 compared to 2020. The Georgia counties with the highest number of motorcyclist fatalities in 2020 are Dekalb (16), Cobb (14), Fulton (11), and Clayton (9).
- **Bicyclist Fatalities:** In 2021, there were 16 bicyclists fatally injured in the state of Georgia – a 50% reduction compared to 2020. The count of bicyclist fatalities decreased from 32 in 2020 to 16 in 2021. The Georgia counties with the highest number of bicyclist fatalities in 2020 are Bartow (2) and Lowndes (2).

Although these crash statistics paint a tragic picture, there are ways to reduce the risk of crashes, injuries, and fatalities. Strong law enforcement, effective highway safety legislation, improved road designs, public education and information, and community support, are among the proven means of reducing crashes, injuries, and fatalities.

2020-2021 Target Assessment Overview

Each year, GOHS establishes new Highway Safety Plan (HSP) targets for 12 core traffic safety outcomes and behavioral measures. These measures are developed by The National Highway Traffic Safety Administration (NHTSA) and The Governor's Highway Safety Association (GHSA). GOHS uses these targets and the annual assessment of the targets to develop, implement, and support programs that are aimed at reducing traffic crashes, injuries, and fatalities on Georgia roadways.

According to TREG's 2021 preliminary fatality data², six (6) out of 12 traffic safety performance measures regressed in comparison to the previous year:

7. Overall fatalities (+9%, 154 more)
8. Suspected serious injuries (+17%, 1,331 more)
9. Unrestrained passenger vehicle occupant fatalities (+18%, 84 more)
10. Speed-related (+11%, 42 more)
11. Un-helmeted motorcyclist fatalities (+11%, 2 more)
12. Pedestrians (+14%, 39 more)

Out of the twelve (12) HSP traffic safety performance measure targets set for FY2021, Georgia met seven (7), did not meet four (4), and was on track for meeting one (1). Projections show that Georgia is not on track to meet or did not meet six (6) traffic safety performance measures in FY2022:

- C-1: Traffic fatalities
- C-4: Fatalities per 100M VMT
- C-4: Unrestrained passenger vehicle occupant fatalities
- C-6: Speeding-related fatalities
- C-10: Pedestrian fatalities
- B-1: Observed seat belt use for passenger vehicles

The table on the next page provides the FY2022 and FY2021 statuses of the core performance measures, as the state of Georgia continues to work toward the ultimate goal of zero roadway fatalities.

² At the time of this report, the 2021 FARS dataset or preliminary aggregated traffic safety performance measure tables were unavailable. The target assessments were determined using 2021 preliminary fatality data obtained from the University of Georgia's Traffic Safety Research and Evaluation Group (TSREG). The data included in TSREG's data were derived from the Georgia Department of Transportation's (GDOT) daily fatality reports, cross-referenced with the Georgia Electronic Accident Reporting System's (GEARS) online database, and validated with GDOT's Fatal Crash Recording System (FCRS) database.

Assessment of Results in Achieving Performance Targets for FY22 & FY21

Traffic Safety Performance Measure		FY2022				FY2021			
		Target Year(s)	Target Value	Projected Value ³	Progress Status	Target Year(s)	Target Value	Actual Value	Progress Status
C-1	Number of traffic fatalities (FARS)	5-year: 2018-2022	1,671	1,679	● Not on Track	5-year: 2017-2021	1,715	1,604	● Met
C-2	Number of serious injuries ⁴ in traffic crashes (GDOT)	5-year: 2018-2022	8,443	7,945	● On Track	5-year: 2017-2021	6,407	7,109	● Not Met
C-3	Fatalities per 100M VMT (FARS)	5-year: 2018-2022	1.21	1.32	● Not on Track	5-year: 2017-2021	1.23	1.27	● Not Met
C-4	Number of unrestrained passenger vehicle occupant fatalities (FARS)	5-year: 2018-2022	446	474	● Not on Track	5-year: 2017-2021	527	461	● Met
C-5	Number of fatalities in crashes involving a driver or motorcyclist with a BAC of .08+ (FARS)	5-year: 2018-2022	399	395**	● On Track**	5-year: 2017-2021	394	386**	● On Track**
C-6	Number of speeding-related fatalities (FARS)	5-year: 2018-2022	301	350	● Not on Track	5-year: 2017-2021	305	316	● Not Met
C-7	Number of motorcyclist fatalities (FARS)	5-year: 2018-2022	180	171	● On Track	5-year: 2017-2021	166	167	● Not Met
C-8	Number of un-helmeted motorcyclist fatalities	5-year: 2018-2022	26	19	● On Track	5-year: 2017-2021	28	17	● Met
C-9	Number of drivers aged 20 or younger involved in fatal crashes (FARS)	5-year: 2018-2022	202	195*	● On Track	5-year: 2017-2021	222	192*	● Met
C-10	Number of pedestrian fatalities (FARS)	5-year: 2018-2022	281	287	● Not on Track	5-year: 2017-2021	300	270	● Met
C-11	Number of bicyclist fatalities (FARS)	5-year: 2018-2022	25	22	● On Track	5-year: 2017-2021	27	23	● Met
B-1	Observed seat belt use for passenger vehicles (State observational survey)	1-year: 2022	90.0%	89.3%	● Not Met	1-year: 2021	94.1%	94.8%	● Met

**FARS alcohol test results are imputed; therefore, 2021 preliminary data or estimates were not available during the time of reporting. The 2020 FARS was used to determine the progress states and project the 5-year moving average of alcohol-related fatalities for 2017-2021 and 2018-2022.

* Due to limitations in the 2021 TREG preliminary fatality dataset, estimates of young drivers involved in fatal crashes were obtained from Numetric (extracted December 2022).

³ 2022 Target performance status was determined using statistical projections. See **Appendix A** for projection calculations and a description of trends for each performance measure.

⁴ Note that the GDOT, GOHS, and the State Highway Safety Plan (SHSP) data teams are currently standardizing the definition of 'serious injury,' which is subject to change. Any changes in the 'serious injury' definition as a result of using the updated crash form will impact the final datasets. This will lead to changes in the final counts presented in future data reporting and calculations of annual targets.

FY2024 Highway Safety Plan

The 2018-2022 target projections show that Georgia is not on track to meeting six (6) performance measures:

- C-1: Traffic fatalities
- C-4: Fatalities per 100M VMT
- C-4: Unrestrained passenger vehicle occupant fatalities
- C-6: Speeding-related fatalities
- C-10: Pedestrian fatalities
- B-1: Observed seat belt use for passenger vehicles

In the FY2024 Highway Safety Plan, Georgia will concentrate efforts on addressing all performance areas with a specific focus on these measures using a comprehensive approach that includes enforcement, education, and engineering strategies. GOHS will continue to support and fund programs and activities that successfully address each identified traffic safety concern.

Efforts to Address Prioritized Traffic Safety Performance Measures

C-1: Traffic fatalities

C-3 Fatalities per 100M VMT

- Continue the high-visibility enforcement (HVE) strategies to deter risky driving, specifically speeding, distracted driving, impaired driving, and unrestrained passengers

C-10: Pedestrian fatalities

- Support research efforts to investigate the number of pedestrian fatalities and serious injuries that occur in safety zones (i.e., walking to school buses, safe routes to schools, etc.)
- Work with local law enforcement and local community leaders/liaisons to educate the public on ways to enhance conspicuity, along with other traffic safety campaigns specific to communities that experience higher rates of pedestrian crashes.
- Support GDOT and other engineering efforts to improve the roadway infrastructure for pedestrians, bicyclists, and other non-motorists (i.e., e-scooters and personal conveyances).

C-6: Speeding-related fatalities

- Continue the high-visibility enforcement (HVE) strategies among grantees to deter speeding in specific locations and times where speeding-related crashes are higher.
- Support partners (local and private) that implement automated enforcement in specific areas.
- Continue communications, outreach, and messaging that support speeding management and enforcement.

C-4: Unrestrained passenger vehicle occupant fatalities

B-1: Observed seat belt use for passenger vehicles

- Release the "**Rural Roads**" Georgia Traffic Safety Facts and accompanying Issue Brief to understand how driving behaviors on rural roads.
- Continue communications, outreach, and messaging that support seat belt use.
- Continue the high-visibility enforcement (HVE) strategies among grantees

4.0 Partners and Safety Plans

Traffic Safety Partners

GOHS partners with many other agencies, nonprofits, businesses, grantee organizations, and other stakeholders.

GOHS has partnerships with the Georgia Department of Transportation (GDOT), Department of Driver Services (DDS), Department of Public Safety (DPS), Department of Public Health (DPH), and Department of Agriculture; the Georgia Office of EMS and Trauma, Georgia Trauma Commission, and Georgia Traffic Records Coordinating Committee (TRCC); the Prosecuting Attorneys' Council of Georgia (PAC); the Georgia Association of Metropolitan Planning Organizations (GAMPO); SafeKids of Georgia; the Shepherd Center (one of the nation's premier treatment centers for spinal cord and brain injuries); TEAM Georgia (a coalition dedicated to preventing impaired and distracted driving); and MADD Georgia.

The Georgia Strategic Highway Safety Plan (SHSP) is a data-driven, comprehensive, multidisciplinary plan that integrates the "4 safety E's"- engineering, education, enforcement, and emergency medical services. The 2022-2024 SHSP establishes statewide traffic safety performance goals and emphasis areas where substantial progress can be made to improve traffic safety for all road users.

The SHSP identifies multiple key emphasis areas considered to be the top contributing factors of crashes, serious injuries, and fatalities in Georgia. Emphasis area task teams comprise of champions, practitioners, safety advocates, executive leaders, non-profit agencies, community members and local/state government agencies. These partners work together to implement comprehensive traffic safety countermeasures statewide to reduce traffic safety concerns, implement countermeasure approaches statewide efficiently, and identify potential funding to support the continuation of efforts.

The FY2023 Task Teams, Emphasis Areas and their Leaders are:

Occupant Protection	Nadira Bolden Georgia Department of Public Health
Roadway Departure & Intersection Safety	Laura Nesbitt Georgia Department of Transportation Kelli Roberts Georgia Department of Transportation
Impaired Drivers	MADD Georgia
Young Adult Drivers	Emma Harrington, Shepherd Center
55+ Drivers	Jim Kelly Georgia Department of Public Health Lila Ralston Georgia Department of Public Health
Pedestrians	Ron Knezevich Georgia Department of Transportation
Bicyclists	Ron Knezevich Georgia Department of Transportation
Commercial Motor Vehicle/Heavy Trucks	Captain Tony Pilcher, Motor Carrier Compliance Division, DPS
Distracted Driving	Dave Adams, Georgia Department of Transportation
Trauma System/ EMS	Elizabeth Atkins, Georgia Trauma Care Network Commission
Traffic/Crash Records and Data Analysis	Tanya Renaud, Governor's Office of Highway Safety
Traffic Incident Management Enhancement (TIME)	Greg Morris, Federal Highway Administration
Risk Analysis and Evaluation (Data Team)	Denise Yeager, Georgia Department of Public Health
Motorcycle Task Team	Holly Hegyesi, Georgia Department of Driver Services

Future Plans & Targets

Strategic Highway Safety Plan (SHSP)

The Strategic Highway Safety Plan (SHSP) is Georgia's comprehensive transportation plan. The performance measures and targets listed in the FY2022 Highway Safety Plan were coordinated with the data, targets, and activities identified in Georgia's SHSP.

Georgia's SHSP provided strategic direction for other state plans, such as the Highway Safety Improvement Program (HSIP), the Highway Safety Plan (HSP), and the Commercial Vehicle Safety Plan (CVSP). The current plan was updated and in place during FY 2022 and will be in place through FY 2023. Georgia is currently in the implementation phase of the 2022-2024 Georgia SHSP. Link to the 2019-2021 Georgia SHSP:

<https://www.gahighwaysafety.org/highway-safety/shsp/>.

The 2022 SHSP Summit was held at the Georgia Tech Global Learning Center on September 7, 2022. There was a total of 76 attendees. The focus of the summit was Commercial Motor Vehicle Safety. The summit displayed a variety of topics and speakers. Presenters from various agencies and companies presented on the following topics: Data Overview- Large Trucks (Georgia Traffic Safety Fact Sheet), Safety Culture and Reducing Risk, FMCSA BIL and Grant Overview, CDL Updates, Motor Carrier Compliance: Who We Are and What We Do and Driven by Safety. Commissioner Spencer Moore presented the opening remarks, and Director Poole closed out the summit.

Other Future Plans

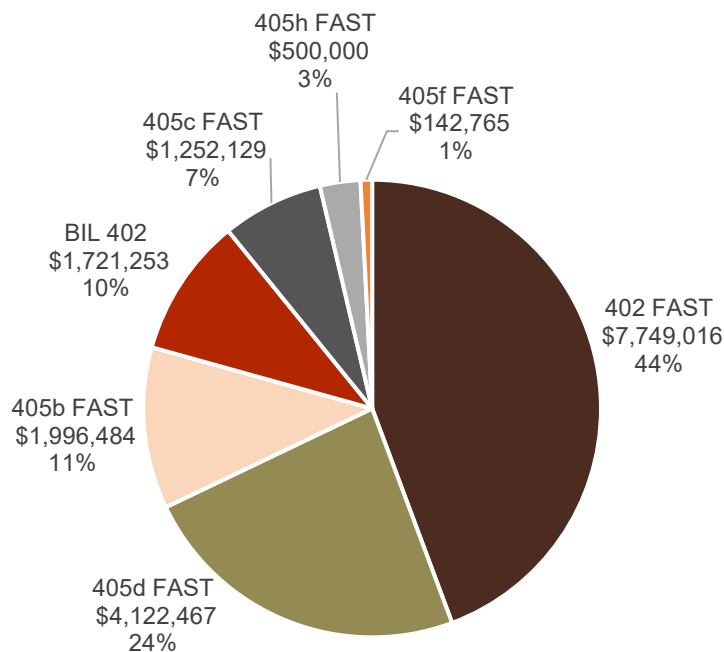
- **GOHS Highway Safety Conference**
GOHS will hold its 2023 Adult Highway Safety Conference in August.
- **FY2024 Highway Safety Plan**
In FY2023, GOHS will update and submit the Highway Safety Plan for FY2024.

5.0 Fiscal Overview

The Georgia's Governor's Office of Highway Safety funds programs and based on the annual assessment of highway safety problems in Georgia. GOHS funds and support effective countermeasures and innovative programs designed to address the prioritized traffic safety issues identified each fiscal year. In FFY2022, a total of **\$17.4 million** was allocated to state and local governmental agencies to implement traffic safety programs and grants.

Appendix B shows the FY2022 GOHS grant award amounts and total expenditures by funding source and program area.

FFY 2022 TOTAL EXPENDITURES BY FUNDING SOURCE, \$17.4 M



In FFY2022, **\$17,484,114.78** was expended across all GOHS program areas. The figure below shows the total expenditures across all program areas in FFY2022.

FFY 2022 TOTAL EXPENDITURES (\$17.4 M) BY PROGRAM AREA



*Police Traffic Services financial grouping includes the following sub-program areas:

- **Aggressive Driving** with Highway Enforcement of Aggressive Traffic (HEAT) = \$ 2,966,180.55
- **Evidence Based Enforcement** with the Traffic Enforcement Networks (TENs) = \$ 239,583.95
- **Police Traffic Services** = \$ 1,384,850.67

6.0 Program Areas

- 6.1 **Planning & Administration (402 PA)**
- 6.2 **Communications (Media)**
- 6.3 **Community Traffic Safety Program**
- 6.4 **Distracted Driving**
- 6.5 **Impaired Driving (Drug & Alcohol)**
- 6.6 **Motorcycle Safety**
- 6.7 **Non-Motorized (Pedestrian & Bicyclist)**
- 6.8 **Occupant Protection
(Adult & Child Passenger Safety)**
- 6.9 **Police Traffic Services**
- 6.10 **Railroad Safety**
- 6.11 **Speed Management**
- 6.12 **Traffic Records**
- 6.13 **Teen Traffic Safety**
- 6.14 **Evidence-Based Enforcement**



6.1 Planning & Administration (402 PA)

The Planning and Administration include internal grants that are responsible for the overall management and implementation of the Highway Safety Plan. In FY2022, GOHS funded one (1) project and expended a total of \$570,270.82 within this program area. The funded project under this program area is the 402 PA.

Funded Projects

The table below shows the grantee details for funded projects within Planning & Administration.

Grantee:	GAGOHS - Grantee		Grant Number:	GA-2022-492 PA-050
Project Title:	402 P&A		Funding Source:	402PA
Funded Amount:	\$570,270.82	Total Expended (Percent of Funded Amount Expended):	\$570,270.82 (100%)	
Project Description:	402 PA – This internal grant is responsible for the overall management of the Highway Safety Plan. The P&A grant supports eight (8) GOHS staff as follows: Director, Deputy Director, Executive Assistant, Finance Director, Grant Specialist III, Grant Specialist II, Financial Analyst III, and Network Administrator. P&A staff responsibilities include a continuous process of fact-finding and providing guidance and direction for achieving the greatest impact possible. The goal of the Planning and Administration staff is to make highway use less dangerous and to contribute to the quality of life in Georgia and the nation.			
Summary of Activities:	By assessing and meeting the training needs of GOHS staff, monitoring, and evaluating programs and activities, collecting, analyzing and disseminating data, managing budget and claims and monitoring compliance, and by supporting the implementation of the Highway Safety Plan, this grant contributed to all the state’s traffic safety goals.			



6.2 Communications (Paid Media)

Highlights

Communications (Paid Media) program area works collaboratively with other programs to promote safe driving practices in order to reduce the number of crashes, injuries, and fatalities on Georgia roadways. In FY2022, GOHS funded **six (6) projects** and expended a total of **\$4,067,769.50** within this program area. The funded projects under Communications include:

- 402PM (Paid Media)
- 405d M6X Paid Media (with Impaired Driving program area)
- 405 F M9X (with Motorcycle Safety program area)
- 405 B M1*CP Paid Media (with Community Traffic Safety Programs and Occupant Protection)
- 405 B M1 DD Paid Media (See Distracted Driving program area)
- 405 H FHX (with Non-Motorized program area)


In FY2022, the Governor’s Office of Highway Safety placed media buys in the six major media markets of Georgia, which includes Atlanta, Albany/Valdosta, Augusta, Savannah, Columbus, and Macon. As per Nielsen ratings for both television and radio, the number of people reached by each GOHS paid media campaign in these markets tabled below.

MARKET (Region)	PEOPLE REACHED	
	TV	RADIO
Atlanta	8,207,927	5,153,500
Albany/Valdosta	490,273	267,900
Augusta	779,945	503,000
Savannah	924,000	355,400
Columbus	525,200	229,600
Macon	626,378	392,800

Communications Overview

With the number of people dying in traffic crashes in Georgia and around the nation continuing to increase, the Governor's Office of Highway Safety returned to a pre-pandemic schedule in 2022 starting with the return of the Rural Road Safety event at the Sunbelt Agricultural Expo in Moultrie in October 2021. GOHS then partnered with the Georgia State Patrol for a Click It or Ticket flyaround to four cities in one day to promote seat belt use prior to the Thanksgiving Holiday travel period. The in-person media events were staffed by local television outlets in all four markets. In the spring, GOHS was able to partner for the first time in three years with the Georgia Department of Natural Resources for the "Belts & Jackets" safety tour. Although weather forced the cancellation of events in Cordele and Columbus, the two agencies along with the Georgia State Patrol, GOHS H.E.A.T. units, and Regional Traffic Enforcement Networks were able to hold the seat belt in vehicles and life jackets on the water safety news conference at Lake Lanier.

The holiday season saw GOHS, H.E.A.T. units, and Regional Traffic Enforcement Networks partner with Atlanta Motor Speedway for the annual "Drive Sober or Get Pulled Over" impaired driving prevention news conference at the Speedway's Media Center. GOHS and its neighboring states were targeting drunk and drugged driving during the 31st annual Hands Across the Border impaired driving prevention campaign leading into the Labor Day Holiday weekend. The northern leg had stops in Bremen, Dillard, and Augusta and the southern leg started in Columbus and moved on to Valdosta, and Kingsland before all teams finished the week in Savannah. This year's event featured GOHS staff and law enforcement officers giving a recap of the road checks following stops in Columbus, Augusta, and Savannah. GOHS, H.E.A.T. Units, and Regional Traffic Enforcement units joined Rabun County Sheriff Chad Nichols



in honoring Rabun County Detention Officer Courtney Zajdowicz, who was killed by drunk driver while traveling to her job at the Rabun County Jail in August of 2021.

Georgia joined friends from the other NHTSA Region 4 states for the annual "Operation Southern Slow Down" speed enforcement and education campaign. Formerly known as "Southern Shield", the mission remained the same for law enforcement officers in all five states to prevent speed-related fatalities through the enforcement of speed limits, seat belts, and all traffic enforcement laws. The week began with all five states joining for four kickoff news conferences held in four different cities at the same time. The goal was to send the message to all five states that speeding and aggressive driving will not be tolerated. All four news conferences drew all local television stations in the market and "Operation Southern Slow Down" was carried by media outlets across the country.

National Distracted Driving Awareness Month began with Georgia and Tennessee holding their annual news conference at the state line near Chattanooga featuring the NHTSA Region 4 office and state and local law enforcement officers from both states. After the event, officers in each state held distracted driving road checks in northwest Georgia and southeast Tennessee.

With pedestrian deaths continuing to increase across the United States, GOHS began a new equity project designed to bring pedestrian safety law education to metro Atlanta, which has the most pedestrian fatalities of any area in the state. GOHS partnered with Outfront Media to place "Stop for Pedestrians in Crosswalks" signage on bus stops, digital billboards, and poster billboards owned by MARTA. MARTA provides bus and light rail service in Fulton and DeKalb counties and their shelters are located on many of the roads where many fatal pedestrian crashes have occurred. GOHS was able to run these signs on 45 MARTA boards for 16-weeks from April through July. GOHS will bring the program back in 2023, but this time the project will run from February through May.

GOHS also worked with Georgia Department of Public Health's Child Occupant Safety Project to plan media coverage for National Child Passenger Safety Week. The



media plan included interviews with local television and radio talk shows that are geared towards mothers, grandmothers, and other child caregivers. GOHS also had news media coverage for child seat checks in Cairo, Hinesville, Americus, and Ringgold.

After almost one full year of planning, GOHS was able to launch a new website in February. The previous website was designed before mobile phones were available and was not formatted for those screens. The new GOHS website has been streamlined with fewer pages, updated links to vital highway safety information, new design for publications, new maps and features, and much more. GOHS also welcomed new Media Relations Specialist Angel Upshaw who will be working to keep the website updated as well as creating original content for social media.

Another new development in 2022 was the State of Georgia executing a new contract for Media Buying & Advertising Services with five new companies. These companies can not only handle the media campaigns for GOHS but can also develop new highway safety themed campaigns. GOHS is planning to use one of these vendors to develop an extensive multi-media highway safety paid media campaign in 2024.

Earned Media Events & Campaigns

FY2022 were supplemented throughout the year with the following earned media campaigns, which were executed with news conferences, social media messaging (please see Social Media Addendum at the end of this section) on Facebook/Twitter/Instagram and news releases sent to statewide print and broadcast media.

FY2022 EARNED MEDIA EVENTS

CAMPAIGN	LOCATION	DATE
Rural Road Safety	Moultrie	Oct 20, 2021
November CIOT	Atlanta, Macon, Albany, Columbus	Nov. 22, 2021
Holiday Impaired Driving Prevention	Hampton	Dec 14, 2021
Super Bowl 56	Statewide	Feb. 9, 2022
Thunder Task Force	Hinesville	March 3-5, 2022
St. Patrick's Day OZT	Statewide	March 15, 2022
Spring Distracted Driving Awareness	Dalton	April 4, 2022
Georgia Traffic Safety Summit	Macon	April 20, 2022
Memorial Day CIOT	Atlanta	May 26, 2022
July 4 th OZT	Statewide	June 28, 2022
Operation Southern Slow Down	Dalton, Augusta, Savannah, Columbus	July 18, 2022
Back to School Safety	Atlanta, Augusta, Columbus, Macon, Savannah	July 28-Aug 4, 2022
Hands Across the Border	Augusta, Bremen, Columbus, Dillard, Kingsland, Savannah, Valdosta	Aug 2-5, 2022
Child Safety Seat Awareness	Americus, Cairo, Hinesville, Ringgold	Sept 19-24, 2022
National Pedestrian Safety Month Kickoff	Atlanta	Sept 29, 2022

FY2022 EARNED MEDIA CAMPAIGNS

CAMPAIGN	PROGRAM AREA	DATE
Expo Rural Road Safety	Occupant Protection	October 2021
Teen Driver Safety Awareness	Teen Driving	October 2021
Thanksgiving Click It or Ticket	Occupant Protection	November 2021
Holiday Drive Sober or Get Pulled Over	Impaired Driving	December 2021
Super Bowl Drive Sober or Get Pulled Over	Impaired Driving	February 2022
St. Patrick's Day Drive Sober	Impaired Driving	March 2022
Spring Distracted Driving Awareness	Distracted Driving	April 2022
Memorial Day CIOT	Occupant Protection	May 2022
July 4 th OZT	Impaired Driving	June-July 2022
Operation Southern Slow Down	Speed Prevention/Occupant Protection	July 2022
Back To School Safety	Occupant Protection/Pedestrian Safety	July-August 2022
Hands Across the Border/Labor Day OZT	Impaired Driving	August-Sept. 2022
Child Passenger Safety Week	Occupant Protection	September 2022

Paid Media Campaigns

The GOHS paid media campaigns for FY2022 include the following:

- 2021 Georgia/Florida Impaired Driving Prevention Campaign
- 2021 Thanksgiving Click It Or Ticket (CIOT) Campaign
- 2021/2022 Holiday Drive Sober Campaign
- 2021/2022 Georgia Association of Broadcasters Occupant Protection, Distracted Driving, and Impaired Driving Campaign
- April 2022 Distracted Driving Awareness Campaign
- 2022 All South Highway Safety Team Impaired Driving and Occupant Protection Campaign
- 2022 Memorial Day Click It or Ticket Campaign
- 2022 Share The Road Bicycle Safety Campaign
- 2022 July 4th Operation Zero Tolerance/Drive Sober Campaign
- 2021-22 High School Football Occupant Protection Campaign
- 2021-22 Georgia Public Broadcasting BuckleUPGeorgia Occupant Protection Campaign
- 2022 Labor Day Operation Zero Tolerance/Drive Sober Campaign

The section below provides a detailed description of each campaign including the campaign dates, dollars spent, media formats, agency, and the population reached.

- **2021 Georgia/Florida Impaired Driving Prevention Campaign**

Dates: October 22-30, 2021

Budget Spent: \$27,000.00

Formats: Television, Radio, Digital

Agency: InterConnect

GOHS continued our partnership with the FDOT Safety Office for the annual Georgia/Florida Impaired Driving Prevention program during the week of the annual football game that draws hundreds of thousands of people to the Southeast Georgia/Northeast Florida area. The game has long tradition of being associated with alcohol consumption by fans in the area, which is why GOHS sponsored a weeklong television campaign on WTLV and WJXX stations, and FDOT Safety Office ran spots on the Florida Gators Athletic radio network and in the stadium. According to data from WTLV/WJXX, GOHS received 107 total spots on over-the air television to promote impaired driving prevention during the week that reached an estimated 1.4 million dollars and the OTT streaming platform delivered 107,000 impressions. WTLV/WJXX ran more than 140 messages promoting the GOHS sponsored pregame show on the night of the game that earned the agency more than 1.5 million exposures. The GOHS banner ad on the FirstCoast News website earned 215,000 impressions and the promo video delivered more than 31,000 impressions. WTLV/WJXX also produced the :30 message featuring troopers from the Georgia State Patrol and Florida Highway Patrol.



Population Reach:

ELEMENTS	SPOTS	COST
Border War Special	2 X :30 messages 2 open/close billboards Sponsor tag on station promos	\$200
WTLV early am news	19 X :30	\$2,450
WTLV afternoon/night news	20 X :30	\$3,900
Regular programming/sports	15X :30	\$3,575
WJXX news/sports/programming	47 X :30	\$3,995

- **2021 Thanksgiving Click It Or Ticket (CIOT) Campaign**

Dates: November 15 -November 27

Budget Spent: \$240,000

Formats: Television, Radio, Digital

Agency: InterConnect

GOHS ran its annual, Thanksgiving CIOT paid media campaign in conjunction with statewide, high-visibility enforcement from November 15– November 28 in 2022. The “Crystal Ball” seat belt message was used on radio, television, and digital streaming platforms. The theme of the message is no one knows when they will be in a crash and a seat belt offers the best protection. This campaign was supplemented by earned media, as well as a public information and education campaign on Facebook, Twitter, Instagram and the GOHS website. The timing of this campaign coincides with NHTSA’s nationwide CIOT campaign with both social norming and enforcement messaging.

The purpose of this campaign was to fund an in-house, statewide comprehensive occupant protection paid media campaign designed to reduce unbelted motor vehicle crashes, injuries, and fatalities. The paid media campaign is also designed to boost enforcement efforts during Georgia’s November “Click It or Ticket” seat belt education and enforcement campaign. In conjunction with media buyer agency of record, The InterConnect Group, the campaign aired to both preview and coincide with the Thanksgiving travel period, which was 6 p.m. on Wednesday, Nov. 24 to 11:59 p.m. on Sunday, Nov 28 in Georgia. The CIOT/occupant protection message targeted males, 18-34, with both a daytime and nighttime compliance message.



Population Reach:

	COST	PAID SPOTS	BONUS SPOTS	TOTAL SPOTS
Broadcast	\$58,100	625	57	682
Cable	\$9,300	250	105	355
Radio	\$127,000	1025	1743	2768
Digital	\$45,600	n/a	n/a	975,000 screen impressions

The following are examples of earned media received:

1. <http://americusradio.com/Intue.htm><https://www.henrycountytimes.com/2021/12/19/drive-sober-or-get-pulled-over-campaign-underway/>
2. <https://wgxa.tv/news/local/gsp-expect-a-ticket-this-week-if-youre-impaired-distracted-unbelted-or-speeding>

- **2021/2022 Holiday Drive Sober Campaign**

Dates: December 15 – January 3

Budget Spent: \$240,000

Formats: Television, Radio, Digital

Agency: InterConnect

GOHS ran its annual, Christmas/New Year’s holiday paid media campaign in conjunction with statewide, high-visibility enforcement from Dec. 15, 2021, to Jan. 3, 2022. GOHS unveiled the new “Road Check” impaired driving prevention message. The message intends to let the public know what law enforcement sees having to notify a family when a someone has been killed in a traffic crash and that is why they enforce impaired driving laws every day. The spot ends with showing how the public can help prevent impaired driving deaths by using sober, designated drivers, cabs, or ride-share services. This campaign was supplemented by earned media, as well as a public information and education campaign on Facebook, Twitter, Instagram and the GOHS website. The timing of this campaign coincides with NHTSA’s nationwide holiday Drive Sober campaign with both social norming and enforcement messaging.

The purpose of this campaign was to fund an in-house, statewide comprehensive impaired driving paid media campaign designed to reduce alcohol-related crashes, injuries, and fatalities. The campaign is also designed to boost impaired driving enforcement efforts by state and local law enforcement during the holiday In conjunction with the media buyer agency of record, The InterConnect Group, the campaign aired to both preview and coincide with the Christmas/New Year’s holiday travel periods, which was 6 p.m. on Thursday, Dec. 23 to 11:59 p.m. on Monday, Dec. 27 for Christmas and 6 p.m. on Thursday, Dec. 31 to 11:59 p.m. on Sunday, Jan. 3 in Georgia. The Drive Sober impaired driving message targeted males aged 18-34 years.



Population Reach:

	COST	PAID SPOTS	BONUS SPOTS	TOTAL SPOTS
Broadcast	\$61,600	725	314	1039
Cable	\$9,300	250	134	384
Radio	\$124,000	1075	563	1638
Digital	\$35,100	n/a	n/a	815,000 screen impressions

The following are examples of earned media received:

1. <https://www.wrdw.com/2021/12/15/ga-sc-troopers-launch-holiday-drunken-driving-crackdown/>
2. <https://www.41nbc.com/drive-sober-get-pulled-over-underway-for-holidays/>
3. <https://www.henrycountytimes.com/2021/12/19/drive-sober-or-get-pulled-over-campaign-underway/>
4. <https://921wlhr.com/annual-drive-sober-or-get-pulled-over-campaign-underway/>
5. <https://www.walb.com/2021/12/23/gsp-encourages-safety-behind-wheel-during-holidays/>
6. <https://www.news-reporter.com/articles/annual-drive-sober-or-get-pulled-over-education-and-enforcement-campaign-to-run-through-january-2/>
7. https://www.cbs46.com/georgia-state-patrol-increases-duc-patrols-amid-the-holidays/video_2c2d9d75-3b74-5660-a971-7ea952eca2c2.html
8. <https://www.wjbf.com/news/drive-sober-or-get-pulled-over-campaign-begins/>
9. https://www.griffindailynews.com/news/local_news/motorists-urged-to-not-drink-and-drive-this-holiday/article_08cee520-2186-5553-a125-
10. <https://www.wsav.com/news/local-news/aaa-tow-to-go-available-for-holidays/>

- **2021-22 Georgia Association of Broadcasters Occupant Protection, Distracted Driving, Motorcycle Safety and Impaired Driving Campaign**

Dates: October-September

Budget Spent: \$192,000

Formats: Television, Radio

Agency: Georgia Association of Broadcasters (GAB)

The Governor’s Office of Highway Safety has continued its non-profit public safety message-paid media campaign with the Georgia Association of Broadcasters. GOHS spends \$8,000 a month for spots to air on GAB member television stations throughout the state and \$8,000 a month for spots to air on radio stations around the state. The value of radio and television advertising GOHS receives each month is more than the total yearly expenditure of \$192,000. The monthly campaign allows GOHS to target the message to align with the NHTSA Communications calendar for Impaired Driving, Occupant Protection, Motorcycle Safety or Distracted Driving messaging. GOHS ran Impaired Driving prevention messages on both radio and television for December, February, March, June, July, and August. GOHS ran Occupant Protection messages in October, November, January, May, and September. GOHS ran Distracted Driving prevention messages in April and Motorcycle Safety in May. GAB member stations air these spots were available and we are able to reach 3.75 million Georgians annually. The GAB staff also produced, at no extra cost, a new :30 second Motorcycle Safety spot that aired in May and again in a special buy in September.

Population Reach:

MONTH	RADIO SPOTS	RADIO VALUE	TV SPOTS	TV VALUE	TOTAL SPOTS	TOTAL VALUE
10/2021	2,191	\$91,193	778	\$180,117	2,969	\$271,310
11/2021	2,436	\$91,443	660	\$127,489	3,096	\$218,932
12/2021	2,161	\$97,015	723	\$159,443	2,884	\$256,458
01/2022	2,185	\$85,133	761	\$166,585	2,946	\$251,718
02/2022	2,193	\$101,653	677	\$135,099	2,870	\$236,752
03/2022	2,218	\$102,924	805	\$164,068	3,023	\$266,992
04/2022	2,226	\$90,362	774	\$153,129	3,000	\$243,491
05/2022	1,929	\$92,668	809	\$153,105	2,738	\$245,773
06/2022	2,082	\$122,924	791	\$188,217	2,873	\$311,141
07/2022	2083	\$122,924	767	\$179,551	2,850	\$302,475
08/2022	2150	\$92,716	742	\$153,554	2,892	\$246,270
09/2022	1,749	\$98,154	693	\$142,324	2,442	\$240,478
TOTAL	25,603	\$1,189,109	8980	\$1,902,681	34,583	\$3,091,970

- 2021-22 Georgia Public Broadcasting BuckleUp Georgia Occupant Protection Campaign**

Dates: January-March, August-September

Budget Spent: \$450,000

Formats: Television

Agency: Georgia Public Broadcasting

The Governor’s Office of Highway Safety continues to partner with Georgia Public Broadcasting for our “Buckle Up Georgia” teen driving safety campaign. GOHS continues to be the primary marketing partner for GPB’s weekly high school football game of the week during the regular season, playoffs, girls state flag football championship games, and Georgia High School Association state championship games. In addition to the three :30 Buckle Up Georgia spots that air during pregame, game and postgame programming, GPB produced a Virtual Reality crash segment showing what happens to unbelted vehicle occupants during a rollover crash. The VR camera allows the viewer to be inside a vehicle in rollover crash and see what happens to persons who are not properly restrained. The making of the crash video and video was shown at halftime of games and GPB crews are taking the video and Oculus glasses to schools to let teens see what happens. These segments are recorded and broadcast during the season. GPB also sponsored their annual student video content where teens could produce their own :30 seat belt safety message. The top five videos did air during the 2021 GHSA state football championship games. GPB also produced three testimonial segments with law enforcement officers giving their personal stories of how seat belts saved their lives in crashes in their patrol vehicles and private vehicles. GOHS also was able to promote other teen driving programs with Georgia Driver’s Education Commission, SADD Georgia, and Shepherd Center’s Auto Coach driver education app designed to help adults teach their teen how to drive.



Population Reach:

TELEVISION

Total TV Impressions	13,191,049
TV BuckleUP Georgia Impressions	29,567,269
TV Billboard Impressions	5,519,320
Total TV/Digital Impressions	46,608,121

DIGITAL


GPB Website Banner Impressions	600,000
GPB Sports App Impressions	1,200,000
GPB Podcast	82,500
Total Impressions	1,882,500

- 2022 All South Highway Safety Team Impaired Driving and Occupant Protection Campaign**

Dates: April-September
Formats: Television, Radio

Budget Spent: \$388,000
Agency: Ballys/Diamond Sports in a joint project with SHSO's from TN, SC and NC.

The Atlanta Braves are the best team in baseball and the All-South Highway Safety continues to deliver a championship safety message in seven southeastern states. GOHS continues to enjoy a great partnership with highway safety offices in North Carolina, South Carolina, and Tennessee in airing Occupant Protection and Impaired Driving Prevention messages during Ballys Sports broadcasts of the World Series Champion Atlanta Braves. The ASHT campaign was contracted to run these messages in 66 regular season games this year. The campaign also included pregame and postgame messages. Two-thirds of the messages were OP and the remaining were impaired driving with the spots scheduled to run to coordinate as much as possible to the NHTSA calendar with Click It or Ticket and CPS week in the spring and fall and Drive Sober or Get Pulled Over campaigns in June and August before the July 4th and Labor Day holiday games. Even though the Braves did win the World Series, the rate remained in the price range for all four highway safety offices. Georgia continues to pay 70% of the costs since seven out of ten viewers live in the state. This project continues to not only reach persons in the four participating states but three other southeastern states. Atlanta Braves baseball remains one of the most watch live sporting events in the region.



Population Reach:

BRAVES 2022 SEASON CAMPAIGN RECAP

ELEMENT	# ELEMENTS ORDERED	# ELEMENTS AIRED	ADDITIONAL VALUE
Braves In-Game Spots	132	144	\$51,600
Braves In GameFlow	66	66	\$0
Braves :05 Billboards	66	66	\$0
Braves Preseason In-Game :30's	0	5	\$5,000
Braves Post-Game :30's	0	8	\$9,600
Braves Pre-Game :30's	0	25	\$18,750
Braves Re-Airs	132	534	\$20,100
ROS Sports	500	1733	\$61,650
Total Broadcast Elements	1,480	2583	\$171,700
Fox Sports Go Streaming	1,217,400 impressions ordered	2,064,582 impressions delivered	\$43,891
Total Additional Value			\$377,791

- **2022 Pedestrian Safety Campaign**

Dates: April-June

Budget Spent: \$250,000

Formats: Outdoor Billboards

Agency: Clear Channel Outdoor Advertising,
Lamar Outdoor Advertising,

With the number of pedestrians killed in crashes continuing to rise in the nation and Georgia, GOHS contracted with Clear Channel Outdoor Advertising and Lamar Outdoor Advertising to place billboards with messages reminding motorists that Georgia law requires them to stop for pedestrian in crosswalks. GOHS used crash data and maps from a 2019 Pedestrian Crash safety fact sheet to work with the two vendors to place billboards on roads and highways where the data has shown the largest number of pedestrian fatality crashes. Clear Channel Outdoor placed the pedestrian law education boards on 37 billboards in Fulton, DeKalb, Clayton, Cobb, Gwinnett Counties while Lamar placed similar messaging on 21 outdoor billboards in Augusta, Athens, Macon, and Savannah. These digital and print boards were placed at the beginning of April and running through June when more people were expected to be walking in warmer weather. GOHS looks to continue this campaign beginning in February of 2023 for a period 13-14 weeks with crash data showing that 80% of pedestrian fatalities are happening during nighttime or low light hours.



Population Reach:

	DAILY SPOTS PER DISPLAY GUARANTEED	WEEKLY SPOTS PER DISPLAY	TOTAL SPOTS FOR THIS POP PERIOD
Spots Delivered	1,118	7,826	4,963,649
Spots Guaranteed	1,000	7,000	4,440,000
Variance	118	826	523,649
Variance%	11.80%	11.80%	11.79%

- **2022 Pedestrian Safety Campaign**

Dates: April -July

Budget Spent: \$250,000

Formats: Outdoor Billboards

Agency: Outfront Media

With the crash data showing that many of the pedestrian fatality crashes were taking place in the metro Atlanta area, GOHS contracted with Outfront Media to run a 16-week campaign in area serviced by MARTA buses. Outfront Media handles all advertising and signage for billboards, posters and bus shelters owned by MARTA, which provides bus and light rail transportation in Fulton and DeKalb counties. The Outfront Media Pedestrian Safety Message project is an equity campaign aimed at bringing pedestrian law education to drivers traveling in an area where many of the residents rely on walking and public transportation services as their primary means of travel. GOHS used crash data and maps from the 2019 Pedestrian Safety Fact Sheet to work with Outfront to make sure signage was placed in areas where data shows a higher volume of pedestrian crashes.

During the 16-week campaign, GOHS ran Stop for Pedestrian in Crosswalk messages on five digital outdoor billboards, ten poster outdoor billboards, 30 bus shelters in Fulton and DeKalb Counties for a 16-week period. These signs were projected to receive more than 3.9 million impressions from motorists, pedestrians, bicyclists, and other road users each week and a total of more than 63.8 million impressions for the entire campaign. GOHS believes this is a worthwhile project that brings a vital education message on Georgia's pedestrian safety laws to areas where many of the residents walk, bike or use public transportation.

GOHS plans to start a second campaign in February of 2023 when daylight hours are shorter since approximately eight out of ten pedestrian fatalities in the state happen during nighttime or low-light hours.



- **2022 Spring Distracted Driving Awareness Campaign**

Dates: April 1– 30, 2022

Budget Spent: \$250,000

Formats: Television, Radio, Digital

Agency: Chandley Communications, Inc.

GOHS continued their participation with NHTSA for the National Distracted Driving Awareness Month education and enforcement campaign during April. GOHS used State of Georgia approved media buying and advertising services vendor Chandley Communications to buy \$250,000 in radio, television, and digital streaming advertising to broadcast and stream distracted driving awareness messages promoting compliance with Georgia’s hands-free wireless device law.

Chandley Communications spent \$99,120 dollars for 608 :30 distracted driving awareness messages on local broadcast stations in Georgia, \$60,000 to air 2,710 :30 distracted driving awareness messages on cable television outlets in the state, \$40,750 to air 1,483 :30 distracted driving awareness messages on radio stations, and \$30,250 to run :15 and :30 distracted driving awareness messages on digital television and radio platforms OTT and Spotify. GOHS also received 700 bonus spots on television, cable and radio outlets during the month. The media buy resulted in GOHS messages receiving 1.8 million impressions on mass media outlets and 1.4 impressions on statewide digital platforms for a total reach more than 3.2 million impressions for the entire campaign.

The purpose of this campaign was to fund an in-house, statewide comprehensive distracted driving paid media campaign designed to reduce motor vehicle crashes, injuries and fatalities caused by drivers who were distracted and to support the statewide enforcement campaign. The buy began on April 1 and ran for all 30 days of the month, including before the national Connect2Disconnect enforcement effort on April 7. The paid media campaign was also supported with content on GOHS social media pages on Facebook, Twitter, YouTube, and Instagram.



<i>Population Reach:</i>	COST	PAID SPOTS	BONUS SPOTS	PSA/Promos	TOTAL SPOTS
Broadcast	\$99,120	608	49	160	657
Cable	\$60,064	2,710	115	152	2,825
Radio	40,750	1,483	539	395	2,002
Digital	\$30,250	n/a	n/a	n/a	1,361 million screen impressions

The following are examples of earned media received:

1. https://www.times-georgian.com/times_georgian/officers-step-up-hands-free-enforcement/article_c7aa0b17-8916-5241-b20e-1846b1b77d5f.html
2. <https://www.covnews.com/opinion/our-view-turn-attention-driving-distractions/>
3. <https://www.chattanoogaapulse.com/local-news/automotive/tennessee-highway-safety-office-joins-georgia-for-operation/>
4. <https://www.actionnews5.com/2022/04/04/tennessee-highway-safety-office-starts-operation-hands-free/>

- **2022 Memorial Day Click It or Ticket Campaign**

Dates: May 19-30, 2022 *Budget Spent:* \$240,000
Formats: Television, Radio, Digital *Agency:* New Fitzco, LLC

GOHS ran its annual Memorial Day Click It or Ticket media campaign in conjunction with statewide, high-visibility enforcement from May 19-30, 2022. The campaign once again featured the new ‘Crystal Ball’ media spot reminding drivers that mistakes are a part of human nature and that includes driving. That is why the Safe People concept under the Safe Systems approach wants all motorists to be properly restrained in the event of a crash. The CIOT paid media campaign runs during the statewide enforcement period, including the Memorial Day holiday travel weekend which began at 6:00 p.m. on Friday, May 27 and ended at 11:59 p.m. on Monday, May 30.

GOHS received four proposals from State of Georgia contracted Media Buying & Advertising vendors wanting to handle the campaign. GOHS selected New Fitzco, LLC because their cable plan included counties in northwest, northeast, and southeast Georgia that are in broadcast markets located outside of Georgia. Their plan ensured that our seat belt awareness spots were reaching Georgians in all 159 counties. The plan also included comprehensive broadcast television and radio buys across the state and digital television and radio streaming platforms. The campaign also included social media photos and videos posted on GOHS Facebook, Twitter, YouTube, and Instagram accounts.



Population Reach:

	COST	PAID SPOTS	BONUS SPOTS	TOTAL SPOTS
Broadcast	\$83,135	515	18	533
Cable	\$13,066	5,223	0	5,223
Radio	\$82,841	9,120	306	9,426
Digital	\$30,000	n/a	n/a	1.039 million screen impressions

The following are examples of earned media received:

1. <https://www.fox5atlanta.com/news/law-enforcement-focus-on-reckless-driving-boating-on-memorial-day>
2. <https://www.wsbradio.com/news/gsp-pushing-safety-water-this-memorial-day-weekend/5B5FMA5HTBHNFPVCQF63F4MNE/>
3. <https://nowhabersham.com/georgia-public-safety-officials-urge-safety-over-long-memorial-day-weekend/>
4. <https://thegeorgiasun.com/2022/05/21/yearly-reminder-drive-safe-during-memorial-day-weekend/>
5. <https://www.13wmaz.com/article/news/local/arrive-alive-enjoy-the-holiday-bibb-sheriffs-office-urges-drivers-to-stay-safe-during-memorial-day-weekend-2/93-1f705442-248b-4ab1-912d-721050f4384d>
6. <https://www.chattanoogaopulse.com/local-news/automotive/click-it-to-avoid-a-ticket-before-getting-on-the-road-this-w/>
7. <https://www.ajc.com/neighborhoods/north-fulton/sandy-springs-police-conducting-click-it-or-ticket/XD63WSHR7JAUFG3ENPXVJ6HXH4/>

• **2022 July 4th Operation Zero Tolerance/Drive Sober Campaign**

Dates: June 23-July 4
 Budget Spent: \$240,000
 Formats: Television, Radio, Internet
 Agency: Jacob's Eye Marketing

GOHS supported the annual July 4th Drive Sober or Get Pulled Over statewide impaired driving enforcement and education campaign with a statewide radio, television, and streaming digital buy. With the July 4th holiday falling at the end of a long holiday weekend, it was important to start the campaign in advance for those traveling for summer vacation or an extended break. The goal of this campaign was to remind drivers to choose not to drink and drive or risk going being arrested for DUI.

GOHS selected SOG approved Media Buying & Advertising Services vendor Jacob's Eye, Marketing to handle the July 4th Drive Sober campaign. Jacob's Eye crafted a campaign targeting males 18-34 who according to crash data are at higher risk of being involved in a impaired driving crash. With this demographic using phones, tablets, and other wireless devices to receive news, sports, and entertainment programming, the strategy included using 36% of the budget for an aggressive streaming and audio campaign. In total, nearly 17 million persons were reached with the impaired driving prevention message through traditional and digital streaming (audio and video) over a nearly two-week period.



Population Reach:

	COST	PAID SPOTS	BONUS SPOTS	TOTAL SPOTS
Broadcast	\$31,497	261	0	261
Cable	\$47,247	1,121	637	1,758
Radio	\$67,444	12,338	248	12,586
Digital audio streaming	\$33,471	1,449 million screen impressions	233,255 screen impressions	1.682 screen impressions
Digital video streaming	\$50,340	1.083 million screen impressions	641,015 screen impressions	1.774 million screen impressions

The following are examples of earned media received:

1. <https://nowhabersham.com/state-troopers-caution-motorists-to-travel-safely-this-fourth-of-july-weekend/>
2. <https://www.41nbc.com/georgia-state-patrol-gdot-share-summer-travel-safety-tips/>
3. <https://thegeorgiasun.com/2022/06/30/yearly-reminder-be-careful-on-georgias-roads-during-the-july-4th-weekend/>
4. <https://www.walb.com/2022/06/30/record-travel-expected-georgia-roads-during-4th-july-weekend/>
5. <https://www.wrdw.com/2022/06/29/public-safety-crucial-georgians-ahead-july-4-holiday-travel/>
6. <https://www.wrganews.com/2022/06/30/gsp-cautions-motorists-to-travel-safely-this-independence-day-holiday/>
7. https://www.douglascountysentinel.com/douglasville_sentinel/driving-firework-safety-encouraged-for-holiday-weekend/article_b88c8342-cad2-5d5d-ba43-7140be25cae8.html

- **2021-22 High School Football Occupant Protection Campaign**

*Dates: October-December 2021,
August -September 2022*

Budget Spent: \$126,000.00

Formats: Television, Radio

*Agency: WSST-TV, GACA Radio,
SCORE Atlanta*

The Governor’s Office of Highway Safety spent \$126,000 to air Occupant Protection messages during live television broadcasts in metro Atlanta, radio broadcasts of high school football in northeast Georgia, and television broadcasts in middle and South Georgia. These two markets are rural areas, and the crash data shows a higher proportion of fatal crashes and fatal crashes of unrestrained motorists in rural areas of the state. GOHS spent \$110,000 to air 155:30-second teen OP safety messages during the SCORE Atlanta Game of the Week for 12 regular season games, 4 playoff games, and 11 games in the Corky Kell Kickoff Classic. GOHS also received 20:30-second teen OP messages with our sponsorship of the Great Atlanta Bash, which featured games involving teams in the city of Atlanta and surrounding counties. GOHS received 0:30-second seat belt safety messages to air during the pre-game, game, and postgame shows on stations in Lavonia, Toccoa, and Clayton. GOHS also received messages to air during the week over a four-month period. GOHS paid \$2000 per station for the season for the campaign. GOHS also spent \$10,000 to air seat belt awareness messages during WSST-TV coverage of high school football games in middle and South Georgia. Over the 12-week regular season, GOHS received two 0:30-second spots in each game aired on WSST-TV in Cordele. WSST-TV selects pivotal matchups in an area where fans love to watch high school football. On both radio and television, GOHS ran their teen seat belt spot where a teen driver realizes all they could miss in their life if it was cut short by a crash where they were not wearing a seat belt.



• **2022 Labor Day Operation Zero Tolerance/Drive Sober Campaign**

Dates: August 25-September 5 *Budget Spent:* \$240,000.00
Formats: Television, Radio, Internet *Agency:* O'Donnell & Company

GOHS ran its annual, Labor Day holiday paid media campaign in conjunction with statewide, high-visibility enforcement from Aug. 25 to Sept. 5, 2022. This campaign was supplemented by the 31st anniversary of the Hands Across the Border Impaired Driving Education and Enforcement earned media campaign, which takes place the week prior leading into the Labor Day holiday weekend, as well as a public information and education campaign on Facebook, Twitter, Instagram and the GOHS website. The timing of this campaign coincides with NHTSA's nationwide Labor Day Drive Sober campaign with both social norming and enforcement messaging.

The purpose of this campaign was to fund an in-house, statewide comprehensive impaired driving paid media campaign designed to reduce alcohol-related crashes, injuries and fatalities. GOHS selected new SOG approved Media Buying & Advertising Services vendor O'Donnell & Company to handle the Labor Day Drive Sober campaign. O'Donnell & Company's media plan used traditional radio and television, but also placed a larger emphasis on digital video and audio streaming services to reach the target audience of males 18-34. O'Donnell & Company purchased \$210,000 of spots on all of these platforms and earned GOHS an additional \$81,000 in bonus spots for a total campaign value of spots that aired at \$304,000. O'Donnell & Company's plan earned 25.8 million screen impressions on radio, television, and digital streaming platforms.



Population Reach:

	COST	PAID SPOTS	BONUS SPOTS	TOTAL SPOTS	IMPRESSIONS
Broadcast TV & Cable	\$90,477	4182	756	4938	8.3 million
Radio	\$59,649	5358	5,283	10,641	6.2 million
SmartAudio	\$34,525	1,987	101	2,088	7.2 million
OTT iHeart/Flex/Bally Sports	\$15,000	n/a	n/a	n/a	974 thousand
Hispanic Audience Network Streaming	\$9,550	n/a	n/a	n/a	593 thousands

The following are examples of earned media received:

1. <https://www.wtoc.com/2022/09/02/state-troopers-continue-hands-across-borders-initiative/>
2. <https://www.wfxg.com/story/47201531/operation-hands-across-the-border-begins-in-the-csra>
3. <https://www.ajc.com/news/labor-day-weekend-expect-packed-georgia-roads-lakes-despite-pandemic/5A2VJ5EY3RGCFFSANM6T5ECJKQ/>
4. <https://www.wtvm.com/2022/08/30/local-law-enforcement-conducting-hands-across-border/>
5. https://thebrunswicknews.com/news/local_news/hands-across-the-border-stresses-driving-safely-this-holiday-weekend/article_0dac1bb4-5b6e-5f6e-82f2-474e9b907d55.html
6. <https://www.wrdw.com/2022/09/01/ga-sc-curb-lane-closures-boost-duc-duc-efforts-holiday-travel/>
7. <https://www.wtvm.com/2022/08/30/muscogee-co-sheriffs-other-agencies-kicks-off-statewide-initiative/>
8. <https://accesswdun.com/article/2022/8/1126972/31st-annual-hands-across-the-border-bringing-enforcement-efforts-to-rabun-county-this-week>

- **2022 Spring Motorcycle Safety Campaign**

Dates: February-March 2022 *Budget Spent:* \$60,000
Formats: Television *Agency:* InterConnect

With crash data showing a big spike in fatality crashes involving motorcycles in Georgia from March to February, GOHS decided to use the state approved media buying vendor InterConnect Group to purchase television time in Atlanta, Macon, and Savannah markets. One likely reason for the increase in March is more motorcycles on the road with the weather warming. Many drivers have likely grown accustomed to not seeing motorcycles during colder weather. Though the budget was small, GOHS focused on a select number of television stations with large audiences to run a :30 spot that reminded drivers to look for motorcyclists before turning, pulling out into an intersection, or changing lanes. The campaign used a spot produced at no cost by the Georgia Association of Broadcasters and ran for approximately five weeks.



Population Reach:

	COST	PAID SPOTS	CPP
Broadcast	\$54,000	285	\$190
Cable	\$5,000	15	\$333

Social Media Addendum

GOHS supplements all paid and earned media campaigns with posts on social media and daily posts average 2-3 per day, per platform. Facebook, Twitter, and Instagram are the main networks utilized, with YouTube providing a platform to post PSA's and commercials. For FFY2022, GOHS' social media presence was as follows:

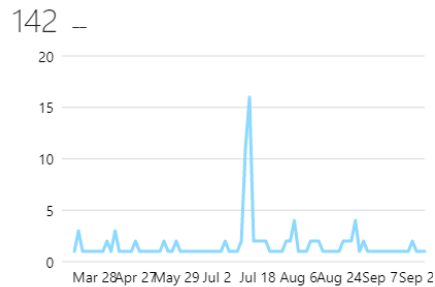
- **Facebook**

New likes and follows

Facebook Page new likes ^①

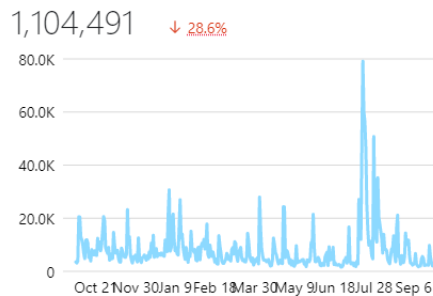


New Instagram followers ^①

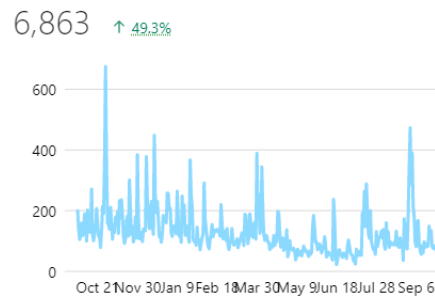


Reach

Facebook Page reach ^①

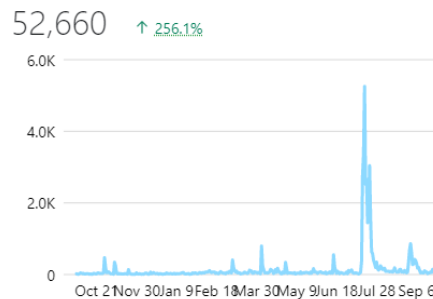


Instagram reach ^①



Page and profile visits

Facebook Page visits ^①



Instagram profile visits ^①



- **Twitter**

MONTH	TWITTER IMPRESSIONS	NEW FOLLOWERS
October 2021	61,400	34
November 2021	70,800	34
December 2021	70,400	43
January 2022	72,300	57
February 2022	34,900	42
March 2022	29,700	38
April 2022	42,900	11
May 2022	32,800	16
June 2022	25,300	21
July 2022	31,200	24
August 2022	24,000	19
September 2022	24,700	27

- **Instagram**

MONTH	POSTS	ACCOUNTS REACHED	FOLLOWERS
October 2021	114	1626	1,256
November 2021	98	1178	1,265
December 2021	95	1410	1,274
January 2022	95	1008	1,272
February 2022	87	992	1,264
March 2022	85	1207	1,282
April 2022	81	974	1,290
May 2022	84	875	1298
June 2022	64	700	1,302
July 2022	67	1357	1,345
August 2022	735	1100	1,362
September 2022	62	1100	1,367

Funded Projects

The tables below show the grantee details for funded projects within Communications (Paid Media) program area.

Grantee:	GAGOHS - Grantee		Grant Number:	GA-2022-402PM-068
Project Title:	402 PM		Funding Source:	402PM
Funded Amount:	\$552,200.00	Total Expended (Percent of Funded Amount Expended):	\$523,071.51 (95%)	
Project Description:	To fund GOHS in-house statewide comprehensive occupant protection paid media campaign activities designed to reduce related motor vehicle crash injuries and fatalities.			
Summary of Activities:	Paid media activities contributed to all the state's traffic safety targets. See Paid Media Overview for details.			
State Targets:	C-1, C-2, C-3, C-4, C-5, C-6, C-7, C-8, C-9, C-10, C-11, B-1			

Grantee:	GAGOHS - Grantee		Grant Number:	GA-2022-F.A.S.T. 405h FHX-164
Project Title:	405h FHX		Funding Source:	405h FHX
Funded Amount:	\$500,000.00	Total Expended (Percent of Funded Amount Expended):	\$500,000.00 (100%)	
Project Description:	To fund activities for statewide comprehensive safety programs designed to reduce motor vehicle-related traffic crashes, injuries, and fatalities.			
Summary of Activities:	Paid media activities contributed to all the state's traffic safety targets. See Paid Media Overview for details.			
State Targets:	C-1, C-2, C-3, C-4, C-5, C-6, C-7, C-8, C-9, C-10, C-11, B-1			

Grantee:	GAGOHS - Grantee		Grant Number:	GA-2022-F.A.S.T. 405f M9X-135
Project Title:	405f M9X		Funding Source:	405f M9X
Funded Amount:	\$75,000.00	Total Expended (Percent of Funded Amount Expended):	\$74,999.76 (100%)	
Project Description:	To fund staff and activities for statewide comprehensive safety programs designed to reduce motor vehicle related traffic crashes, injuries, and fatalities.			
Summary of Activities:	Paid media activities contributed to all the state's traffic safety targets. See Paid Media Overview for details.			
State Targets:	C-1, C-2, C-3, C-4, C-5, C-6, C-7, C-8, C-9, C-10, C-11, B-1			

Grantee:	GAGOHS - Grantee	Grant Number:	GA-2022-F.A.S.T. 405d Impaired Lo-069
Project Title:	405d	Funding Source:	405d
Funded Amount:	\$1,451,550.00	Total Expended (Percent of Funded Amount Expended):	\$1,348,699.44 (93%)
Project Description:	To fund in-house, statewide comprehensive impaired driving paid media campaign activities designed to reduce alcohol-related crashes, injuries, and fatalities.		
Summary of Activities:	Paid media activities contributed to all the state's traffic safety targets. See Paid Media Overview for details.		
State Targets:	C-1, C-2, C-3, C-4, C-5, C-6, C-7, C-8, C-9, C-10, C-11, B-1		

Grantee:	GAGOHS - Grantee	Grant Number:	GA-2022-F.A.S.T. 405b M1*CP-071
Project Title:	405b M1*CP	Funding Source:	405b M1*CP
Funded Amount:	\$1,468,950.00	Total Expended (Percent of Funded Amount Expended):	\$1,355,877.37 (92%)
Project Description:	To fund activities for statewide comprehensive safety programs designed to reduce motor vehicle-related traffic crashes, injuries, and fatalities.		
Summary of Activities:	Paid media activities contributed to all the state's traffic safety targets. See Paid Media Overview for details.		
State Targets:	C-1, C-2, C-3, C-4, C-5, C-6, C-7, C-8, C-9, C-10, C-11, B-1		

Grantee:	GAGOHS - Grantee	Grant Number:	GA-2022-F.A.S.T. 405b M1*DD-134
Project Title:	405b M1*DD	Funding Source:	405b M1*DD
Funded Amount:	\$321,000.00	Total Expended (Percent of Funded Amount Expended):	\$265,121.42 (83%)
Project Description:	To fund in-house, statewide comprehensive distracted driving paid media campaign activities designed to reduce alcohol-related crashes, injuries, and fatalities.		
Summary of Activities:	Paid media activities contributed to all the state's traffic safety targets. See Paid Media Overview below for details.		
State Targets:	C-1, C-2, C-3, C-4, C-5, C-6, C-7, C-8, C-9, C-10, C-11, B-1		



HEALTH NEWS

10:17 | 62°

> MEMORIAL HEALTH HOST A 'CARFIT' EVENT

FOX 28

6.3 Community Traffic Safety Programs

Highlights

The Community Traffic Safety Programs include grants that provide public education and resources for the community to promote roadway safety. In FY2022, GOHS funded **two (2) projects** and expended a total of **\$1,345,476.69** within this program area, in addition to paid media efforts.* The funded projects under this program area are:

- Road Safety for Drivers 55+ (GA's Older Driver Safety Project)
- 402 Community Traffic Safety Programs
- GA GOHS 405B M1*CP **(paid media)*

The Georgia Department of Public Health presented its 13th cycle of the Older Driver Road Design Workshop, a virtual endeavor that included attendees from three states and was presented by Mark Doctor of the Federal Highway Administration (FHWA). The workshop was incorporated into the department's annual Symposium.

GOHS distributed 204,174 brochures through the online store process. Brochures are free to the public and cover a wide range of highway safety topics.

**For information on 405b in-house media projects – please see the Communication section.*

Funded Projects

The table below shows the grantee details for funded projects within Community Traffic Safety Programs.

Grantee:	GAGOHS - Grantee	Grant Number:	GA-2022-402 CP-172
Project Title:	402CP: Community Traffic Safety Projects	Funding Source:	402CP
Funded Amount:	\$1,188,255.62	Total Expended (Percent of Funded Amount Expended):	\$1,188,255.62 (100%)
Project Description:	GAGOHS – Grantee (in-house grant)		
Summary of Activities:	Fund GOHS personnel and outreach, including the GOHS resource center, focused on public information, education, and outreach, statewide to reduce the number of crashes, injuries, and fatalities attributed to unsafe driving.		
State Targets:	C-1, C-2, C-3, C-4, C-5, C-6, C-7, C-8, C-9, C-10, C-11, B-1		
Grantee:	Public Health, Georgia Department of	Grant Number:	GA-2022-402 CP-030
Project Title:	Road Safety for Drivers 55+ (GA's older driver safety project)	Funding Source:	402 CP
Funded Amount:	\$172,526.24	Total Expended (Percent of Funded Amount Expended):	\$157,221.07 (91%)
Activities Planned:	13	Activities Completed (Percent of Planned Activities Completed):	9 (69%)
		People Reached:	2,501,449
Project Description:	The Road Safety for Drivers 55+ Project works with partners throughout Georgia to identify and foster the implementation of comprehensive, evidence-based strategies that balance the mobility and safety needs of drivers 55+ with other road users.		
Summary of Activities:	This grant focused on the education of older driver safety. This was accomplished by distributing a monthly Safety Literature Report, which includes changes to procedural, systematic, and policy changes, organizing an Older Driver Road Design Workshop, attending ODTF and GOHS Task Team meetings as well as other presentations throughout the year. The Yellow Dot program is active in 22 Georgia counties. COVID-19 and its intersection with older adults impacted the ability to complete all activities.		
State Targets:	C-1, C-2, C-3, C-4, C-7, C-10, C-11, B-1		
GOHS Objectives:	3.1, 7.1, 7.2, 9.1, Other		



6.4 Distracted Driving

Highlights

The Distracted Driving program area includes internal communication (paid media) grants that are responsible for increasing public awareness of the Georgia Hands-Free Law and the dangers of distracted driving. In FY2021, GOHS funded **one (1) project** and expended a total of **\$265,121.42** within this program area. The funded project under this program area is the 405b High Distracted Driving grant and is listed under the Communications section (p. 20)



GOHS funded two radio/television/streaming-internet paid media campaigns that ran during NHTSA's April 2022 Distracted Driving Awareness education and enforcement campaigns. GOHS selected the proposal from State of Georgia approved Media Buying & Advertising Services vendor Chandley Communications to buy \$250,000.00 of television, radio, video digital, and audio digital streaming during the month of April. The paid media campaign and earned media event in northwest Georgia were used to support the statewide enforcement campaign of the state's Hands-Free Law April 5-8, including the national "Connect2Disconnct" day. The earned media event in northwest Georgia earned two television stories in the Chattanooga area and a statewide press release earned coverage from television stations, radio news outlets, and daily and weekly newspapers in the state.

In addition to the spring statewide paid media campaign, GOHS also spent \$16,000 to air hand-free law compliance radio and television messages on stations who are members of the Georgia Association of Broadcasters. GOHS received 3,000 hands-free messages on GAB member radio and television stations throughout the state during the month of April. The value of the spots received is estimated at more than \$240,000.00.

Funded Projects

See funded projects in “Section 6.2 Communications (Media)” for funded projects within the Distracted Driving program area.



6.5 Impaired Driving

Highlights

The Impaired Driving program area includes grants that provide education, training, resources, and high-visibility enforcement to reduce the number of alcohol-related and drug-related crashes, injuries, and fatalities on Georgia roadways. In FY2022, GOHS funded **six (6) projects** and expended a total of **\$2,546,026.48** within this program area in addition to paid media efforts.* The funded projects under this program area are:

- GAGOHS – Grantee 402AL
- Alcohol and Drug Awareness Program
- HEAT/Nighthawk DUI Task Force-North/South
- Traffic Safety Adjudication Program
- Impaired Driving Training Programs: Standardized Field Sobriety Testing (SFST) and Drug Recognition Evaluation Training (DRE) programs
- Mothers Against Drunk Driving Georgia
- GAGOHS – Grantee 405d* (**paid media**)

Some notable accomplishments within the Impaired Driving program area during FY2022 include:

- 928 law enforcement officers received training in impaired driver detection.
 - 41 trained as Drug Recognition Experts
 - 44 recertified as Drug Recognition Experts
 - 345 trained in Standardized Field Sobriety Testing
 - 266 trained in Advanced Roadside Impaired Driving Enforcement
 - 232 trained in advanced traffic law
- The Mothers Against Drunk Drivers held a law enforcement recognition banquet in which 789 law enforcement officers were recognized for their efforts to combat impaired driving. Officers from across the state received a total of 45 crystal award trophies, 397 certificates, 314 DUI award pins, and 33 DRE award pins.

**For information on 405d in-house media projects – please see the Communication section.*

Funded Projects

The tables below show the grantee details for funded projects within the Impaired Driving program area.

Grantee:	GAGOHS - Grantee	Grant Number:	GA-2022-402 AL-171
Project Title:	402AL: Alcohol and other Drugs	Funding Source:	402 AL
Funded Amount:	\$49,249.96	Total Expended (Percent of Funded Amount Expended):	\$10,696.45 (22%)
Project Description:	To fund staff and activities for statewide comprehensive safety programs designed to reduce motor vehicle-related traffic crashes, injuries, and fatalities from impaired and drugged driving.		
Summary of Activities:	GOHS staff focused on targeted enforcement campaigns and training to improve DUI countermeasures and prosecution to reduce DUI and associated crashes, injuries, and fatalities		
State Targets:	C-1, C-2, C-3, C-5, C-7, C-9, C-10, C-11		

Grantee:	Mothers Against Drunk Driving - Georgia	Grant Number:	GA-2022-F.A.S.T. 405d Impaired Lo-007
Project Title:	Mothers Against Drunk Driving Georgia	Funding Source:	F.A.S.T. 405d Impaired Lo
Funded Amount:	\$158,993.74	Total Expended (Percent of Funded Amount Expended):	\$139,442.67 (88%)
Activities Planned:	13	Activities Completed (Percent of Planned Activities Completed):	7 (54%)
		People Reached:	565,751
Project Description:	MADD Georgia works to end drunk driving, fight drugged driving, serve victims of these violent crimes and prevent underage drinking. We do this through community activations, delivering MADD's signature Power of You(th) and Power of Parents programs, supporting law enforcement agencies; participating as a media partner to GOHS for signature traffic safety programs such as Drive Sober or Get Pulled Over, and serving as a member of the state's Impaired Driving Task Force.		
Summary of Activities:	MADD focused on the education of impaired driving. This was accomplished by hosting Pre-Prom, Power of Parents and Power of Youth, and the Golden Shield Honor events. MADD attended a variety of GOHS Task Team, TEN, and H.E.A.T. meetings throughout the year, and attended press releases and community events. The impact of COVID-19 contributed to some activity target goals not being met.		
State Targets:	C-1, C-2, C-3, C-5, C-7, C-9, C-10, C-11		
GOHS Objectives:	1.1, 1.2, 1.3, 6.1		

Grantee:	Driver Services, Georgia Department	Grant Number:	GA-2022-F.A.S.T. 405d Impaired Lo-016
Project Title:	Alcohol and Drug Awareness Program	Funding Source:	F.A.S.T. 405d Impaired Lo
Funded Amount:	\$42,182.88	Total Expended (Percent of Funded Amount Expended):	\$41,776.48 (99%)
Activities Planned:	7	Activities Completed (Percent of Planned Activities Completed):	7 (100%)
		People Reached:	300,000
Project Description:	The Georgia Department of Driver Services Alcohol and Drug Awareness Program (ADAP) promotes alcohol and drug awareness among Georgia teens, including the effects on being able to safely operate a motor vehicle.		
Summary of Activities:	This grant focused on reducing youth alcohol- and drug-related crashes, injuries, and fatalities. This was accomplished mostly through Alcohol and Drug Awareness Program (ADAP) courses for young drivers. This grant communicated on a quarterly basis with stakeholders and monitored the numbers of ADAP courses being attended by students monthly. Surveys and focus groups were conducted among ADAP instructors, and there were opportunities provided to recruit and train additional ADAP administrators.		
State Targets:	C-1, C-2, C-3, C-5, C-9, C-10, C-11		
GOHS Objectives:	1.2		

Grantee:	Public Safety Training Center, Georgia	Grant Number:	GA-2022-F.A.S.T. 405d Impaired Lo-025
Project Title:	Impaired Driving Training Programs/SFST & DRE	Funding Source:	F.A.S.T. 405d Impaired Lo
Funded Amount:	\$568,894.05	Total Expended (Percent of Funded Amount Expended):	\$539,147.72 (95%)
Activities Planned:	15	Activities Completed (Percent of Planned Activities Completed):	5 (33%)
		People Reached:	500,000
Project Description:	Consists of advanced level law enforcement training programs focusing on the detection, apprehension, and successful prosecution of alcohol/drug impaired drivers.		
Summary of Activities:	This grant focused on the education of law enforcement officials. At least 6 trainings or continued education courses were taught throughout the year on a variety of topics pertaining to impaired driving. Trainings and courses were made available on and off site of the Georgia Public Safety Training Center. In some instances, onsite attendance was better than offsite which attributed to some activity goals not being met. Some trainings are waiting for updated teachable materials for courses from NHTSA. Grant officials attended GOHS Task Team meetings.		
State Targets:	C-1, C-2, C-3, C-5, C-7, C-10, C-11		
GOHS Objectives:	1.1, 6.1, 7.1, 7.2		

Grantee:	Public Safety, Georgia Department of	Grant Number:	GA-2022-F.A.S.T. 405d Impaired Lo-066
Project Title:	HEAT/Nighthawk DUI Task Force- North/South	Funding Source:	F.A.S.T. 405d Impaired Lo
Funded Amount:	\$2,471,328.98	Total Expended (Percent of Funded Amount Expended):	\$1,331,958.25 (54%)
Activities Planned:	11	Activities Completed (Percent of Planned Activities Completed):	9 (82%)
			Activity Hours: 17,850
Project Description:	To more effectively address the problem related to impaired drivers. The task force will provide intense enforcement coverage of the Atlanta and Savannah area.		
Summary of Activities:	Both the Atlanta and Savannah Nighthawks combined issued thousands of DUI contacts throughout the year in the Atlanta and Savannah regions of Georgia. Both attended regional TEN meetings and events, participated in GOHS/NHTSA activities and campaigns, and submitted a Governor's Challenge application. Additionally, legal support was provided through the grant regarding DUI and ALS cases.		
State Targets:	C-1, C-2, C-3, C-5, C-7, C-10, C-11		
GOHS Objectives:	1.1, 1.3, 6.1, 7.1, 7.2		

Grantee:	Prosecuting Attorney's Council	Grant Number:	GA-2022-F.A.S.T. 405d Impaired Lo-075
Project Title:	Traffic Safety Adjudication Program	Funding Source:	F.A.S.T. 405d Impaired Lo
Funded Amount:	\$502,173.00	Total Expended (Percent of Funded Amount Expended):	\$483,004.91 (96%)
Activities Planned:	21	Activities Completed (Percent of Planned Activities Completed):	17 (81%)
			People Reached: 48,640
Project Description:	This program will provide GA traffic prosecutors and LEOs with legal assistance, consultation, resource material, and training opportunities to aid in the prosecution of DUI and vehicular homicide cases.		
Summary of Activities:	This grant focused on educating law enforcement officials and prosecutors about Georgia laws and processes. This was accomplished by facilitating at least seven training courses and two webinars throughout the year that were well-attended. The grantee was available as a resource, when necessary, regularly communicated with stakeholders, and attended TEN and other meetings.		
State Targets:	C-1, C-2, C-3, C-5, C-7, C-10, C-11		
GOHS Objectives:	1.1, 1.3, 6.1, 7.2, 10.1		



6.6 Motorcycle Safety

Highlights

The Motorcycle Safety Program includes grants that provide public education and information to reduce the number of motorcyclists and un-helmeted motorcyclist fatalities on Georgia roadways. In FY2022, GOHS funded **one (1) project** and expended a total of **\$67,765.33** within this program area, in addition to paid media efforts.* The funded projects under this program area are:

- Georgia Department of Driver Services, Georgia Motorcycle Safety Program (GMSP)
- GAGOHS – Grantee 405f Motorcycle Safety* (paid media)

Some notable accomplishments within the Motorcycle Safety program area during FY2022 include the Share the Road with Motorcycles campaign, attendance at multiple monthly community motorcycle safety events, and the distribution of educational materials to promote motorcycle safety. The GMSP worked with GDOT to update messaging on the digital highway signs that hang over Georgia’s interstates. Messaging includes “Share the Road – Look Twice Save A Life”, and “Drive Sober or Get Pulled Over.” For the last several years, GDOT digital highway sign messaging has only highlighted motorcyclist fatalities within this program area. Positive media coverage was also received via coverage of GMSP news releases.

**For information on 405f in-house media projects – please see the Communication section.*

Funded Projects

The tables below show the grantee details for funded projects within the Motorcycle Safety program area.

Grantee:	Driver Services, Georgia Department	Grant Number:	GA-2022-F.A.S.T. 405f M9X-017
Project Title:	Motorcycle Safety	Funding Source:	F.A.S.T. 405f M9X
Funded Amount:	\$122,572.52	Total Expended (Percent of Funded Amount Expended):	\$67,765.33 (55%)
Activities Planned:	8	Activities Completed (Percent of Planned Activities Completed):	8 (100%)
		People Reached:	1,500,000
Project Description:	The Georgia Motorcycle Safety Program works toward reducing motorcycle fatalities by promoting the NHTSA "Share the Road" message to increase motorists' awareness of motorcycles.		
Summary of Activities:	This grant accomplished its goals by communicating motorcycle safety messaging by posting on social media, attending statewide outreach events, purchasing, and distributing educational materials, and submitting press releases to media outlets. Grantee representatives assisted monthly with Customer Service Centers and attended monthly Motorcycle Safety Task Team meetings. An annual training for rider coaches was held.		
State Targets:	C-1, C-2, C-3, C-5, C-7, C-8		
GOHS Objectives:	4.1		



6.7 Non-Motorized (Pedestrians & Bicyclists)

Highlights

The Non-Motorized (Pedestrians & Bicyclists) program area includes grant aims to reduce the number of pedestrian and bicyclist traffic crashes, serious injuries, and fatalities on Georgia roadways. In FY2022, GOHS funded **ten (10) projects** at a total of **\$318,075.17** within this program area, in addition to paid media efforts.* The funded projects under this program area are:

- Atlanta Bicycle Coalition
- Bike Athens
- Bike Walk Macon
- Brookhaven Police Department
- Dekalb Fire Rescue
- Fulton County Sheriff's Office
- Georgia Bikes
- Macon-Bibb County Pedestrian Safety Review Board
- Savannah Bicycle Campaign
- GAGOHS – Grantee 402 PS
- GAGOHS – Grantee 405h* (paid media)

Some notable accomplishments within the Pedestrians & Bicyclists program area during FY2022 include:

- In addition to the existing pedestrian and bicyclist program grantees, GOHS was able to add two new grantees for the FFY2022 grant year — Bike Walk Macon and Dekalb Fire Rescue.
- In 2020 and 2021, various grantee activities had to be converted to a virtual format or temporarily postponed due to public health concerns during the COVID-19 pandemic. In FY22, most grantee activities have returned to an in-person format. A few that remain are ones held in conjunction with local governments and are awaiting reinstatement by local officials.

**For information on 405h in-house media projects – please see the Communication section.*

Funded Projects

The tables below show the grantee details for funded projects within Non-Motorized (Pedestrians and Bicyclists).

Grantee:	GAGOHS - Grantee		Grant Number:	GA-2022-402 PS-177
Project Title:	402PS		Funding Source:	402 PS
Funded Amount:	\$68,578.38	Total Expended (Percent of Funded Amount Expended):	\$42,231.41 (62%)	
Project Description:	To fund staff and activities for statewide comprehensive safety programs designed to reduce motor vehicle-related traffic crashes, injuries, and fatalities.			
Summary of Activities:	Funded staff salary and activities for events focused on non-motorized safety (pedestrian and bicycle safety). (C-1, C-2, C-3, C-11).			
State Targets:	C-1, C-2, C-3, C-10, C-11			

Grantee:	Bike Walk Macon		Grant Number:	GA-2022-405d M6X FDL*PS-149
Project Title:	Reducing Bicycle Injuries and Fatalities in Macon-Bibb, Georgia		Funding Source:	405d M6X FDL*PS
Funded Amount:	\$40,795.21	Total Expended (Percent of Funded Amount Expended):	\$34,395.17 (84%)	
Activities Planned:	9	Activities Completed (Percent of Planned Activities Completed):	9 (100%)	People Reached: 2,051
Project Description:	This grant will fund the development and execution of educational programs that expand and promote bicycle and pedestrian safety to reduce the number of pedestrian and bicycle fatalities, injuries, and crashes in Macon-Bibb County, GA.			
Summary of Activities:	Offer opportunities to area residents to develop safe walking skills and knowledge of pedestrian-related traffic laws by participating in casual, family-friendly walking events open to people of all ages; provide bicycle safety classes (bike rodeos) for children; provide resources that explain the importance of walking and the responsibilities of both motorists and pedestrians on the road; meet with local governments and organizations to assist in the identification and prioritization of bicycle and pedestrian transportation projects; collaborate with local nonprofits, neighborhoods organizations and government agencies to offer programs that deliver safe cycling education and information to lower-income citizens and underserved populations; provide monthly opportunities for people to develop safe cycling skills and knowledge of bicycling traffic laws by participating in inclusive events open to people of all ages and abilities; produce bicycle safety classes for adults; participate in GOHS task team meetings and teach bicycle safety and traffic law workshops to Macon-Bibb County law enforcement.			
State Targets:	C-1, C-2, C-3, C-10, C-11			
GOHS Objectives:	5.1, 5.2			

Grantee:	Fulton County Sheriff's Office	Grant Number:	GA-2022-F.A.S.T. 405h FHX-031
Project Title:	Eyes And Heads Up Pedestrian Safety	Funding Source:	402 PS
Funded Amount:	\$7,723.00	Total Expended (Percent of Funded Amount Expended):	\$0 (0%)
Activities Planned:	7	Activities Completed (Percent of Planned Activities Completed):	0 (0%)
People Reached:	0		
Project Description:	Everyone is a pedestrian at some point. Teach School aged children 4-14 years of age and Senior Citizens (63 & and up) to look left and right and left again by always abiding by traffic signs and using crosswalks and crossing indicators. In addition, to teach school-aged children bicycle safety and how to interact safely with vehicles.		
Summary of Activities:	Promote pedestrian and bicycle safety through bike rodeo events and pedestrian safety classes. Severe staffing shortages prevented this grant from planning, implementing, and accomplishing any of its planned activities.		
State Targets:	C-1, C-2, C-3, C-10, C-11		
GOHS Objectives:	5.1, 5.2		

Grantee:	Macon-Bibb County Commissioners (Macon-Bibb County Pedestrian Safety Review Board)	Grant Number:	GA-2022-F.A.S.T. 405h FHX-107
Project Title:	Pedestrian "On The Move"	Funding Source:	402 PS
Funded Amount:	\$18,200.00	Total Expended (Percent of Funded Amount Expended):	\$490.00 – federal funds \$5,960.00 – state funds* (35%)
Activities Planned:	5	Activities Completed (Percent of Planned Activities Completed):	2 (40%)
People Reached:	20,000		
Project Description:	The number of pedestrian fatalities in Macon-Bibb County has contributed to the municipality currently ranked among the highest pedestrian fatality rate among Georgia's twenty largest counties. Pedestrian "On the Move" will serve as an informational, educational, and training project for all sub-groups throughout the county, with a major focus on the role and responsibilities of pedestrians as they "move" from one location to another, with an emphasis on driver and passenger behaviors.		
Summary of Activities:	This grant focused on educating community members, vulnerable populations, and students about pedestrian safety. This grant developed and implemented various events and distributed pedestrian safety equipment like reflective armbands to improve pedestrian visibility. This grant attended GOHS Task Team meetings. Precautionary measures were taken to limit the spread of COVID-19 and Monkey Pox, which prevented this grantee from accomplishing all stated activities.		
State Targets:	C-1, C-2, C-3, C-10, C-11		
GOHS Objectives:	5.1, 5.2		

*Grant was moved from 405h to 402PS during the fiscal year and was erroneously paid from the incorrect funding source. As a result, \$5,960 was paid to NHTSA to adjust the correct funding source. The state funded amount is not included in the NHTSA federal totals in GTS.

Grantee:	Atlanta Bicycle Coalition		Grant Number:	GA-2022-F.A.S.T. 405h FHX-090
Project Title:	Atlanta Bicycle Safety		Funding Source:	405d M6X FDL*PS
Funded Amount:	\$68,576.59	Total Expended (Percent of Funded Amount Expended):	\$68,576.59 (100%)	
Activities Planned:	6	Activities Completed (Percent of Planned Activities Completed):	3 (50%)	People Reached: 30,000
Project Description:	To improve bicycle safety and reduce bike and other vulnerable road users crashes through education on how to bike safely and how to legally share the road.			
Summary of Activities:	Bike classes gave hundreds of Georgians hands-on training in bicycling skills, bike law, safe routes, and visibility. Educational events and materials distribution increased public awareness of bike safety and improved motorists' awareness of bicyclists on the road. The Ticket Diversion program provided instruction to bike riders who were cited for unsafe riding, to improve future behavior.			
State Targets:	C-1, C-2, C-3, C-10, C-11			
GOHS Objectives:	5.1, 5.2			

Grantee:	Savannah Bicycle Campaign		Grant Number:	GA-2022-405d M6X FDL*PS-008
Project Title:	Reducing Bicycle and Pedestrian Injuries and Fatalities in Chatham County		Funding Source:	405d M6X FDL*PS
Funded Amount:	\$39,004.70	Total Expended (Percent of Funded Amount Expended):	\$28,645.75 (73%)	
Activities Planned:	14	Activities Completed (Percent of Planned Activities Completed):	12 (86%)	People Reached: 35,000
Project Description:	A bicycle and pedestrian safety project to build public awareness of road safety issues and educate bicyclists, pedestrians, and drivers on best practices for safe vehicle operation.			
Summary of Activities:	This grant engaged bike riders in group rides, distributed refurbished bikes with helmets to area children, provided people with educational information through community events, publicized bike safety issues via news releases and participation in stakeholder events and community meetings, and conducted a count of bicyclists and pedestrians throughout the city of Savannah to aid in future planning and safety interventions. This grant conducted two annual pedestrian and bicycle census counts, planned and produced group walks and rides to promote roadway safety, as well as taught bicycle safety courses to children and adults. Safety information was disseminated at local events by partnering with community organizations.			
State Targets:	C-1, C-2, C-3, C-11			
GOHS Objectives:	5.1, 5.2			

Grantee:	Georgia Bikes		Grant Number:	GA-2022-405d M6X FDL*PS-035
Project Title:	Promoting Safe Bicycling in GA		Funding Source:	405d M6X FDL*PS
Funded Amount:	\$69,125.91	Total Expended (Percent of Funded Amount Expended):	\$58,707.67** (85%)	
Activities Planned:	8	Activities Completed (Percent of Planned Activities Completed):	7 (88%)	People Reached: 250,000
Project Description:	Through outreach and educational programs, Georgia Bikes will partner with local agencies, nonprofits and law enforcement to reduce bicyclist injuries and fatalities.			
Summary of Activities:	Georgia Bikes produced and distributed bike safety materials to over 10,000 Georgians, partnered with law enforcement and other stakeholders on best practices, and maintained a website and social media accounts with information about bicycle safety best practices. They participated in and provided support for advocacy efforts statewide and communicated with stakeholders about best practices.			
State Targets:	C-1, C-2, C-3, C-11			
GOHS Objectives:	5.2			

Grantee:	DeKalb County Fire Rescue		Grant Number:	GA-2022-F.A.S.T. 405h FHX-119
Project Title:	DeKalb County Pedestrian Education for Injury Prevention Project		Funding Source:	402 PS
Funded Amount:	\$25,880.69	Total Expended (Percent of Funded Amount Expended):	\$18,154.26** (70%)	
Activities Planned:	6	Activities Completed (Percent of Planned Activities Completed):	3 (50%)	People Reached: 26,629
Project Description:	DeKalb County Fire Rescue plans to implement a strategic plan targeting pedestrian safety throughout the county. This strategy will involve developing a comprehensive, skills-based curriculum that will educate all ages on the risks associated with pedestrian injuries and fatalities for pedestrians and drivers. Target audiences will be reached through various types of educational sessions at schools, libraries, and senior centers and by working with municipalities and our community partners.			
Summary of Activities:	Two community educational events were held, and posts were made on social media about pedestrian safety best practices. Other activities included pedestrian safety education events for K-12 students either at school or school-affiliated summer programs, adult pedestrian safety education with pre/post surveys, large-scale community events with a pedestrian education focus, and distribution of high-visibility reflective arm bands and LED lights to students and adults who participate in the events. The grantee also posted many social media messages about pedestrian safety using best practices, in both English and Spanish.			
State Targets:	C-1, C-2, C-3, C-11			
GOHS Objectives:	5.1			

** These grantees have a difference of \$6,049.45 in the USDOT NHTSA Grant Tracking System, due to an error in drawdown (verification and approval of payment for a submitted claim) for DeKalb County Fire Dept.

Grantee:	Brookhaven Police Department	Grant Number:	GA-2022-F.A.S.T. 405h FHX-105
Project Title:	Brookhaven Police Pedestrian Safety Project: Encouraging Pedestrian Safety Through Education and Enforcement.	Funding Source:	402 PS
Funded Amount:	\$32,009.41	Total Expended (Percent of Funded Amount Expended):	\$24,811.46 (78%)
Activities Planned:	10	Activities Completed (Percent of Planned Activities Completed):	5 (50%)
		People Reached:	1,066
Project Description:	The Brookhaven Police Department plans to continue its strategic efforts to enhance pedestrian safety within the city of Brookhaven. These improvements will be accomplished through a combination of education and enforcement. Education includes a combination of formal classroom education, media releases, social media postings, and exhibit events. Enforcement will include contact with both pedestrians and drivers violating laws governing pedestrian movements and drivers' response to pedestrians.		
Summary of Activities:	Monthly citizen contacts for pedestrians failing to utilize a crosswalk and issuance of verbal/written warning and citations; monthly citizens contacts for motorists failing to yield to pedestrians and issuance of verbal/written warning and citations; using social media, print, and TV to educate public of pedestrian safety best practices; participation in GOHS/NHTSA activities and campaigns; pedestrian safety classes; presentation of pedestrian safety education at public safety events; GOHS task team meetings; distribution of children's public safety coloring books at the classroom and/or educational events; and distribution of reflective belts and LED lights with education during public pedestrian safety events.		
State Targets:	C-1, C-2, C-3, C-11		
GOHS Objectives:	5.1, 6.1, 7.1, 7.2		

Grantee:	Bike Athens	Grant Number:	GA-2022-F.A.S.T. 405h FHX-095
Project Title:	Athens Area Bicycle Education Program	Funding Source:	405d M6X FDL*PS
Funded Amount:	\$45,085.92	Total Expended (Percent of Funded Amount Expended):	\$42,062.86 (93%)
Activities Planned:	16	Activities Completed (Percent of Planned Activities Completed):	6 (38%)
		People Reached:	200
Project Description:	Our project will promote and advance bicycle safety by providing bicycle safety education to the following groups of people: youth, university students/staff, adults dependent on bicycles, anyone interested in riding a bicycle, car and bus drivers, and those enrolled in our Ticket Diversion program. We will offer weekly sessions on bike maintenance to help ensure bikes are safe to ride. We will also schedule classes on demand for any groups that request our education training sessions.		
Summary of Activities:	Classes and group rides taught cycling skills, bike law and safe riding tips to hundreds of adult and child bicyclists. The Ticket Diversion program reached cyclists who had been cited for unsafe riding with skills and education to improve their future cycling behavior. Educational events and material distribution in both English and Spanish improved public awareness of safe cycling, and Bike Friendly Driver classes improved motorists' awareness of cyclists on the road. Helmets were distributed to children and adults, improving crash protection. They participated in local tabling events at the University of Georgia and distributed free helmets to adults and children throughout the year. Additionally, they participated in monthly traffic safety improvement discussions and attended GOHS Task Team meetings throughout the year. COVID-19 had an impact on this grantee accomplishing all of their stated activities.		
State Targets:	C-1, C-2, C-3, C-11		
GOHS Objectives:	5.2, 7.1, 7.2		



6.8 Occupant Protection

The Occupant Protection program area includes grants that are responsible for increasing restraint use and decreasing unrestrained fatalities among adults and children in the state of Georgia. In FY2022, GOHS funded **six (6) projects** and expended a total of **\$1,933,203.98** within this program area. The funded projects under this program area are:

- Americus Police Department
- Atlanta Fire Rescue
- Department of Public Health
- Emory University (survey)
- University of Georgia, TSREG (evaluation)
- GAGOHS – Grantee 402 Occupant Protection

Some notable accomplishments within the Occupant Protection program area during FY2022 include:

- The Department of Public Health’s (DPH) Office of Injury Prevention serves the state of Georgia through eight (8) regional coordinators, and two program specialists.
- DPH served 91.8%, or 146 counties, which allowed them to distribute 3300 car seats throughout the state.
- Atlanta Fire grant was able to distribute 1,550 car seats to minority and low-income citizens across the state through 34 seat check events.

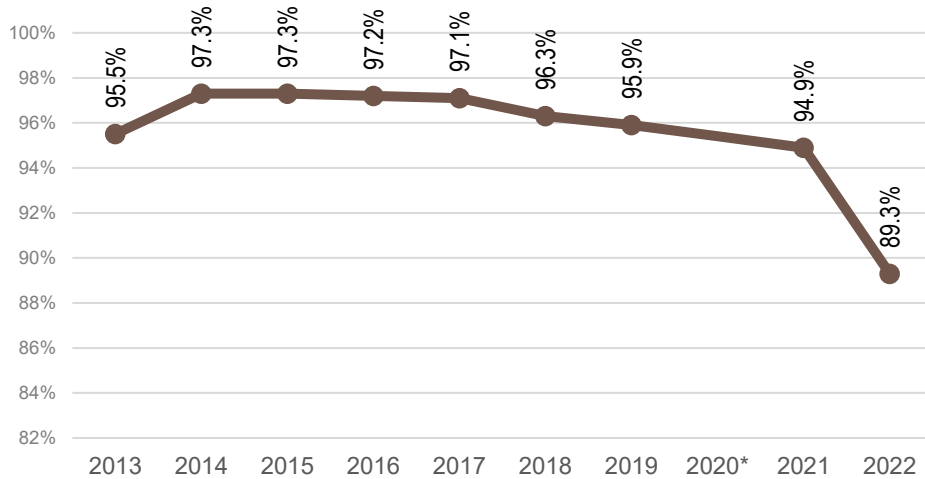
Seatbelt Usage

In 2022, the safety belt usage rate in Georgia decreased by 5.6% to 89.3% from the 2021 rate of 94.9%. Georgia continued its educational and enforcement effort during the year, including participation in the Click It or Ticket campaign, Child Passenger Seat Technician Training, seat checks, and high visibility nighttime seatbelt enforcement



Car Seat Installation Demonstration

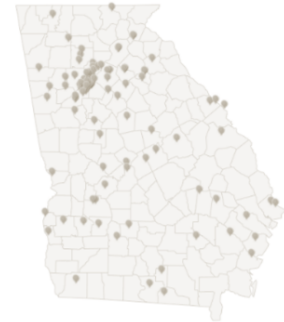
STATEWIDE USE OF OCCUPANT RESTRAINTS, 2013-2022



* Note, Georgia opted not to conduct the Seat Belt Observational Survey in 2020 under the NHTSA waiver through the CARES Act. Therefore, Georgia safety belt usage data is not available for 2020.

Car Seat Fitting Stations

Car seats and boosters provide protection for infants and children. GOHS funds grantees and certified technicians to help parents choose and use the right car seat for their children. During the inspection, the technicians teach the vehicle owner the correct procedure to install child safety seats properly and safely in his or her vehicle. In FY2022, the Atlanta Fire grantee distributed 1,550 car seats to minority and low-income citizens across the state through 34 seat check events.



Department of Public Health

The Child Occupant Safety Project (COSP), which is under the Department of Public Health's Office of Injury Prevention, serves the state of Georgia through eight (8) regional coordinators, and two program specialists. Through their combined efforts, they were able to certify 253 students and conduct 28 CEU's. This is the first time that they were able to exceed the projected number of counties participating in the Mini-Grant Program. In FFY22, DPH had a 91.8% participation rate, or 146 counties, which allowed them to distribute 3300 car seats throughout the state.

Child Safety Week - Caravan

The 2022 Georgia Child Safety Seat Caravan was held during Child Passenger Safety Week. Child Passenger Safety Week was from September 18th through September 24th. The Governor's Office of Highway Safety, DPH and its partners were able to host a successful CPS Week throughout the state. GOHS and DPH participated in five television interviews prior to CPS Week and 3 Interviews during CPS Week, including 1 virtual interview. GOHS updated two educational videos on tips and tricks for installing your car seat safely for CPS Week. Over 200 million people were reached through educational events and media campaigns. GOHS and GA DPH conducted in-person check events in 3 communities across the state, including Cairo, Hinesville, and Augusta. The traveling team also conducted onsite transportation education and evaluations for 9 daycares in 4 communities across the state. Assisted by the Regional Coordinators, mini-grantees through the Georgia Department of Public Health led traditional in-person community events on Saturday, the 24th. Overall, 333 seats were checked, and 310 seats distributed during CPS week, through DPH and mini grantees.

Funded Projects

The tables below show the grantee details for funded projects within the Occupant Protection program area.

Grantee:	GAGOHS - Grantee	Grant Number:	GA-2022-402 OP-173
Project Title:	402 Occupant Protection	Funding Source:	402 OP
Funded Amount:	\$123,383.89	Total Expended (Percent of Funded Amount Expended):	\$73,481.16 (60%)
Project Description:	To fund staff and activities for statewide Child Passenger Safety and Occupant Protection initiatives to encourage individuals to buckle the correct way every time they enter their vehicle.		
Summary of Activities:	GOHS supported occupant protection grants with meetings, site visits, grant management and other assistance. These activities contributed to the state's goal of decreasing injuries and fatalities involving failure to use safety belts.		
State Targets:	C-1, C-2, C-3, C-4		

Grantee:	Public Health, Georgia Department of	Grant Number:	GA-2022-402 OP-010
Project Title:	Child Occupant Safety Project	Funding Source:	402 OP
Funded Amount:	\$1,327,887.22	Total Expended (Percent of Funded Amount Expended):	\$1,298,315.88 (98%)
Activities Planned:	19	Activities Completed (Percent of Planned Activities Completed):	15 (79%)
		People Reached:	167,035
Project Description:	The Child Occupant Safety Project works to increase county capacity to provide child passenger safety resources by providing equipment, education, safety materials, and other resources.		
Summary of Activities:	This grant increased overall child restraint usage by providing monthly outreach activities, conducting CPST certification/renewal courses and instructor training, and encouraging 146 counties across the state to participate in CPS programming. Thousands of child restraints were distributed, education was provided to first responders regarding the Teddy Bear Sticker program, and additional trainings were provided. This grantee participated in TEN and other relevant meetings throughout the year.		
State Targets:	C-1, C-2, C-4, B-1		
GOHS Objectives:	2.1, 2.2		

Grantee:	City of Atlanta Fire Rescue Department		Grant Number:	GA-2022-402 OP-011	
Project Title:	Atlanta Fire Rescue Fitting Stations		Funding Source:	402 OP	
Funded Amount:	\$189,898.00	Total Expended (Percent of Funded Amount Expended):	\$182,620.33 (96%)		
Activities Planned:	7	Activities Completed (Percent of Planned Activities Completed):	5 (71%)	People Reached: 12,055	
Project Description:	To provide low-income families with the proper child safety seats. Then train them on correct child seat selection and installation. Then educate them on the laws governing Child passenger safety seats and seat belts in Georgia.				
Summary of Activities:	The City of Atlanta Fire Rescue Department certified fire EMS, law enforcement officials, and other health personnel as Child Passenger Safety Technicians, as well as work towards re-certifying already existing technicians. This grantee hosted community seat check events, distributed child safety seats to fire departments and hospitals, and assisted Georgia State Patrol with safety seat checks. Grant personnel also attended GOHS Task Team meetings.				
State Targets:	C-1, C-2, C-4, B-1				
GOHS Objectives:	2.2				

Grantee:	Americus Police Department		Grant Number:	GA-2022-402 OP-039	
Project Title:	Child Restraint Usage		Funding Source:	402 OP	
Funded Amount:	\$10,476.00	Total Expended (Percent of Funded Amount Expended):	\$3,301.22 (32%)		
Activities Planned:	7	Activities Completed (Percent of Planned Activities Completed):	1 (14%)	People Reached: 5,000	
Project Description:	Our goal is to provide child safety seats and educational/informational programs to low-income families on the importance of using proper child safety restraint system.				
Summary of Activities:	The Americus Police Department performed many child seat inspections and distributed free car seats to those who qualified within the community. Grant administrators attended GOHS Task Team and Family Connection meetings throughout the year. Staffing shortages prohibited this grantee from accomplishing all planned activities.				
State Targets:	C-1, C-2, C-4, B-1				
GOHS Objectives:	2.2				

Grantee:	Emory University	Grant Number:	GA-2022-F.A.S.T. 405b M1* OP-047
Project Title:	Statewide Seatbelt Survey	Funding Source:	405b M1*OP
Funded Amount:	\$289,271.00	Total Expended (Percent of Funded Amount Expended):	\$222,093.64 (77%)
Activities Planned:	9	Activities Completed (Percent of Planned Activities Completed):	9 (100%)
		People Reached:	1,000
Project Description:	Emory University will conduct a statewide observational seatbelt use survey meeting NHTSA requirements. Data on child restraint use and the prevalence of distraction will also be collected at the same time as seatbelt use.		
Summary of Activities:	The purpose of this grant is to conduct the annual seat belt and child restraint surveys in the state of Georgia. The Emory University staff, which included six grad students, worked closely with NHTSA and GOHS to research, design, and implement both surveys throughout the grant year. Training was provided to effectively carry out the surveys. Data was collected at 400 sites statewide, and a total of 35,100 vehicles were observed. Two reports were produced for GOHS; The first focused on front-seat seat belt use and driver distraction while the other focused on child restraint use.		
State Targets:	B-1		
GOHS Objectives:	Other		

Grantee:	Georgia, University of	Grant Number:	GA-2022-F.A.S.T. 405b M1*OP-118
Project Title:	Georgia Highway Safety Programs Evaluation	Funding Source:	405b M1*OP
Funded Amount:	\$175,005.27	Total Expended (Percent of Funded Amount Expended):	\$153,391.75 (88%)
Activities Planned:	19	Activities Completed (Percent of Planned Activities Completed):	19 (100%)
		People Reached:	5,488
Project Description:	The Traffic Safety Research and Evaluation Group at the University of Georgia will evaluate the effectiveness of highway safety programs in Georgia.		
Summary of Activities:	The purpose of this grant is to assist GOHS in evaluating its grantees throughout the year. The University of Georgia produced various reports about the progress of all GOHS's external grantees at different points throughout the year, wrote the annual Georgia Preliminary Fatality Report, and conducted a pilot study for a Rural Roads Evaluation. Additionally, this grantee was available for data support when necessary, and attended GOHS Task Team meetings throughout the year.		
State Targets:	C-1, C-2, C-4, B-1		
GOHS Objectives:	3,2, 7.2, Other		



6.9 Police Traffic Services

Highlights

The Police Services program area includes law enforcement grants that use high-visibility law enforcement to reduce the number of crashes, injuries, and fatalities on Georgia roadways. In FY2022, GOHS funded **fifty-five (55) projects** and expended a total of **\$4,590,615.17** within this program area. The funded projects under this program area are:

- 402 Police Traffic Services
- High Visibility Traffic Enforcement Projects, *18 grantees*
- Traffic Enforcement Network, *16 grantees*
- H.E.A.T. (Highway Enforcement of Aggressive Traffic), *19 grantees*
- HEAT/Nighthawks

Some notable accomplishments within Police Traffic Services program area during FY2022 include:

- Expanded the Law Enforcement Liaison (LEL) Program which allowed for more education and enforcement activity across the state.
 - Rollover Simulator and Seatbelt Convincer Programs
 - Speed Trailers deployed across state to assist local agencies with data to enable hot spot enforcement.
 - Continual engagement in TEN programs despite the challenges of the Coronavirus pandemic and manpower shortages.
- High visibility enforcement campaigns throughout the year
 - Ten campaigns executed
- Several campaigns & activities includes partnering with surrounding states (Alabama, Florida, South Carolina, and Tennessee).

- Continual engagement and enthusiastic participation in HEAT programs across multi-jurisdictional task forces despite the challenges of the Coronavirus pandemic

H.E.A.T. grantees used **82,291.63 activity hours** during the FFy2022 grant year. Hours were used for enforcement along with educational events such as teen driving classes, dissemination of educational materials, seat belt surveys, officer training (e.g., LIDAR, CPST), and participation in network meetings & mobilizations. These activities deterred aggressive driving, educated the public on proper use of child safety seats and safety belts, kept drivers up to date on distracted driving and school bus passing laws, fostered interagency cooperation, and furthered GOHS's mission of decreasing crashes, injuries, and fatalities statewide. Challenges included: pressures on staff time due to training, sick leave, diversion to other duties (non-traffic related due to covid-19 constraints). Five Thunder Task Force mobilizations were held around the state as well.

H.E.A.T CONTACTS FOR FFY 2022

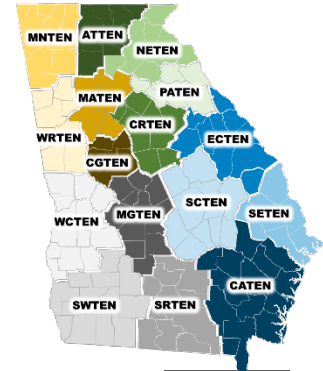
Grant ID	Law Enforcement Agency	Number of Contacts		
		Speeding	DUI	Occupant Protection
GA-2022-402 PT-072	Atlanta Police Department	3143	312	767
GA-2022-402 PT-054	Bibb County Government	1761	304	456
GA-2022-F.A.S.T. 405h FHX-036/GA-2022-402 PT-036	Burke County Sheriff's Office	1919	228	238
GA-2022-402 PT-081	Carroll County Sheriff's Office	2495	397	812
GA-2022-402 PT-087	Clayton County PD	3062	260	564
GA-2022-402 PT-009	Cobb Co Board of Commissioners - Police Dept.	1586	334	129
GA-2022-402 PT-021	Dawson County SO	1080	339	402
GA-2022-402 PT-023	DeKalb County PD	1788	76	305
GA-2022-402 PT-005	Douglas County SO	2492	193	455
GA-2022-402 PT-013	Dublin Police Department	1752	143	1377
GA-2022-402 PT-055	Floyd County PD	2048	88	641
GA-2022-402 PT-062	Forsyth County Sheriff's Office	2235	507	441
GA-2022-402 PT-037	Glynn County PD	2020	270	957
GA-2022-402 PT-080	Habersham County SO	1566	239	407
GA-2022-402 PT-022	Henry County PD/Henry Co BOC	1804	224	475
GA-2022-402 PT-074	Liberty County Sheriff's Office	1946	151	892
GA-2022-F.A.S.T. 405d Impaired Lo-066**	Public Safety, Georgia Department	3209	1715	590
GA-2022-402 PT-065	Public Safety, Georgia Department	5114	814	709
GA-2022-402 PT-078	Rockdale County SO	1794	42	738
GA-2022-402 PT-088	Savannah Police Department	2560	288	681
GA-2022-402 PT-082	Snellville Police Department	1394	169	508
TOTAL		46,769	7,093	12,544

* Occupant protection citations include child restraint use (child safety seats and booster seats)

** Grantee supports efforts under Impaired Driving program area

Traffic Enforcement Network (TEN)

The Governor's Office of Highway Safety, in cooperation with state and local law enforcement agencies, has created regional Traffic Enforcement Networks around the State of Georgia. There are currently sixteen regional traffic enforcement networks servicing all 159 counties in Georgia.



The Georgia Traffic Enforcement Network (TEN) by region are:

Northwest Region	Central Georgia – CGTEN	Southwest Region	Middle Georgia – MGTEN
	Metro Atlanta – MATEN		Southern Regional – SRTEN
	Mountain Area – MNTEN		Southwest – SWTEN
	Western Regional – WRTEN		West Central – WCTEN
Northeast Region	Appalachian Trail – ATTEN	Southeast Region	Coastal Area – CATEN
	Central Region – CRTEN		East Central – ECTEN
	Northeast – NETEN		Southeastern – SETEN
	Piedmont Area – PATEN		South Central – SCTEN

TRAFFIC ENFORCEMENT NETWORK CONTACTS FOR FFY2022

Grant ID	Law Enforcement Agency	Number of Contacts		
		Speeding	DUI	Occupant Protection
TEN-2022-402 PT-018	Burke County Sheriff's Office	1848	187	291
TEN-2022-402 PT-008	Calhoun Police Department	2341	46	252
TEN-2022-402 PT-017	Charlton County SO	213	28	61
TEN-2022-402 PT-004	Clay County Sheriff's Office	743	5	17
TEN-2022-402 PT-010	Demorest Police Department	183	58	59
TEN-2022-402 PT-029	Douglasville Police Department	1046	261	143
TEN-2022-402 PT-016	Effingham County SO	2879	107	215
TEN-2022-402 PT-030	Fayetteville Police Department	1012	82	120
TEN-2022-402 PT-012	Grady County Sheriff's Office	49	75	354
TEN-2022-402 PT-019	Holly Springs PD	1126	88	88
TEN-2022-402 PT-031	Newton County Sheriff's Office	695	79	213
TEN-2022-402 PT-028	Oglethorpe County Sheriff's Office	2408	90	111
TEN-2022-402 PT-011	Valdosta PD	656	111	213
TEN-2022-402 PT-022	Washington County SO	2736	40	122
TEN-2022-402 PT-021	Wilcox County Sheriff's Office	687	9	49
TEN-2022-402 PT-020	Zebulon Police Department	211	20	212
TOTAL		18,833	1,286	2,520

* Occupant protection citations include child restraint use (child safety seats and booster seats)

High Visibility Enforcement Grants

The Governor's Office of Highway Safety awarded 24 High Visibility Enforcement (HVE) grants in FFY2022. These projects are awarded based upon data in their respective jurisdictions and 18 of them focused on the enforcement of speed, DUI, and seatbelt laws. Those 18 projects used **21,065.53 activity hours** and are listed below.

HIGH VISIBILITY ENFORCEMENT CONTACTS FOR FFY2022

Grant ID	Law Enforcement Agency	Number of Contacts		
		Speeding	DUI	Occupant Protection
GA-2022-402 PT-077	Appling County Sheriff's Office	1179	82	35
GA-2022-402 PT-106	Banks County Sheriff's Office	1337	109	160
GA-2022-402 PT-163	Berrien County Sheriff's Office	1236	70	98
GA-2022-402 PT-092	Bremen Police Department	307	3	93
GA-2022-402 PT-086	Byron Police Department	1155	44	106
GA-2022-402 PT-053	Camden County Sheriff's Office	4403	108	152
GA-2022-402 PT-158	Charlton County Sheriff's Office	209	24	55
GA-2022-402 PT-155	Clinch County Sheriff's Office	810	30	46
GA-2022-402 PT-142	Crisp County Sheriff's Office	2909	64	119
GA-2022-402 PT-121	Franklin County Sheriff's Office	2203	152	89
GA-2022-402 PT-151	Haralson County Sheriff's Office	210	7	16
GA-2022-402 PT-027	Montgomery County Sheriff's Office	1080	1	77
GA-2022-402 PT-044	Pooler Police Department	2957	96	315
GA-2022-402 PT-113	Rabun County Sheriff's Office	1209	40	27
GA-2022-402 PT-157	Telfair County Sheriff's Office	1010	47	160
GA-2022-402 PT-028	Treutlen County Sheriff's Office	3135	9	34
GA-2022-402 PT-093	Wilcox County Sheriff's Office	557	2	22
GA-2022-402 PT-029	Worth County Sheriff's Office	3280	55	174
TOTAL		29,186	943	1,778

* Occupant protection citations include child restraint use (child safety seats and booster seats)

Funded Projects

The tables below show the grantee details for funded projects within the Police Traffic Services program area.

Grantee:	GAGOHS - Grantee		Grant Number:	GA-2022-402 PT-004
Project Title:	402PT: Police Traffic Services		Funding Source:	402 PT
Funded Amount:	\$950,950.00	Total Expended (Percent of Funded Amount Expended):	\$835,618.68 (88%)	
Project Description:	To fund staff and activities for statewide comprehensive safety programs designed to reduce motor vehicle related traffic crashes, injuries, and fatalities			
Summary of Activities:	Enforcement campaigns, mobilizations, and Thunder Task Force deployments enhanced enforcement of aggressive driving and improved public awareness of seat belt, DUI, speed, and distracted driving laws. Educational events with the Rollover Simulator and Seat Belt Convincer encouraged the public to use seat belts and child safety seats on all trips.			
State Targets:	C-1, C-2, C-3, C-4, C-5, C-6, C-7, C-10, C-11, B-1			

Grantee:	Multiple (n=19 grants)	Grant Number:	Multiple (n=19 grants)
Project Title:	H.E.A.T. (Highway Enforcement of Aggressive Traffic) Grants	Funding Source:	402PT
Funded Amount:	\$2,591,947.91	Total Expended (Percent of Funded Amount Expended):	\$2,227,497.84 (86%)
Activities Planned:	190	Activities Completed (Percent of Planned Activities Completed):	157 (83%)
		Activity Hours:	83,291.63
Project Description:	H.E.A.T. is designed to educate the public and enforce laws related to impaired and aggressive driving. Each officer is armed with materials to educate Georgia residents about state laws that regulate aggressive and impaired driving. Education and enforcement must go hand-in-hand for the Governor's Office of Highway Safety and its statewide partners to be successful in reducing the number of crashes, fatalities and injuries on our highways. For FFY 2022, there were 19 H.E.A.T. projects funded. Each grant funded enforcement hours and distinctively marked H.E.A.T. vehicle(s).		
Summary of Activities:	H.E.A.T. grants conducted enhanced enforcement statewide, particularly in areas with high rates of crashes and fatalities, focusing on speeding, DUI and seat belt citations; participated in multiagency mobilization; held educational events; and performed seat belt surveys. These activities increased public awareness of laws such as the Hands-Free and Move Over laws, increased awareness of enforcement, decreased speeding and DUI, increased seat belt use, and contributed to the state's goals of decreasing crashes, injuries, and fatalities, especially those related to speeding, impaired driving, and failure to use safety belts.		
State Targets:	C-1, C-2, C-3, C-4, C-5, C-6, C-7, C-9, C-10, C-11, B-1		
GOHS Objectives:	1.1, 2.1, 3.1, 6.1, 7.2, 10.2		

****HEAT Grants:** Douglas County Sheriff's Office, Cobb Co Board of Commissioners - Police Dept., Dawson County Sheriff's Office, Dublin Police Department, Henry County PD/Henry Co BOC, DeKalb County Police Department, Burke County Sheriff's Office, Bibb County Government, Forsyth County Sheriff's Office, Floyd County Police Department, City of Atlanta Police Department, Liberty County Sheriff's Office, Rockdale County Sheriff's Office, Habersham County Sheriff's Office, Carroll County Sheriff's Office, Snellville Police Department, Clayton County Police Department, Savannah Police Department, Glynn County Police Department

Grantee:	Public Safety, Georgia Department of	Grant Number:	GA-2022-402 PT-065
Project Title:	HEAT/Nighthawks- Middle-GA	Funding Source:	402PT
Funded Amount:	\$950,595.39	Total Expended (Percent of Funded Amount Expended):	\$738,682.71 (78%)
Activities Planned:	7	Activities Completed (Percent of Planned Activities Completed):	6 (86%)
		Activity Hours:	12,145
Project Description:	To more effectively address the problem related to impaired drivers. The task force will provide intense enforcement coverage of the Atlanta and Savannah area.		
Summary of Activities:	The North/South HEAT/Nighthawk Task Force conducted enhanced enforcement related to impaired driving; assisted other agencies with Administrative License Suspension cases and conducted 11 educational events during the grant year. These activities removed impaired drivers from Georgia's roads, enhanced the effectiveness of prosecutions, enhanced public understanding of laws including the impaired driving laws, increased law enforcement visibility and built stronger connections between agencies. These activities contributed to the state's goal of decreasing crashes, injuries and fatalities, particularly those related to impaired driving.		
State Targets:	C-1, C-2, C-3, C-4, C-5, C-6, C-7, C-9, C-10, C-11, B-1		
GOHS Objectives:	1.1, 1.3, 6.1, 7.2		

Grantee:	Multiple (n=16)	Grant Number:	Multiple (n=16)
Project Title:	Traffic Enforcement Network (TEN)	Funding Source:	402PT
Funded Amount:	\$328,928.32	Total Expended (Percent of Funded Amount Expended):	\$239,583.95 (73%)
Activities Planned:	82	Activities Completed (Percent of Planned Activities Completed):	77 (94%)
		Activity Hours:	4,114.46
Project Description:	Each law enforcement agency in the State of Georgia is encouraged to participate in a regional Traffic Enforcement Network. The sixteen regional traffic enforcement networks cover all 159 counties in Georgia. The networks are open to all sworn law enforcement officers and prosecutors and are designed to enhance traffic enforcement activities through networking, training, and legislation. They empower traffic enforcement officers to voice their concerns and share ideas with their counterparts from other agencies in their region. Guest speakers and panelists have included state and municipal court judges, prosecutors, legislators, MADD representatives, Public Service Commission, and ALS judges. TEN grants include funds to support activity hours, travel to meetings and conferences (e.g. regional Law Enforcement Liaison conference, multiple-state mobilizations, network meetings), and to provide plaques and awards to recognize officers for noteworthy accomplishments in enforcement.		
Summary of Activities:	By conducting enhanced enforcement of DUI, seat belt and speeding laws, deploying speed trailers to enhance public awareness of excessive speed, and holding educational events, the state's TEN grants decreased speeding and DUI, improved seat belt use, increased public awareness of the law and visibility of enforcement, promoted interagency cooperation, and enhanced the training effectiveness of law enforcement officers statewide. These activities contributed to the state's goals of reducing crashes, injuries and fatalities, particularly those related to speeding, impaired driving and failure to wear safety belts.		
State Targets:	C-1, C-2, C-3, C-4, C-5, C-6, C-7, C-9, C-10, C-11, B-1		
GOHS Objectives:	6.1		

****TEN Grants:** Clay County Sheriff's Office, Calhoun Police Department, Demorest Police Department, City of Valdosta Police Department, Grady County Sheriff's Office, Effingham County Sheriff's Office, Charlton County Sheriff's Office, Burke County Sheriff's Office, Holly Springs Police Department, Zebulon Police Department, Wilcox County Sheriff's Office, Washington County Sheriff's Office, Oglethorpe County Sheriff's Office, City of Douglasville, Fayetteville Police Department, Newton County Sheriff's Office.

Grantee:	Montgomery County Sheriff's Office	Grant Number:	GA-2022-402 PT-027
Project Title:	High Visibility Enforcement Project	Funding Source:	402 PT
Funded Amount:	\$39,320.00	Total Expended (Percent of Funded Amount Expended):	\$20,035.91 (51%)
Activities Planned:	6	Activities Completed (Percent of Planned Activities Completed):	1 (17%)
		Activity Hours:	848
Project Description:	Montgomery County Sheriff's Office has established an enforcement effort focusing on alcohol and drug-impaired driving and speeding, utilizing high visibility enforcement efforts to decrease the number of crashes and crash-related injuries.		
Summary of Activities:	The grantee established an enforcement and education effort focusing on alcohol and drug-impaired driving and speeding.		
State Targets:	C-1, C-2, C-3, C-4, C-5, C-6, C-7, C-9, C-10, C-11, B-1		
GOHS Objectives:	1.1, 3.1, 6.1, 7.2		

Grantee:	Treutlen County Sheriff's Office	Grant Number:	GA-2022-402 PT-028
Project Title:	High Visibility Enforcement Project	Funding Source:	402 PT
Funded Amount:	\$48,410.00	Total Expended (Percent of Funded Amount Expended):	\$45,442.39 (94%)
Activities Planned:	6	Activities Completed (Percent of Planned Activities Completed):	2 (33%)
		Activity Hours:	2,318
Project Description:	The Treutlen County Sheriff's Office has established an enforcement effort focusing on the dangers and consequences of impaired driving and speeding utilizing road checks, speed deterrent measures, and impaired driving technology.		
Summary of Activities:	Grantee established an enforcement and education effort focusing on the dangers and consequences of impaired driving and speeding.		
State Targets:	C-1, C-2, C-3, C-4, C-5, C-6, C-7, C-9, C-10, C-11, B-1		
GOHS Objectives:	1.1, 3.1, 6.1, 6.2, 7.2		

Grantee:	Worth County Sheriff's Office	Grant Number:	GA-2022-402 PT-029
Project Title:	High Visibility Enforcement Project	Funding Source:	402 PT
Funded Amount:	\$48,880.00	Total Expended (Percent of Funded Amount Expended):	\$46,782.77 (96%)
Activities Planned:	7	Activities Completed (Percent of Planned Activities Completed):	6 (86%)
		Activity Hours:	2,012
Project Description:	Worth County Sheriff's Office has established an enforcement effort focusing on the dangers and consequences of speeding and impaired drivers.		
Summary of Activities:	The grantee established an enforcement and education effort focusing on the dangers and consequences of speeding and impaired drivers.		
State Targets:	C-1, C-2, C-3, C-4, C-5, C-6, C-7, C-9, C-10, C-11, B-1		
GOHS Objectives:	1.1, 3.1, 6.1, 7.2		

Grantee:	Pooler Police Department	Grant Number:	GA-2022-402 PT-044
Project Title:	Speed-Related Crashes from Following Too Closely	Funding Source:	402 PT
Funded Amount:	\$93,903.80	Total Expended (Percent of Funded Amount Expended):	\$92,928.30 (99%)
Activities Planned:	6	Activities Completed (Percent of Planned Activities Completed):	6 (100%)
		Activity Hours:	2,288.73
Project Description:	To reduce the number of crashes from vehicles traveling too fast for conditions, speeding, and following too closely, thereby also reducing the number of injuries in crashes by strict enforcement of these violations on roadways with high crash data.		
Summary of Activities:	The grantee initiated more than 240 speed contacts and 40 aggressive driving contacts each month. They also used the mobile speed sign 35 times during the grant year and provided nine educational events.		
State Targets:	C-1, C-2, C-3, C-4, C-5, C-6, C-7, C-9, C-10, C-11, B-1		
GOHS Objectives:	3.1, 6.1, 7.2		

Grantee:	Camden County Sheriff's Office	Grant Number:	GA-2022-402 PT-053
Project Title:	High Visibility Enforcement Grant	Funding Source:	402 PT
Funded Amount:	\$71,190.00	Total Expended (Percent of Funded Amount Expended):	\$40,621.17 (57%)
Activities Planned:	7	Activities Completed (Percent of Planned Activities Completed):	5 (71%)
			Activity Hours: 2,192
Project Description:	Camden County Sheriff's Office (CCSO) will increase its citizens' and visitors' awareness of the dangers and consequences of speeding, driving under the influence (DUI), and distracted driving by using high visibility enforcement efforts.		
Summary of Activities:	The grantee initiated 530 speed contacts and 7 distracted driving contacts each month in areas where crash data showed hot spot locations.		
State Targets:	C-1, C-2, C-3, C-4, C-5, C-6, C-7, C-9, C-10, C-11, B-1		
GOHS Objectives:	1.1, 3.1, 6.1, 7.2, 10.1		

Grantee:	Appling County Sheriff's Office	Grant Number:	GA-2022-402 PT-077
Project Title:	Appling County High Visibility Enforcement Project	Funding Source:	402 PT
Funded Amount:	\$48,850.00	Total Expended (Percent of Funded Amount Expended):	\$24,911.05 (51%)
Activities Planned:	6	Activities Completed (Percent of Planned Activities Completed):	3 (50%)
			Activity Hours: 1,106.50
Project Description:	The Appling County Sheriff's Office (ACSO) will increase its citizens' awareness of the dangers and consequences of driving impaired and speeding in Appling County during the grant period through high visibility enforcement efforts.		
Summary of Activities:	The grantee initiated 142 speed contacts and 7 impaired driving contacts each month. They also conducted 6 educational events during the grant year.		
State Targets:	C-1, C-2, C-3, C-4, C-5, C-6, C-7, C-9, C-10, C-11, B-1		
GOHS Objectives:	1.1, 3.1, 6.1, 7.2		

Grantee:	Byron Police Department	Grant Number:	GA-2022-402 PT-086
Project Title:	Byron High Visibility Enforcement	Funding Source:	402 PT
Funded Amount:	\$33,713.60	Total Expended (Percent of Funded Amount Expended):	\$29,006.86 (86%)
Activities Planned:	7	Activities Completed (Percent of Planned Activities Completed):	7 (100%)
		Activity Hours:	704
Project Description:	The Byron Police Department is proposing a request for assistance in combating the increasing speed problem within its jurisdiction.		
Summary of Activities:	The Byron PD initiated 268 speed contacts and 40 seatbelt violations along with deploying the speed trailer 2 times a month. They also conducted 4 educational events		
State Targets:	C-1, C-2, C-3, C-4, C-5, C-6, C-7, C-9, C-10, C-11, B-1		
GOHS Objectives:	2.1, 3.1, 6.1, 6.2		

Grantee:	Bremen Police Department	Grant Number:	GA-2022-402 PT-092
Project Title:	Bremen Safe Streets	Funding Source:	402 PT
Funded Amount:	\$16,689.60	Total Expended (Percent of Funded Amount Expended):	\$16,689.60 (100%)
Activities Planned:	5	Activities Completed (Percent of Planned Activities Completed):	4 (80%)
		Activity Hours:	910.80
Project Description:	A proactive approach to speed enforcement for safer traveling through the City of Bremen. The purpose of this is to educate the motoring public about speed related crashes through data collection.		
Summary of Activities:	The grantee initiated 91 speed contacts each month and conducted 2 educational events during the grant year.		
State Targets:	C-1, C-2, C-3, C-4, C-5, C-6, C-7, C-9, C-10, C-11, B-1		
GOHS Objectives:	3.1, 6.1, 6.2		

Grantee:	Wilcox County Sheriff's Office	Grant Number:	GA-2022-402 PT-093
Project Title:	Speed Limit Obedience and Wisdom (SLOW)	Funding Source:	402 PT
Funded Amount:	\$30,400.00	Total Expended (Percent of Funded Amount Expended):	\$20,046.57 (66%)
Activities Planned:	6	Activities Completed (Percent of Planned Activities Completed):	4 (67%)
		Activity Hours:	727
Project Description:	The Wilcox County Sheriff's Office (WCSO) will increase its citizens' and visitors' awareness of the dangers and consequences of speeding and driving under the influence (DUI) while reducing the number of crash-related injuries and fatalities in the county during the grant period through education and speed enforcement using high visibility enforcement efforts. WCSO will utilize Radar and Alco-Sensors devices to meet the project objectives and goals.		
Summary of Activities:	The grantee conducted 10 sobriety checkpoints and 14 educational events during the grant year. They also initiated 50 speed contacts each month.		
State Targets:	C-1, C-2, C-3, C-4, C-5, C-6, C-7, C-9, C-10, C-11, B-1		
GOHS Objectives:	1.1, 6.1, 6.2		

Grantee:	Banks County Sheriff's Office	Grant Number:	GA-2022-402 PT-106
Project Title:	Banks County Speed Deterrent and Education	Funding Source:	402 PT
Funded Amount:	\$42,432.00	Total Expended (Percent of Funded Amount Expended):	\$ 4,536.96 (11%)
Activities Planned:	7	Activities Completed (Percent of Planned Activities Completed):	6 (86%)
		Activity Hours:	116
Project Description:	The Banks County Sheriff's Office is proposing a request for assistance is combating the concerning speed issue within its jurisdiction.		
Summary of Activities:	The grantee deployed their speed trailer 43 times during the grant year. They initiated 88 speed contacts and 42 distracted driving contacts each month.		
State Targets:	C-1, C-2, C-3, C-4, C-5, C-6, C-7, C-9, C-10, C-11, B-1		
GOHS Objectives:	3.1, 3.2, 6.1, 6.2		

Grantee:	Rabun County Sheriff's Office	Grant Number:	GA-2022-402 PT-113
Project Title:	Rabun County Sheriff's Office High Visibility Enforcement Program	Funding Source:	402 PT
Funded Amount:	\$60,270.00	Total Expended (Percent of Funded Amount Expended):	\$48,852.50 (81%)
Activities Planned:	7	Activities Completed (Percent of Planned Activities Completed):	4 (57%)
		Activity Hours:	1,439
Project Description:	The Rabun County Sheriff's Office is proposing a request for assistance in combating the concerning speed issue within its' jurisdiction. Our agency has the internal traffic related goal to have all patrol on every shift equipped with radar units to assist with deterring speed within Rabun County. We are also seeking to acquire a Speed Detection trailer and devices to utilize as an educational tool in order to increase safety on our local highways and school zones.		
Summary of Activities:	Once the speed trailers were received, they were able to deploy them 2 times a month. They also conducted 19 road checks during the year and made 128 speed contacts each month.		
State Targets:	C-1, C-2, C-3, C-4, C-5, C-6, C-7, C-9, C-10, C-11, B-1		
GOHS Objectives:	3.1, 6.1, 6.2, 7.2		

Grantee:	Franklin County Sheriff's Office	Grant Number:	GA-2022-402 PT-121
Project Title:	2022 Impaired Driving and Speed Awareness	Funding Source:	402 PT
Funded Amount:	\$43,283.60	Total Expended (Percent of Funded Amount Expended):	\$33,155.44 (77%)
Activities Planned:	6	Activities Completed (Percent of Planned Activities Completed):	4 (67%)
		Activity Hours:	1,136
Project Description:	To fund our small rural agency in a effort to gain high visibility traffic enforcement initiatives, help reduce traffic crashes, serious injuries and fatalities caused by impaired driving and excessive speed.		
Summary of Activities:	The grantee initiated 152 speed contacts and 13 DUI contacts each month. They also conducted one highway safety focus educational event each month.		
State Targets:	C-1, C-2, C-3, C-4, C-5, C-6, C-7, C-9, C-10, C-11, B-1		
GOHS Objectives:	3.1, 6.1, 6.2		

Grantee:	Crisp County Sheriff's Office	Grant Number:	GA-2022-402 PT-142
Project Title:	High Visibility Traffic Enforcement	Funding Source:	402 PT
Funded Amount:	\$23,483.20	Total Expended (Percent of Funded Amount Expended):	\$23,482.16 (100%)
Activities Planned:	6	Activities Completed (Percent of Planned Activities Completed):	4 (67%)
		Activity Hours:	1,132.50
Project Description:	If funded, this grant will provide money for enforcement hours that will allow CCSO to continue our traffic enforcement efforts and reduce driving impaired incidents. The project is designed to enhance the agency's capabilities to reduce the number of fatalities, injuries, and crashes and to disseminate specific traffic safety information in areas of great concern. CCSO's proposal will include the use of RADARs and LIDARs to aid in combating speed related driving incident.		
Summary of Activities:	Crisp Co conducted 17 road checks and 6 highway safety focused educational events during the year. They also initiated 242 speed contacts.		
State Targets:	C-1, C-2, C-3, C-4, C-5, C-6, C-7, C-9, C-10, C-11, B-1		
GOHS Objectives:	1.1, 3.1, 6.1, 6.2		

Grantee:	Haralson County Sheriff's Office	Grant Number:	GA-2022-402 PT-151
Project Title:	Haralson County High Visibility Enforcement	Funding Source:	402 PT
Funded Amount:	\$48,600.00	Total Expended (Percent of Funded Amount Expended):	\$13,599.63 (28%)
Activities Planned:	7	Activities Completed (Percent of Planned Activities Completed):	4 (57%)
		Activity Hours:	181
Project Description:	The goal of the Haralson Co Sheriff's Office High Visibility and Enforcement Project is to effectively enhance the safety of the motoring public. This goal will be accomplished by means of enforcement and education through community partnership in hopes of decreasing the number of speeding and unsafe motorists, as well as the overall number of collisions within Haralson County.		
Summary of Activities:	The grantee initiated 136 speed contacts, 14 DUI contacts, and held 3 road checks during the grant year.		
State Targets:	C-1, C-2, C-3, C-4, C-5, C-6, C-7, C-9, C-10, C-11, B-1		
GOHS Objectives:	1.1, 3.1, 6.1, 6.2		

Grantee:	Clinch County Sheriff's Office	Grant Number:	GA-2022-402 PT-155
Project Title:	High Visibility Enforcement Project	Funding Source:	402 PT
Funded Amount:	\$23,066.00	Total Expended (Percent of Funded Amount Expended):	\$20,150.50 (87%)
Activities Planned:	6	Activities Completed (Percent of Planned Activities Completed):	5 (83%)
		Activity Hours:	995.50
Project Description:	Clinch County Sheriff's Office will establish a traffic enforcement effort focusing on the dangers and consequences of speeding and impaired drivers.		
Summary of Activities:	The grantee initiated 2 DUI contacts and 72 speed contacts each month. They also conducted 11 highway safety educational events during the year.		
State Targets:	C-1, C-2, C-3, C-4, C-5, C-6, C-7, C-9, C-10, C-11, B-1		
GOHS Objectives:	1.1, 3.1, 6.1, 6.2, 7.2		

Grantee:	Telfair County Sheriff's Office	Grant Number:	GA-2022-402 PT-157
Project Title:	Telfair County Sheriff's Office High Visibility Enforcement Project	Funding Source:	402 PT
Funded Amount:	\$36,520.00	Total Expended (Percent of Funded Amount Expended):	\$36,316.82 (99%)
Activities Planned:	6	Activities Completed (Percent of Planned Activities Completed):	5 (83%)
		Activity Hours:	1,553.50
Project Description:	Telfair County Sheriff's Office will establish a traffic enforcement effort focusing on the dangers and consequences of speeding and impaired drivers.		
Summary of Activities:	The grantee conducted 86 speed contacts and 4 DUI contacts each month. They also conducted 18 road checks during the year.		
State Targets:	C-1, C-2, C-3, C-4, C-5, C-6, C-7, C-9, C-10, C-11, B-1		
GOHS Objectives:	1.1, 3.1, 6.1		

Grantee:	Charlton County Sheriff's Office		Grant Number:	GA-2022-402 PT-158	
Project Title:	High Visibility Enforcement Project		Funding Source:	402 PT	
Funded Amount:	\$46,960.00	Total Expended (Percent of Funded Amount Expended):	\$ 13,300.97 (38%)		
Activities Planned:	7	Activities Completed (Percent of Planned Activities Completed):	6 (86%)	Activity Hours: 706	
Project Description:	Charlton County Sheriff's Office has established a traffic enforcement effort focusing on the dangers and consequences of speeding and impaired drivers.				
Summary of Activities:	The grantee initiated 48 speed contacts and 4 DUI contacts each month. They also conducted 25 road checks and 9 highway safety educational events.				
State Targets:	C-1, C-2, C-3, C-4, C-5, C-6, C-7, C-9, C-10, C-11, B-1				
GOHS Objectives:	1.1, 3.1, 6.1, 6.2, 7.2				

Grantee:	Berrien County Sheriff's Office		Grant Number:	GA-2022-402 PT-163	
Project Title:	Berrien County Sheriff's Office High Visibility Enforcement Project		Funding Source:	402 PT	
Funded Amount:	\$27,075.00	Total Expended (Percent of Funded Amount Expended):	\$19,372.39 (72%)		
Activities Planned:	8	Activities Completed (Percent of Planned Activities Completed):	7 (88%)	Activity Hours: 699	
Project Description:	Berrien County Sheriff's Office will establish a traffic enforcement effort focusing on the dangers and consequences of speeding, safety belt usage, and impaired drivers.				
Summary of Activities:	The grantee initiated 110 speed contacts, 6 DUI contacts, and 15 seatbelt contacts each month. They also conducted 34 road checks and 3 educational events during the year.				
State Targets:	C-1, C-2, C-3, C-4, C-5, C-6, C-7, C-9, C-10, C-11, B-1				
GOHS Objectives:	1.1, 3.1, 6.1, 7.2				



6.10 Railroad Safety

Highlights

The Railroad Safety program area includes a grant that provides training and education to both the "First Responders" and "general public" about safety around trains, railroad tracks and right of ways, and special railroad collisions/ police reporting. In FY2022, GOHS funded one (1) project and expended a total of \$23,144.75 within this program area. The funded project under this program area is:

- First Responders Training and Mobile Truck Exhibit

Operation Lifesavers, Inc. was still feeling the effects of the COVID-19 Pandemic and were unable to attend many of the activities in person. Operation Lifesavers was able to continue providing quarterly updates to Operation Lifesaver members as well as provide materials and handouts to those who requested information.

Funded Projects

The tables below show the grantee details for funded projects within the Railroad Safety program area.

Grantee:	Georgia Operation Lifesaver, Inc.	Grant Number:	GA-2022-402 RH-048
Project Title:	First Responders Training and Mobile Truck Exhibit	Funding Source:	F.A.S.T. 402 RH
Funded Amount:	\$28,884.00	Total Expended (Percent of Funded Amount Expended):	\$23,144.75 (80%)
Activities Planned:	4	Activities Completed (Percent of Planned Activities Completed):	4 (100%)
		People Reached:	50,000
Project Description:	Georgia Operation Lifesaver will provide training and education to both the "First Responders" and "general public" about safety around trains, railroad tracks and right a ways and special railroad collisions/ police reporting.		
Summary of Activities:	The Georgia Operation Lifesaver was active throughout the state of Georgia despite some lingering challenges posed by COVID-19. This organization distributed resources and materials at community events, held virtual trainings, paid attention to legislative changes regarding railroad safety throughout the year, and held quarterly meetings to discuss upcoming activities and events.		
State Targets:	C-1, C-2, C-3, C-7, C-10, C-11		
GOHS Objectives:	6.2, 7.1		



6.11 Speed Management

Highlights

The Speed Management program area includes grants that enforce speed limits using high visibility enforcement methods and speed technologies to reduce speed-related fatalities. In FY2022, GOHS funded **seven (7) projects** and expended a total of **\$277,502.26** within this program area. The funded projects under this program area are:

- Chatsworth Speed Kills
- Lowndes County SPEED (Sheriff's Patrol to Enforce Effective Driving)
- High Visibility Traffic Grant (2 grantees)
- Speed Detection Grant (2 grantees)
- Speed Enforcement Training Programs

Some notable accomplishments within the Speed Management program area during FY2022 include:

- Enthusiastic grantees used **9,463 activity hours** to continue high visibility enforcement of speed detection enforcement during the coronavirus pandemic.
- 100 Days of Summer H.E.A.T. high visibility enforcement campaign from Memorial Day through Labor Day
- Held a weeklong speed education and enforcement campaign (Operation Southern Slow Down) and partnered with surrounding states to maintain a united voice.
- Continuous statewide focus on speed on interstate highways
- 696 law enforcement officers received training in speed detection
 - 566 trained as speed detection operators
 - 62 trained as basic lidar operators
 - 29 trained as basic radar operators
 - 39 trained as speed detection instructors

HIGH VISIBILITY ENFORCEMENT GRANTS:

GOHS awarded six (6) high visibility enforcement and education projects dedicated to speed enforcement. These 6 grantees used 9,463 activity hours.

Grant ID	Law Enforcement Agency	Number of Contacts		
		Speeding	DUI	Occupant Protection
GA-2022-402 SC-073	Calhoun Police Department	2268	41	244
GA-2022-402 SC-150	Chatsworth Police Department	630	1	20
GA-2022-402 SC-089	Effingham County Sheriff's Office	2822	56	165
GA-2022-402 SC-159	Jefferson Police Department	1382	5	11
GA-2022-402 SC-045	Lowndes County Sheriff's Office	6566	165	470
GA-2022-402 SC-038	Washington County Sheriff's Office	2759	41	164
TOTAL		16,427	309	1,074

* Occupant protection citations include child restraint use (child safety seats and booster seats)

Funded Projects

The tables below show the grantee details for funded projects within the Speed Management program area.

Grantee:	Public Safety Training Center, Georgia	Grant Number:	GA-2022-402 SC-024
Project Title:	Speed Enforcement Training Programs	Funding Source:	F.A.S.T. 402 SC
Funded Amount:	\$50,480.44	Total Expended (Percent of Funded Amount Expended):	\$45,459.95 (90%)
Activities Planned:	6	Activities Completed (Percent of Planned Activities Completed):	3 (50%)
		People Reached:	500,000
Project Description:	Advanced-level law enforcement training programs focused on reducing serious injury and fatality-related crashes through proactive, aggressive speed enforcement training initiatives.		
Summary of Activities:	The Georgia Public Safety Training Center conducted Speed Detection Instructor, Speed Detection Operator, Basic RADAR, Basic LIDAR, and monthly RADAR Refresher trainings either online, at offsite locations, or at the Georgia Public Safety Training Center over the grant year.		
State Targets:	C-1, C-2, C-6		
GOHS Objectives:	3.1		

Grantee:	Washington County Sheriff's Office	Grant Number:	GA-2022-402 SC-038
Project Title:	Speed Grant	Funding Source:	F.A.S.T. 402 SC
Funded Amount:	\$55,371.00	Total Expended (Percent of Funded Amount Expended):	\$54,342.00 (98%)
Activities Planned:	5	Activities Completed (Percent of Planned Activities Completed):	4 (80%)
		Activity Hours:	2,436
Project Description:	Washington County Sheriff's Office will increase its citizens' and visitors' awareness of the dangers and consequences of speeding while reducing the number of crash-related injuries and fatalities in the county during the grant period through education and speed enforcement using high visibility enforcement efforts.		
Summary of Activities:	The Washington County Sheriff's Office participated in GOHS/NHTSA highway safety campaigns, where they entered enforcement data into the GOHS online reporting system. They also participated in regional meetings and initiatives, conducted quarterly highway safety educational events, and made more than 200 speed contacts per month during the grant period.		
State Targets:	C-1, C-2, C-6		
GOHS Objectives:	3.1, 6.1, 6.2		

Grantee:	Lowndes County Sheriff's Office	Grant Number:	GA-2022-402 SC-045
Project Title:	SPEED: Sheriff's Patrol to Enforce Effective Driving	Funding Source:	F.A.S.T. 402 SC
Funded Amount:	\$52,063.60	Total Expended (Percent of Funded Amount Expended):	\$45,972.59 (88%)
Activities Planned:	5	Activities Completed (Percent of Planned Activities Completed):	5 (100%)
		Activity Hours:	1,869
Project Description:	A 5-person team of Sheriff's Deputies was assigned to the Lowndes County Sheriff's Office Traffic Unit. The goal of this team is to reduce the number of crashes resulting in serious injury and fatality through proactive patrol and enforcement of Georgia Traffic Laws.		
Summary of Activities:	The Lowndes County Sheriff's Office made more than 350 speeding contacts per month, attended monthly regional traffic enforcement network meetings, and conducted quarterly educational events for the public. They also participated in GOHS/NHTSA highway safety campaigns, where they entered enforcement data into the GOHS online reporting system.		
State Targets:	C-1, C-2, C-6		
GOHS Objectives:	3.1, 6.1, 6.2, 7.2		

Grantee:	Calhoun Police Department	Grant Number:	GA-2022-402 SC-073
Project Title:	High Visibility Traffic Grant	Funding Source:	F.A.S.T. 402 SC
Funded Amount:	\$51,296.00	Total Expended (Percent of Funded Amount Expended):	\$29,517.74 (58%)
Activities Planned:	5	Activities Completed (Percent of Planned Activities Completed):	5 (100%)
		Activity Hours:	1,135.50
Project Description:	The Calhoun Police Department will aggressively enforce the laws that govern speeds on the roadways of Calhoun.		
Summary of Activities:	The Calhoun Police Department participated in GOHS/NHTSA highway safety campaigns, where they entered enforcement data into the GOHS online reporting system. They also participated in regional meetings and initiatives, conducted quarterly highway safety educational events, and made more than 160 speed contacts per month during the grant period.		
State Targets:	C-1, C-2, C-6		
GOHS Objectives:	3.1		

Grantee:	Effingham County Sheriff's Office	Grant Number:	GA-2022-402 SC-089
Project Title:	Speed Detection	Funding Source:	F.A.S.T. 402 SC
Funded Amount:	\$68,580.00	Total Expended (Percent of Funded Amount Expended):	\$68,438.53 (100%)
Activities Planned:	6	Activities Completed (Percent of Planned Activities Completed):	6 (100%)
		Activity Hours:	2,886
Project Description:	The Effingham County Sheriff's Office will deploy grant issued RADAR's, LINDAR, and a mobile speed trailer in order to decrease the number of speed related crashes in the county.		
Summary of Activities:	The Effingham County Sheriff's Office made more than 240 speeding contacts per month, attended monthly regional traffic enforcement network meetings, and conducted quarterly educational events for the public. They also participated in GOHS/NHTSA highway safety campaigns, where they entered enforcement data into the GOHS online reporting system. Additionally, they deployed the mobile speed sign multiple times during the grant period.		
State Targets:	C-1, C-2, C-6		
GOHS Objectives:	1.1, 3.1, 6.1, 6.2		

Grantee:	Chatsworth Police Department	Grant Number:	GA-2022-402 SC-150
Project Title:	Speed Kills	Funding Source:	F.A.S.T. 402 SC
Funded Amount:	\$23,060.00	Total Expended (Percent of Funded Amount Expended):	\$16,771.61 (73%)
Activities Planned:	6	Activities Completed (Percent of Planned Activities Completed):	4 (67%)
		Activity Hours:	598.50
Project Description:	The City of Chatsworth has had a growing problem of speed related crashes in 3 areas within the city. In the past 5 years, over 60% of crashes and crash related fatalities occur in the areas of GA-411, GA-76 and Duvall Rd. This project will focus on speed enforcement in these areas by using safety checks, speed detection and driver education.		
Summary of Activities:	The Chatsworth Police Department participated in GOHS/NHTSA highway safety campaigns, where they entered enforcement data into the GOHS online reporting system. They also participated in regional meetings and initiatives and conducted quarterly highway safety educational events. They made multiple speed contacts and aggressive driving contacts per month, despite the LIDAR arriving later than expected due to supply chain issues and staffing issues.		
State Targets:	C-1, C-2, C-6		
GOHS Objectives:	3.1, 6.1, 6.2, 7.2, Other		

Grantee:	Jefferson Police Department	Grant Number:	GA-2022-402 SC-159
Project Title:	Speed Kills	Funding Source:	F.A.S.T. 402 SC
Funded Amount:	\$23,200.00	Total Expended (Percent of Funded Amount Expended):	\$16,999.84 (73%)
Activities Planned:	5	Activities Completed (Percent of Planned Activities Completed):	5 (100%)
		Activity Hours:	538
Project Description:	The City of Jefferson, Georgia has recently seen a steady increase in the number of motor vehicle collisions in recent years with speed, distracted driving and impaired driving being contributed to major reasons for the increase. This project aims to give the Jefferson Police Department better opportunities for high visibility enforcement efforts to reduce these increases in motor vehicle collisions.		
Summary of Activities:	The Jefferson Police Department made more than 100 speeding contacts per month, attended monthly regional traffic enforcement network meetings, and conducted quarterly educational events for the public. They also participated in GOHS/NHTSA highway safety campaigns, where they entered enforcement data into the GOHS online reporting system.		
State Targets:	C-1, C-2, C-6		
GOHS Objectives:	3.1, 6.1, 6.2		



6.12 Traffic Records

Highlights

The Traffic Records program area includes grants that contribute to the advancement of a comprehensive traffic records system based on crash reports and citations that are electronically captured and submitted. In FY2022, GOHS funded **six (6) projects** for a total of **\$1,273,445.26** within this program area. The funded projects under this program area are:

- Georgia Traffic Records Program
- Crash Outcome Data Evaluation Survey (CODES)
- Online Analytical Statistical Information System (OASIS)
- Georgia Association of Chiefs of Police (GACP) LEA Technology Grant
- Georgia Electronic Conviction Processing System (GECPS)
- Georgia Emergency Medical Services Information System (GEMSIS)



Some notable accomplishments within the Traffic Records program area during FFY 2022 include:

- The Traffic Records Strategic Plan was updated for FFY2023 on June 23, 2022. The updated plan was submitted to NHTSA with the FFY 2023 Georgia Highway Safety Plan and 405c application.
- The TRCC Technical Committee updated the NHTSA 2019 Traffic Records Assessment Recommendations detailing progress made on each recommendation to date, as of

June 2022. The FFY 22 Traffic Records Assessment Recommendations Status Survey was distributed to data holders on May 18, 2022 and closed on June 5, 2022. Recommendation progress statuses were updated according to survey responses and the discussions that followed.

- The 2022 NHTSA Statewide EMS Reassessment in Georgia occurred from August 29, 2022, to September 1, 2022, at the Office of EMS and Trauma in Atlanta, GA. The NHTSA Technical Assistance Team, comprised of six technical experts from across the country, evaluated existing and proposed EMS programs in Georgia and provided the state with recommendations on September 1st, 2022. Georgia's initial EMS Assessment took place over 25 years ago, in 1995; therefore, the reassessment was a timely and necessary initiative.



The Technical Team included final recommendations for the following areas: Regulation and Policy, Resource Management, Human Resources and Education, Transportation, Facilities, Communications, Trauma Systems, Public Information, Education and Prevention, Medical Direction, Preparedness, and Evaluation. They praised the supportive, professional, and collegial relationships between the OEMST and multiple system partners. The Technical Team concluded that Georgia is progressing well toward translating compiled data into information that can be used both to inform the public and to guide strategic decision-making.

- New Traffic Records Performance Measures were added to the updated FFY2023 HSP on September 16th, 2022. The Traffic Records Performance Measures show improvements to the program's areas of impact as outlined in the updated Traffic Records Strategic Plan.

The Traffic Records Data System Performance Measures are based on two Quantitative Progress Reports submitted by the Georgia EMS/ Injury Data System for the Traffic Records Strategic Plan FFY 2023 update. The first performance measure impacts the accuracy, timeliness, completeness, and uniformity performance areas by measuring the increase in the average incident validity score for all calls submitted to GEMSIS Elite. The second performance measure impacts the timeliness performance area by measuring the decrease in average time from the completion of a 911 call to the time the incident is received in GEMSIS Elite.

Traffic Records FFY 2023 Performance Measures

	Traffic Safety Performance Measure	Measurable Target	Target Value	Leaders
1.	Track progress of performance measures for each system in the TRSP	Provide updates for each data system at TRCC Meetings	6 Times Annually (Updates shared every other month at TRCC meetings)	Traffic Records Coordinator and Data Holders
2.	Record a comprehensive meeting summary for each TRCC Meeting	Record and share meeting minutes with TRCC	6 Times Annually (Every other month following TRCC meetings)	Traffic Records Coordinator
3.	Establish and monitor progress of at least one TRCC Subcommittee	Attend and report regular meetings with subcommittee to develop Traffic Safety Fact Sheets	Attend biweekly CODES Data meetings (record progress on monthly progress report)	Traffic Records Coordinator
4.	Submit a TRCC approved Section 405(c) Application to by July 1st annually	405(c) grant application submitted by July 1st	July 1 st Submission	Traffic Records Coordinator
5.	Submit TRSP Update to NHTSA by July 1 st annually	Updated TRSP submitted by July 1 st	July 1 st Submission	Traffic Records Coordinator

Traffic Records Data Systems FFY 2023 Performance Measures

Data System	Performance Area to be Impacted	Data System Performance Measure	Specification of how the Measure is Calculated	Baseline 4.1.2020-3.31.2021	Baseline 4.1.2021-3.31.2022
EMS/ Injury Surveillance	Accuracy Timeliness Completeness Uniformity	Increase the average incident validity score for all calls submitted to GEMSIS Elite.	The number of PCRs submitted to GEMSIS Elite (V3.4) was collected and the average validity score was analyzed for each month.	97.61 (Total Incident Count: 2,759,869)	98.59 (Total Incident Count: 2,885,100)
EMS/ Injury Surveillance	Timeliness	The average time from call completion of a 911 call to the time the incident is received in GEMSIS Elite will improve (decrease).	The measure is calculated by obtaining the average number of hours between the EMS unit is back in service (eTimes.13) and when the incident record has been entered or imported into GEMSIS Elite.	149.98 Hours (PCRs entered: 1,743,552)	95.39 Hours (PCRs entered: 1,937,496)

Traffic Records Coordinating Committee (TRCC) Subcommittees

Georgia Traffic Safety Facts

In FFY 2022, the Georgia Traffic Safety Fact Sheet subcommittee produced 9 Detailed Fact Sheets, 2 Issue Briefs, and 3 Quick Facts based on 2020 data for the SHSP Emphasis Areas. This series of publications collaboratively developed by CODES and TRCC combines information from all traffic records information systems (Crash, Driver, Vehicle, Roadway, Citation/Adjudication, and Injury Surveillance) to paint a comprehensive picture of traffic safety issues on Georgia roadways.

As in FFY 2021, the FFY 2022 Georgia Traffic Safety Facts include detailed Fact Sheets based on 2020 data in the following program areas: Pedestrians and Bicyclists (Non-motorists), Distracted Driving, Motorcycles, Occupant Protection, Young Drivers, Older Drivers, and an Overview of Motor Vehicle Crashes. New additions for FFY 2022 include: Traffic Safety During the COVID-19 Health Emergency, SVI and Pedestrian Crashes, Large Trucks, and Risky Driving. The FFY 2022 Quick Facts are: Drivers Aged 55+, Pedestrian and Bicyclist Traffic Safety, and Occupant Protection.

All 2020 Georgia Traffic Safety Facts documents are available in the Traffic Data dropdown on the GOHS website. The GOHS Traffic Records and Communications Departments reorganized and updated the Georgia Traffic Safety Facts page in November 2022 to improve accessibility.

Data Systems Highlights

Data Linking

During FFY 2022, the CODES workgroup updated all datasets to be current, including finalized Hospital Discharge, ER Visits, Deaths, and Population. To improve timeliness, preliminary reporting to CODES is now done quarterly, and the team has started working on a new injury OASIS query tool with specific attention to crash injuries. The map-your-own data tool has been enhanced with new spatial layers, and a new boundary finder tool to locate health resources has been added. Additionally, socioeconomic vulnerability from CDC's Social Vulnerability Index was added as a tract-level base layer.

Crash

This year, Georgia has advanced its partnership with Numetric Inc. by adding a public dashboard and providing access to the full software suite to highway safety partners. In the past year, GDOT has updated the boundary data, updated the social vulnerability index data, added the 2021 data, improved query definitions (such as distracted driving), and conducted multiple training sessions.

GDOT has updated the crash report by deleting, editing, or removing values in 8 existing fields. The changes were developed with Law Enforcement and GOHS with the intention that the added and removed values will improve user understanding of circumstances. Updates are expected to be implemented by July 2023 to give the software vendors time to update their forms. The Crash Report Updates were approved by the TRCC Technical Committee on November 2, 2022, and Executive Committee on October 27, 2022.

Driver

For FFY 2022, DDS saw an improvement of 5% in CDL citation submission timeliness and an overall improvement of 3% in citation submission timeliness for Commercial and Non-Commercial submissions combined. These improvements can be attributed to the weekly training and audits conducted by the DDS staff. In FFY 2022, DDS conducted trainings for 703 clerks and 91 Judges, and conducted 75 court audits. The submission error rate from the courts over the last 12 months is 2.97%.

Roadway

Over the past year, Georgia has updated traffic data and removed most overlapped segments in GIS. Intersection locations for initial screening and evaluation were loaded and the crash mapping approach was updated to focus on crash severity. These changes have been loaded to the Numetric platform that is being used by more than 400 users statewide.

Injury Surveillance: EMS and Trauma

Since the public health response to the COVID-19 pandemic, the Office of EMS and Trauma team has focused heavily on the timeliness of EMS data submissions to GEMSIS Elite. The office worked closely with EMS Agencies and ePCR vendors to address latency in their data submissions, and there has been an improvement in the average time of submissions since the FFY 2021 grant year.

This year, The Office of EMS and Trauma changed how the agency submits data to GEMSIS Elite for 3rd party vendor software. Now all ePCR vendors submit data directly to Biospatial, and then Biospatial submits the data to GEMSIS Elite which will improve the timeliness of data collection by decreasing the latency of data received in GEMSIS Elite.

For the armband pilot project, the OEMST Team has met with law enforcement, hospital partners, and selected EMS Agencies in Region 2 and has discussed the armband pilot project purpose and their willingness to participate. The pilot testing will have four phases and will take about 2 years to complete; with Phase 1 expected to begin in Region 2 in January 2023.

Traffic Records Quantitative Progress Reports

Federal statute 23 CFR 1300.22(b)(3) requires that States demonstrate quantitative progress in a data program attribute for a core highway safety database. For FFY 2022, the Georgia EMS system has improved in the areas of Accuracy, Completeness, Uniformity, and Timeliness, as demonstrated in the Section 405c Quantitative Progress Reports ([Appendix C](#)).

Funded Projects

The tables below show the grantee details for funded projects within the Traffic Records program area. Traffic Records Program *Quantitative* Progress Reports are available in [Appendix C](#).

Grantee:	GAGOHS - Grantee	Grant Number:	GA-2022-402 TR-182
Project Title:	NHTSA Technical Assistance Program- Statewide EMS Reassessment	Funding Source:	402 TR
Funded Amount:	\$35,000	Total Expended (Percent of Funded Amount Expended):	\$21,316.00 (61%)
Project Description:	This program uses NHTSA Section 402 TR funds to fund the NHTSA Technical Assistance (TA) Program Statewide EMS Reassessment in Georgia to assess and evaluate current EMS system effectiveness in relation to the original EMS assessment, subsequent EMS program modifications, and integration of new technology or nationally accepted standards.		
Summary of Activities:	The EMS Assessment was held in September 2022.		
State Targets:	C-1, C-2, C-3, C-4, C-5, C-6, C-7, C-9, C-10, C-11 B-1		

Grantee:	GAGOHS - Grantee	Grant Number:	GA-2022-F.A.S.T. 405c M3DA-153
Project Title:	405(c) Traffic Records Program	Funding Source:	405c
Funded Amount:	\$183,870.00	Total Expended (Percent of Funded Amount Expended):	\$154,564.16 (84%)
Project Description:	This program uses NHTSA Section 405(c) funds to fund the GOHS Georgia Traffic Records program staff and traffic records information systems' projects to improve the timeliness, accuracy, completeness, uniformity, integration, and accessibility of Georgia's traffic records data.		
Summary of Activities:	This project supported the creation and improvement of the state's traffic records system, including training and improvements in the recording and tracking of serious injuries.		
State Targets:	C-1, C-2, C-3, C-4, C-5, C-6, C-7, C-9, C-10, C-11 B-1		

Grantee:	Public Health, Georgia Department of	Grant Number:	GA-2022-F.A.S.T. 405c M3DA-006
Project Title:	Public and DPH Customer Access to crash data in health, hospital discharge, emergency room visit and crash data sources via OASIS web query and custom data requests	Funding Source:	F.A.S.T. 405c M3DA
Funded Amount:	\$201,492.91	Total Expended (Percent of Funded Amount Expended):	\$ 193,750.30 (96%)
Activities Planned:	3	Activities Completed (Percent of Planned Activities Completed):	3 (100%)
		People Reached:	798
Project Description:	OASIS, DPH's query system, provides online access to data visualizations. Data requests and services to partners are supported using the departmental data warehouse with stewardship of the latest Hospital Discharge, ER Visit, Death and MV Crash data (as authorized by GDOT). Value-additions included data quality controls and geography variables. Updates will include new NHTSA performance measures eg. injury severity estimations from diagnosis codes and population changes due to Census 2020.		
Summary of Activities:	The Georgia Department of Public Health created new tools and enhanced existing tools to help visualize data, improved accessibility of websites interfaces, and rebuilt data repository and geography layers to implement the effect of the 2020 census. They also offered various partners technical assistance in data usage, conducted interface training at various partner meetings, and collaborated with members of the Injury Prevention Community.		
State Targets:	C-1, C-2, C-3, C-4, C-5, C-6, C-7, C-9, C-10, C-11 B-1		
GOHS Objectives:	8.1		

Grantee:	Driver Services, Georgia Department	Grant Number:	GA-2022-F.A.S.T. 405c M3DA-015
Project Title:	GECPS Outreach	Funding Source:	F.A.S.T. 405c M3DA
Funded Amount:	\$231,900.31	Total Expended (Percent of Funded Amount Expended):	\$ 159,275.55 (69%)
Activities Planned:	7	Activities Completed (Percent of Planned Activities Completed):	6 (86%)
		People Reached:	31,473
Project Description:	To provide a secure and accurate method of electronic transmission of conviction data from Georgia courts to the State within 10 days of adjudication; to train and educate courts on the GECPS system for this purpose.		
Summary of Activities:	The Georgia Department of Driver Services worked to improve GECPS usage and experience by providing technical assistance, training for reducing errors, and general support to GECPS users. Staff evaluated reports and both identified and contacted courts that showed high error rates. Several courts were audited by the program manager monthly. The group updated existing educational tools, created new ones, published a reporting guide for error correction, and posted monthly conviction reports to the DDS website. Additionally, they conducted trainings at conferences and meetings, maintained and improved the GECPS system, and monitored the transition to integrated systems.		
State Targets:	C-1, C-2, C-3, C-4, C-5, C-6, C-7, C-9, C-10, C-11 B-1		
GOHS Objectives:	6.1		

Grantee:	Public Health, Georgia Department of	Grant Number:	GA-2022-F.A.S.T. 405c M3DA-020
Project Title:	Support for CODES Crash Data Linkage	Funding Source:	F.A.S.T. 405c M3DA
Funded Amount:	\$208,949.07	Total Expended (Percent of Funded Amount Expended):	\$ 170,844.09 (82%)
Activities Planned:	9	Activities Completed (Percent of Planned Activities Completed):	8 (89%)
		People Reached:	8,000
Project Description:	The CODES project brings together multiple agencies to identify opportunities for crash prevention by linking and analyzing crash, vehicle, and behavioral characteristics to medical and financial data.		
Summary of Activities:	The Georgia Department of Public Health's CODES identified and contacted potential new CODES members, convened meetings for the CODES Board and the Data Workgroup, and compared and integrated GDOT crash data to EMS data. CODES staff conducted validity checks on crash data, prepared and performed probabilistic linking, standardized data sets for 2016-2020, and produced a 5-year linked dataset. They also provided support to GOHS Task Teams and developed, or updated facts sheets and analysis plans identified a data source to be used in traffic record integration, and direct-linked the 2020 Child Fatality Review data with crash data, as well as completed a data validity check. Additionally, staff conducted work to establish an MOU with DDS and collaborated with the Office of Health Indicators for Planning.		
State Targets:	C-1, C-2, C-3, C-4, C-5, C-6, C-7, C-9, C-10, C-11 B-1		
GOHS Objectives:	8.1		

Grantee:	Public Health, Georgia Department of (EMS & Trauma)	Grant Number:	GA-2022-F.A.S.T. 405c M3DA-026
Project Title:	DPH - OEMS GEMSIS Elite	Funding Source:	F.A.S.T. 405c M3DA
Funded Amount:	\$225,756.92	Total Expended (Percent of Funded Amount Expended):	\$ 150,756.92 (67%)
Activities Planned:	6	Activities Completed (Percent of Planned Activities Completed):	5 (83%)
		People Reached:	25,650
Project Description:	To maintain the Georgia Emergency Medical Services Information System (GEMSIS) in NEMSIS v3.4.0, to archive the NEMSIS 2.2.1 data, begin work to prepare GEMSIS for NEMSIS v3.5.0 (preparation in CY2021, with planned implementation in CY2022), maintain GEMSIS Datamart, and progress towards achieving the time-to-care metric through deterministic linking of EMS data.		
Summary of Activities:	The Georgia Department of Public Health (EMS & Trauma) contracted with ImageTrend and maintained a contract with Biospatial. Staff attempted to attend the Impaired Driving Task Force Task Team Meetings and attended CODES Board and CODES data workgroup meetings, TIME Task Team meetings, Traffic Records Coordinating Committee meetings, and Occupant Protection Task Team meetings during the fiscal year 2022 grant period.		
State Targets:	C-1, C-2, C-3, C-4, C-5, C-6, C-7, C-9, C-10, C-11, B-1		
GOHS Objectives:	8.1		

Grantee:	Georgia Association of Chiefs of Police	Grant Number:	GA-2022-F.A.S.T. 405c M3DA-096
Project Title:	LEA Technology Grant GACP	Funding Source:	F.A.S.T. 405c M3DA
Funded Amount:	\$430,500.00	Total Expended (Percent of Funded Amount Expended):	\$422,938.24 (98%)
Activities Planned:	25	Activities Completed (Percent of Planned Activities Completed):	19 (76%)
		People Reached:	10,000
Project Description:	The GACP will provide select law enforcement agencies with computer hardware (mobile data units) needed to submit crash reports electronically to the state through the GEARS system. This project will also provide funds for the mounting of these units into patrol vehicles as well as printers to be placed in the vehicles for the purpose of printing electronic crash reports.		
Summary of Activities:	The Georgia Association of Chiefs of Police did not meet their overall activity of partnering with 25 law enforcement agencies however they did confirm the participation of 19 law enforcement agencies by creating MOUs with the agencies and assessing their needs for technology equipment.		
State Targets:	C-1, C-2, C-3, C-4, C-5, C-6, C-7, C-9, C-10, C-11, B-1		
GOHS Objectives:	8.1		



6.13 Teen Traffic Safety Programs

Highlights

The Teen Traffic Safety Programs include grants that promote education and awareness to teens and young adults about highway safety issues, such as but not limited to, underage drinking, impaired driving, destructive decisions, and other high-risk behaviors, in order to decrease crashes, injuries, and fatalities. In FY2022, GOHS funded **twenty-nine (29) projects** and expended a total of **\$470,819.37** within this program area. The funded projects under this program area are:

- Children and Parent Resource Group
- Savannah Technical College
- 402 Teen Traffic Safety Program
- Students Against Destructive Decisions - SADD (11 individual schools, 2 districts)
- Young Adult Grants (13 college/university grants)

Some notable accomplishments within the Teen Traffic Safety Programs during FY2022 includes the number of teen and young adults reached through these programmatic efforts. In FY2022, GOHS grantees reached 62,548 teens and 114,554 young adults.

SADD PROGRAM: PEOPLE REACHED (FFY 2022)

Grant ID	Agency	Number of People Reached
GA-2022-402 TSP-100	Clayton County Public Schools	1,757
GA-2022-402 TSP-181	Savannah Chatham BOE PD	11
SADD-2022-402 TSP-004	Chattahoochee High School	1,897
SADD-2022-402 TSP-003	Evans High School	2,490
SADD-2022-402 TSP-017	Fannin County High School	58
SADD-2022-402 TSP-012	Grayson High School	5,462
SADD-2022-402 TSP-013	Lee County High School	2,659
SADD-2022-402 TSP-008	Peach County High School	3,079
SADD-2022-402 TSP-007	Pepperell High School	20,037
SADD-2022-402 TSP-005	Towns County Schools	769
SADD-2022-402 TSP-019	Union County Schools PD	692
SADD-2022-402 TSP-021	Warren County High School	--
SADD-2022-402 TSP-018	Wayne County High School	5,368
TOTAL REACHED THROUGH SADD PROGRAMS		44,279

YOUNG ADULT PROGRAM: PEOPLE REACHED (FFY2022)

Grant ID	Agency	Number of People Reached
YA-2022-402 TSP-006	ABAC Advancement Foundation, Inc.	1,482
YA-2022-402 TSP-018	Augusta University	280
YA-2022-402 TSP-010	Clayton State University	795
YA-2022-402 TSP-008	Fort Valley State University	592
YA-2022-402 TSP-004	Georgia College & State University	2,714
YA-2022-402 TSP-014	Georgia Southwestern State University	5,128
YA-2022-402 TSP-016	Georgia State University	35,600
YA-2022-402 TSP-019	Georgia Tech Research Corp.	--
YA-2022-402 TSP-020	GSU Research & Service Foundation Inc	640
YA-2022-402 TSP-015	Kennesaw State University	37,630
YA-2022-402 TSP-011	North Georgia, University of	3,134
YA-2022-402 TSP-007	Valdosta State University	1,431
YA-2022-402 TSP-012	West Georgia, University of	25,118
TOTAL REACHED THROUGH YOUNG ADULT PROGRAMS		114,554

OTHER YOUTH & YOUNG ADULT PROGRAMS: PEOPLE REACHED (FFY 2022)

Grant ID	Agency	Number of People Reached
GA-2022-402 TSP-019	Children and Parent Resource Group	14,802
GA-2022-402 TSP-041	Savannah Technical College	3,467
TOTAL REACHED THROUGH OTHER TEEN TRAFFIC SAFETY PROGRAMS		18,269

Funded Projects

The tables below show the grantee details for funded projects within Teen Traffic Safety Programs.

Grantee:	GAGOHS - Grantee	Grant Number:	GA-2022-402 TSP-125
Project Title:	402TTSP: Teen Traffic Safety Program	Funding Source:	402 TSP
Funded Amount:	\$155,221.56	Total Expended (Percent of Funded Amount Expended):	\$ 93,548.52 (60%)
Project Description:	To fund staff and activities for statewide comprehensive safety programs designed to reduce motor vehicle related traffic crashes, injuries, and fatalities related to teen driving.		
Summary of Activities:	Training events and education materials educated law enforcement officers, other stakeholders, students, and the general public on a wide variety of traffic safety issues, contributing to all state measures of progress.		
State Targets:	C-1, C-2, C-3, C-4, C-5, C-7, C-9, C-10, C-11, B-1		

Grantee:	Multiple (n= 11)	Grant Number:	Multiple (n=11)
Project Title:	SADD Grants	Funding Source:	402TSP
Funded Amount:	\$52,000.00	Total Expended (Percent of Funded Amount Expended):	\$16,208.24 (31%)
Activities Planned:	77	Activities Completed (Percent of Planned Activities Completed):	61 (79%)
		People Reached:	17,450
Project Description:	For more than 30 years, SADD has been committed to empowering young people to lead education and prevention initiatives within their schools and communities. SADD's unique approach involves young people delivering education and prevention messages to their peers through school and community-wide activities and campaigns responsive to the needs of their particular locations. Projects may include peer-led classes and theme-focused forums, teen workshops, conferences and rallies, prevention education and leadership training, and awareness-raising activities. In FFY 2022, GOHS funded 11 single-school SADD grants and two system-wide SADD grants (Clayton County Schools and Savannah Board of Education).		
Summary of Activities:	SADD grants educated high school students and their teachers and families on the dangers of impaired and distracted driving and the importance of seat belts, contributing to the state's goals of decreasing crashes, injuries, and fatalities, particularly those involving young and/or impaired drivers		
State Targets:	C-1, C-2, C-3, C-4, C-5, C-7, C-9, C-10, C-11, B-1		
GOHS Objectives:	Other		

****SADD Grants in TSREG's Records:** Evans High School, Chattahoochee High School, Towns County Schools, Pepperell High School, Peach County High School, Grayson High School, Lee County High School, Fannin County High School, Wayne County High School, Union County Schools Police Department, Warren County High School

Grantee:	Children and Parent Resource Group, Inc.		Grant Number:	GA-2022-402 TSP-019
Project Title:	Life-Changing Experience Community Education Project		Funding Source:	402 TSP
Funded Amount:	\$175,000.00	Total Expended (Percent of Funded Amount Expended):	\$175,000.00 (100%)	
Activities Planned:	3	Activities Completed (Percent of Planned Activities Completed):	2 (67%)	People Reached: 14,800
Project Description:	Cinema Drive and Smart Driver is an exciting, interactive 3D safe-driving experience for teens educating them on how to drive safety, and eliminate distractions, impaired driving, and drugged driving.			
Summary of Activities:	The Children and Parent Resource Group, Inc. conducted educational programming for high school students and attended the Young Adult Task Team meetings.			
State Targets:	C-1, C-2, C-3, C-4, C-5, C-7, C-9, C-10, C-11, B-1			
GOHS Objectives:	7.1			

Grantee:	Clayton County Public Schools Clayton County Public Schools' (CCPS) District-wide		Grant Number:	GA-2022- 402 TSP-100
Project Title:	Maintenance of Students Against Destructive Decisions (SADD) Chapters		Funding Source:	402 TSP
Funded Amount:	\$42,350.00	Total Expended (Percent of Funded Amount Expended):	\$7,000 (17%)	
Activities Planned:	9	Activities Completed (Percent of Planned Activities Completed):	6 (67%)	People Reached: 1,757
Project Description:	This project is designed to prevent underage drinking as it relates to highway safety by making students, faculty, and the community aware of the issue through activities and specific SADD campaigns.			
Summary of Activities:	Clayton County Public Schools contacted national SADD to register the local chapter, elected officers, established and held regular meetings, completed safety belt checks, submitted press release to announce the grant, downloaded and distributed media materials prior to events that focused don impaired or distracted drivers, and scheduled a campaign for safe prom that included a speaker, mock activity, and car crash demonstration.			
State Targets:	C-1, C-2, C-3, C-4, C-5, C-7, C-9, C-10, C-11, B-1			
GOHS Objectives:	1.2			

Grantee:	Savannah-Chatham Board of Education Police Department	Grant Number:	GA-2022-402 TSP-181
Project Title:	Savannah-Chatham Public Schools Students Against Destructive Decisions Chapters	Funding Source:	F.A.S.T. 402 TSP
Funded Amount:	\$71,500.00	Total Expended (Percent of Funded Amount Expended):	\$0 (0%)
Activities Planned:	8	Activities Completed (Percent of Planned Activities Completed):	3 (38%)
		People Reached:	1,000
Project Description:	The SCCPSS is committed to implementing a new and successful program for students by establishing effective SADD Chapters in each of our high schools. Offering SADD chapters in our schools will provide a better understanding of destructive decisions made by youth and how to prevent them in order to improve the ability of all students to take ownership in their own safety and well-being, as well as, that of their peers.		
Summary of Activities:	The Savannah-Chatham Board of Education Police Department established SADD chapters and downloaded instructions and kit from the SADD portal.		
State Targets:	C-1, C-2, C-3, C-4, C-5, C-7, C-9, C-10, C-11, B-1		
GOHS Objectives:	1.2		

Grantee:	Multiple (n=13)	Grant Number:	Multiple (n=13)
Project Title:	YA Grants	Funding Source:	402TSP
Funded Amount:	\$165,710.04	Total Expended (Percent of Funded Amount Expended):	\$83,342.22 (50%)
Activities Planned:	124	Activities Completed (Percent of Planned Activities Completed):	90 (73%)
		People Reached:	152,283
Project Description:	The mission of the Georgia Young Adult Program is to promote education and awareness to young adults about highway safety issues, such as but not limited to; underage drinking, impaired driving, destructive decisions, and other high-risk behaviors, in order to decrease crashes, injuries, and fatalities. This program is achieved by training peer-educators, providing educational programs to the schools, and funding students to participate in area, state, and national highway safety related conferences.		
Summary of Activities:	YA grants' activities educated students on the dangers of underage drinking and impaired and distracted driving, and the importance of safety belt use, contributing to the state's goals of decreasing crashes, injuries and fatalities, particularly those involving young, impaired and/or distracted drivers, and improving safety belt use.		
State Targets:	C-1, C-2, C-3, C-4, C-5, C-7, C-9, C-10, C-11, B-1		
GOHS Objectives:	1.1, Other		

****YA Grants in TSREG's Database:** ABAC Advancement Foundation, Inc., Augusta University, Clayton State University, Fort Valley State University, Georgia College & State University, Georgia Southwestern State University, Georgia State University, GSU Research & Service Foundation Inc., Kennesaw State University Research and Service Foundation, University of North Georgia, University of West Georgia, Valdosta State University, GA Tech Research Corporation.

Grantee:	Savannah Technical College	Grant Number:	GA-2022-402 TSP-041
Project Title:	Building a Legacy of Safety: The Coastal Georgia Center for Driver Safety	Funding Source:	402 TSP
Funded Amount:	\$140,571.50	Total Expended (Percent of Funded Amount Expended):	\$95,720.39 (68%)
Activities Planned:	5	Activities Completed (Percent of Planned Activities Completed):	3 (60%)
		People Reached:	3,467
Project Description:	Savannah Technical College in conjunction with The Coastal Georgia Center for Driver Safety will continue to improve its Driver's Education through integrating and using the grant funds for the Drivers safety program to continue to build on the distracted driver and alcohol-impaired training program. We will continue to build relationships within the community and grow our presence on social media.		
Summary of Activities:	The Savannah Technical College developed a workshop for teen drivers and their families, used VR simulators to educate high schoolers on distracted and impaired driving, promoted monthly media campaigns, and participated in SADD campaigns, though outside participation was limited due to COVID.		
State Targets:	C-1, C-2, C-3, C-4, C-5, C-7, C-9, C-10, C-11, B-1		
GOHS Objectives:	1.1, 1.2, 10.1		



6.14 Evidence-Based Enforcement

Highlights

Evidence-Based Enforcement program area includes law enforcement grants that use high-visibility law enforcement to reduce the number of crashes, injuries, and fatalities on Georgia roadways. In FY2022, GOHS-funded projects under the “Police Traffic Services” program area implemented evidenced-based enforcement activities that were documented as NHTSA countermeasures that work. The activities include:

- Mobilizations
- Thunder Task Force
- Governor’s Challenge

Some notable accomplishments within Evidence-Based Enforcement during FY2022 include:

- Continuing the collaboration among law enforcement to conduct mobilization campaigns and high-visibility enforcement strategies
- Continued implementation of mobilization campaigns and the Thunder Task Force despite the challenges of the Coronavirus pandemic.

Grant-Supported Enforcement Activities by Program

The Georgia's Governor's Office of Highway Safety tracks the number of impaired-driving, seatbelt, and speeding citations issued by grant-support law enforcement agencies. In FFY 2022, law enforcement grantees issued **187,029 speeding citations, 42,630 seatbelt citations, and 18,372 impaired driving citations.**

The table below show the number of citations issued by each grant-supported program for FFY2018-2022.

FFY2018-FFY2022 CITATIONS BY PROGRAM

	Year (Federal Fiscal)	100 days of Summer HEAT	National Mobilizations	HEAT Programs (Statewide)	Thunder Task Force	Annual Total Across Grant Programs
Impaired Driving	2018	11,892	7,498	5,880	154	25,424
	2019	9,259	7,069	6,204	84	22,616
	2020	4,995	10,017	6,459	96	21,567
	2021	6,153	11,111	8,738	124	26,126
	2022	3,886	7,192	7,093	201	18,372
	5-yr. Total	36,185	42,887	34,374	659	114,105
Seatbelt Citations*	2018	43,074	27,530	10,500	569	81,673
	2019	27,194	22,638	8,506	284	58,622
	2020	12,344	24,228	8,802	338	45,712
	2021	15,750	26,322	11,970	201	54,243
	2022	12,567	19,370	10,379	314	42,630
	5-yr. Total	110,929	120,088	50,157	1,706	282,880
Speeding Citations	2018	186,600	106,435	41,569	1,279	335,883
	2019	158,119	95,600	39,116	308	293,143
	2020	73,414	137,304	37,378	61	248,157
	2021	87,088	154,397	51,014	33	292,532
	2022	54,753	100,290	31,722	264	187,029
	5-yr. Total	559,974	594,026	200,799	1,945	1,356,744

*Seatbelt citations only include adult seatbelt violations and not child safety restraint violations



Mobilizations

During the FFY2022 grant period, the Governor’s Office of Highway Safety collaborated with law enforcement agencies statewide to roll out a variety of high visibility campaigns across all 159 Georgia counties. The aim of these campaigns is use high-visibility law enforcement presence (with alternating schedules) to help stabilize and crackdown on the extreme and illegal driving behaviors. State and local law enforcement work simultaneously to take drunk and drugged drivers off the roads, as well as issue citations for distracted driving, speeding, being unbuckled (including car seats) and other traffic violations to make roads safer. The mobilization campaigns in FFY2022 include:

- Click It or Ticket (CIOT)
- Drive Sober or Get Pulled Over
- One Hundred Days of Summer H.E.A.T.
- CIOT Border to Border
- Operation Zero Tolerance
- Operation Southern Slow Down
- Hands Across the Border

FFY2022 MOBILIZATIONS

Mobilization Event	Duration	Description / Highlights
Click It or Ticket	November 15-28, 2021	Focus: Seat belts 44% of agencies participated
Drive Sober or Get Pulled Over*	December 15, 2021 – January 1, 2022	Focus: Impaired Driving 50% of agencies participated
Click It or Ticket*	May 16 -June 5, 2022	Focus: Seat belts 40% of agencies participated
Drive Sober or Get Pulled Over	August 22 – September 2, 2022	Focus: Impaired Driving 31% of agencies participated
One Hundred Days of Summer H.E.A.T.	May 1 – September 6, 2022	The 100 Days of Summer H.E.A.T. (Highway Enforcement of Aggressive Traffic) campaign is a multi-jurisdictional highway safety program designed to reduce fatal crashes during Georgia’s deadly holiday driving period from Memorial Day through Labor Day. Law enforcement partners operate 100 Days of Summer H.E.A.T. in all corners of the state looking for unsafe motorists...from drunk drivers and aggressive speeders to distracted drivers who continue to text while behind the wheel.

Mobilization Event	Duration	Description / Highlights
CIOT Border to Border	May 16, 2022	The summer Click It Or Ticket campaign was kicked off at the annual CIOT Border to Border event, designed to raise awareness of the importance of safety belts ahead of the Memorial Day holiday weekend. 36% of agencies participated resulting in 866 occupant protection contacts.
Operation Zero Tolerance	June 27 - July 5, 2022	Operation Zero Tolerance is Georgia's high-visibility enforcement program that targets impaired drivers through concentrated patrols and sobriety checkpoints; 37% of Georgia law enforcement agencies participated in this operation.
Operation Southern Slow Down 	July 18 – 23, 2022	Law enforcement from Georgia, South Carolina, Alabama, Florida, and Tennessee teamed up to combat speeding. This was the fifth year of this campaign. Four media events were held around the state during this week, including Augusta with South Carolina, Phoenix City with Alabama, Yulee with Florida, and Ringgold with Tennessee. Enforcement activities were conducted by 38% of Georgia law enforcement resulting in 9,884 speeding contacts.
Hands Across the Border 	August 29 – September 2, 2022	Law enforcement from Georgia joined forces with counterparts in Florida, Alabama, South Carolina, and Tennessee to conduct road checks in their respective states over a 4-day period leading up to Labor Day weekend. FFY 2022 marked the campaign's 31 st year. State and local law enforcement in all five states worked simultaneously to take drunk and drugged drivers off the roads, as well as issue citations for distracted driving, speeding, being unbuckled (including car seats) and other traffic violations in an effort to make roads even safer for the holiday weekend. This year, there were 7 events held with our partner states.

Thunder Task Force

The Thunder mission is to detect Georgia's high-crash corridors and reduce mounting highway deaths and serious injuries by introducing a high-visibility law enforcement presence to help stabilize the extreme and illegal driving behaviors of careless motorists who cause those crashes. The taskforce's goal is to show a significant reduction in traffic fatalities and injuries during initiatives and subsequent waves.

The Thunder strategy assigns concentrated patrols to state routes, rural roads and interstate highways on alternating schedules for each day of the crackdown. Thunder officers will conduct safety belt and sobriety road checks and speed patrols while collecting enforcement data to document their life-saving progress.

Operation Thunder has a history of reducing highways deaths since the highway safety project's inception in 2007. Each time it's launched, the GOHS Thunder Taskforce deploys a combined safety belt, speed and DUI mobilization with local traffic enforcement units. H.E.A.T. officers are certified as field sobriety or drug recognition experts, with required training in advanced traffic law, DUI Breathalyzer and radar equipment, emergency vehicle operation and pursuit intervention.

THUNDER TASK FORCE DEPLOYMENTS FOR FFY 2022

Mobilization Event	Duration
Albany, Georgia	November 5 – 6, 2021
Liberty County, Georgia	March 3 – 5, 2022
Pooler, Georgia	March 17 – 19, 2022
Liberty County, Georgia	June 10 – 12, 2022
Hall County, Georgia	July 14 – 16, 2022

Governor's Challenge

The FFY2022 grant year marked the 22nd anniversary of the Georgia Governor's Challenge, an annual banquet hosted by the Governor's Office of Highway Safety. The awards program recognizes statewide law enforcement agencies in nine different categories based on department size, as well as in several other specialty categories. Winners were announced during the awards banquet in Macon, Georgia on October 29, 2021.

Governor's Challenge is designed to highlight outstanding achievements in highway safety enforcement and education. It recognizes agencies for the approach and effectiveness of their overall highway safety programs. Agencies are evaluated not just for enforcement initiatives, but for innovative problem-solving in their communities, using public information activities and creating departmental policies that support their traffic enforcement campaign efforts.



2020-2021 Award Winners	PLACE
AWARD CATEGORY	
Category 1: 1-10 Officers	
Demorest Police Department	1st Place
Boston Police Department	2nd Place
Wilcox County Sheriff's Office	3rd Place
Category 2: 11-25 Officers	
Washington County Sheriff's Office	1st Place
Sandersville Police Department	2nd Place
Adairsville Police Department	3rd Place
Category 3: 26-45 Officers	
Calhoun Police Department	1st Place
Perry Police Department	2nd Place
Franklin County Sheriff's Office	3rd Place
Category 4: 46-75 Officers	
Snellville Police Department	1st Place
Habersham County Sheriff's Office	2nd Place
Crisp County Sheriff's Office	3rd Place
Category 5: 76-100	
Dalton Police Department	1st Place
Smyrna Police Department	2nd Place
Effingham County Sheriff's Office	3rd Place
Category 6: 101-200	
Gainesville Police Department	1st Place
Warner Robins Police Department	2nd Place
Valdosta Police Department	3rd Place
Category 7: 201-500	
Forsyth County Sheriff's Office	1st Place
Hall County Sheriff's Office	2nd Place

Douglas County Sheriff's Office	3 rd Place
Category 8: 501+	
Cobb County Police Department	1 st Place
Dekalb County Police Department	2 nd Place
Atlanta Police Department	3 rd Place
Category 9: Campus and University Police	
University of North Georgia	1 st Place
University of West Georgia	2 nd Place
Category 10: Military Police	
Fort Benning Police	1 st Place
Category 11: Traffic Enforcement Network	
North East Traffic Enforcement Network	1 st Place
Middle Georgia Traffic Enforcement Network	2 nd Place
Coastal Area Traffic Enforcement Network	3 rd Place
Coordinator of the Year	Sgt. Christy Nicholson
Asst Coordinator of Year	Lt. Victor Tyson
HEAT Team of the Year	
Habersham County Sheriff's Office	1 st Place
GSP Nighthawks South	2 nd Place
Forsyth County Sheriff's Office	3 rd Place
SPECIAL CATEGORY AWARDS	
Gainesville Police Department	Impaired Driving
Jefferson Police Department	Speed Awareness
Calhoun Police Department	Occupant Protection
Crisp County Sheriff's Office	Distracted Driving
Dublin Police Department	Rookie of the Year
Snellville Police Department	Child Passenger Safety
Woodstock Police Department	Bike/Pedestrian Safety
Dublin Police Department	Teen/Young Driver Safety
Warner Robins Police Department	Motorcycle Safety
Dalton Police Department (200 Points)	Governor's Cup



Funded Projects

See Section “6.9 Police Traffic Services” for the list of law enforcement agencies funded to implement evidenced-based enforcement activities.

Appendices

- A. **Performance Measure Trends & Projections**
- B. **Grants by Funding Source**
- C. **Traffic Records - Section 405c Quantitative Progress Reports**

Appendix A: Performance Measure Trends & Projections

The sections below describe Georgia’s performance for each Traffic Safety Performance Measure goal and target that was established in the 2021 and 2022 Highway Safety Plans. At the time of this report, the 2021 FARS dataset or preliminary aggregated traffic safety performance measure tables were unavailable. The target assessments were determined using 2021 preliminary fatality data obtained from the University of Georgia’s Traffic Safety Research and Evaluation Group (TSREG).

Description of Preliminary Data Source

The 2021 TSREG Preliminary Fatality Data include all Georgia roadway fatalities for motorists, pedestrians, bicyclists, and other road users. The data records were derived from the Georgia Department of Transportation’s (GDOT) daily fatality reports, cross-referenced with the Georgia Electronic Accident Reporting System’s (GEARS) online database, and validated with GDOT’s Fatal Crash Recording System (FCRS) database. Delays in data availability at the time of analysis are possible due to the inherent nature of reporting roadway fatalities.

Methodology & Considerations

GOHS, our state agency partners, and local organizations use the statewide five-year rolling average (2017-2020 FARS data and 2021 TSREG preliminary fatality data) to determine the annual targets and progress status for each traffic safety performance measure. Specifically, GOHS plots the five most recent data points to determine the “best fit” model (linear or quadratic polynomial) that shows the relationship between the five-year rolling average and time. The model with the highest R^2 value (the square of the correlation that measures the variation between the five-year rolling average and time) is used to determine the status of meeting the FY2021 and FY2022 target values. It’s important to note that five-year rolling averages are designed to smooth the data and reduce the variations that may appear in the raw annual time series; therefore, the correlation values (R^2) are usually higher for models with the five-year moving average compared to models with annual raw values.

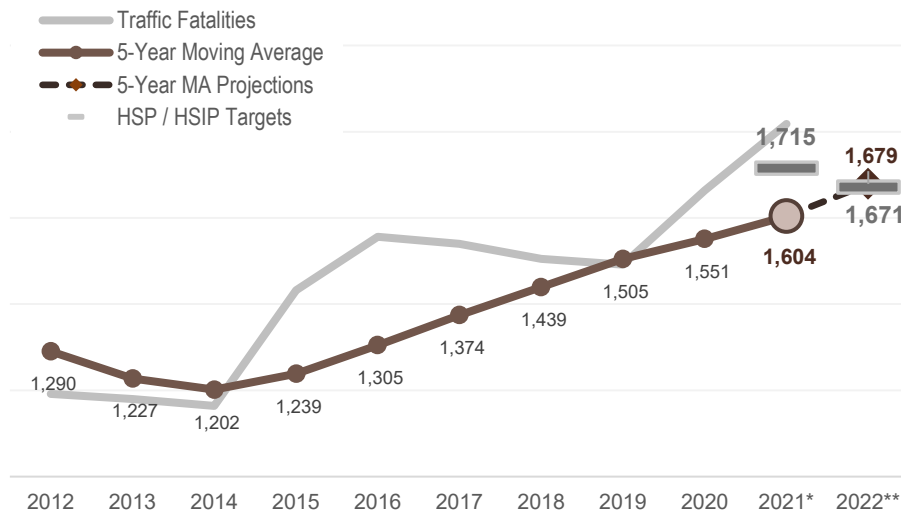
C-1: Number of traffic fatalities

FY2022				FY2021			
Target Year(s)	Target Value	Projected Value	Progress Status	Target Year(s)	Target Value	Actual Value	Progress Status
5-year: 2018-2022	1,671	1,679	● Not on Track	5-year: 2017-2021	1,715	1,604	● Met

GOHS **met** their 2021 HSP goal to maintain the 2017-2021, 5-year moving average under the projected 1,715 traffic fatalities. The actual 2017-2021, 5-year moving average is 1,604 traffic fatalities.

After falling steadily from 2016 to 2019, Georgia’s total traffic fatalities increased sharply in 2020. In 2021, Georgia’s preliminary numbers show that 1,818 traffic fatalities occurred on public roadways. The number of roadway fatalities increased by 9% (net 154 count increase) compared to the previous year. Ever since Georgia initiated a statewide response to the COVID-19 public health emergency in 2020, more drivers engaged in riskier driving behavior, including speeding, driving under the influence of alcohol, and not using seat belts.

GOHS is **not on track** to meet the 2022 HSP goal to maintain the 2018-2022, 5-year moving average under the projected 1,671 traffic fatalities. The 2018-2022, 5-year moving average is projected to be 1,679 traffic fatalities.



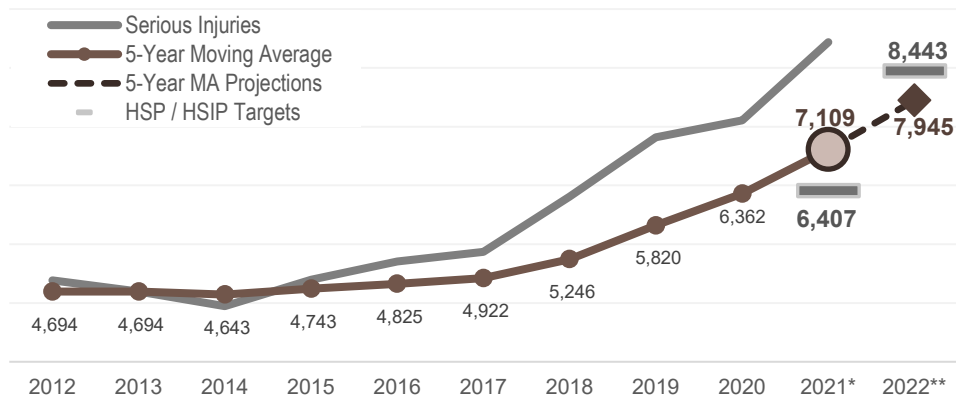
C-2: Number of serious injuries⁵ in traffic crashes

FY2022				FY2021			
Target Year(s)	Target Value	Projected Value	Progress Status	Target Year(s)	Target Value	Actual Value	Progress Status
5-year: 2018-2022	8,443	7,945	● On Track	5-year: 2017-2021	6,407	7,109	● Not Met

GOHS **did not meet** the 2021 HSP goal to maintain the 2017-2021, 5-year moving average under the projected 6,407 serious traffic injuries. Preliminary 2021 crash data shows that the 2017-2021, 5-year moving average is 7,109 serious injuries in traffic crashes.

In FY2022, GOHS and its partnering agencies (Georgia Department of Transportation, Emory University, Georgia Department of Public Health, and others) stepped up their efforts to improve the accuracy of serious injury data by linking emergency department and hospital discharge records with crash reports. The aim is to target educational interventions to agencies whose classification of injuries on crash reports does not match well with the eventual medical determination. Based on current estimates and definitions, serious injuries have been trending upward since 2014, but considerable uncertainty in measurement makes accurate assessment difficult.

Using the most recent data available and current definitions for serious injuries, GOHS is **on track** to meet the 2022 HSP goal to maintain the 2018-2022, 5-year moving average under the projected 8,443 serious traffic injuries. Projections show that the 2018-2022, 5-year moving average is 7,945 serious injuries in traffic crashes.



⁵ Note that the GDOT, GOHS, and the State Highway Safety Plan (SHSP) data teams are currently standardizing the definition of 'serious injury', and it is subject to change. Any changes in the 'serious injury' definition as a result of using the updated crash form will impact the final datasets. **This will lead to changes in the final counts presented in future data reporting and calculations of annual targets.**

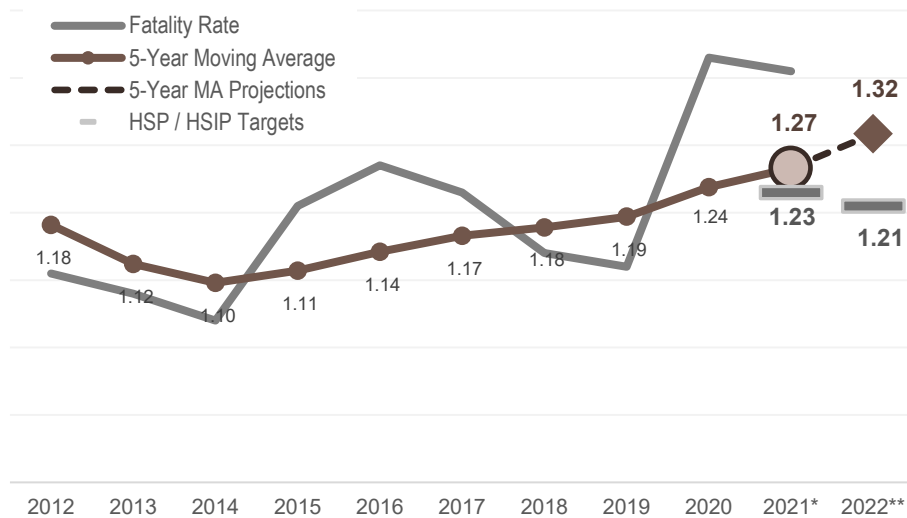
C-3: Fatalities/VMT

FY2022				FY2021			
Target Year(s)	Target Value	Projected Value	Progress Status	Target Year(s)	Target Value	Actual Value	Progress Status
5-year: 2018-2022	1.21	1.32	● Not on Track	5-year: 2017-2021	1.23	1.27	● Not Met

GOHS **did not meet** their 2021 HSP goal to maintain the 2017-2021, 5-year moving average traffic fatalities per 100M VMT under the projected 1.23. The 2017-2021, 5-year moving average fatality rate is 1.27 fatalities per 100M VMT.

The preliminary data shows that the number of traffic fatalities per 100 million VMT increased in 2021 compared to previous years. Of the drivers who remained on the roads during the COVID-19 public health emergency response, the data suggests that a greater proportion engaged in riskier behavior, including speeding, driving under the influence of alcohol, and not using seat belts.

GOHS is **not on track** to meet the 2022 HSP goal to maintain the 2018-2022, 5-year moving average traffic fatalities per 100M VMT under the projected 1.21. Projections show the 2018-2022, 5-year moving average is 1.32 traffic fatalities per 100M VMT.



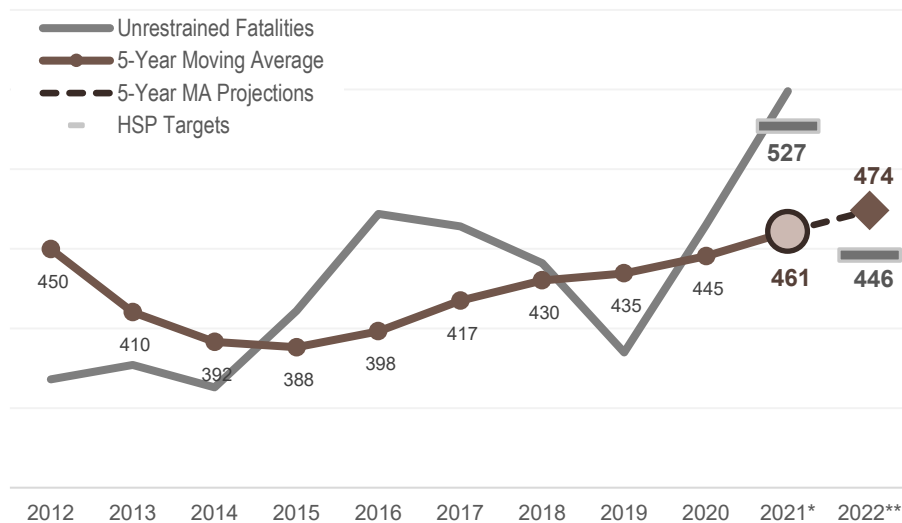
C-4: Number of unrestrained passenger vehicle occupant fatalities, all seat positions

FY2022				FY2021			
Target Year(s)	Target Value	Projected Value	Progress Status	Target Year(s)	Target Value	Actual Value	Progress Status
5-year: 2018-2022	446	474	● Not on Track	5-year: 2017-2021	527	461	● Met

GOHS **met** its 2021 HSP goal to maintain the 2017-2021, 5-year moving average under the projected 527 unrestrained passenger vehicle occupant fatalities. The actual 2017-2021, 5-year moving average is 461 unrestrained passenger fatalities.

Unrestrained fatalities have been a persistent problem in Georgia, especially during the COVID-19 statewide public health emergency responses. In 2021, the number of unrestrained passenger fatalities increased by 18 percent, from 465 unrestrained fatalities in 2020 to 549 in 2021. Despite Georgia’s high observed seat belt use (95.9 percent), 45 percent of passenger vehicle occupants who were fatally injured in traffic crashes were unrestrained (549 out of 1,213) in 2021.

GOHS is **not on track** to meet the 2022 HSP goal to maintain the 2018-2022, 5-year moving average under the projected 446 unrestrained traffic fatalities. The 2018-2022, 5-year moving average is projected to be 474 unrestrained passenger fatalities.



C-5: Number of fatalities in crashes involving a driver or motorcycle operator with a BAC of .08+

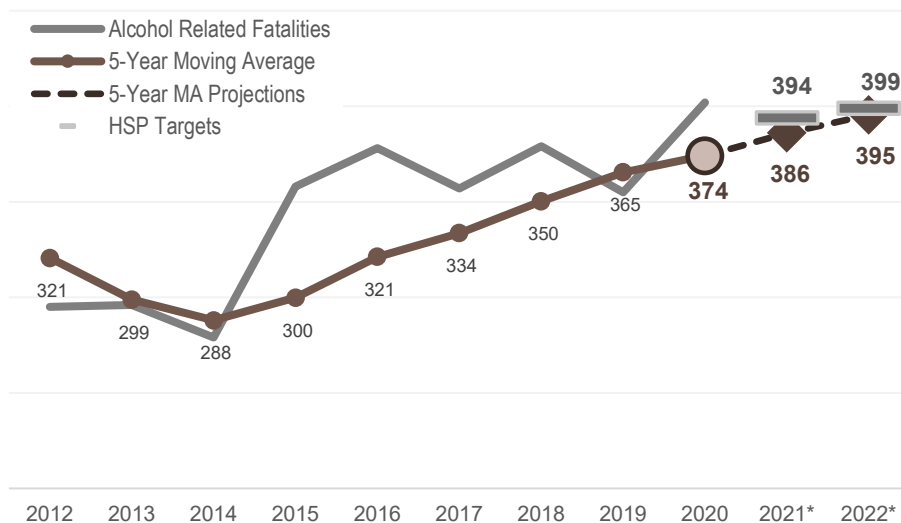
FY2022				FY2021			
Target Year(s)	Target Value	Projected Value	Progress Status	Target Year(s)	Target Value	Actual Value	Progress Status
5-year: 2018-2022	399	395**	● On Track**	5-year: 2017-2021	394**	386	● On Track**

**FARS alcohol test results are imputed; therefore, 2021 preliminary data or estimates were not available during the time of reporting. The 2020 FARS was used to determine the progress states and project the 5-year moving average of alcohol-related fatalities for 2017-2021 and 2018-2022.

Based on the most recent alcohol-related fatality data available (2020 FARS), GOHS **on track** to meet its 2021 HSP goal to maintain the 2017-2021, 5-year moving average under the projected 394 alcohol-related traffic fatalities. The estimated** 2017-2021, 5-year moving average is 386 alcohol-related traffic fatalities.

Impaired driving fatalities have fluctuated over the past five years, but the 5-year moving average shows an upward trend. In 2020 there were 402 fatalities in motor vehicle traffic crashes involving drivers with BACs of .08 g/dL or higher. These alcohol-impaired driving fatalities accounted for 24 percent of all motor vehicle traffic fatalities in Georgia in 2020. Fatalities in alcohol-impaired-driving crashes increased by 13 percent (353 to 402 fatalities) from 2019 to 2020.

Based on the most recent alcohol-related fatality data available (2020 FARS), GOHS is **on track** to meet the 2022 HSP goal to maintain the 2018-2022, 5-year moving average under the projected 399 alcohol-related traffic fatalities. The estimated** 2018-2022, 5-year moving average is projected to be 395 alcohol-related traffic fatalities.



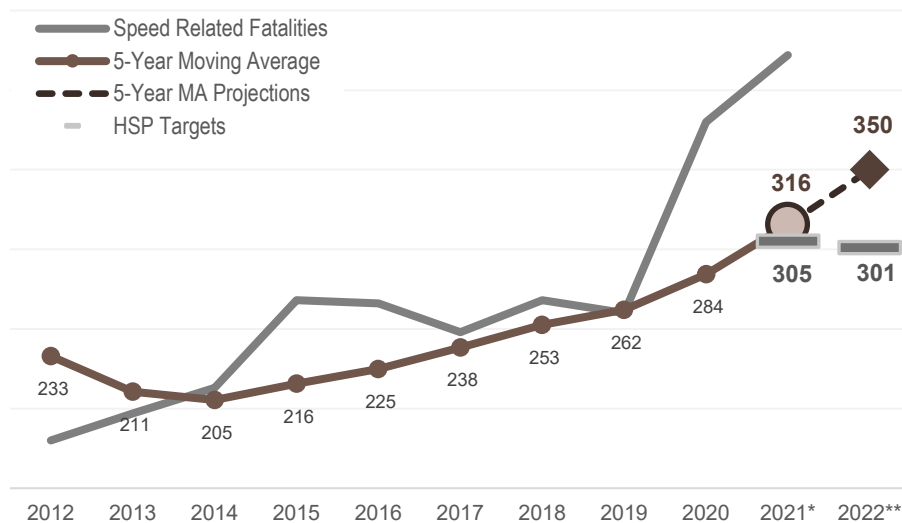
C-6: Number of speeding-related fatalities

FY2022				FY2021			
Target Year(s)	Target Value	Projected Value	Progress Status	Target Year(s)	Target Value	Actual Value	Progress Status
5-year: 2018-2022	301	350	● Not on Track	5-year: 2017-2021	305	316	● Not Met

GOHS **did not meet** their 2021 HSP goal to maintain the 2017-2021, 5-year moving average speed-related fatalities under the projected 305. The actual 2017-2021, 5-year moving average is 316 speed-related fatalities.

Despite the decrease in the number of drivers on Georgia roads, some of those who remained on the roads engaged in riskier behavior especially speeding. The number of speed-related fatalities increased by 11 percent, from 380 in 2020 to 422 in 2021.

GOHS is **not on track** to meet the 2022 HSP goal to maintain the 2018-2022, 5-year moving average under the projected 301 speed-related fatalities. The 2018-2022, 5-year moving average is projected to be 350 speed-related fatalities.



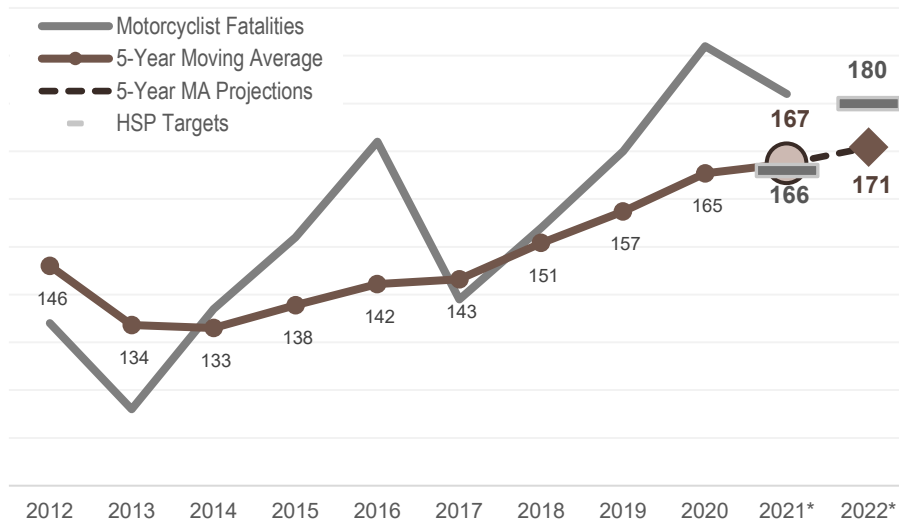
C-7: Number of motorcyclist fatalities

FY2022				FY2021			
Target Year(s)	Target Value	Projected Value	Progress Status	Target Year(s)	Target Value	Actual Value	Progress Status
5-year: 2018-2022	180	171	● On Track	5-year: 2017-2021	166	167	● Not Met

GOHS **did not meet** their 2021 HSP goal to maintain the 2017-2021, 5-year moving average under the projected 166 motorcyclist fatalities. The actual 2017-2021, 5-year moving average is 167 motorcyclist fatalities.

Motorcyclist fatalities have declined from the peak of 172 in 2016 but appear to be increasing again. In 2021, there were 182 motorcyclists fatally injured in Georgia motor vehicle traffic crashes – a decrease of 5 percent from the 192 motorcyclists fatally injured in 2020. The number of un-helmeted motorcyclist fatalities increased by two in 2021 compared to 2020.

GOHS is **on track** to meet the 2022 HSP goal to maintain the 2018-2022, 5-year moving average under the projected 180 motorcyclist fatalities. The 2018-2022, 5-year moving average is projected to be 171 motorcyclist fatalities.



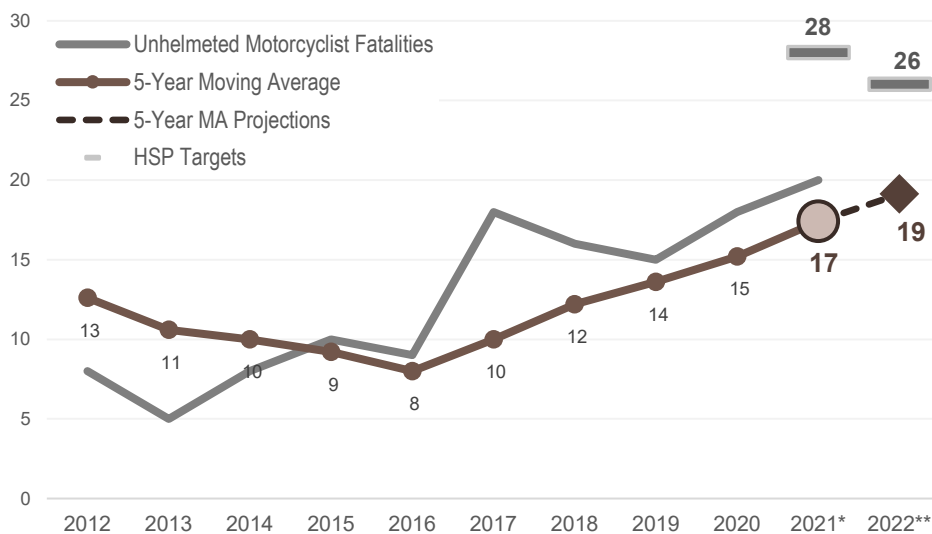
C-8: Number of un-helmeted motorcyclist fatalities

FY2022				FY2021			
Target Year(s)	Target Value	Projected Value	Progress Status	Target Year(s)	Target Value	Actual Value	Progress Status
5-year: 2018-2022	26	19	● On Track	5-year: 2017-2021	28	17	● Met

GOHS **met** their 2021 HSP goal to maintain the 2017-2021, 5-year moving average under the projected 28 un-helmeted motorcyclist fatalities. The actual 2017-2021, 5-year moving average is 17 un-helmeted motorcyclist fatalities.

Georgia saw a dramatic and troubling increase in un-helmeted motorcyclist deaths. The number of un-helmeted motorcyclist fatalities doubled to 18 from 2016 to 2017. In 2021, the number of un-helmeted fatalities increased, where 20 out of 182 motorcyclist fatalities were un-helmeted.

GOHS is **on track** to meet the 2022 HSP goal to maintain the 2018-2022, 5-year moving average under the projected 26 un-helmeted motorcyclist fatalities. The 2018-2022, 5-year moving average is projected to be 19 un-helmeted motorcyclist fatalities.



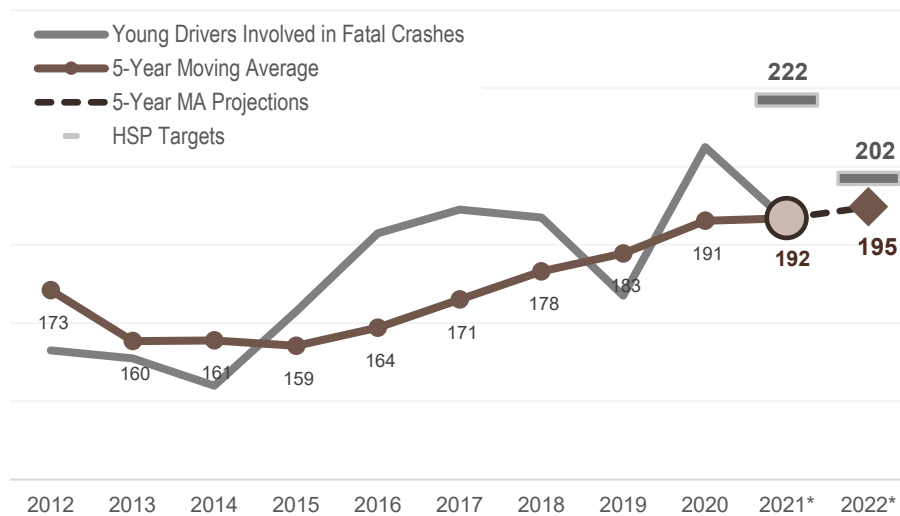
C-9: Number of drivers age 20 or younger involved in fatal crashes

FY2022				FY2021			
Target Year(s)	Target Value	Projected Value	Progress Status	Target Year(s)	Target Value	Actual Value	Progress Status
5-year: 2018-2022	202	195	● On Track	5-year: 2017-2021	222	192	● Met

GOHS **met** their 2021 HSP goal to maintain the 2017-2021, 5-year moving average of young drivers involved in fatal crashes under the projected 222. According to Numetric, the estimated 2017-2021, 5-year moving average is 192 young drivers involved in fatal crashes.

The number of drivers aged 20 years or younger involved in fatal crashes increased in 2019 and 2020. In 2020, 210 young drivers were involved in fatal crashes. This is 38 more young drivers involved in fatal crashes compared to the previous year — a 22 percent increase. Young drivers often engage in risky driving behaviors (i.e., texting and driving, riding without a seatbelt, speeding, etc.). They do not have years of experience recognizing and avoiding dangerous roadway situations.

GOHS is **on track** to meet the 2022 HSP goal to maintain the 2018-2022, 5-year moving average under the projected 202 young drivers involved in fatal crashes. The 2018-2022, 5-year moving average is projected to be 195 young drivers involved in fatal crashes.



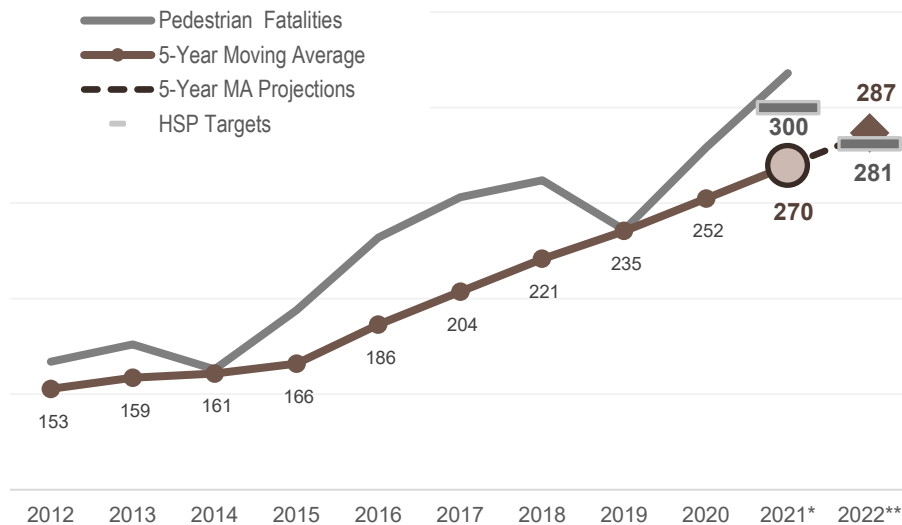
C-10: Number of pedestrian fatalities

FY2022				FY2021			
Target Year(s)	Target Value	Projected Value	Progress Status	Target Year(s)	Target Value	Actual Value	Progress Status
5-year: 2018-2022	281	287	● Not on Track	5-year: 2017-2021	300	270	● Met

GOHS **met** its 2021 HSP goal to maintain the 2017-2021, 5-year moving average under the projected 300 pedestrian fatalities. The actual 2017-2021, 5-year moving average is 270 pedestrian fatalities.

Pedestrian fatalities have steadily climbed in Georgia between 2014 and 2018. In 2021, there were 318 pedestrians fatally injured in the state of Georgia – 17 percent of all traffic fatalities were pedestrians. The 318 pedestrian fatalities in 2021 is a 14 percent increase from the 279 pedestrian fatalities in 2020.

GOHS is **not on track** to meet the 2022 HSP goal to maintain the 2018-2022, 5-year moving average under the projected 281 pedestrian fatalities. The 2018-2022, 5-year moving average is projected to be 287 pedestrian fatalities.



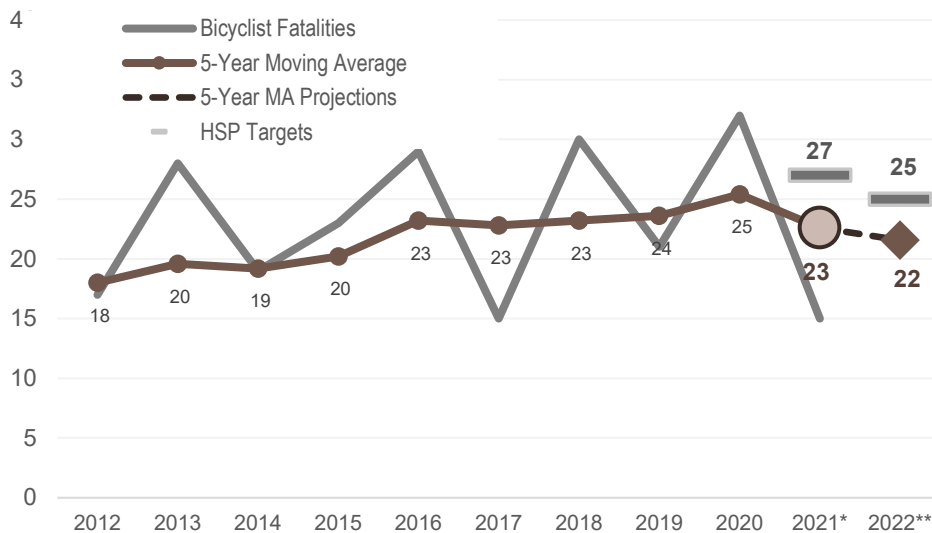
C-11: Number of bicyclist fatalities

FY2022				FY2021			
Target Year(s)	Target Value	Projected Value	Progress Status	Target Year(s)	Target Value	Actual Value	Progress Status
5-year: 2018-2022	25	22	● On Track	5-year: 2017-2021	27	23	● Met

GOHS **met** their 2021 HSP goal to maintain the 2017-2021, 5-year moving average under the projected 27 bicyclist fatalities. The actual 2017-2021, 5-year moving average is 23 bicyclist fatalities.

In 2021 there were 15 bicyclists fatally injured in the state of Georgia – less than one percent of all traffic fatalities were bicyclists. The count of bicyclist fatalities decreased by more than half, from 32 in 2020 to 15 in 2021.

GOHS is **on track** to meet the 2022 HSP goal to maintain the 2018-2022, 5-year moving average under the projected 25 bicyclist fatalities. The 2018-2022, 5-year moving average is projected to be 22 bicyclist fatalities.



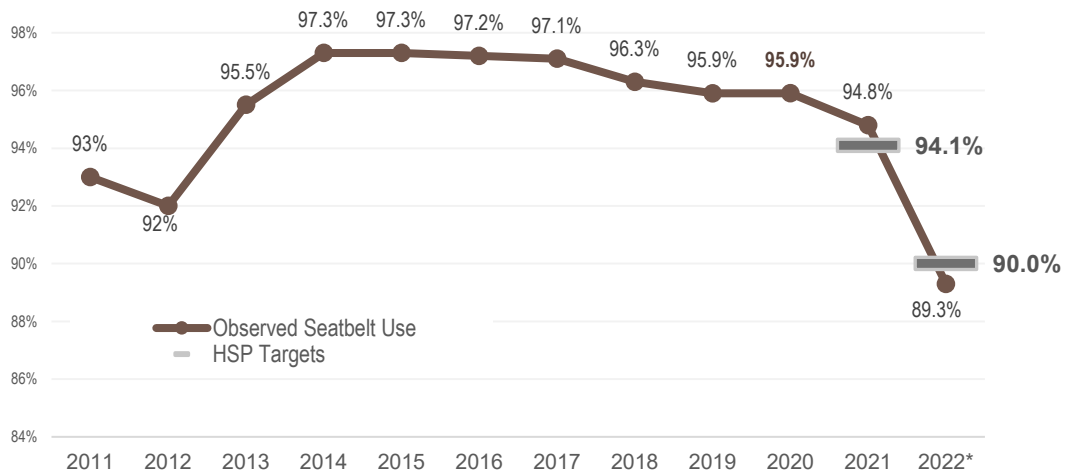
B-1: Observed seat belt use for passenger vehicles, front seat outboard occupants

FY2022				FY2021			
Target Year(s)	Target Value	Actual Value	Progress Status	Target Year(s)	Target Value	Actual Value	Progress Status
2022	90.0%	89.3%	● Not Met	2021	94.1%	94.8%	● Met

GOHS **met** its 2021 HSP goal to keep the annual observed seatbelt usage rate at or above 94.1%. In 2021, the annual observed seatbelt usage rate was 94.8%.

Unfortunately, belt use in the state has been falling since the peak of 97.3% recorded in 2014 and 2015. The 2019 seatbelt observational survey was not conducted due to the 2019 Coronavirus pandemic. In 2020, Georgia opted not to conduct the Seat Belt Observational Survey under the NHTSA waiver through the Coronavirus Aid, Relief, and Economic Security (CARES) Act. This waiver enabled States and U.S. Territories to use their 2019 seat belt use rate for their 2020 seat belt use rate.

GOHS **did not meet** the 2022 HSP goal to maintain an annual seatbelt usage rate above 90%. In 2020, the annual observed seatbelt usage rate was 89.3%.



Note: The 2020 Observational Survey of Seat Belt Use in Georgia was conducted by the Injury Prevention Research Center at Emory (IPRCE). Previous iterations of the study were conducted by the Traffic Safety Research and Evaluation Group in the College of Public Health at the University of Georgia. The 2020 sample design remained the same as in previous iterations and complies with 23 CFR 1340 (Uniform Criteria for State Observational Surveys of Seat Belt Use) and has been reviewed and approved by NHTSA for use in 2018-2022. The design of the 2022 Safety Belt Observation Survey represents a replication of surveys conducted in Georgia since 1987 (with slight updates in 1997, 2000, 2006, and 2012 to conform to NHTSA guidelines) and allows for continued comparison with earlier surveys.

Appendix B: Grants by Funding Source

Appendix B shows the FY2022 GOHS grant award amounts and total expenditures by funding source and program area.

Program Area	Organization	Grant Number	FY2022 Awarded Amount	Funding Source	FY2022 Expenditures
PLANNING & ADMINISTRATION					
In-House Grant	GA GOHS PA	GA-2022-492 PA-050	\$ 570,270.82	402 FAST	\$ 570,270.82
COMMUNICATIONS (PAID ADVERTISING)					
In-House Grant Distracted Driving	GA GOHS 405B M1*DD	GA-2022-F.A.S.T. 405b M1*DD-134	\$ 321,000.00	405b FAST	\$ 265,121.42
In-House Grant	GA GOHS PM	GA-2022-402PM-068	\$ 552,200.00	402 FAST	\$ 523,071.51
COMMUNITY TRAFFIC SAFETY PROGRAM					
In-House Grant	GA GOHS CP	GA-2022-402 CP-172	\$ 1,188,255.62	402 FAST	\$ 1,184,516.58
				BIL 402	\$ 3,739.04
	Public Health, Georgia Dept of	GA-2022-402 CP-030	\$ 172,526.24	402 FAST	\$ 119,483.26
				BIL 402	\$ 37,737.81
Paid Media	GA GOHS 405B M1*CP	GA-2022-F.A.S.T. 405b M1*CP-071	\$ 1,468,950.00	405b FAST	\$ 1,355,877.37
IMPAIRED DRIVING					
Paid Media	GA GOHS 405D M6X	GA-2022-F.A.S.T. 405d Impaired Lo-069	\$ 1,454,550.00	405d FAST	\$ 1,348,699.44
In-House Grant	GA GOHS AL	GA-2022-402 AL-171	\$ 49,249.96	402 FAST	\$ 10,696.45
	Mothers Against Drunk Driving-GA	GA-2022-F.A.S.T. 405d Impaired Lo-007	\$ 158,933.74	405d FAST	\$ 139,442.67
	Driver Services, Georgia Department of	GA-2022-F.A.S.T. 405d Impaired Lo-016	\$ 42,182.88	405d FAST	\$ 41,776.48
	Public Safety Training Center, GA	GA-2022-F.A.S.T. 405d Impaired Lo-025	\$ 568,894.05	405d FAST	\$ 539,147.72
	Public Safety, Georgia Dept. of	GA-2022-F.A.S.T. 405d Impaired Lo-066	\$ 2,471,328.98	405d FAST	\$ 1,331,958.25
	Prosecuting Attorney's Council	GA-2022-F.A.S.T. 405d Impaired Lo-075	\$ 502,173.00	405d FAST	\$ 483,004.91
MOTORCYCLE SAFETY					
Paid Media	GA GOHS 405f M9X	GA-2022-F.A.S.T. 405f M9X-135	\$ 75,000.00	405f FAST	\$ 74,999.76
	Driver Services, Georgia Department of	GA-2022-F.A.S.T. 405f M9X-017 M9X-2022-00-17-PP	\$ 122,572.52	405f FAST	\$ 49,058.40
				405f FAST	\$ 18,706.93
NON-MOTORIZED (PEDESTRIAN & BICYCLIST)					
Paid Media	GA GOHS 405H FHX	GA-2022-F.A.S.T. 405h FHX-164 FHX-2022-01-64-PP	\$ 500,000.00	405h FAST	\$ 500,000.00
In-House Grant	GA GOHS-PS	GA-2022-402 PS-177	\$ 68,578.38	402 FAST	\$ 42,231.41
	Bike Walk Macon	GA-2022-405d M6X FDL*PS-149 FHX-2022-GA-01-49	\$ 40,795.21	405d FAST	\$ 34,395.17
	Fulton County SO	GA-2022-F.A.S.T. 405h FHX-031	\$ 7,723.00	405h FAST	\$ -
	Macon-Bibb County Commissioners	GA-2022-F.A.S.T. 405h FHX-107 FHX-2022-GA-01-07	\$ 18,200.00	402 FAST	\$ 490.00
				State Funds*	\$ 5,960.00
*Grant was moved from 405h to 402PS during the fiscal year and was erroneously paid from the incorrect funding source. As a result, \$5,960 was paid to NHTSA to adjust the correct funding source. The state funded amount is not included in the NHTSA federal totals in GTS.					
	Atlanta Bicycle Coalition	GA-2022-F.A.S.T. 405h FHX-090 FHX-2022-GA-00-90	\$ 68,576.59	405d FAST	\$ 68,576.59

Program Area	Organization	Grant Number	FY2022 Awarded Amount	Funding Source	FY2022 Expenditures
	Savannah Bicycle Campaign	GA-2022-405d M6X FDL*PS-008 FDL*PS-2022-GA-00-08	\$ 39,004.70	405d FAST	\$ 28,645.75
	Brookhaven PD	GA-2022-F.A.S.T. 405h FHX-105 FHX-2022-GA-01-05	\$ 32,009.41	402 FAST BIL 402	\$ 17,066.76 \$ 7,744.70
	Bike Athens	GA-2022-F.A.S.T. 405h FHX-095 FHX-2022-GA-00-95	\$ 45,085.92	405d FAST	\$ 42,062.86
	Dekalb County Fire Dept.**	GA-2022-F.A.S.T. 405h FHX-119 FHX-2022-GA-01-19	\$ 25,880.69	BIL 402	\$ 18,154.26
	Georgia Bikes**	GA-2022-405d M6X FDL*PS-035 FHX-2022-GA-00-35	\$ 69,125.91	405d FAST	\$ 64,757.12

** These grantees have a difference of \$6,049.45 in the USDOT NHTSA Grant Tracking System, due to an error in drawdown (verification and approval of payment for a submitted claim) for Dekalb County Fire Dept.

OCCUPANT PROTECTION					
In-House Grant	GA GOHS OP	GA-2022-402 OP-173	\$ 123,383.89	402 FAST	\$ 73,481.16
	Public Health, Georgia Dept of	GA-2022-402 OP-010	\$ 1,327,887.22	402 FAST BIL 402	\$ 1,085,677.88 \$ 212,638.00
	Atlanta Fire Rescue Dept, City of	GA-2022-402 OP-011	\$ 189,898.00	402 FAST BIL 402	\$ 175,055.33 \$ 7,565.00
	Americus PD	GA-2022-402 OP-039	\$ 10,476.00	402 FAST BIL 402	\$ 190.00 \$ 3,111.22
	Emory University-Seatbelt Survey	GA-2022-F.A.S.T. 405b M1*OP-047	\$ 289,271.00	405b FAST	\$ 222,093.64
	Georgia, University of Evaluation	GA-2022-F.A.S.T. 405b M1*OP-118	\$ 175,005.27	405b FAST	\$ 153,391.75

POLICE TRAFFIC SERVICES					
In-House Grant	GA GOHS PT	GA-2022-402 PT-004	\$ 950,950.00	402 FAST	\$ 835,618.68
HEAT	Douglas County SO PT	GA-2022-402 PT-005	\$ 200,412.44	402 FAST BIL 402	\$ 100,477.98 \$ 76,984.61
HEAT	Cobb County BOC PT	GA-2022-402 PT-009	\$ 111,451.68	402 FAST BIL 402	\$ 71,374.62 \$ 24,185.16
HEAT	Dublin PD PT	GA-2022-402 PT-013	\$ 73,376.66	402 FAST BIL 402	\$ 60,332.64 \$ 10,328.72
HEAT	Dawson County S.O.	GA-2022-402 PT-021	\$ 107,765.34	402 FAST BIL 402	\$ 82,017.08 \$ 15,984.60
HEAT	Henry County PD Henry County BOC PT	GA-2022-402 PT-022	\$ 134,066.72	402 FAST BIL 402	\$ 86,221.70 \$ 15,226.68
HEAT	Dekalb County PD PT	GA-2022-402 PT-023	\$ 43,012.00	402 FAST BIL 402	\$ 27,111.75 \$ 4,401.25
HEAT	Burke County SO PT	GA-2022-402 PT-036	\$ 72,002.06	402 FAST BIL 402	\$ 27,263.69 \$ 16,560.10
HEAT	Glynn County PD PT	GA-2022-402 PT-037	\$ 138,235.44	402 FAST BIL 402	\$ 65,602.96 \$ 22,594.56
HEAT	Bibb County Gov PT	GA-2022-402 PT-054	\$ 109,295.01	402 FAST BIL 402	\$ 59,984.10 \$ 16,760.97
HEAT	Floyd County PD	GA-2022-402 PT-055	\$ 300,000.00	402 FAST	\$ 236,236.86

Program Area	Organization	Grant Number	FY2022 Awarded Amount	Funding Source	FY2022 Expenditures
				BIL 402	\$ 57,105.65
HEAT	Forsyth County SO PT	GA-2022-402 PT-062	\$ 77,680.64	402 FAST	\$ 47,364.87
				BIL 402	\$ 8,158.24
HEAT	City of Atlanta Police Department	GA-2022-402 PT-072	\$ 170,779.81	402 FAST	\$ 93,573.77
				BIL 402	\$ 63,492.43
HEAT	Liberty County SO PT	GA-2022-402 PT-074	\$ 299,999.76	402 FAST	\$ 278,431.16
				BIL 402	\$ 16,365.05
HEAT	Rockdale County SO PT	GA-2022-402 PT-078	\$ 132,082.24	402 FAST	\$ 53,464.19
				BIL 402	\$ 37,406.01
HEAT	Habersham County SO PT	GA-2022-402 PT-080	\$ 20,465.33	402 FAST	\$ 12,450.93
				BIL 402	\$ 5,993.85
HEAT	Carroll County S.O.	GA-2022-402 PT-081	\$ 151,359.35	402 FAST	\$ 84,606.97
				BIL 402	\$ 38,248.37
HEAT	Snellville PD	GA-2022-402 PT-082	\$ 112,167.52	402 FAST	\$ 57,602.55
				BIL 402	\$ 48,316.37
HEAT	Clayton County PD	GA-2022-402 PT-087	\$ 300,000.00	402 FAST	\$ 244,236.15
				BIL 402	\$ 24,844.90
HEAT	Savannah PD PT	GA-2022-402 PT-088	\$ 37,795.91	402 FAST	\$ 27,196.71
				BIL 402	\$ 8,989.64
HEAT/Nighthawk	Public Safety, Georgia Dept PT	GA-2022-402 PT-065	\$ 950,595.37	402 FAST	\$ 288,560.16
				BIL 402	\$ 450,122.55
TEN	Clay County Sheriff's Office	TEN-2022-402 PT-004	\$ 19,509.76	402 FAST	\$ 12,921.20
				BIL 402	\$ 2,347.80
TEN	Calhoun PD PT	TEN-2022-402 PT-008	\$ 20,970.40	402 FAST	\$ 11,979.37
				BIL 402	\$ 5,353.45
TEN	Demorest PD PT	TEN-2022-402 PT-010	\$ 21,023.12	402 FAST	\$ 15,034.72
				BIL 402	\$ 4,055.32
TEN	Valdosta Police Dept, City Of	TEN-2022-402 PT-011	\$ 19,721.80	402 FAST	\$ 10,892.81
				BIL 402	\$ 2,827.70
TEN	Grady County S.O.	TEN-2022-402 PT-012	\$ 17,860.00	402 FAST	\$ 10,638.38
				BIL 402	\$ 3,531.73
TEN	Effingham County SO PT	TEN-2022-402 PT-016 PT-2022-TE-00-16	\$ 23,694.92	402 FAST	\$ 15,882.06
				BIL 402	\$ 4,696.22
TEN	Charlton County Sheriff Office	TEN-2022-402 PT-017	\$ 26,754.56	402 FAST	\$ 5,904.81
				BIL 402	\$ 13,725.87
TEN	Burke County SO PT	TEN-2022-402 PT-018	\$ 20,614.72	402 FAST	\$ 3,997.85
				BIL 402	\$ 8,984.15
TEN	Holly Springs PD PT	TEN-2022-402 PT-019	\$ 21,989.60	402 FAST	\$ 12,180.31
				BIL 402	\$ 4,522.10
TEN	Zebulon PD PT	TEN-2022-402 PT-020	\$ 17,974.56	402 FAST	\$ 5,472.29

Program Area	Organization	Grant Number	FY2022 Awarded Amount	Funding Source	FY2022 Expenditures
				BIL 402	\$ 815.60
TEN	Wilcox County SO TEN	TEN-2022-402 PT-021	\$ 19,251.68	402 FAST	\$ 12,110.75
				BIL 402	\$ 1,376.73
TEN	Washington County SO	TEN-2022-402 PT-022	\$ 19,861.92	BIL 402	\$ 12,770.11
TEN	Oglethorpe County SO TEN	TEN-2022-402 PT-028	\$ 19,589.44	402 FAST	\$ 1,666.37
				BIL 402	\$ 9,923.14
TEN	Douglasville PD TEN	TEN-2022-402 PT-029	\$ 19,360.80	402 FAST	\$ 12,554.58
				BIL 402	\$ 2,786.72
TEN	Fayetteville PD	TEN-2022-402 PT-030	\$ 21,926.56	402 FAST	\$ 14,827.90
				BIL 402	\$ 2,457.32
TEN	Newton County S.O-TEN	TEN-2022-402 PT-031	\$ 18,824.48	BIL 402	\$ 13,346.59
				402 FAST	\$ -
	Montgomery County S.O.	GA-2022-402 PT-027	\$ 39,320.00	402 FAST	\$ 14,080.23
				BIL 402	\$ 5,955.68
	Treutlen County SO	GA-2022-402 PT-028	\$ 48,410.00	402 FAST	\$ 15,581.39
				BIL 402	\$ 29,861.00
	Worth County SO PT	GA-2022-402 PT-029	\$ 48,880.00	402 FAST	\$ 25,005.96
				BIL 402	\$ 21,776.81
	Pooler Police Department	GA-2022-402 PT-044	\$ 93,903.80	402 FAST	\$ 86,036.45
				BIL 402	\$ 6,891.85
	Camden County SO PT	GA-2022-402 PT-053	\$ 71,190.00	402 FAST	\$ 8,333.63
				BIL 402	\$ 32,287.54
	Appling County Sheriff Office	GA-2022-402 PT-077	\$ 48,850.00	402 FAST	\$ 21,384.24
				BIL 402	\$ 3,526.81
	Byron PD	GA-2022-402 PT-086	\$ 33,713.60	BIL 402	\$ 2,772.00
				402 FAST	\$ 26,234.86
	Bremen Police Department	GA-2022-402 PT-092	\$ 16,689.60	402 FAST	\$ 13,058.24
				BIL 402	\$ 3,631.36
	Wilcox County So	GA-2022-402 PT-093	\$ 30,400.00	BIL 402	\$ 1,739.79
				402 FAST	\$ 18,306.78
	Banks County SO	GA-2022-402 PT-106	\$ 42,432.00	402 FAST	\$ 4,536.96
	Rabun County SO	GA-2022-402 PT-113	\$ 60,270.00	402 FAST	\$ 32,608.38
				BIL 402	\$ 16,244.12
	Franklin County SO	GA-2022-402 PT-121	\$ 43,283.60	BIL 402	\$ 9,927.48
				402 FAST	\$ 23,227.96
	Crisp County S.O.	GA-2022-402 PT-142	\$ 23,483.20	402 FAST	\$ 18,158.06
				BIL 402	\$ 5,324.10
	Haralson County SO	GA-2022-402 PT-151	\$ 48,600.00	402 FAST	\$ 12,523.13
				BIL 402	\$ 1,076.50
	Clinch County SO	GA-2022-402 PT-155	\$ 23,066.00	402 FAST	\$ 8,446.82

Program Area	Organization	Grant Number	FY2022 Awarded Amount	Funding Source	FY2022 Expenditures
				BIL 402	\$ 11,703.68
	Telfair County SO	GA-2022-402 PT-157	\$ 36,520.00	402 FAST	\$ 25,791.87
				BIL 402	\$ 10,524.95
	Charlton County Sheriff Office	GA-2022-402 PT-158	\$ 46,960.00	BIL 402	\$ 13,300.97
	Berrien County SO PT	GA-2022-402 PT-163	\$ 27,075.00	402 FAST	\$ 12,391.50
				BIL 402	\$ 6,980.89
RAILROAD SAFETY					
	Georgia Operation Lifesavers, Inc	GA-2022-402 RH-048	\$ 28,884.00	402 FAST	\$ 16,400.00
				BIL 402	\$ 6,744.75
SPEED MANAGEMENT					
	Public Safety Training Center SP	GA-2022-402 SC-024 SC-2022-GA-00-24	\$ 50,480.44	402 FAST	\$ 37,285.44
				BIL 402	\$ 8,174.51
	Washington County SO	GA-2022-402 SC-038	\$ 55,371.00	402 FAST	\$ 45,687.67
				BIL 402	\$ 8,654.33
	Lowndes County SO	GA-2022-402 SC-045	\$ 52,063.60	402 FAST	\$ 26,804.52
				BIL 402	\$ 19,168.07
	Calhoun PD	GA-2022-402 SC-073	\$ 51,296.00	402 FAST	\$ 25,089.90
				BIL 402	\$ 4,427.84
	Effingham County SO	GA-2022-402 SC-089	\$ 68,580.00	402 FAST	\$ 49,651.43
				BIL 402	\$ 18,787.10
	Chatsworth PD	GA-2022-402 SC-150 SC-2022-SC-01-50	\$ 23,060.00	402 FAST	\$ 14,259.75
				BIL 402	\$ 2,511.86
	Jefferson PD	GA-2022-402 SC-159	\$ 23,200.00	402 FAST	\$ 9,837.47
				BIL 402	\$ 7,162.37
TRAFFIC RECORDS					
In-House Grant	GA GOHS TR	GA-2022-402 TR-182	\$ 35,000.00	402 FAST	\$ 19,177.83
				BIL 402	\$ 2,138.17
In-House Grant	GA GOHS-405c	GA-2022-F.A.S.T. 405c M3DA-153	\$ 183,870.00	405c FAST	\$ 154,564.16
	Public Health, Georgia Dept of	GA-2022-F.A.S.T. 405c M3DA-006	\$ 201,492.91	405c FAST	\$ 193,750.30
	Driver Services, Georgia Department of	GA-2022-F.A.S.T. 405c M3DA-015	\$ 231,900.31	405c FAST	\$ 159,275.55
	Public Health, Georgia Dept of	GA-2022-F.A.S.T. 405c M3DA-020	\$ 208,949.07	405c FAST	\$ 170,844.09
	Public Health, Georgia Department (EMS/TR)	GA-2022-F.A.S.T. 405c M3DA-026	\$ 225,756.92	405c FAST	\$ 150,756.92
	Georgia Association of Chief Police-TR	GA-2022-F.A.S.T. 405c M3DA-096 M3DA-2022-00-96-PP	\$ 430,500.00	405c FAST	\$ 77,721.28
				405c FAST	\$ 345,216.96
TEEN TRAFFIC SAFETY					
In-House Grant	GA GOHS TSP	GA-2022-402 TSP-125	\$ 155,221.56	402 FAST	\$ 93,548.52
SADD	Evans High School	SADD-2022-402 TSP-003	\$ 6,500.00	402 FAST	\$ 359.99
SADD	Fannin County High School	SADD-2022-402 TSP-017	\$ 6,500.00	BIL 402	\$ 1,699.33

Program Area	Organization	Grant Number	FY2022 Awarded Amount	Funding Source	FY2022 Expenditures
SADD	Grayson High School TSP	SADD-2022-402 TSP-012	\$ 6,500.00	402 FAST	\$ 3,799.70
				BIL 402	\$ 869.01
SADD	Lee County High School	SADD-2022-402 TSP-013	\$ 6,500.00	BIL 402	\$ 4,300.00
SADD	Peach County High School	SADD-2022-402 TSP-008	\$ 6,500.00	BIL 402	\$ 745.21
SADD	Union County Schools PD Dept.	SADD-2022-402 TSP-019	\$ 6,500.00	BIL 402	\$ 94.78
SADD	Wayne County High School	SADD-2022-402 TSP-018	\$ 6,500.00	BIL 402	\$ 3,300.00
SADD	Towns County Schools	SADD-2022-402 TSP-005	\$ 6,500.00	402 FAST	\$ 540.22
				BIL 402	\$ 500.00
SADD	Savannah-Chatham Board of Education Police Department	GA-2022-402 TSP-181	\$ 71,500.00	402 FAST	\$ -
SADD	Pepperell High School	SADD-2022-402 TSP-007	\$ 6,500.00	402 FAST	\$ -
SADD	Warren County High School	SADD-2022-402 TSP-021	\$ 6,500.00	402 FAST	\$ -
SADD	Chattahoochee High School	SADD-2022-402 TSP-004	\$ 6,500.00	402 FAST	\$ -
	Children and Parent Resource Group	GA-2022-402 TSP-019	\$ 175,000.00	402 FAST	\$ 175,000.00
SADD	Clayton County Public Schools	GA-2022-402 TSP-100	\$ 42,350.00	402 FAST	\$ 1,000.00
				BIL 402	\$ 6,000.00
Young Adult	ABAC Advancement Foundation, INC.	YA-2022-402 TSP-006	\$ 11,095.00	402 FAST	\$ 3,479.87
				BIL 402	\$ 5,000.00
Young Adult	Augusta University TSP	YA-2022-402 TSP-018	\$ 16,360.00	402 FAST	\$ 7,284.90
				BIL 402	\$ 1,453.59
Young Adult	Clayton State University	YA-2022-402 TSP-010	\$ 7,150.00	BIL 402	\$ 1,244.40
Young Adult	Fort Valley State University	YA-2022-402 TSP-008	\$ 7,480.44	402 FAST	\$ 2,288.88
Young Adult	Georgia College & State University TSP	YA-2022-402 TSP-004	\$ 10,000.00	402 FAST	\$ 4,682.27
				BIL 402	\$ 4,422.68
Young Adult	Georgia Southwestern State Univ TSP	YA-2022-402 TSP-014	\$ 13,355.60	402 FAST	\$ 3,256.99
				BIL 402	\$ 5,567.00
Young Adult	Georgia State University	YA-2022-402 TSP-016	\$ 13,967.00	BIL 402	\$ 6,266.82
Young Adult	GSU Research & Services Foundation, Inc.	YA-2022-402 TSP-020	\$ 16,891.88	402 FAST	\$ 247.50
				BIL 402	\$ 6,231.09
Young Adult	Kennesaw State University Foundation TSP	YA-2022-402 TSP-015	\$ 19,066.77	402 FAST	\$ 5,266.53
				BIL 402	\$ 4,612.04
Young Adult	North Georgia, University of TSP	YA-2022-402 TSP-011	\$ 17,420.00	402 FAST	\$ 4,505.51
				BIL 402	\$ 6,155.36
Young Adult	Valdosta State University	YA-2022-402 TSP-007	\$ 7,273.75	402 FAST	\$ 1,590.00
				BIL 402	\$ 75.00
Young Adult	West Georgia, University	YA-2022-402 TSP-012	\$ 14,649.60	BIL 402	\$ 9,711.79
	Savannah Technical College TSP	GA-2022-402 TSP-041	\$ 140,571.50	402 FAST	\$ 50,290.05
				BIL 402	\$ 45,430.34

Appendix C: Traffic Records - Section 405c Quantitative Progress Reports

Traffic Records Quantitative Progress Report

Federal statute 23 CFR 1300.22(b)(3) requires that States demonstrate quantitative progress in a data program attribute for a core highway safety database. For FFY 2022, the Georgia EMS and Injury Surveillance systems have improved in the areas of Accuracy, Completeness, Uniformity, and Timeliness as demonstrated in the Section 405c Quantitative Progress Reports below.

Section 405c Quantitative Progress Report

State: GA Report Date: 4/1/2022 Submitted by: C. Longhart & D. Patel

Regional Reviewer:

System to be Impacted	<input type="checkbox"/> CRASH <input type="checkbox"/> DRIVER <input type="checkbox"/> VEHICLE <input type="checkbox"/> ROADWAY <input type="checkbox"/> CITATION/ADJUDICATION <input checked="" type="checkbox"/> EMS/INJURY OTHER specify:
Performance Area(s) to be Impacted	<input checked="" type="checkbox"/> ACCURACY <input checked="" type="checkbox"/> TIMELINESS <input checked="" type="checkbox"/> COMPLETENESS <input type="checkbox"/> ACCESSIBILITY <input checked="" type="checkbox"/> UNIFORMITY <input type="checkbox"/> INTEGRATION OTHER specify:
Performance Measure used to track Improvement(s)	<p>Narrative Description of the Measure</p> <p>Increase the average incident validity score for all calls submitted to GEMSIS Elite.</p> <p>Validity score is a method to assess the accuracy, completeness, and uniformity of the data that is entered in GEMSIS Elite. Some rules even address timeliness. GEMSIS Elite currently has 317 active validation rules in place – these validations, or business logic, rules are assigned point values based on the relative importance of the respective rule. Most (n = 230) rules have a point value of 1. A point value of 1 means that if that rule is triggered, then that record loses 1 point – all records start at a score of 100, and each validation rule reduces the validation score. Agencies are required to maintain an average validation score of 95 or above on calls submitted. Agencies are also required to monitor their data on a weekly basis for accuracy, completeness, uniformity, and timeliness.</p> <p>Accuracy Validation Rule Example(s): The following rules address the accuracy of the data in GEMSIS Elite by not allowing conflicting values (e.g., for eResponse.08 – Type of Dispatch Delay, you can't answer both "Technical Failure" and "None/No Delay").</p> <ul style="list-style-type: none"> • Rule ID: 532 = Type of Dispatch Delay (eResponse.08) has conflicting values (1 point) • Rule ID: 533 = Type of Response Delay (eResponse.09) has conflicting values. (1 point) • Rule ID: 534 = Type of Scene Delay (eResponse.10) is required when scene time greater than 10 minutes (1 point) • Rule ID: 535 = Type of Transport Delay (eResponse.11) has conflicting values (1 point) • Rule ID: 536 = Type of Turn-Around Delay (eResponse.12) has conflicting values (1 point) <p>Timeliness Validation Rule Example(s): The following rule addresses the timeliness of the data submitted to GEMSIS Elite, by deducting 5 points if the back in service time is more than 36 hours after the call started – this is usually due to the crew neglecting to show that the unit is in service, which delays the submission of the data to GEMSIS Elite.</p> <ul style="list-style-type: none"> • Rule ID: 2413 = Unit Back in Service (eTimes.13) is more than 36 hours after Unit Notified by Dispatch (eTimes.03) (5 points) <p>Completeness Validation Rule Example(s): The following rules address the completeness of the data submitted to GEMSIS Elite.</p> <ul style="list-style-type: none"> • Rule ID: 483 = Incident Street Address (eScene.15) is required (1 point) • Rule ID: 486 = Unit Cancelled Date/Time (eTimes.14) is required on cancellations (1 point) • Rule ID: 491 = Destination County (eDisposition.06) is required on transports (1 point) • Rule ID: 492 = Destination Zip Code (eDisposition.07) is required on transports (1 point) <p>Uniformity Validation Rule Example(s): The following rules address the uniformity of the data by ensuring that the times listed on patient care reports are in a logical sequence based on the element definition.</p> <ul style="list-style-type: none"> • Rule ID: 440 = PSAP Call Date/Time (eTimes.01) Out of Sequence (1 point) • Rule ID: 441 = Unit Notified by Dispatch Date/Time (eTimes.03) Out of Sequence (1 point) • Rule ID: 442 = Unit En Route Date/Time (eTimes.05) Out of Sequence (1 point) • Rule ID: 443 = Unit Arrived on Scene Date/Time (eTimes.06) Out of Sequence (1 point)

	<ul style="list-style-type: none"> • Rule ID: 444 = Arrived at Patient Date/Time (eTimes.07) Out of Sequence (1 point) <p>Updated Validation Rules to Address Accuracy, Completeness, Timeliness, and Uniformity</p> <p>Updates were made to current eTimes validation rules to improve documentation related to unit incident times are as follow:</p> <ul style="list-style-type: none"> • Rule ID: 440 = PSAP Call Date/Time (eTimes.01) out of sequence (1 point) (Tested Rule for upcoming NEMSIS v3.5.0 conversion) • Rule ID: 445 = Patient Arrived at Destination Date/Time (eTimes.11) out of sequence (1 point) (Rule updated to no longer compare eTimes.11 to eTimes.08). • Rule ID: 2499 = Date/Time Vital Signs Taken (eVitals.01) must occur before unit back in service time (eTime.13) (Rule inactive) • Rule ID: 3019 = Date-Time Vital Signs Taken (eVitals.01) must occur before destination Patient Transfer of Care (eTimes.12) (1 point) (Rule created to replace previous rule 2499 to improve accuracy, completeness, and timeliness due to inaccurate documentation of vitals)
Relevant Project(s) in the State’s Strategic Plan	<p>Title, number and strategic Plan page reference for each Traffic Records System improvement project to which this performance measure relates</p> <p>OEMS GEMSIS Elite, FFY 2022-2024 Georgia Traffic Records Strategic Plan, p. 27</p>
Improvement(s) Achieved or Anticipated	<p>Narrative of the Improvement(s)</p> <p>The overall average validity score improved from a baseline of 97.61 to the current value of 98.59.</p> <p>This improvement comes during the midst of COVID-19, when more validation rules were added (thereby increasing the chances that the validity could go down). The Office of EMS and Trauma has focused heavily on improving the data that is submitted to GEMSIS Elite. Our focus has been frequent training and communication with licensed EMS agencies and their respective software vendors.</p>
Specification of how the Measure is calculated / estimated	<p>Narrative Description of Calculation / Estimation Method</p> <p>The number of PCRs submitted to GEMSIS Elite (V3.4) was collected and the average validity score was analyzed for each month.</p>
Date and Baseline Value for the Measure	<p><i>Baseline: April 1, 2020 – March 31, 2021</i></p> <p><i>PCRs entered: 2,759,869</i></p> <p><i>Average Incident Validity Score: 97.61</i></p>
Date and Current Value for the Measure	<p><i>Current: April 1, 2021 - March 31, 2022</i></p> <p><i>PCRs entered: 2,885,100</i></p> <p><i>Average Incident Validity Score: 98.59</i></p>
Regional Reviewer’s Conclusion	<p>Check one</p> <p><input type="checkbox"/> Measurable performance improvement <i>has</i> been documented</p> <p><input type="checkbox"/> Measurable performance improvement has <i>not</i> been documented</p> <p><input type="checkbox"/> Not sure</p>
If “has not” or “not sure”: What remedial guidance have you given the State?	
Comments	

Georgia GEMSIS Elite – Average Incident Validity Score

BASELINE (April 2020 - March 2021)		
Month	Count of Incidents	Average Incident Validity Score
April - 2020	189,781	97.60
May – 2020	207,171	97.35
June – 2020	217,302	97.04
July – 2020	248,240	97.54
August – 2020	243,641	97.95
September– 2020	222,696	97.09
October –2020	241,827	96.85
November – 2020	229,827	97.37
December – 2020	247,880	97.40
January – 2020	245,624	98.47
February – 2021	219,342	98.32
March – 2021	247,225	98.29
Overall Average Incident Validity Score		97.61
Total Incident Count		2,759,869

CURRENT (April 2021 – March 2022)		
Month	Count of Incidents	Average Incident Validity Score
April - 2021	241,292	98.30
May – 2021	248,756	98.26
June – 2021	243,464	98.86
July – 2021	253,798	98.66
August – 2021	268,406	98.93
September – 2021	248,456	98.89
October – 2021	244,421	97.89
November – 2021	232,086	98.50
December – 2021	249,955	98.74
January - 2021	244,887	98.82
February – 2022	211,740	98.33
March – 2022	197,839	98.90
Overall Average Incident Validity Score		98.59
Total Incident Count		2,885,100

Section 405c Quantitative Progress Report

State: GA Report Date: 4/01/2022 Submitted by: C. Longhart & D. Patel

Regional Reviewer:

System to be Impacted	<input type="checkbox"/> CRASH <input type="checkbox"/> DRIVER <input type="checkbox"/> VEHICLE <input type="checkbox"/> ROADWAY <input type="checkbox"/> CITATION/ADJUDICATION <input checked="" type="checkbox"/> EMS/INJURY OTHER specify:
Performance Area(s) to be Impacted	<input type="checkbox"/> ACCURACY <input checked="" type="checkbox"/> TIMELINESS <input type="checkbox"/> COMPLETENESS <input type="checkbox"/> ACCESSIBILITY <input type="checkbox"/> UNIFORMITY <input type="checkbox"/> INTEGRATION OTHER specify:
Performance Measure used to track Improvement(s)	<p>Narrative Description of the Measure</p> <p>The average time from call completion of a 911 call to the time the incident is received in GEMSIS Elite will improve.</p> <p>This performance measure will look at the difference (in hours) between the EMS unit back in service (eTimes.13) and when the incident record has been entered or imported into GEMSIS Elite. The goal is for all 911 calls to be present in GEMSIS Elite within 24 hours of the call completion. The above criteria allow individual hospitals the ability to access patient care reports in a more timely manner, for better continuity of care.</p>
Relevant Project(s) in the State's Strategic Plan	<p>Title, number and strategic Plan page reference for each Traffic Records System improvement project to which this performance measure relates</p> <p>OEMS GEMSIS Elite, FFY 2022-2024 Georgia Traffic Records Strategic Plan, p. 27</p>
Improvement(s) Achieved or Anticipated	<p>Narrative of the Improvement(s)</p> <p>From April 2021 to March 2022 the total number of incidents equaled 1,937,496 the average submission time equaled 95.39 hours, which is a decrease of 63.6% from the baseline.</p> <p>Part of this improvement is due to the push by the Office of EMS and Trauma (OEMST) to get data into the system within 24 hours of call completion, and during COVID-19, OEMST published an Emergency Rule requiring EMS agencies to submit data within 24 hours. While this was secondary to the pandemic response, these changes showed proof that data could be entered and received by GEMSIS Elite in a more timely manner. The OEMST has formally adopted these data submission rules as part of the Department of Public Health rules and regulations.</p>
Specification of how the Measure is calculated / estimated	<p>Narrative Description of Calculation / Estimation Method</p> <p>The measure is calculated by obtaining the average number of hours between the EMS unit is back in service (eTimes.13) and when the incident record has been entered or imported into GEMSIS Elite.</p>
Date and Baseline Value for the Measure	<p><i>Baseline: April 1, 2020 – March 31, 2021</i> <i>PCRs entered = 1,743,552</i> <i>Average time to enter 911 records: 149.98 hours</i></p>
Date and Current Value for the Measure	<p><i>Current: April 1, 2021 – March 31, 2022</i> <i>PCRs entered: 1,937,496</i> <i>Average time to enter 911 records: 95.39 hours</i></p>
Regional Reviewer's Conclusion	<p>Check one</p> <p><input type="checkbox"/> Measurable performance improvement <i>has</i> been documented</p> <p><input type="checkbox"/> Measurable performance improvement <i>has not</i> been documented</p> <p><input type="checkbox"/> Not sure</p>
If "has not" or "not sure": What remedial guidance have you given the State?	
Comments	

Georgia GEMSIS Reporting Timeliness*

BASELINE (April 2020 - March 2021)		
Month	Count of Incidents	Average Incident Unit Back in Service to Incident Record Created in Hours
April - 2020	112,958	124.35
May - 2020	125,690	104.66
June - 2020	133,149	97.59
July - 2020	157,985	80.94
August - 2020	155,323	83.80
September - 2020	139,586	183.33
October - 2020	152,921	161.87
November - 2020	145,188	133.85
December - 2020	158,145	118.63
January - 2020	162,953	366.33
February - 2021	140,856	171.03
March - 2021	158,798	173.38
Overall Average Incident Unit Back In Service To Incident Record Created In Hours		149.98
Total Incident Count		1,743,552

CURRENT (April 2021 - March 2022)		
Month	Count of Incidents	Average Incident Unit Back in Service to Incident Record Created in Hours
April - 2021	156,976	214.69
May - 2021	164,291	163.50
June - 2021	160,724	157.74
July - 2021	169,376	146.11
August - 2021	186,063	100.82
September - 2021	168,760	82.68
October - 2021	163,456	66.24
November - 2021	152,461	54.25
December - 2021	167,813	48.29
January - 2021	169,673	47.08
February - 2022	142,702	44.99
March - 2022	135,201	18.26
Overall Average Incident Unit Back In Service To Incident Record Created In Hours		95.39
Total Incident Count		1,937,496

*911 Calls only; average time from call completion to time of submission to GEMSIS Elite.