



The Honorable  
**EDDIE BAZA CALVO**  
Governor

The Honorable  
**RAY TENORIO**  
Lieutenant Governor



**CARL V. DOMINGUEZ**  
*Acting Director*

December 31, 2012

David Manning, Ph.D.  
Regional Administrator  
National Highway Traffic Safety Administration  
Region IX  
201 Mission Street, Suite 1600  
San Francisco, CA 94105

Dear Dr. Manning:

Transmitted for your information and review is Guam's 2012 Annual Performance Evaluation Report for Sections 402, 405, and 408 grant activities as contained in the Fiscal Year 2012 Highway Safety Plan.

We wish to express our sincerest appreciation for all the efforts you have personally directed in helping us address the highway safety needs of our island.

Should you require any information, please do not hesitate to contact Ms. Cil Javier, Highway Safety Coordinator at (671) 647-4343 or email her at [cecilia.javier@dpw.guam.gov](mailto:cecilia.javier@dpw.guam.gov).

Sincerely,

A handwritten signature in blue ink, appearing to read 'Carl V. Dominguez'.

Carl V. Dominguez  
Acting Highway Safety Representative

Enclosure



# Guam 2012 Annual Performance

## Evaluation Report





A message from the Acting Governor's Highway Safety Representative



Hafa Adai and Seasons Greeting from the Beautiful Island of Guam!

Guam is pleased to submit the NHTSA Annual Report describing many of the projects we implemented in FY2012 with the goal of saving lives.

The Office of Highway Safety continues to administer and implement Guam's Highway Safety programs by ensuring all goals and objectives are met and complying with all federal and local rules and regulations.

We look forward to the upcoming year as we still have work to be done and will remain committed in making Guam's roadways safer. We appreciate your continued support for our highway safety programs and providing technical assistance to the Office of Highway Safety with the goal of reducing injuries and fatalities on our roads.

Thank you and Si Yu'os Ma'ase and may you and your staff have a Prosperous New Year!

# TABLE OF CONTENTS

<b>Executive Summary.....</b>	<b>4</b>
<b>Introduction.....</b>	<b>5</b>
<b>Attitudinal Survey.....</b>	<b>6</b>
<b>Five Year Statistics.....</b>	<b>7</b>
<b>Performance Goals and Trends.....</b>	<b>8</b>
<b>Core Outcome Measures.....</b>	<b>9</b>
<b>Core Behavior Measures.....</b>	<b>9</b>
<b>Alcohol Countermeasures.....</b>	<b>12</b>
<b>Occupant Protection.....</b>	<b>17</b>
<b>Police Traffic Services.....</b>	<b>24</b>
<b>Traffic Records.....</b>	<b>26</b>
<b>Planning and Administration.....</b>	<b>27</b>
<b>Highway Safety Personnel Development Training.....</b>	<b>28</b>
<b>Federal Aid Reimbursement.....</b>	<b>29</b>



## **EXECUTIVE SUMMARY**

In 2012, Guam had a decrease in fatal crashes from 16 to 13. We believe that the impaired driving projects funded by NHTSA contributed to this reduction. This includes continued funding of law enforcement overtime, DUI interpreter, and a dedicated DUI Prosecutor. The Guam Police Department's policy to "Book and Confine" in DUI/DWI related offenses coupled with the dedicated DUI prosecutor and DUI court has continued to effectively produce positive results for convictions and decreases in dismissals and prosecution declines.

The cooperative and concentrated efforts involving highway safety programs required a strong commitment and partnerships critical to the overall success of Guam's traffic safety program in FY2012. The National Highway Traffic Safety Administration (NHTSA), Region IX, provides valuable information and assistance to Guam. The agencies involved in Guam's Highway Safety Programs are:

- Guam Police Department
- Office of Attorney General
- Judiciary of Guam
- Department of Public Health & Social Services
- University of Guam
- Guam International Airport Authority – Airport Police Division
- Department of Revenue & Taxation-Motor Carrier Division

The Office of Highway Safety also collaborates with the following groups:

- Guam's Traffic Records Coordinating Committee
- Guam's Traffic Records Executive Committee
- Emergency Medical Services Commission

In addition, the Office of Highway Safety will continue working with NHTSA, Region IX Office to determine other strategies that will help us further reduce our fatality and injury rates.

## INTRODUCTION

The Office of Highway Safety administers State and Federal highway safety funds and oversees highway safety program efforts supported by these funds for Guam.

They develop Guam's 2012 Highway Safety Plan, which identified traffic-related safety problems in Guam and recommends programs most effective in reducing traffic fatalities, injuries, and crashes.

This Performance Plan describes Guam's problem identification process and identifies the highway safety benchmarks and goals.

In 2011, we saw a slight increase in traffic fatalities with 17 recorded in comparison to 2010 of 16 recorded. Guam's law enforcement agencies are committed to enforcing Guam's traffic laws. These officers focus their attention on Guam's high-risk roadways, identified as having a history of alcohol and speed-related crashes.

In FY2012, OHS implemented projects and facilitated activities and programs, which contributed toward reaching Guam's goals. Guam OHS recognizes the achievement of quantified goals as collaborative and ongoing efforts of a multitude of government departments/agencies and private entities involved in improving highway safety.

Maintaining our partnerships with other traffic safety stakeholders will help us continue to make significant strides in reducing traffic-related fatalities.

This annual report describes the progress made toward reaching Guam's Office of Highway Safety goals and summarizes program area outcomes.



## ATTITUDINAL SURVEY

<b>IMPAIRED DRIVING</b>		
<p><b>A-1: In the past 30-60 days, how many times have you driven a motor vehicle 2 hours after drinking alcoholic beverages?</b></p> <p>94% Participants did not drive 2 hours after consuming an alcoholic beverage.</p> <p>1% Had at least 1 – 2 times in the last 30–60 days.</p> <p>5% Have driven after consuming alcohol more than 4 times in 30-60 day time frame.</p>	<p><b>A-2: In the past 30-60 days, have you read, seen, or heard anything about alcohol-impaired driving (drunk driving) enforcement by the police?</b></p> <p>88% Yes</p> <p>12% No</p>	<p><b>A-3: What do you think the chances are of someone getting arrested if they drive after drinking?</b></p> <p>46% Always</p> <p>35% Most of the time</p> <p>13% Half of the time</p> <p>4% Rarely</p> <p>2% Never</p>

<b>SEAT BELT USE</b>		
<p><b>B-1: How often do you use seat belts when you drive or ride in a car, van, sport utility vehicle or pick-up truck?</b></p> <p>69% Always</p> <p>26% Most of the time</p> <p>4% Half of the time</p> <p>1% Rarely</p> <p>0% Never</p>	<p><b>B-2: In the past 30-60 days, have you read, seen, or heard anything about seat belt enforcement by the police?</b></p> <p>51% Always</p> <p>25% Most of the time</p> <p>15% Half of the time</p> <p>9% Rarely</p> <p>0% Never</p>	<p><b>B-3: What do you think the chances are of getting a ticket if you do not wear your safety belt?</b></p> <p>41% Always</p> <p>38% Most of the time</p> <p>16% Half of the time</p> <p>3% Rarely</p> <p>2% Never</p>

## SPEEDING

S-1a: On a local road with a speed limit of 30 mph, how often do you drive faster than 35 mph?	S-1b: On a road with a speed limit of 65 mph, how often do you drive faster than 70 mph?	S-2: DMV-S15: In the past 30-60 days, have you read, seen, or heard anything about speed enforcement by police?	S-3: What do you think the chances are of getting a ticket if you drive over the speed limit?
17% Always	15% Always	74% Yes	37% Always
38% Most of the time	15% Most of the time	26% No	39% Most of the time
15% Half of the time	9% Half of the time		21% Half of the time
24% Rarely	31% Rarely		2% Rarely
6% Never	30% Never		1% Never

## 5 YEAR STATISTICS

### ***GUAM'S SUMMARY OF TRAFFIC DEMOGRAPHICS AND FATALITIES, 2007-2011***

YEAR	POPULATION	REGISTERED VEHICLES	TRAFFIC FATALITIES	ALCOHOL – RELATED FATALITIES
2007	154,805+	98,416	25	10
2008	154,805+	104,278	8	4
2009	154,805+	105,727	15	7
2010	159,358+	108,218	16	5
2011	159,358+	109,842	17	6
2012	159,358+	Pending	13	6



## PERFORMANCE GOALS AND TRENDS

	Core Outcome Measures	2007	2008	2009	2010	2011
<b>TOTAL PROGRAM</b>						
C-1	Traffic Fatalities (Actual)	25	8	15	16	17
C-2	Serious Traffic Injuries	452	448	267	484	916
C-3	Total Fatalities/VMT Rural/Urban	NC	NC	NC	NC	NC
<b>OCCUPANT PROTECTION</b>						
C-4	Unrestrained Passenger Vehicle Occupant Fatalities	0	0	2	0	8
B-1	Seat Belt Rate (Island-wide observational surveys)	85%	85%	80%	85%	84%
B-2	Child Passenger Restraints Use	70%	71%	65%	75%	76%
<b>ALCOHOL</b>						
C-5	# of Fatalities Involving Driver or Motorcycle Operator w/≥.08 BAC	7	5	9	0	1
	Alcohol or Drug Related Fatalities	10	4	7	5	6
<b>SPEED CONTROL</b>						
C-6	Speed Related Fatalities	5	1	6	8	7
<b>MOTORCYCLISTS</b>						
C-7	# of Motorcyclist Fatalities	2	0	4	2	4
C-8	# of Un-helmeted Motorcyclist Fatalities	0	0	2	0	3
<b>DRIVERS 20 OR YOUNGER</b>						
C-9	Drivers Age 20 or Younger Involved in Fatal Crashes	1	1	1	0	3
<b>PEDESTRIANS</b>						
C-10	Pedestrian Fatalities	8	3	4	4	3

NC – Not collected

## **Guam's Report Card**

### **Core Outcome Measures**

➤ ***Traffic Fatalities (State Crash Reporting System)***

C-1) To decrease traffic fatalities by 10% from the 2006-2010 calendar base year average of 15 to 14 by December 31, 2011.

**Results:** In calendar year 2011, there were a total of 17 traffic fatalities.

➤ ***Serious Traffic Injuries (State Crash Reporting System)***

C-2) To decrease serious traffic injuries by 10% from the 2006-2010 calendar base year average of 399 to 359 by December 31, 2011.

**Results:** In calendar year 2011, there were a total of 916 serious traffic injuries.

➤ C-3) Total Fatalities/VMT Rural/Urban: None Reported

➤ ***Unrestrained Passenger Vehicle Occupant Fatalities (State Crash Reporting System)***

C-4) To decrease the number of unrestrained passenger vehicle occupant fatalities by 10% from the 2006-2010 calendar base year average of 2 to 0 by December 31, 2011.

**Results:** A total of eight (8) unrestrained passenger vehicle occupant fatalities in all seating positions.

### **Core Behavior Measures**

**B-1 Seat Belt Rate (Island-wide observational surveys):**

Goal: To increase seat belt usage rate from the base rate (5 year average) of 83% to 84%.

**Results:** Guam's Seat Belt usage for CY2011 was 84%.



## **B-2 Child Passenger Restraints Use:**

Goal: To increase the child passenger restraint usage rate from the base rate (5 year average) of 70% to 75% in 2011.

**Result:** Guam's Child Passenger Restraint survey showed Guam's child restraint usage was 76% in 2011

➤ ***Number of Fatalities Involving Driver or Motorcycle Operator with greater or equal to .08 BAC (State Crash Reporting System)***

C-5) To decrease the number of fatalities involving driver or motorcycle operator with greater than or equal to .08 BAC by 10% from the 2006-2010 calendar base year average of 5 to 4 by December 31, 2011.

**Results:** In CY2011, Guam recorded one (1) fatality involving driver or motorcycle operator with greater than or equal to .08 BAC.

➤ ***Speed-related Fatalities (State Crash Reporting System)***

C-6) To decrease the number of speed-related fatalities by 10% from the 2006-2010 calendar base year average of 6 to 5 by December 31, 2011.

**Results:** Guam recorded seven (7) speed-related fatalities in CY2011.

➤ ***Number of Motorcyclist Fatalities (State Crash Reporting System)***

C-7) To decrease the number of motorcyclist fatalities by 10% from the 2006-2010 calendar base year average of 2 to 0 by December 31, 2011.

**Results:** Guam recorded four (4) motorcyclist fatalities in CY2011.

➤ ***Number of un-helmeted motorcyclist fatalities (State Crash Reporting System)***

C-8) To decrease the number of un-helmeted motorcyclist fatalities by 10% from the 2006-2010 calendar base year average of 2 to 0 by December 31, 2011.

**Results:** Guam recorded three (3) un-helmeted motorcyclist fatalities in CY2011.

➤ ***Drivers age 20 or Younger Involved in Fatal Crashes (State Crash Reporting System)***

C-9) To decrease the number of drivers age 20 or younger involved in fatal crashes by 10% from the 2006-2010 calendar base year average of 5 to 4 by December 31, 2011.

**Results:** Guam recorded three (3) fatal crashes involving drivers age 20 or younger in CY2011.

➤ ***Pedestrian Fatalities (State Crash Reporting System)***

C-10) To decrease the number of pedestrian fatalities by 10% from the 2006-2010 calendar base year average of 5 to 4 by December 31, 2011.

**Results:** Guam reported three (3) pedestrian fatalities in CY2011.



## ALCOHOL COUNTERMEASURES

The Guam Office of Highway Safety has:


- continued a strong emphasis on high-visibility enforcement with the Guam Police Department and the Airport Police Division;
- utilized resources on paid media, public information and education and underage drinking prevention programs;
- created new and innovative ways to conquer the impaired driving problem
- increased the awareness on the “Drive Sober or Get Pulled Over” campaign by conducting “before and after” survey; and
- continued to support the alcohol and other drugs message by procuring educational materials, which was distributed to various middle and high school, colleges, public hearings, presentations, and other traffic safety events during FY2012.

**Education:** The DPW-Office of Highway Safety along with its Partners for Highway Safety conducted numerous presentations on Impaired Driving at various schools, colleges, and organizations. Strong media campaigns combined with sustained high visibility enforcement efforts, from law enforcement at all levels in Guam, appear to be a successful and winning combination, as shown by these improved numbers. The DPW-Office of Highway Safety has included in their outreach presentations Distracted Driving and have students pledge not to “Drink and Drive”. Three (3) high schools have taken part of this campaign and students completed a pledge form. These forms or placards are placed in their vehicle to remind them of their pledge.



**Mall Display (Subject is using the Fatal Goggles as he walks the line.)**





**Distracted Driving “Take the Pledge” Presentation at Simon Sanchez High School Program Coordinator, Pat Uncango with high school seniors showing the different types of distractions.**



**Highway Safety Coordinator, Cil Javier, administers the Pledge not to Text and Drive to one of the high school seniors.**



The Guam Police Department raised awareness on the scope and dangers of impaired driving including prescription drug and illicit drug use when driving. They partnered with the medical community to determine how the public can be more responsible and decide to choose to drive safely while under these situations.

**Enforcement:**

Impaired Driving in Guam, 2007-2011	2007	2008	2009	2010	2011
Total Crashes	6647	6587	6577	7165	6699
Total DUI Crashes	281	103	143	120	87
Total Traffic Fatalities	25	8	15	16	17
Total Fatal Crashes	25	8	15	19	15
DUI-related Fatalities	10	4	7	5	6
DUI Crash with Injuries	54	23	58	45	28
DUI Arrests	691	817	1146	680	471
Drug-related Arrests	282	331	346	0	132

Alcohol related fatalities have fluctuated up and down over the past five years. Guam experienced an increase from 5 in 2010 to 6 in 2011. All enforcement agencies, whether funded or unfunded, participated in the CIOT Mobilization and the Drunk Driving...Over the Limit...Under Arrest crackdown.

Guam’s goal is to decrease alcohol-impaired driving fatalities by 10% from the 2006-2010 calendar base year average of 6 to 5 by December 31, 2012.

**RESULTS:** In CY2012, there were a total of six (6) alcohol-related traffic fatalities and 158 DUI arrests during grant-funded enforcement activities.

The 2012 survey shows that 46% responded “Always” in regard to their perceived likelihood of being stopped after drinking in excess and driving.

Approximately 88% have heard the “Drunk Sober or Get Pulled Over” slogan.

**DWI Court and DUI Prosecutor:** Since the inception of the DWI Court, this system is a proven strategy to reduce impaired driving among habitual drunk drivers who are not typically affected by education or public safety efforts, or by traditional legal sanctions. We believe that impaired driving projects funded by NHTSA contributed to this reduction. This includes continued funding of law enforcement overtime, DUI interpreter, and a dedicated DUI Prosecutor. The Guam Police Department’s policy to “Book and Confine” in DUI/DWI related offenses coupled with the dedicated

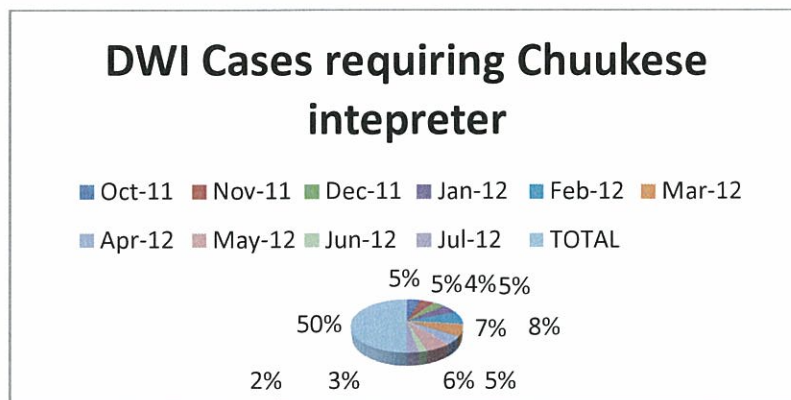
DUI prosecutor and DUI court has yielded positive results for convictions and decreases in dismissals and prosecution declines.

The DWI Court Enhancement project received recognition for the Peter K. O'Rourke Special Achievement award on August 28, 2012 at the Governor's Highway Safety Association Meeting held in Baltimore, Maryland. The award recognized Guam's DWI Court Enhancement program, with the DPW-Office of Highway Safety providing federal funding for a dedicated Prosecutor to handle DUI/DWI cases in the newly formed DUI court and a dedicated Chuukese interpreter to assist with court proceedings, probation, and treatment of DUI/DWI offenders.

**RESULTS:**

**DWI ENHANCEMENT PROJECT REQUIRING CHUUKESE INTERPRETER  
10/2011-07/2012 FISCAL YEAR**

MONTHLY	DWI Cases requiring Chuukese interpreter	Counsel provided Chuukese Interpreter	Probation Services provided Chuukese Interpreter	How many DWI cases were convictions involving Chuukese violators?
Oct-11	60	12	3	118
Nov-11	63	15	2	118
Dec-11	53	16	2	118
Jan-12	68	20	2	118
Feb-12	105	19	1	105
Mar-12	90	43	2	37
Apr-12	64	25	2	25
May-12	77	36	2	21
Jun-12	27	9	2	27
Jul-12	37	11	2	14
<b>TOTAL</b>	<b>644</b>	<b>206</b>	<b>20</b>	<b>701</b>





**DUI PROSECUTION 2007 – JULY 2012 CALENDAR YEAR**

	TOTAL	2007	2008	2009	2010	2011	2012
DUI Referred from GPD	4947	666	805	1113	1141	892	330
DUI Filed	3377	381	593	681	715	683	324
DUI Convictions	2262	266	374	247	526	651	198
# of Deferred pleas	19	**	10	7	0	0	2

The Prosecution Division within the Office of the Attorney General (OAG) provides prosecution services on behalf of the Territory of Guam. Its mission is to review cases referred by law enforcement agencies on alleged criminal acts and prosecute those cases based on the evidence presented. Funds for this project were allocated to cover the costs for salary and fringe for one (1) DUI Prosecutor.

Fiscal Year 2012 saw a significant decrease in filings. This is attributable to the clearing of the backlog of cases. In FY2012, there were less court dismissals and prosecution declines. The dedicated DUI Prosecutor and the dedicated DUI court have significantly played a part in the higher filing and conviction of cases. We have also seen a significant decrease in prosecution declines as all cases have been filed prior to the statute of limitations running out.

The continued funding of a DUI Prosecutor is needed to continue the trend. Despite the efforts to educate and crack down on drugged and drunk driving, Guam continues to catch violators and hold them accountable.

**Training:** The Guam Police Department – Highway Patrol Division conducted the following training:

- One (1) basic CRASH Investigation course for nine (9) officers: two (2) civilian police reserve officers, three (3) HPD officers, and four (4) neighborhood patrol officers.
- One (1) D.U.I. S.F.S.T/Intoximeter Training to 36 civilian police reserve candidates.

**Equipment:** Two (2) Police Package Vehicles were procured for the Guam Police Department’s Highway Patrol Division and District I Precinct Command.

## OCCUPANT PROTECTION

**Program Area Goals:**

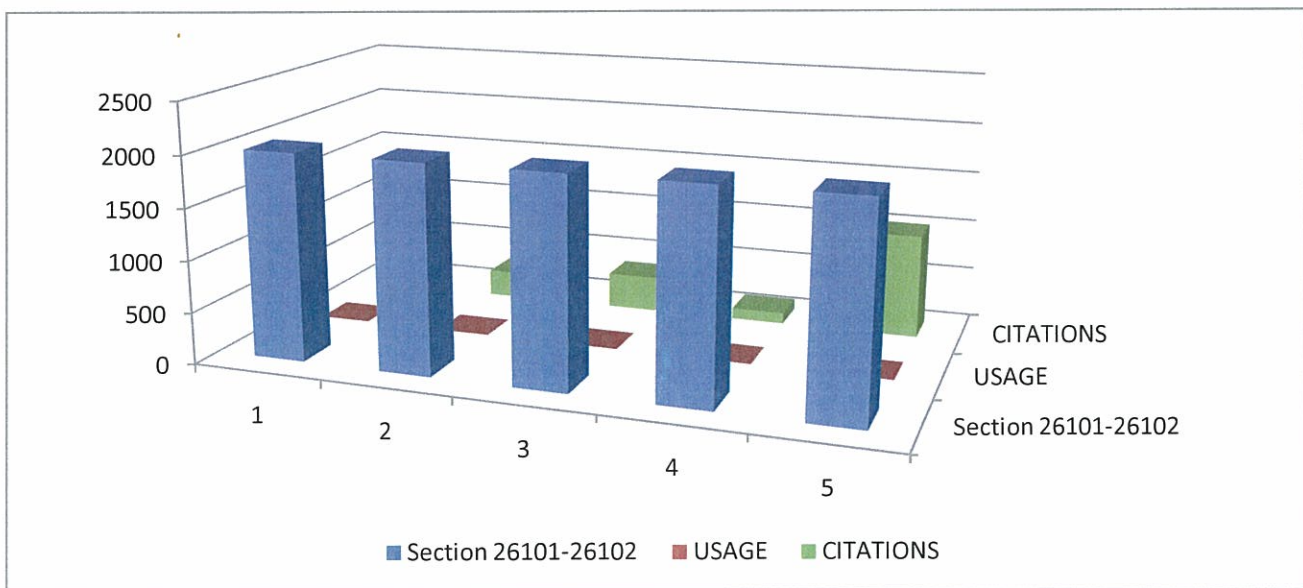
➤ *Unrestrained Passenger Vehicle Occupant Fatalities (State Crash Reporting System)*

To decrease the number of unrestrained passenger vehicle occupant fatalities by 10% from the 2006-2010 calendar base year average of 2 to 0 by December 31, 2012.

**RESULTS:** In CY2012, a total of three (3) unrestrained passenger vehicle occupant fatalities were recorded, which is a decrease from CY2011’s statistic of eight (8) unrestrained passenger vehicle occupant fatalities.

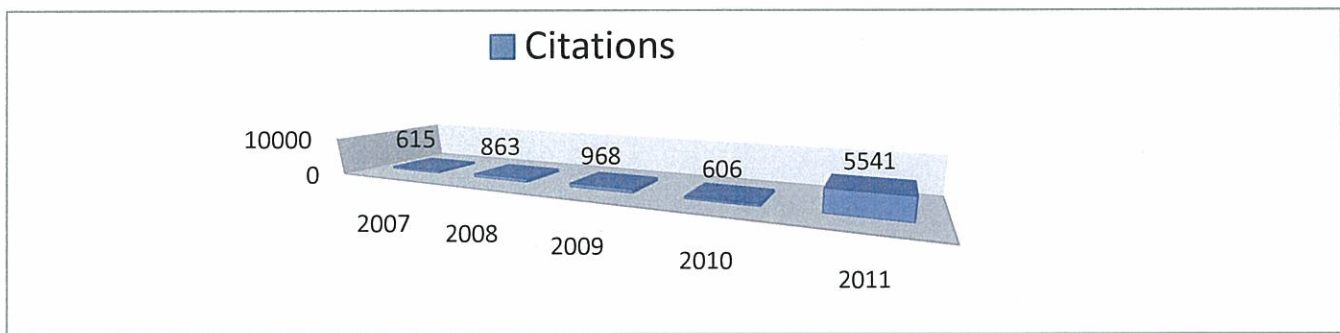
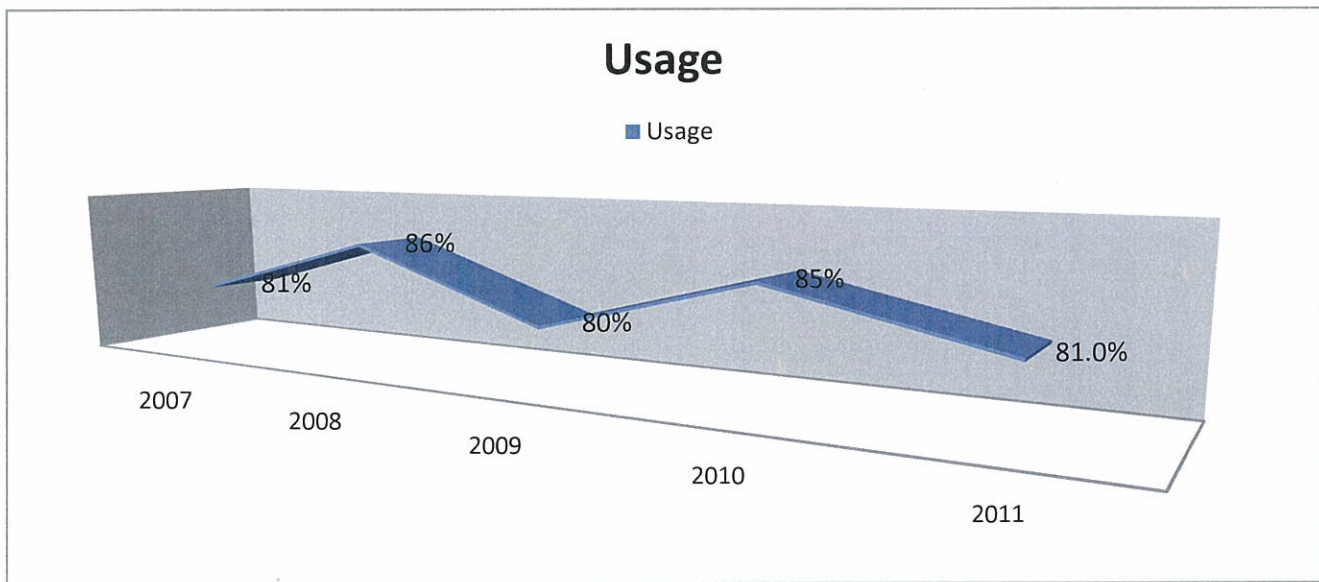
<b>Section 26101-26102 (Children below 12)</b>	<b>2007</b>	<b>2008</b>	<b>2009</b>	<b>2010</b>	<b>2011</b>
<b>USAGE</b>	<b>70%</b>	<b>71%</b>	<b>65%</b>	<b>75%</b>	<b>76%</b>
<b>CITATIONS</b>	<b>277</b>	<b>261</b>	<b>349</b>	<b>107</b>	<b>1018</b>
<b>SECOND OFFENSE</b>	<b>0</b>	<b>0</b>	<b>0</b>	<b>1</b>	<b>7</b>

An observational seat belt survey was conducted in 2012 which showed that Guam’s child restraint use rate (birth to age 11) for 2012 was 70%. (An updated survey will be submitted to DPW-Office of Highway Safety no later than December 31, 2012.)



Section 26103 Seat Belts (all passengers)	2007	2008	2009	2010	2011
Usage	81%	86%	80%	85%	81%
Citations	615	863	968	606	5541

An observational seat belt survey was conducted in 2012 which showed that Guam’s seat belt use rate for drivers and passengers was 81%. (An updated survey will be submitted to DPW-Office of Highway Safety no later than December 31, 2012.)



**Section 26103(a)(2)** – all seats in the cab of the pickup truck are occupied by a passenger

	2010	2011
CITATIONS	35	8

**Section 26103(a)(3)** – passengers in the bed of the truck are 12 years of age or older



	2010	2011
CITATIONS	8	0

**Section 26103(a)(4)** – passengers in the bed of a pickup truck remain seated on the floor of the truck bed at all times.

	2010	2011
CITATIONS	16	7

**Section 26103(a)(5)** – passengers are not leaning against tailgate of the pickup truck.

	2010	2011
CITATIONS	103	9

**Section 26103(a)(6)** – there are no more than five (5) passengers riding in the bed of a pickup truck.

	2010	2011
CITATIONS	20	0

**Section 26107(a)** – conviction involving passengers riding in the truck bed.

	2010	2011
CONVICTION	20	0

**TOTAL INJURIES IN CY2011 INVOLVING PASSENGERS IN THE BACK OF A PICKUP TRUCK**

Type of Injuries	Total number of Passengers	Total number of crash
Complain of pain	21	8
Incapacitating*	10	2
No injuries	31	35
Non-incapacitating	5	8

\*Incapacitating injury is defined as any injury, other than a fatal injury, which prevents the injured person from walking, driving or normally continuing the activities the person was capable of performing before the injury occurred. This is often defined as “needing help from the scene”.

**RESULTS:**

**Seat Belt Usage and Child Restraint Usage:** An observational seat belt survey was conducted in 2012 which showed that Guam’s seat belt use rate for drivers and passengers was 81%. The overall statewide child restraint use rate (birth to age 11) for 2012 was 70%.

In other data areas collected, women tend to wear seatbelts at a much higher rate than males, or about 89% more often on the benchmark level. This is likely due to a higher value for safety among females than males. Backseat seatbelt compliance is around 51%. This may be due in part to the newness of this concept and limitations that dark window tinting has on observations. Child seat compliance is between 66% and 70% on Guam. From anecdotal observations single males with children appear to be a critical non-compliance group. This is likely due to child visitation or temporary transportation arrangements. Vehicles operated primarily by females with children have a higher compliance.


**Education and Outreach:** From October 2011 to September 2012, the DPW-Office of Highway Safety conducted 24 school presentations with a total of 1562 student attendance, and nine (9) Operation Buckle Down activities. The Operation Buckle Down is educational component that the DPW-OHS conducts together with the Guam Police Department – Highway Patrol Division and/or the GIAA-Airport Police Division. Parents are observed driving into the school with their child(ren) to see if they are in compliant with the Guam Seat Belt Laws. The DPW-OHS also conducted eight (8) community outreach events, with a total of 889 parents and caregivers present.



**Guam Head Start Fair for children and parents. “Check me Out Fair at the University of Guam**



The DPW-Office of Highway Safety procured “Buckle Up” signs, which were placed in Guam’s major roadways.



**Governor Eddie Calvo unveils one of 20 “Buckle Up” signs in front of the Governor’s Complex. Joining the Director of Public Works, Ms. Joanne Brown and the Office of Highway Safety staff is the Guam Police Department – Highway Patrol Division.**

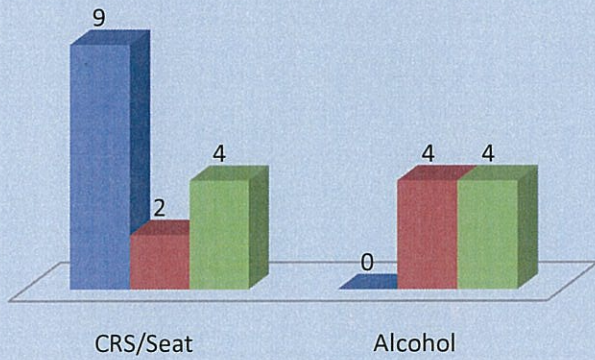


EDUCATIONAL OUTREACHES – Guam Schools

Elementary Schools		Middle Schools			High Schools			TOTAL Activities	
CRS/Seat	AL	CRS/Seat	AL	OBD	CRS/Seat	AL	OBD	Outreach Activities	OBD
9	0	2	4	4	4	4	5	24	9
Students	Parents	Students	Parents	Staff	Students	Parents	Staff	TOTAL Student Participants	
683		550			329			1562	

### Breakdown by School Level

■ Elem ■ Mid ■ High



### Type of Outreach

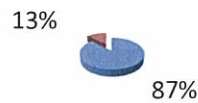
■ CRS/Seatbelt ■ Alcohol



OHS COMMUNITY OUTREACHES	
Public	7
Military	1

### Outreaches - Community

■ Public ■ Military



**Enforcement:** During October 2011 to September 2012, a total of 1377 seatbelt citations were issued by the Guam Police Department and the GIAA-Airport Police Division. A total of 102 seat belt/child restraint enforcement activity was conducted in FY2012.



**Officer Patrick Sanchez-GPD/HPD (left) and Officer Kenneth Quenga-GIAA-APD (right) issues seat belt citations to motorists.**

During the “Click it or Ticket” campaign, in May and June 2012, a study was conducted by the University of Guam and on a two part study of seatbelt compliance. The intent of this study was determine the annual seatbelt and child seat compliance rates for Guam and help to determine the effectiveness of “Click it or Ticket” advertising campaign. After a careful examination of the results between the two timeframes examined, it was found that this study was not able to assess advertising effectiveness, but it does provide extremely useful information in several other areas that have not been examined for Guam.

**Attitudinal:** The Attitudinal survey on persons who are likely to be ticketed for not wearing seat belts reflected a 41% perception.

**Fatalities:** In FY2012, there were two (2) fatalities recorded for non-usage of a seat belt or child restraint system.

**Equipment purchased:** In FY2012, the DPW-Office of Highway Safety purchased one (1) Training Seat III, which is a child passenger safety vehicle simulator bucket vehicle seat mounted on a white metal box frame. This equipment is to be used for Guam’s CPS Standardized Child Passenger Safety Technician Training.



## **POLICE TRAFFIC SERVICES**

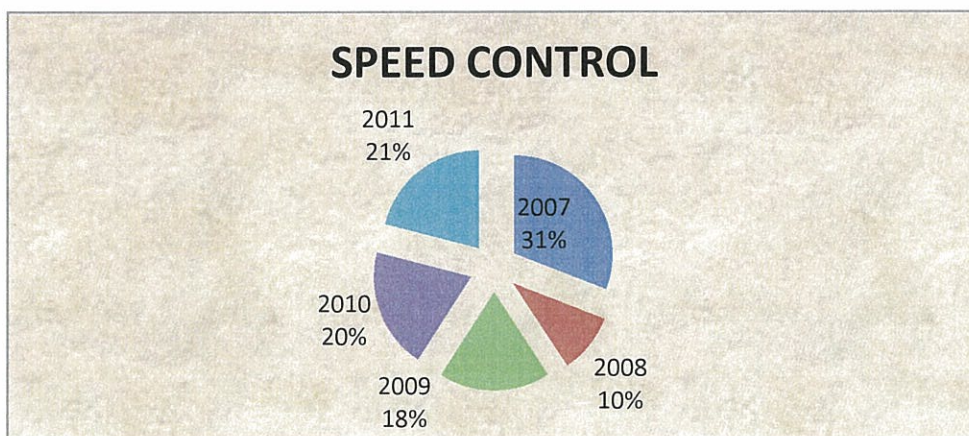
The Police Traffic Enforcement is one of the five “E”s of traffic safety (education, enforcement, emergency services, engineering, and evaluation).

Research has shown that education is much more effective when combined with an enforcement component. Sometimes the best education is a citation. The Guam Police Department and Airport Police Division used grant funds to enforce the speeding laws; conduct high visibility checkpoints and stealth operations; speeding; and aggressive driving.

Police Traffic Services (PTS) is an essential part of any traffic safety program. With few exceptions, most programs depend on the participation and cooperation of the law enforcement community. This program gives the law enforcement agency the ability to start effective selective traffic enforcement programs; provide training and appropriate enforcement of DUI, driver license, occupant restraint laws, and speed.

### **SPEED CONTROL**

	2007	2008	2009	2010	2011
Total Fatalities	25	8	15	16	17
Speed-related Fatalities	5	1	6	8	7
Total Crashes	6647	6587	6577	7165	6699
Total Speed-related Citations	12662	13616	15854	6717	6897





**Program Area Goals:**

➤ *Speed-related Fatalities (State Crash Reporting System)*

To decrease the number of speed-related fatalities by 10% from the 2006-2010 calendar base year average of 6 to 5 by December 31, 2012.

**Results:** In CY2012, there were a total of four (4) speed-related fatalities recorded.

**Public Information and Education:** The DPW-Office of Highway Safety worked with partners (law enforcement professionals) to develop hand-outs, posters, presentations and other media campaigns and assure that information is up to date and meets the island’s needs. The DPW-Office of Highway Safety and its partners developed Distracted Driving public information and education and/or outreach materials.

**Enforcement:** In CY2012, a total of 3,314 speed citations were issued.



**Sgt. Bagaforo (left) operates the LASER, while conducting Operation Blue WAVE. Police Officer from Dededo Precinct Command issues a citation during DPC’s High Visibility Enforcement Activity.**

**Equipment:** One (1) Police Package Vehicle was procured for the Guam Police Department’s District II Precinct Command.

## **TRAFFIC RECORDS**

A Highway Safety and Traffic Records Coordinating Committee (TRCC) have been working on the multi-year Highway Safety Data and Traffic Records System Improvement Plan.

Guam has embarked on an Island-wide Traffic Records System Development, Improvement and Enhancements program with the inception of the Section 411 followed by the 408 program. An Electronic Crash Reporting System has been developed and deployed and has been in use for two years.

### **Program Area Goals:**

- To increase the timeliness of traffic citation data from police being posted into the superior court system from monthly to daily in 2012.
- To increase the number of Law Enforcement Agencies using both the electronic crash reporting system and the E-Citation.

### **RESULTS:**

Funds were used for the deployment of the E-Citation in January 2011. Funds were used to complete implementation and deployment of hardware, software, and training to support the electronic collection and transmission of traffic safety information (E-citation, CRASH, and EMS). In addition, funding was also used to improve the coordination, accuracy, and analysis of current transportation safety data. OHS will utilize NHTSA 408 grant funding to partner with other state agencies in data coordination, management, and analysis. OHS will use the new On-line System for Crash Analysis and Reporting (OSCAR) to generate island-wide safety data analysis. This data analysis will be made available to all highway safety stakeholders.

During FY2012, the following activities were performed:

- Web-based Ad-Hoc/Map Report & Data Analysis Tools
- Traffic Records systems Integration/Data Warehouse
- Crash & E-citation system Interface to Driver/Vehicle Data
- On-going ITSIS Maintenance Support
- Traffic Records and TRCC Support
- E-Citation Interface to Court Backend System (CMS)
- Traffic records Strategic Plan Update/Grant Application Development Support
- Wireless connection GIAA
- Wireless connection GPD
- Commercial Enforcement E-Citation Implementation & Equipment
- Hardware for Revenue & Taxation (Driver/Vehicle Systems)



## **PLANNING & ADMINISTRATION**

The Office of Highway Safety is tasked with the responsibility of administering the Section 402 grant activities as contained in the Highway Safety Plan.

The Guam Office of Highway Safety fulfills its mission through a variety of public information/education and enforcement initiatives. With a staff of seven, the OHS staff members are committed to expanding their partnerships with agencies statewide, including the Guam Police Department; the Guam International Airport Authority – Airport Police Division; the Department of Public Health & Social Services; the Department of Mental Health & Substance Abuse; the Department of Revenue and Taxation; the Judiciary of Guam; the Office of the Attorney General; the Guam Fire Department; and the University of Guam. We believe it is through these vital statewide links that effective promotion of safe driving practices will be accomplished.

As a continuing process, off-island training for OHS staff members and the Governor's Highway Safety Representative continued for personnel and professional development in the administration of OHS projects.

The Office of Highway Safety will continue to implement and monitor its federal highway safety funding and program areas. They will send staff to training on highway safety management and financial training to improve their skills to better manage their safety programs.

### **Media Awareness:**

A total of two (2) advertisements on Distracted Driving were published in the Inspire Guam magazine.

A total of 520 radio commercials aired during their Traffic Reports on the importance of wearing your seatbelt and child restraints and to Drive Defensively.

A total of 1000 video commercials were aired in different cable channels on Distracted Driving, Click It or Ticket, and Drive Sober or Get Pulled Over.



## HIGHWAY SAFETY PERSONNEL DEVELOPMENT TRAINING

The following personnel attended Section 402 Grant funded training, conferences, and/or meetings during this period:

- **January 10-13, 2012:** Travel to Phoenix, Arizona to attend the **Highway Safety Program Management** training. The following representative attended: Joanne M.S. **Brown**-Director of Public Works.
- **April 10-13, 2012:** Travel to Boise, Idaho to attend the **Highway Safety Program Management** training. The following representative attended: Carl V. **Dominguez**, Deputy Director of Public Works.
- **April 18-19, 2012:** Travel to Sacramento, California to attend the **NHTSA-Reigon IX Traffic Safety Leadership** meeting. The following representatives attended: Joanne M.S. **Brown**-Director of DPW; Cecilia D. **Javier**-MAIV (DPW); and Therese C.D. **Matanane**-PCIV (DPW).
- **May 15-17, 2012:** Travel to Denver, Colorado to attend the **GHSA Executive Seminar**. The following representatives attended: Joanne M.S. **Brown**-Director of Public Works and Cecilia D. **Javier**-MAIV (DPW).
- **May 21-22, 2012:** Travel to Honolulu, Hawaii to attend **NHTSA Pre-HSP** meeting. The following representatives attended: Joanne M.S. **Brown**-Director of DPW; Cecilia D. **Javier**-MAIV (DPW); Therese C.D. **Matanane**-PCIV (DPW); and Pacita **Uncangco**-PCIII (DPW).
- **June 14-16, 2012:** Travel to Orlando, Florida to attend the **2012 Lifesavers Conference**. The following representatives attended: Joanne M.S. **Brown**-Director of DPW; Cecilia D. **Javier**-MAIV (DPW); Jacqueline **Florig**-Administrative Assistant (DPW); and John **Bagaforo**-Sergeant (GPD).
- **August 22-26, 2012:** Travel to Baltimore, Maryland to attend the **National Association of Women Highway Safety Leaders (NAWHSL)**. The following representatives attended: Joanne M.S. **Brown**-Director of Public Works; Cecilia D. **Javier**-MAIV (DPW); and Therese C.D. **Matanane**-PCIV (DPW).
- **August 26-29, 2012:** Travel to Baltimore, Maryland to attend the **Governor's Highway Safety Association (GHSA)** meeting. The following representatives attended: Joanne M.S. **Brown**-Director of Public Works; Cecilia D. **Javier**-MAIV (DPW); and Therese C.D. **Matanane**-PCIV (DPW).

## FEDERAL AID REIMBURSEMENT

<b>PROGRAM</b>	<b>OBLIGATED</b>	<b>EXPENDED</b>	<b>BALANCE</b>	<b>PERCENT EXPENDED</b>
AL12 Alcohol & Other Drugs	\$423,808.65	\$398,980.35	\$24,828.29	94%
OP12 Occupant Protection	\$197,701.37	\$176,517.16	\$21,184.21	89%
PT12 Police Traffic	\$72,150.61	\$71,108.78	\$1,041.83	98%
EM12 Emergency Medical Services	0	\$0.00	0.00	0%
TR12 Traffic Records	\$36,237.42	\$34,491.65	\$1,745.77	95%
PA12 Planning & Administration	\$61,325.96	\$61,325.96	0.00	100%
RS12 Roadway Safety	\$223.68	\$0.00	\$223.68	0%
PM12 Paid Media	\$14,290	\$14,290	\$0.00	100%
PS12 Pedestrian Safety	0	0	0.00	0%
K212 Occupant Protection (405)	\$92,810.33	\$42,990.59	\$42,819.74	46%
K2PM12 Paid Media (405)	\$8,624	\$3,300	\$5,324.00	38%
K412 Seat Belt Incentive	\$4,231.00	\$4,226.01	\$4.99	99%
K912 Data Incentive	\$1,205,831.61	\$521,279.43	684,552.18	43%
<b>TOTAL</b>	<b>\$2,117,234.63</b>	<b>\$1,328,509.94</b>	<b>\$781,724.69</b>	<b>62%</b>