

# 2015 ANNUAL PERFORMANCE EVALUATION REPORT



## A message from the Governor's Highway Safety Representative



Glenn Leon Guerrero, DPW Director



Felix Benavente, Deputy DPW Director

**Hafa Adai and Seasons Greetings!**

Guam is pleased to submit its FY15 Annual Performance Evaluation Report in fulfillment of Section 402 grant requirements with the National Highway Traffic Safety Administration (NHTSA). The report highlights accomplishments of the Department of Public Works-Office of Highway Safety and our Partners for Highway Safety. The mission of the Office of Highway Safety is to facilitate the development and implementation of policies, programs, and partnerships to help reduce fatalities, injuries, and economic losses from motor vehicle crashes on Guam's roadways.

We base our work on the belief that any death or injury on our roadways is one too many and that traffic crashes are preventable. The Office of Highway Safety is committed to working with traffic safety partners to fulfill our mission and ensuring that our goals and our objectives are met and in compliance with the federal and local rules and regulations.

We look forward to the coming year as we still have work to be done and fulfill our commitment in making Guam's roadways safe.

As always, we appreciate you and your staff's support and guidance. Thank you and Si Yu'os Ma'ase. Wishing you and your staff a very Merry Christmas and a prosperous New Year!

# TABLE OF CONTENTS

|   |           |
|---|-----------|
| <b>Executive Summary.....</b>                             | <b>4</b>  |
| <b>Introduction.....</b>                                  | <b>5</b>  |
| <b>Attitudinal Survey.....</b>                            | <b>6</b>  |
| <b>Five Year Statistics.....</b>                          | <b>7</b>  |
| <b>Core Measures.....</b>                                 | <b>8</b>  |
| <b>Alcohol Countermeasures.....</b>                       | <b>9</b>  |
| <b>Occupant Protection.....</b>                           | <b>16</b> |
| <b>Police Traffic Services.....</b>                       | <b>23</b> |
| <b>Traffic Records.....</b>                               | <b>26</b> |
| <b>Pedestrian and Bicycle Safety.....</b>                 | <b>27</b> |
| <b>Planning and Administration.....</b>                   | <b>29</b> |
| <b>Highway Safety Personnel Development Training.....</b> | <b>30</b> |
| <b>Federal Aid Reimbursement.....</b>                     | <b>32</b> |

## **EXECUTIVE SUMMARY**

This Annual Report describes the accomplishments of Guam's Highway Safety Program in FFY 2015 (October 1, 2014-September 30, 2015) and the progress made toward the targets established in the FFY 2015 Highway Safety Plan (HSP). The preparation of the FFY 2015 HSP was guided by the uniform procedures established in MAP-21. Guam's FFY 2015 HSP incorporated the 11 core outcome measures and the one core behavioral measure, observed seat belt use, recommended by the National Highway Traffic Safety Administration (NHTSA) to assess performance and measure the progress of the highway safety program. On-line System Crash Analysis Reporting (OSCAR) and the Crash Reporting System (CRS) are the database source for the core fatality measures, Guam's Island-wide Traffic Safety Information System (ITSIS) is the source for the serious injury measure, and the Guam's annual statewide seat belt surveys is the source for the data on observed seat belt use.

### **HIGHWAY SAFETY PROGRAM**

The goals of Guam's highway safety programs are to prevent motor vehicle crashes, save lives and reduce the severity of injuries suffered in crashes occurring on the state's roadways. Targets are set for reductions in the core measures of fatalities and serious injuries in traffic crashes. The agencies involved in Guam's Highway Safety Programs are:

- Guam Police Department-Highway Patrol Division (GPD-HPD)
- Office of Attorney General (OAG)
- Judiciary of Guam (JOG)
- Department of Public Health & Social Services (DPH&SS)
- University of Guam (UOG)
- Guam International Airport Authority – Airport Police Division (GIAA-APD)
- Department of Revenue & Taxation-Motor Vehicle Division (DRT-DMV)
- Port Authority of Guam-Port Police Division (PAG-PPD)
- Guam Fire Department (GFD)

The Office of Highway Safety also collaborates with the following committees/commission:

- Guam's Traffic Records Coordinating Committee (GTRCC)
- Guam's Traffic Records Executive Committee (GTREC)
- Emergency Medical Services Commission (EMSC)

In addition, the Office of Highway Safety will continue working with NHTSA, Region IX Office to determine other strategies that will assist us further reduce our fatality and injury rates.

## **INTRODUCTION**

The Office of Highway Safety administers State and Federal highway safety funds and oversees highway safety program efforts supported by these funds for Guam. They developed Guam's 2015 Highway Safety Plan, which identified traffic-related safety problems and recommend programs most effective in reducing traffic-related fatalities, injuries, and crashes.

This Performance Evaluation Report describes Guam's problem identification process and identifies the highway safety benchmarks and goals.

Guam OHS recognizes the achievement of quantified goals as collaborative and ongoing efforts of a multitude of government departments/agencies and private entities involved in improving highway safety.

Maintaining our partnerships with other traffic safety stakeholders will help us continue to make significant strides in reducing traffic-related fatalities.

This annual report describes the progress made toward reaching Guam's Office of Highway Safety goals and summarizes program area outcomes.

## ATTITUDINAL SURVEY

| <b>IMPAIRED DRIVING</b>  |  |   |
|--|--|---|
| <p><b>A-1: In the past 30-60 days, how many times have you driven a motor vehicle 2 hours after drinking alcoholic beverages?</b></p> <p>90% Participants did not drive 2 hours after consuming an alcoholic beverage.</p> <p>5% Had at least 1 – 2 times in the last 30–60 days.</p> <p>5% Have driven after consuming alcohol more than 4 times in 30-60 day time frame.</p> | <p><b>A-2: In the past 30-60 days, have you read, seen, or heard anything about alcohol-impaired driving (drunk driving) enforcement by the police?</b></p> <p>70% Yes</p> <p>30% No</p> | <p><b>A-3: What do you think the chances are of someone getting arrested if they drive after drinking?</b></p> <p>60% Always</p> <p>10% Most of the time</p> <p>10% Half of the time</p> <p>10% Rarely</p> <p>10% Never</p> |

| <b>SEAT BELT USE</b>  |   |  |
|---|---|--|
| <p><b>B-1: How often do you use seat belts when you drive or ride in a car, van, sport utility vehicle or pick-up truck?</b></p> <p>40% Always</p> <p>20% Most of the time</p> <p>20% Half of the time</p> <p>10% Rarely</p> <p>10% Never</p> | <p><b>B-2: In the past 30-60 days, have you read, seen, or heard anything about seat belt enforcement by the police?</b></p> <p>20% Always</p> <p>30% Most of the time</p> <p>10% Half of the time</p> <p>30% Rarely</p> <p>10% Never</p> | <p><b>B-3: What do you think the chances are of getting a ticket if you do not wear your safety belt?</b></p> <p>40% Always</p> <p>30% Most of the time</p> <p>10% Half of the time</p> <p>10% Rarely</p> <p>10% Never</p> |

### SPEEDING

|  |  |   |   |
|--|--|---|---|
| <p><b>S-1a: On a local road with a speed limit of 30 mph, how often do you drive faster than 35 mph?</b></p> <p>40% Always<br/>20% Most of the time<br/>30% Half of the time<br/>0% Rarely<br/>10% Never</p> | <p><b>S-1b: On a road with a speed limit of 65 mph, how often do you drive faster than 70 mph?</b></p> <p>0% Always<br/>0% Most of the time<br/>0% Half of the time<br/>10% Rarely<br/>90% Never</p> | <p><b>S-2: DMV-S15: In the past 30-60 days, have you read, seen, or heard anything about speed enforcement by police?</b></p> <p>70% Yes<br/>30% No</p> | <p><b>S-3: What do you think the chances are of getting a ticket if you drive over the speed limit?</b></p> <p>40% Always<br/>20% Most of the time<br/>30% Half of the time<br/>0% Rarely<br/>10% Never</p> |
|--|--|---|---|

Source: One thousand (1000) people were surveyed for this Attitudinal Survey.

### 5 YEAR STATISTICS

#### ***GUAM'S SUMMARY OF TRAFFIC DEMOGRAPHICS AND FATALITIES, 2010-2014***

| YEAR | POPULATION               | REGISTERED VEHICLES | TRAFFIC FATALITIES | ALCOHOL - RELATED FATALITIES |
|------|--------------------------|---------------------|--------------------|------------------------------|
| 2010 | 159,358                  | 108,218             | 16                 | 5                            |
| 2011 | 159,358                  | 109,842             | 17                 | 6                            |
| 2012 | 159,358                  | 111,091             | 16                 | 7                            |
| 2013 | 159,914 (July 2012 est.) | 112,450             | 18                 | 8                            |
| 2014 | 161,001 (July 2014 est.) | 117,002             | 19                 | 7                            |

## CORE MEASURES

| <b>CORE OUTCOME MEASURES</b> |  | <b>2010</b> | <b>2011</b> | <b>2012</b> | <b>2013</b> | <b>2014</b> |
|------------------------------|--|-------------|-------------|-------------|-------------|-------------|
| <b>C-1</b>                   | Traffic Fatalities (FARS) <span style="float: right;">Annual</span>  | 16          | 15          | 16          | 18          | 19          |
|                              | 5-Year Moving Average<br>Reduce total fatalities by 6percent from 17 (2010-2014 average) to 16 by 2016.  | 15.4        | 15.8        | 14          | 16          | 16.8        |
| <b>C-2</b>                   | Serious Injuries in Traffic Crashes (State Crash File) <span style="float: right;">Annual</span>   | 484         | 916         | 1180        | 1121        | 848         |
|                              | 5-Year Moving Average<br>Reduce serious traffic injuries by 10 percent from 910 (2010-2014 average) to 819 by 2016   | 407         | 513.4       | 659         | 793.60      | 909.80      |
| <b>C-3</b>                   | Fatalities/VMT (FARS/FHWA) <span style="float: right;">Annual</span>   | N/C         | N/C         | N/C         | N/C         | N/C         |
|                              | VMT Data is not collected in the Territories.<br>N/C – Not Collected NA – Not Applicable<br>5-Year Moving Average  | NA          | NA          | NA          | NA          | NA          |
| <b>C-4</b>                   | Unrestrained Passenger Vehicle Occupant Fatalities, All Seat Positions <span style="float: right;">Annual</span>   | 0           | 0           | 2           | 5           | 5           |
|                              | 5-Year Moving Average<br>Reduce unrestrained passenger vehicle occupant fatalities, all seat positions by 50 percent from 2 (2010-2014) to 1 by 2016               | 0.4         | 0.4         | 0.8         | 1.8         | 2.4         |
| <b>C-5</b>                   | Alcohol-Impaired Driving Fatalities (FARS) <span style="float: right;">Annual</span>   | 0           | 1           | 1           | 3           | 1           |
|                              | 5-Year Moving Average<br>Reduce alcohol impaired driving fatalities 100 percent from 1 (2010-2014 average) to 0 by 2016  | 5           | 4.4         | 3.2         | 2.8         | 1.2         |
| <b>C-6</b>                   | Speeding-Related Fatalities (FARS) <span style="float: right;">Annual</span>   | 8           | 7           | 5           | 7           | 5           |
|                              | 5-Year Moving Average<br>Reduce speeding-related fatalities by 33.33 percent from 6 (2010-2014 average) to 4 by 2016   | 5.4         | 5.4         | 5.4         | 6.6         | 6.4         |
| <b>C-7</b>                   | Motorcyclist Fatalities (FARS) <span style="float: right;">Annual</span>   | 2           | 3           | 4           | 2           | 1           |
|                              | 5-Year Moving Average<br>Reduce motorcyclist fatalities by 50 percent from 2 (2010-2014 average) to 1 by 2016  | 2           | 2.2         | 2.6         | 3           | 2.4         |
| <b>C-8</b>                   | Un-helmeted Motorcyclist Fatalities (FARS) <span style="float: right;">Annual</span>   | 0           | 0           | 3           | 2           | 1           |
|                              | 5-Year Moving average<br>Reduce un-helmeted motorcyclist fatalities 100 percent from 1 (2010-2014 average) to 0 by 2016  | 0.4         | 0.4         | 1           | 1.4         | 1.2         |
| <b>C-9</b>                   | Drivers Age 20 or Younger involved in Fatal Crashes (FARS) <span style="float: right;">Annual</span>   | 0           | 1           | 0           | 1           | 1           |
|                              | 5-Year Moving Average<br>Reduce drivers age 20 and younger involved in fatal crashes by 100 percent from 1 (2010-2014) to 0 by 2016                                | 1.2         | 0.8         | 0.6         | 0.6         | 0.6         |
| <b>C-10</b>                  | Pedestrian Fatalities (FARS) <span style="float: right;">Annual</span>   | 4           | 2           | 4           | 6           | 10          |
|                              | 5-Year Moving Average<br>Reduce pedestrian fatalities by 20 percent from 5 (2010--2014 average) to 4 by 2016   | 4.6         | 4.2         | 3.4         | 4           | 5.2         |
| <b>C-11</b>                  | Bicyclist Fatalities (FARS) <span style="float: right;">Annual</span>  | 0           | 0           | 0           | 1           | 0           |
|                              | 5-Year Moving Average<br>Reduce bicyclist fatalities 100 percent from 1 (2010-2014 average) to 0 by 2016   | 0           | 0           | 0           | 0.2         | 0.2         |
| <b>CORE BEHAVIOR MEASURE</b> |  | <b>2010</b> | <b>2011</b> | <b>1012</b> | <b>2013</b> | <b>2014</b> |
| <b>B-1</b>                   | Observed Seat Belt Use for Passenger Vehicles, Front Seat Outboard Occupants (State Survey) <span style="float: right;">Annual</span>                              | 85%         | 84%         | 81.4%       | 93.81%      | 90.11%      |
|                              | Increase observed seat belt use for passenger vehicles, front seat outboard occupants by 3.7 percentage points from 90.11 percent in 2014 to 93.81 percent by 2016 |             |             |             |             |             |

Note: Data is collected from the On-line System Crash Analysis Reporting (OSCAR) and from the Guam Police Department's Planning Research and Development Section.



## **ALCOHOL & OTHER DRUGS COUNTERMEASURES**

The primary goal of the Alcohol and Other Drugs Public Information & education (PI&E) Project is to provide management, supervision and support services for the activities necessary to operate the traffic safety program on Guam.


### **OFFICE OF HIGHWAY SAFETY (OHS)-PROGRAM MANAGEMENT**

**EDUCATION:** The DPW-Office of Highway Safety along with its Partners for Highway Safety conducted numerous presentations on Impaired Driving at various schools, colleges, and organizations. Strong media campaigns combined with sustained high visibility enforcement efforts, from law enforcement at all levels in Guam, appear to be a successful and winning combination, as shown by the number of traffic fatalities from nineteen (19) in CY2014 to nine (9) in CY2015.



The Drive Sober or Get Pulled Over campaign was proclaimed at the Proclamation Signing with the Acting Governor Ray Tenorio. Present were representatives from GPD-HPD, GIAA-APD, PAG-Port Police, AG's Office, Judiciary of Guam, Rev/Tax Motor Carrier, DPHSS-EMS.

## DoDEA Alutik Bus Presentation



Above: The Department of Public Works-Office of Highway Safety together with the GIAA-APD conducted a Highway Safety Presentation speaking about the dangers of drinking and driving, speeding, and seat belt usage. There were a total of 45 Department of Defense School Bus Drivers.

### GUAM POLICE DEPARTMENT – HIGHWAY PATROL DIVISION (HPD)

#### DUI/IMPAIRED DRIVING PROJECT

#### ENFORCEMENT:

| Impaired Driving in Guam, 2010-2014 | 2010 | 2011 | 2012 | 2013 | 2014 | TOTAL |
|-------------------------------------|------|------|------|------|------|-------|
| Total Crashes                       | 7165 | 6699 | 7031 | 6548 | 6473 | 33916 |
| Total DUI Crashes                   | 120  | 87   | 82   | 63   | 67   | 419   |
| Total Traffic Fatalities            | 16   | 15   | 16   | 18   | 19   | 509   |
| Total Fatal Crashes                 | 16   | 15   | 16   | 18   | 21   | 86    |
| DUI-related Fatal Crashes           | 5    | 6    | 7    | 20   | 1    | 32    |
| DUI-related Fatal Crashes           | 5    | 6    | 7    | 8    | 6    | 32    |
| Serious Traffic Injuries            | 484  | 916  | 1180 | 1121 | 848  | 4549  |
| DUI Crash with Injuries             | 45   | 28   | 33   | 20   | 67   | 193   |
| DUI Arrests                         | 680  | 471  | 396  | 346  | 442  | 2335  |
| Drug-related Arrests                | 117  | 132  | 102  | 106  | 114  | 571   |

Source: GPD Planning, Research & Development and OSCAR

The Guam Police Department raised awareness on the scope and dangers of impaired driving including prescription drug and illicit drug use when driving. They partnered with the medical community to determine how the public can be more responsible and decide to choose to drive safely while under these situations.

Alcohol related fatalities have fluctuated over the past five years. Guam experienced an increase in traffic-related fatalities from 18 in CY2013 to 19 in CY2014. All enforcement agencies, whether funded or unfunded, participated in the High Visibility Enforcement Campaigns (Impaired Driving National Enforcement crackdown, Drive Sober or get Pulled Over, Buzzed Driving is Drunk Driving, and Click It or Ticket).

**RESULTS:** Guam's goal is to decrease alcohol-impaired traffic fatalities by 12% from the 2010-2014 calendar base year average of 15 to 12 by December 31, 2015. As of this date, December 28, 2015, a total of nine (9) traffic-related fatalities were recorded indicating that progress has been made toward the reduction target set for December 31, 2015.

#### **TRAINING: ARIDE and SFST TRAINING**

In preparation for the implementation of a medical marijuana program, also known here in Guam as the "Joaquin (KC) Concepcion II Compassionate Cannabis Use" the Office of Highway Safety Alcohol Program successfully contracted the services of Mr. Vaughn Gates, who is a nationally Certified Drug Recognition Expert (DRE) Instructor; Standardized Field Sobriety Test (SFST) Instructor and a certified Drug Abuse Recognition (DAR). Mr. Gates, a thirty-three year veteran with the California Highway Patrol (CHP) conducted training on "Advanced Roadside Impaired Driving Enforcement", (ARIDE) and Standardized Field Sobriety Test (SFST) to thirty-eight (38) representatives from law enforcement agencies to criminal justice professionals. All thirty-eight (38) were certified and their certification will benefit our island community once the use of cannabis for medical purposes becomes legal.



**Glenn Leon Guerrero, Director for DPW giving his welcome remarks as Mr. Vaughn Gates looks on.**



### **OFFICE OF THE ATTORNEY GENERAL (OAG) HIGHWAY SAFETY PROSECUTION PROJECT**

The Prosecution Division within the Office of the Attorney General (OAG) provides prosecution services on behalf of the Territory of Guam. Its mission is to review cases referred by law enforcement agencies on alleged criminal acts and prosecute those cases based on the evidenced presented. Funds for this project were allocated to partially cover the costs for salary and benefits of an Assistant Attorney General that primarily handles DUI, DWI and other traffic and vehicles related offenses.

Fiscal Year 2014 saw a significant decrease in filings, but an increase in convictions. This is attributable to the factors cited above as well as minimal backlog of cases. Another contributing factor is the availability of patrol officers and vehicles patrolling the streets of Guam. Their numbers have been significantly reduced. Thus, there is reduced random enforcement. Also, it could be that the drivers are heeding the message of don't drink and drive. Another possible factor is the rapid consequences of being arrested. Arraignment is within 48 hours and trial is held within a certain period, unless there are extenuating circumstances.

While the OAG understands the current predicament of federal funding, it is still important to stress that the continued funding of a DUI prosecutor is needed to assist the Office in achieving its mission. It is also vitally important that the Office receives funding so that it can continue to protect the public from drivers who violate the law by consuming alcohol and other mind altering drugs and then driving on Guam's roads.

## DUI PROSECUTION 2010 – JULY 2014 CALENDAR YEAR

|                       | 2010 | 2011 | 2012 | 2013 | 2014 | TOTAL |
|-----------------------|------|------|------|------|------|-------|
| DUI Referred from GPD | 1141 | 892  | 330  | 390  | 214  | 2967  |
| DUI Filed             | 715  | 683  | 324  | 243  | 177  | 2142  |
| DUI Convictions       | 526  | 651  | 198  | 257  | 333  | 1965  |
| # of Deferred pleas   | 0    | 0    | 2    | 0    | 0    | 2     |

### JUDICIARY OF GUAM (JOG) DWI ENHANCEMENT PROJECT

Since the inception of the DWI Court, this system is a proven strategy to reduce impaired driving among habitual drunk drivers who are not typically affected by education or public safety efforts, or by traditional legal sanctions. We believe that impaired driving projects funded by NHTSA contributed to this reduction. This includes continued funding of law enforcement overtime, DUI interpreter, and a dedicated DUI Prosecutor. The Guam Police Department's policy to "Book and Confine" in DUI/DWI related offenses coupled with the dedicated DUI prosecutor and DUI court has yielded positive results for convictions and decreases in dismissals and prosecution declines.

The DWI Court Interpreter program has been a huge success. A full time interpreter for the Chuukese defendants has expedited non-English speaking defendants of Chuukese descent through the criminal justice process from initial magistrate to entry go guilty plea.

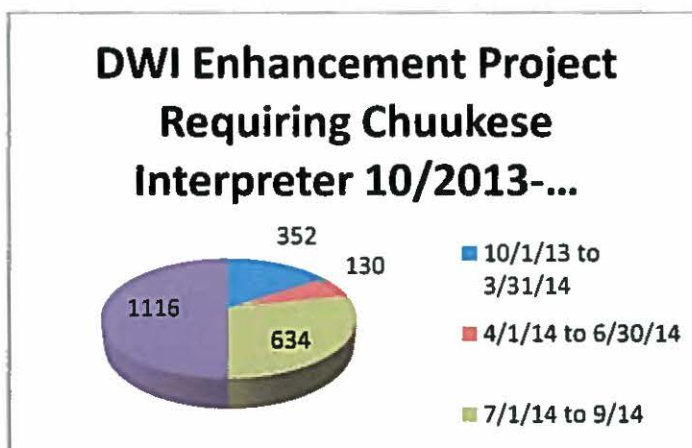
The DWI Court Interpreter has been available to all defense counsels who need to meet with Chuukese clients for purposes of explanation of the constitutional rights from within the standard plea agreement. Also, the DWI Court Interpreter is available for Probation to meet with Chuukese defendants at the lock-up to gather pre-trial data for magistrate and arraignment hearings.

The program goals are to present information by providing participants statistics on DWI, knowledge on alcohol and its effects, the opportunity to assess and evaluate their drinking habits, especially driving while intoxicated, and the consequences of DWI alcohol abuse. Other goals are to provide information on how long the defendant stays in jail, how much to pay for the damages they caused, how they're affecting the victims of DWI, the deaths expenses and trouble in other people's lives and their rights. Lastly, to reduce DWI cases in our community so we can live safely.

The success of the program is beneficial to the community as well as the offenders to know the consequences of drinking and driving and its effects.

**DWI ENHANCEMENT PROJECT REQUIRING CHUUKESE INTERPRETER  
10/2013-09/2014 CALENDAR YEAR**

|                                   | DWI Cases Requiring Chuukese Interpreter | How many DWI cases were convictions involving Chuukese violators? |
|-----------------------------------|--|---|
| October 1, 2013 to March 31, 2014 | 352 DWI Cases                            | 96 DWI Convictions involving Chuukese                             |
| April 1, 2014 to June 30, 2014    | 130 DWI Cases                            | 63 DWI Convictions involving Chuukese                             |
| July 1, 2014 to September 2014    | 634 DWI Cases                            | 171 DWI Convictions involving Chuukese                            |
| <b>TOTAL</b>                      | <b>1116</b>                              | <b>330</b>  |



**CONFERENCE:** The Pacific Judicial Council hosted the 2014 Driving While Impaired Conference held at the Hyatt Regency Hotel from November 17-19, 2014. This conference will host various well known speakers to discuss several topics on impaired driving to include Drug Testing methods, eliminating the use of drug levels in court proceedings, questions and myths about drug testing, driving with care curriculum, standardized field sobriety tests, arrest trends, etc. Through federal funding from the DPW-Office of Highway Safety, the Honorable Peggy Hora, retired judge from California Superior Court was brought to Guam as a guest speaker to speak on the subject matters of General DWI with both alcohol and other drug, guiding principles of DWI Courts and other promising practices, marijuana and other drugged driving, judicial/attorney ethics in problem solving courts and incentives and sanctions. In addition, Ms. Hora also extended her services to schedule an audience with the high school and college students to talk about Impaired Driving, as well as doing live

radio and TV talk shows. Judge Hora spoke on topics that benefit Guam's judicial and enforcement systems such as "Guiding Principles of DWI Courts:, Marijuana and Driving Impaired", Ten Things We Know About Addiction", Judicial Ethics Canons and Cases", and Establishing Driving While Impaired Court with Limited Resources".



Therese (Resi) Matanane-OHS, Carl Dominguez, Director-DPW, Ann Senato-OHS, Judge Peggy Hora, Judge Alberto Lamorena and Cil Javier-OHS.

## **OCCUPANT PROTECTION**

### **OFFICE OF HIGHWAY SAFETY (OHS) PROGRAM MANAGEMENT**

**Education and Outreach:** From October 2014 to December 2015, the DPW-Office of Highway Safety conducted 12 outreach/school presentations with a total of 3,000 student attendance, and one (1) Operation Buckle Down activity. The Operation Buckle Down is educational component that the DPW-OHS conducts together with the Guam Police Department – Highway Patrol Division. Parents are observed driving into the school with their child(ren) to see if they are in compliant with the Guam Seat Belt Laws. The DPW-OHS also conducted six (6) community outreach events with a total of 2,000 parents and caregivers present.

**Observational Seat Belt Survey:** An observational seat belt survey was conducted in CY2015 resulting in an increase of seat belt usage from 90.8 percent in CY2014 to 91.51 percent in CY2015.

The Office of Highway Safety will continue to conduct effective public information activities as well as increasing media efforts messaging the importance of the usage of a seat belt and child restraint system.

## SCHOOL PRESENTATIONS



## ADACAO ELEMENTARY SCHOOL PRESENTATION

## STATIC DISPLAY - OUTREACH



## FINEGAYAN ELEMENTARY SCHOOL OUTREACH PROGRAM STATIC DISPLAY





**GUAM INTERAGENCY COORD. COUNCIL FAIR OUTREACH**



**AGANA HEIGHTS PARENT-FAMILY-COMMUNITY OUTREACH PROGRAM**



**KIDS 4 KIDS CARNIVAL AT THE PHOENIX CENTER IN MANGILAO OUTREACH**



2015 HEALTHY MOTHERS HEALTHY BABIES FAIR

### CHILD PASSENGER SAFETY CERTIFICATION AND RENEWAL CLASS

On September 15, 2015, DPW-OHS along with the Department of Public Health & Social Services coordinated the 2015 Standardized Child Safety Technician Course. Marlene Carbullido, CPS Technician Instructor, together with Therese Matanane-Lead Instructor and Jane Almandres-Instructor, conducted the CPS Training at the Office of Highway Safety OHS. A total of twelve (12) new students and six (6) renewal/recertified from the Guam Police Department, Guam Fire Department, Port Police Division and Airport Police Division.





### CAR SEAT INSPECTION AT K-MART PARKLING LOT



**GUAM POLICE DEPARTMENT-HIGHWAY PATROL DIVISION (HPD)  
CIOT/OPERATION BUCKLE DOWN PROJECT**

**Enforcement:**

The safety and security of the citizens of Guam are vitally important, by law, Guam drivers and passengers are required to use seat belts. Children under the age of 12 and who are less than 4'9" must use child restraint or car seat systems. It is through the annual "Click It or Ticket" Mobilization Campaign where government law enforcement agencies work to promote seat belt and child restraint system use. High visibility enforcement efforts and an increase in educational outreach to the schools, communities, and to Government of Guam agencies/departments are a few effective efforts that has been documented repeatedly in the United States and abroad.

In FY2015 during the CIOT week, GPD-HPD issued 58 seatbelt citations, five (5) child restraints and four-hundred thirty seven (437) miscellaneous violations. Enforcement activities continue even after the mobilization.



**CLICK IT OR TICKET MOBILIZATION CAMPAIGN**



**Proclamation:** To kick-off the Click It or Ticket It Mobilization Campaign, the Governor Eddie Baza Calvo and Lt. Governor Ray Tenorio, proclaimed May 18-31, 2015 "Click It or Ticket It" Mobilization Campaign. Witnessing the event is DPW-OHS Director, Glenn Leon Guerrero-DPW Director together with our Highway Safety Partners for Highway Safety.

Below are a few photos of agencies/departments that participated in the static display.



**Office of Highway Safety**



**Probation Office**



**DOE Parent Community Outreach Program**



**I'Famagu'on-ta Counseling Program**



**DPHSS Bureau of Social Services**



**UOG Cedders Program**

## **POLICE TRAFFIC SERVICES**

### **OFFICE OF HIGHWAY SAFETY (OHS) – PROGRAM MANAGEMENT**

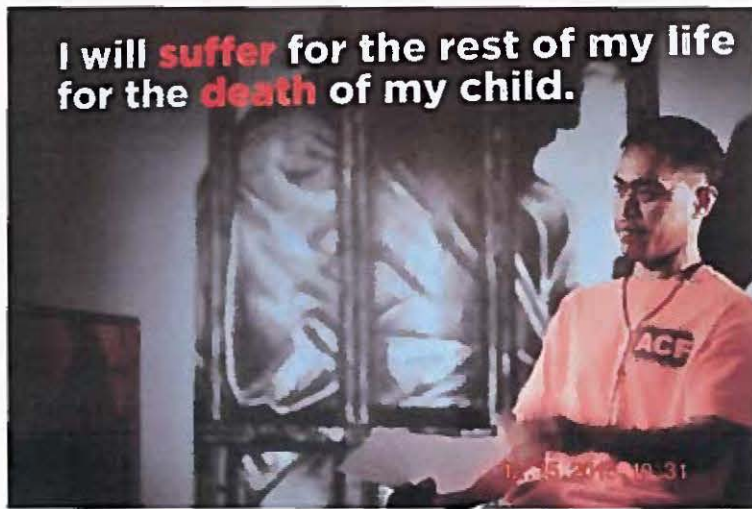
Police Traffic Services (PTS) is an essential part of any traffic safety program and continues to be a focal point of the Guam-Office of Highway Safety, Guam Police Department, Airport Police Division and Port Police Division. Enforcement with regards to highway safety is viewed as an important component in reducing the numbers of traffic related crashes, injuries and fatalities on Guam's roadways. The Police Traffic Services grant program is designed to reduce crashes through targeted high-visibility traffic law enforcement.

Excessive speed continues to be a major contributing circumstance in fatal crashes in Guam, resulting in five (5) speed-related fatalities in CY2014 and three (3) in CY2015.

A component of Police Traffic services, speed enforcement is a top priority of Guam's Police Department, Airport Police Division and the Port Police Division. These local law enforcement agencies seek to reduce crashes, personal injuries and fatalities through enforcement of the Guam's Traffic Laws. The agencies/departments use grant funds to enforce the speeding laws; conduct high visibility checkpoints and stealth operations; and curb speeding and aggressive driving.

On October 2012, Marco Nelson was traveling along the tri-intersection in Barrigada at around 62 miles per hour well above the speed limit when an officer attempted to effectuate a traffic stop. Nelson, who initially appeared to pull over, sped away, ran a red light and collided with another vehicle. Medical assistance was immediately dispatched by the police officer on the scene. Nelson was pinned in the wreckage of his vehicle and officers had difficulty opening the vehicle doors. When GPD officer opened the right rear passenger side door, and saw locks of hair and the upper body of a female child. She appeared to be lifeless and not breathing. She was not in a child restraint booster seat. She was immediately extracted from the car and taken to Naval Hospital for treatment. She was pronounced dead the next morning.

As part of his plea agreement which was approved by Judge Canto, Mr. Nelson agreed to cooperate fully with the Guam Police Department, the Office of the Attorney General and the Office of Highway Safety in the making of public service announcements in both English and Chuukese, in educating the community on the harsh and irreversible realities of *speeding* and *drunk-driving*.



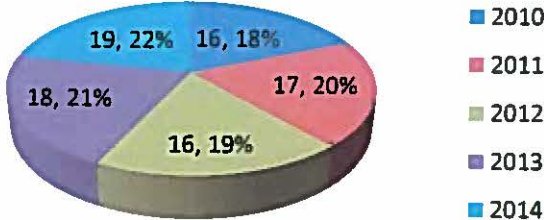
**Enforcement Activities**  
**Guam Police Department-Highway Patrol Division**  
**GIAA-Airport Police Division**  
**Port Authority of Guam-Port Police Division**

Enforcement deployment strategies are continually evaluated and adjusted to accommodate shifts and changes in priorities and ensure continued progress toward the established performance targets. Distracted driving, and in particular texting, continued to receive attention in FFY 2015. More work still needs to be done to combat these violators.

|                               | 2010 | 2011 | 2012 | 2013 | 2014 |
|-------------------------------|------|------|------|------|------|
| Total Fatalities              | 16   | 17   | 16   | 18   | 19   |
| Speed-related Fatalities      | 8    | 7    | 5    | 7    | 5    |
| Total Crashes                 | 7165 | 6699 | 7031 | 6548 | 6473 |
| Total Speed-related Citations | 6717 | 6897 | 5004 | 4315 | 4605 |



### Total Fatalities



## **TRAFFIC RECORDS**

### **Office of Highway Safety (OHS)-Program Management**

The Department of Public Works-Office of Highway Safety continues to develop and produce traffic crash statistics. This will facilitate data entry compatibility with an interfacing proprietary software program that produces collision diagrams automatically. With this in mind, the Office of Highway Safety will continue the funding for one (1) Data Control Clerk II to support the computerized traffic crash record system in order to develop highway hazard reduction programs with priorities based on benefit/cost analysis.

The Office of Highway Safety have addressed the current improvement made to-date and recommends new improvements and enhancements that are necessary to keep moving the Guam Traffic Records System forward. The Office of Highway Safety and other stakeholders have continued to improve their systems to enable exchange of information but improvements are still needed in the areas of timeliness, accuracy, completeness, uniformity, and integration. The traffic records system includes data elements necessary for problem identification, problem analysis, and countermeasure evaluation in all areas of traffic safety in the Territory.

The Data Control Clerk II verifies traffic crashes on the Online System Crash Analysis Reporting (OSCAR) program. She verifies the data contained in OSCAR for consistency, validity, accuracy, and completeness. She works closely with the Guam Police Department and Airport Police Division. In addition to her role as the Data Control Clerk II, she assists with the assigned TRCC Project Coordinator.

## **PEDESTRIAN AND BICYCLE SAFETY**

### **Office of Highway Safety (OHS)-Program Management**

The National Highway Traffic Safety Administration (NHTSA) defines a pedestrian traffic fatality as the death of a person not in or on a motor vehicle or bicycle who is struck by motor vehicle in transport in a traffic-way or after the vehicle has run off the traffic-way (NHTSA 2009A). This includes a pedestrian on a sidewalk or a motorist changing a tire by the side of the road who is struck by a car leaving the road. Some states use slightly different definition.

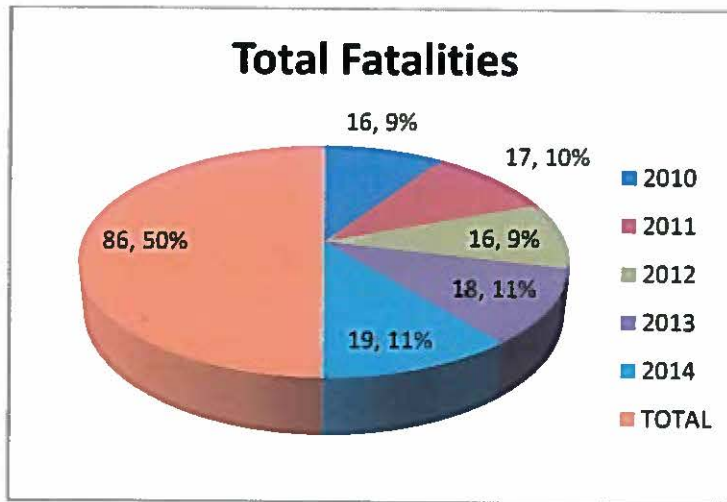
Several current lifestyle trends may affect pedestrian crashes and fatalities. Both drivers and pedestrians are increasingly distracted by cell phones and other portable electronic devices. Pedestrian crashes and fatalities occur when pedestrians and motor vehicles attempt to use the same roadway space at the same time. Both drivers and pedestrians share the same responsibility, in the sense that actions by either the driver or the pedestrian could have prevented a fatality.

Auto-pedestrian crashes continue to be a growing problem on the island, with little to no sidewalks in majority of the communities and not enough crosswalks and poor lit roadways where there are no crosswalks. One inherent problem is with pedestrians from the outer islands who have no paved roads and crosswalks.

Many are not familiar with the laws due to English being their second language. More emphasis is needed in educating those that come to Guam from neighboring islands such as the Federated States of Micronesia that consists of Yap, Chuuk, Pohnpei and Kosrae islands respectively.

| <b>PEDESTRIAN STATISTICS</b>           |             |             |             |             |             |              |
|--|-------------|-------------|-------------|-------------|-------------|--------------|
|  | <b>2010</b> | <b>2011</b> | <b>2012</b> | <b>2013</b> | <b>2014</b> | <b>TOTAL</b> |
| <b>Total Fatalities</b>                | <b>16</b>   | <b>17</b>   | <b>16</b>   | <b>18</b>   | <b>19</b>   | <b>86</b>    |
| <b>Total Pedestrians Fatalities</b>    | <b>4</b>    | <b>3</b>    | <b>4</b>    | <b>6</b>    | <b>10</b>   | <b>27</b>    |
| <b>Pedestrians under the influence</b> | <b>0</b>    | <b>2</b>    | <b>2</b>    | <b>3</b>    | <b>3</b>    | <b>10</b>    |

It is noted that as of this date, there are a total of nine (9) traffic-related fatalities recorded and of the nine (9) traffic-related fatalities, three (3) were pedestrian fatalities.



Guam Office of Highway Safety and its Partners for Highway Safety will continue to address traffic safety issues in this program area through collaborative initiatives. The application of comprehensive strategies that include education, enforcement and engineering to high risk pedestrian corridors.



Above: Here we have Jackie Florig of OHS demonstrates to 30 Pricce Elementary School students the safe and correct way of crossing the streets.

## **PLANNING & ADMINISTRATION**

The Department of Public Works-Office of Highway Safety is responsible for the coordination and implementation of Guam's highway safety program, including the administration of the National Highway Traffic Safety Administration (NHTSA) 402 program. Guam also successfully qualified again for Section 405 National Priority Safety Program funds in Occupant Protection (Sec. 405b) and Traffic Records (Sec. 405c). Planning and Administration is a critical function of Guam's traffic safety program, ensuring funds are used on identified problems, towards target markets, and on the strategies most likely to make an impact on the number of crash related deaths and serious injuries.

The primary function of this cohesive unit is to administer all phases of Guam's federally funded Highway Safety Programs, which include project development, implementation, monitoring, and evaluation. The federal funds were used to fund salaries and benefits for the Highway Safety Coordinator and the Administrative Assistant as well as operational expenditures, travel, organizational dues, subscriptions, office supplies, information technology, and other routine items.

The Office of Highway Safety coordinates island-wide public information and education campaigns to educate the public on new and continuing traffic safety issues and raise awareness of the responsibilities of all highway users. OHS continued the implementation of successful campaigns across a variety of media platforms emphasizing messages related to impaired driving, occupant protection and the need to safely share the road with motorcycles and other users.

Essential to the administrative workability and the success of the Highway Safety projects on Guam is the Planning and Administration which is the program that will draw and lead together all diverse highway safety objectives in such a way that a long-term stable and thoroughly professional program is assumed.

## **HIGHWAY SAFETY PERSONNEL DEVELOPMENT TRAINING**

The following personnel attended Sections 402, 405b, and 405e grant funded training, conferences, and/or meetings during this period:

- **October 26-29, 2014: Traffic Records Forum** held at St. Louis, Missouri. The following representative attended: **Cecilia Javier**, Management Analyst IV (DPW), **Therese Matanane**, PCIV (DPW) and **Jacqueline Florig**, Administrative Assistant (DPW).
- **January 27-30, 2015: Standardized Child Passenger Safety Training** held in Saipan, CNMI. The following Child Passenger Safety Instructors instructed the course: **Therese Matanane**, PCIV/CPS Instructor (DPW) and **Jane Almandres**, PCI/CPS Instructor (DPW). Course was fully funded by the Office of Traffic Safety, Saipan, CNMI.
- **March 18-20, 2015: 2015 Lifesavers Conference** held in Chicago, Illinois. The following representatives attended: **Glenn Leon Guerrero**, Director (DPW); **Cecilia D. Javier-MAIV** (DPW); **Therese C.D. Matanane-PCIV** (DPW); **Jacqueline Florig**, AA (DPW), and **Morgan Reyes**, Police Officer (GPD-HPD).
- **March 18-19, 2015: Region IX Leadership Meeting** in Sacramento, California. The following representatives attended: **Glenn Leon Guerrero**, Director (DPW); **Cecilia Javier**, MAIV (DPW); **Therese Matanane**, PCIV (DPW); **Anamarie Senato**, PCII (DPW); **Jane Almandres**, PCI (DPW), **Jacqueline Florig**, AA (DPW); **Franklin Perez**, POIII (GPD-HPD); and **Joanne M.S. Brown**, Executive Manager (Port Authority of Guam).
- **March 20, 2015: NHTSA Pre-HSP meeting** held in Sacramento, California. The following representatives attended: **Glenn Leon Guerrero**, Director (DPW); **Cecilia Javier**, MAIV (DPW); **Therese Matanane**, PCIV (DPW); **Anamarie Senato**, PCII (DPW); **Jane Almandres**, PCI (DPW), and **Jacqueline Florig**, AA (DPW).
- **May 19-20, 2015: Pedestrian Safety Training** held in Denver, Colorado. The following representatives attended: **Glenn Leon Guerrero**, Director (DPW); **Cecilia Javier**, MAIV (DPW); and **Jacqueline Florig**, AA (DPW).
- **June 2-3, 2015: Managing NHTSA Grant Funds training** held in Nashville, Tennessee. The following representative attended: **Glenn Leon Guerrero**, Director (DPW).
- **August 37, 2015: SFST/ARIDE Training** held in Guam. **Mr. Vaghn Gates**, ARIDE Instructor came to Guam to conduct the training and travel costs were paid by Section 402 funds.

- **August 12-15, 2015: 11<sup>th</sup> Annual Kidz in Motion Conference** held in Orlando, Florida. The following representatives attended: **Anamarie Senato, PCII (DPW)** and **Jane Almandres, PCI (DPW)**.
- **August 26 to September 2, 2015: National Association of Women Highway Safety Leaders (NAWHSL) and Governor's Highway Safety Association Annual Meeting** held in Nashville, Tennessee. The following representatives attended: **Glenn Leon Guerrero, Director (DPW)**; **Cecilia Javier, MAIV (DPW)**; and **Therese Matanane, PCIV (DPW)**.

## FEDERAL AID REIMBURSEMENT

| PROGRAM                              | OBLIGATED             | EXPENDED            | BALANCE             | PERCENT EXPENDED |
|--------------------------------------|-----------------------|---------------------|---------------------|------------------|
| AL15<br>Alcohol & Other<br>Drugs     | \$177,022.24          | \$125,651.80        | \$51,370.44         | 71%              |
| OP15<br>Occupant<br>Protection       | \$154,392.79          | \$104,000.91        | \$50,391.88         | 67%              |
| PT15<br>Police Traffic               | \$161,820.93          | \$104,915.43        | \$56,905.22         | 65%              |
| TR15<br>Traffic Records              | \$60,385.11           | \$41,117.56         | \$19,267.55         | 68%              |
| PA15<br>Planning &<br>Administration | \$111,797.04          | \$62,816.26         | \$48,980.78         | 56%              |
| PM15<br>Paid Media                   | \$12,434.99           | \$2,500.00          | \$9,934.99          | 20%              |
| PS15<br>Pedestrian<br>Safety         | \$87,844.83           | \$62,662.83         | \$25,182.00         | 71%              |
| K215<br>Occupant<br>Protection (405) | \$2,905.86            | \$0.00              | \$2,905.86          | 0%               |
| K915<br>Data Incentive               | \$66,777.05           | \$66,777.05         | \$0.00              | 100%             |
| M215 – OP Low                        | \$80,116.94           | \$63,009.50         | \$17,107.44         | 79%              |
| M115 – OP High                       | \$147,961.06          | \$58,997.12         | \$88,963.94         | 40%              |
| M3DA15 – Data<br>Program             | \$215,946.82          | \$154,558.17        | \$61,388.65         | 72%              |
| M815 –<br>Distracted<br>Driving      | \$84,291.68           | \$39,337.88         | \$44,953.80         | 47%              |
| <b>TOTAL</b>                         | <b>\$1,363,697.34</b> | <b>\$886,344.51</b> | <b>\$477,352.55</b> | <b>65%</b>       |





*The Honorable*  
**Eddie Baza Calvo**  
*Governor*

*The Honorable*  
**Ray Tenorio**  
*Lieutenant Governor*



**public works**  
DIPATTAMENTON CHE'CHOK' PUPBLEKO  
**Glenn Leon Guerrero**  
*Director*  
**Felix Benavente**  
*Deputy Director*

December 28, 2015

Christopher J. Murphy  
Regional Administrator  
National Highway Traffic Safety Administrator  
Region IX  
John Moss Federal Building  
650 Capitol Mall, Suite 5-400  
Sacramento, CA. 95814

Dear Mr. Murphy:

Transmitted for your information and review is Guam's 2015 Annual Performance Evaluation Report for Section 402 grant activities as contained in the Fiscal Year 2015 Highway Safety Plan.

We wish to express our sincerest appreciation for all the efforts you have personally directed in helping us address the highway safety needs of our island.

Should you require any information, please do not hesitate to contact Ms. Cil Javier, MAIV/Acting Highway Safety Coordinator at (671) 647-4343 or Ms. Therese Matanane, Program Coordinator IV at (671) 646-3229.

Sincerely,

**GLENN LEON GUERRERO**  
Governor's Highway Safety Representative

Enclosures