

Louisiana Highway Safety Program Annual Report

Federal Fiscal Year 2016

Annual Report



prepared by

**Louisiana Highway Safety Commission
7919 Independence Boulevard, Suite 2100
Baton Rouge, LA 70806**

Annual Report

Louisiana Highway Safety Program Annual Report

Federal Fiscal Year 2016

prepared by

Louisiana Highway Safety Commission
7919 Independence Boulevard, Suite 2100
Baton Rouge, LA 70806

date

December 31, 2016

Table of Contents

Executive Summary	1
1.0 Commission Leadership	3
2.0 Statistical Summary	4
3.0 Statewide Targets and Results	13
3.1 FFY 2016 Targets.....	13
4.0 Program Results	15
Evidence Based Enforcement Program Activities.....	15
Compilation of Enforcement Activity Results.....	16
4.1 Impaired Driving Program.....	16
4.2 Occupant Protection Program.....	30
4.3 Traffic Records Improvement Program.....	38
4.4 Motorcycle Safety Program.....	42
4.5 Police Traffic Services Program.....	44
4.6 Railroad/ Highway Crossings Program.....	47
4.7 Community Traffic Safety Program.....	49
4.8 Pedestrians/ Bicycle Safety.....	51
4.9 Young Driver Traffic Safety Program.....	52
4.10 Hazard Elimination/ Highway Safety Improvement Program (HSIP).....	58
4.11 Planning and Administration.....	58
5.0 Safety Communications	60
5.1 Paid Media.....	60
5.2 Earned Media.....	60
5.3 Attitudinal/Awareness Survey Results.....	62
6.0 Program Funding	64

List of Tables

Table 3.1	Progress in Meeting FFY 2016 Performance Targets.....	13
Table 3.2	Progress in Observed Seat Belt Use Rate	14
Table 3.3	LACRASH Achievements	14
Table 4.1	Adult Observed Seatbelt Usage	30
Table 5.1	Summary of FFY 2016 Earned Media Air Time Value	60
Table 5.2	Attitudinal Survey of Louisiana Drivers.....	62
Table 5.3	Selection of Distracted Driving Questions from Telephone Survey	63
Table 6.1	State-Local Match Summary	65
Table 6.2	2016 Program Expenditures.....	77

List of Figures

Figure 2.1	Statewide Fatalities.....	4
Figure 2.2	Statewide Serious Injuries	4
Figure 2.3	Statewide Fatality Rate.....	5
Figure 2.4	Urban and Rural Fatality Rates	5
Figure 2.5	Unrestrained Passenger Vehicle Occupant Fatalities	6
Figure 2.6	Alcohol-Impaired Driving Fatalities (≥ 0.08 BAC)	6
Figure 2.7	Speeding-Related Fatalities	7
Figure 2.8	Motorcycle Fatalities	7
Figure 2.9	Unhelmeted Motorcyclist Fatalities	8
Figure 2.10	Drivers Age 15-20 Involved in Fatal Crashes	8
Figure 2.11	Pedestrian Fatalities	9
Figure 2.12	Bicycle Fatalities	9
Figure 2.13	Occupant Protection Observed Usage	10
Figure 2.14	Observed Occupant Protection Use by Vehicle Type	10
Figure 2.15	Number of Seat Belt Citations Issued During Grant-Funded Enforcement Activities	11
Figure 2.16	Number of Impaired Driving Arrests Made During Grant-Funded Enforcement Activities	11
Figure 2.17	Number of Speeding Citations Issued During Grant-Funded Enforcement Activities	12
Figure 4.1	Alcohol-Related Fatalities and Alcohol-Related Fatal Crashes.....	16
Figure 4.2	Alcohol-Impaired Fatalities as a Percent of All Fatalities	17
Figure 4.3	Alcohol-Impaired Driving Fatalities (BAC ≥ 0.08)	17
Figure 4.4	Observed Seat Belt Use and Unrestrained Fatalities.....	30
Figure 4.5	Percent of Fatalities Unrestrained	31
Figure 4.6	Motorcyclist Fatalities as a Percent of Total Fatalities, Alcohol-Related Fatalities, and Single Vehicle Fatalities	43
Figure 4.7	Fatalities at Rail Grade Crossings	48
Figure 4.8	Fatalities at Rail Grade Crossing as Percent of All Crashes	48
Figure 4.9	Drivers Age 15-20 Involved in Fatal Crashes	52

Executive Summary

The Louisiana Highway Safety Commission (LHSC) administers the State's highway safety grant program in accordance with the provisions and all amendments of the Highway Safety Act of 1966 (Public Law 89-564). Louisiana's highway safety program is designed to reduce traffic crashes and the resulting deaths, injuries, and property damage.

The Department of Transportation, through the National Highway Traffic Safety Administration (NHTSA), serves as the Federal oversight agency. The funds awarded to the LHSC include:

- Section 402 – General Traffic Safety;
- Section 154/164 – Open Container and Repeat Offender Hazardous Elimination Funds;
- Section 405b Low – Occupant Protection Funds;
- Section 405c – State Traffic Safety Information System Improvement;
- Section 405d – Impaired Driving Countermeasures;
- Section 405f – Motorcyclist Safety;
- Section 408 – Data Program;
- Highway Safety Improvement Program (HSIP) Funds – Department of Transportation and Development (DOTD) funds to support occupant protection.



Dr. Katara A. Williams,
Governor's Highway Safety
Representative, and LHSC
Executive Director

These funding sources support Louisiana programs for Impaired Driving, Motorcycle, Occupant Protection, Child Passenger Restraint, Pedestrians, Bicyclists, Police Traffic Services, Traffic Records, Paid Media, Railroad, Community Traffic Safety Programs, Hazard Elimination, Planning and Administration.

This Annual Report reflects on Federal Fiscal Year (FFY) 2016 activities and highlights success toward many of our target areas that need additional focus. The report provides a detailed description of performance targets based upon national standards, including activity measures, and a measure of statistical trends. This report also includes performance targets, achievements, and a narrative program summary for each behavioral program area.

The Louisiana Highway Safety Commission seeks to reduce traffic fatalities and injuries on Louisiana roadways through enforcement support, community outreach, and a multitude of partnerships through the state. Louisiana saw a slight decrease in fatalities in 2015 (726) over the previous year (740). We will continue to use data driven best practices to address identified traffic safety priorities and our long-term trend of reducing fatalities in the state. The Louisiana Highway Safety Commission was successful in achieving the following in FFY 2016:

- Reduced unrestrained fatalities from 284 to 247;
- Reduced speeding related fatalities to 165 from 204, far exceeding the target of 181 for 2016;
- Reduced the number of days for crash reports being submitted from 9 to 8 days for 2016;
- Reduced drivers ages 15 to 20 involved in fatal crashes for the fourth year in a row to 74 fatalities from 80; and
- Reduced pedestrian fatalities slightly from 105 to 102.

We continue to identify long-term traffic safety problems and monitor emerging traffic safety trends while relying on best practices and research-based programs to address both the problems and emerging trends. Our strong support of enforcement agencies will continue, our community outreach will foster local interest, and our partnerships will continue to flourish while sharing common goals of reducing fatal and injury crashes on our roadways.

1.0 Commission Leadership

A Governor appointed board of 21 Commissioners supports the LHSC. The LHSC Executive Director is included in the board. As directed in Louisiana Revised Statute 48:1347, the Commission gathers, studies, prepares, evaluates, and distributes statistical compilations and makes recommendations with respect to crashes, injuries, and the related problems. The Commission serves as the coordinating agency for behavioral activities relating to highway safety and prepares such legislation, as it deems necessary to carry out a comprehensive, long-range highway safety program for the state. The Commission makes reports to the Governor, the legislature, and to the proper agencies of the Federal government as required by law or as directed.

In addition to the 21 member Commission, the LHSC has a staff of thirteen. Under the leadership of the Commission the Executive Director, Deputy Director, and staff manage the day-to-day operations of the LHSC.

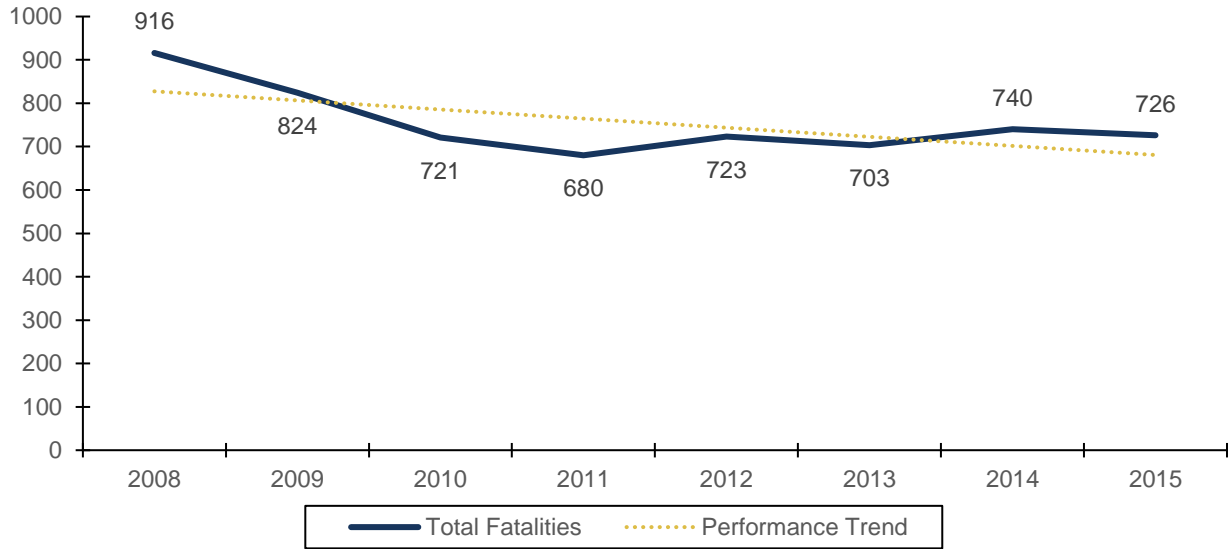
The 21 Commissioners and the districts they represent are:

- Vacant, Chairman;
- Jim Craft, Vice-Chair, Lafayette, 7th District;
- Rodney Arbuckle, Mansfield, 4th District;
- Bryan Bossier, Woodworth, 5th District;
- Randall Bryan, Anacoco, 4th District;
- James T. Dickerson, Plaquemine, 2nd District;
- Johnny Gaspard, Kaplan, 7th District;
- Stephen J. Gremillion, Bunkie, 5th District;
- Russell Haman, Lake Charles, 7th District;
- Lee Harrell, Rayville, 5th District;
- Steven McCain, Colfax, 5th District;
- Russ McInnis, Bossier City, 4th District;
- Jeffrey McKneely, Amite 1st District;
- Ray Morvant, Kaplan, 7th District;
- Ricky Moses, DeRidder, 4th District;
- Dwayne Munch, Westwego, 2nd District;
- Mark Oxley, Sulphur, 7th District;
- Carl Pendley, Shreveport, 4th District;
- Reggie Skains, Downsville, 5th District; and
- Warren Vedros, Lockport, 3rd District.

2.0 Statistical Summary

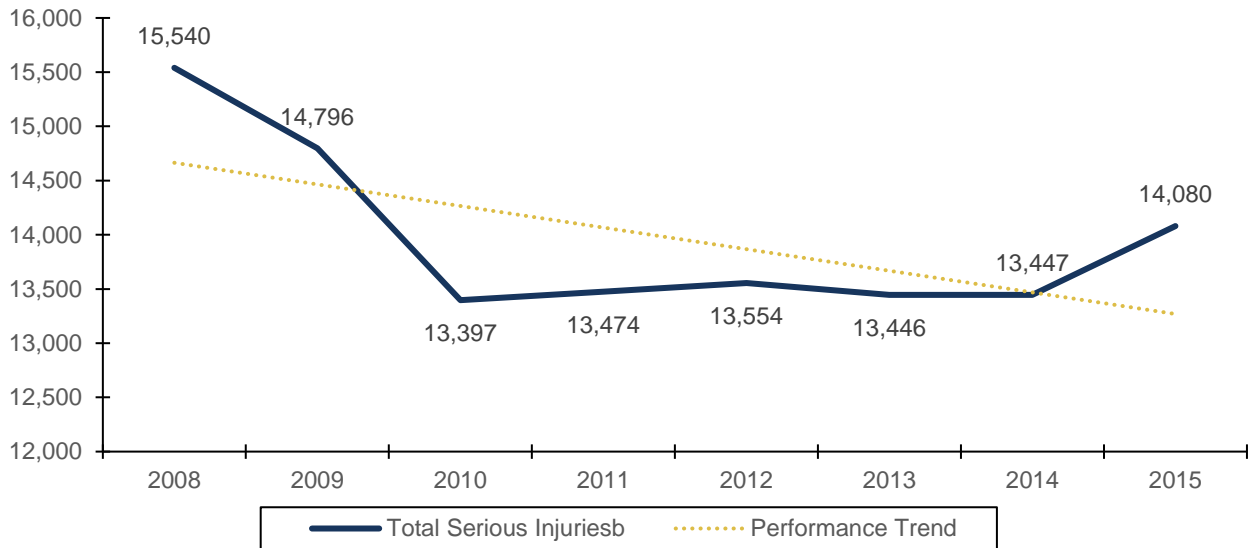
Figures 2.1 through 2.13 show actual numbers and the performance trend line for the core performance measures. Figure 2.14 compares observed occupant protection use by vehicle type (i.e., car, pickup, SUV and van). Figures 2.15 through 2.16 show the number of citations and arrests issued during seat belt, impaired driving and speeding grant-funded enforcement activities.

Figure 2.1 Statewide Fatalities



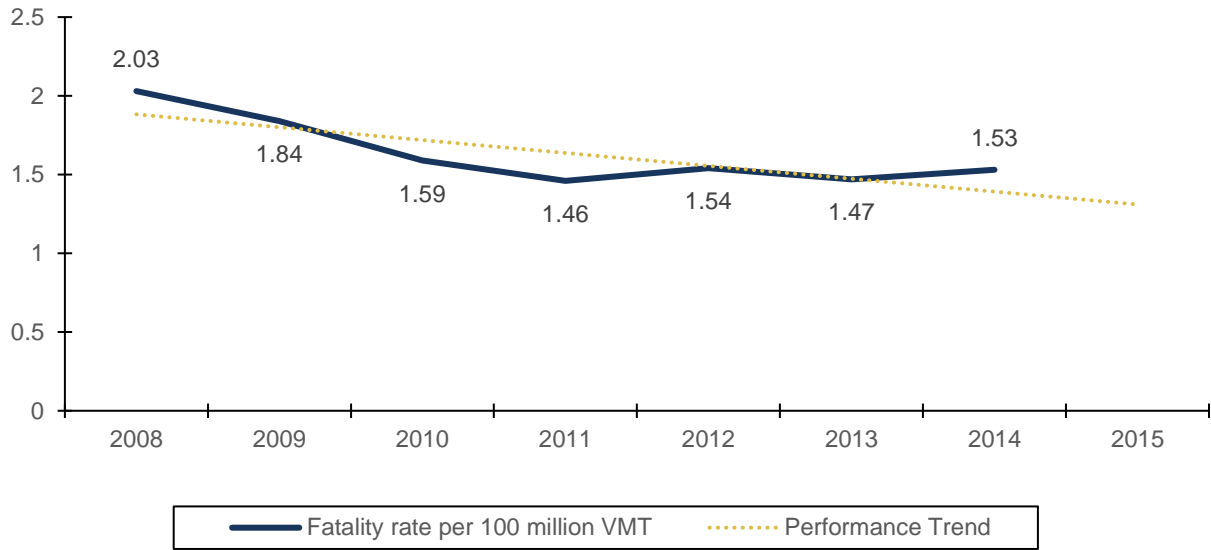
NHTSA STSI/FARS Accessed 11/28/2016.

Figure 2.2 Statewide Serious Injuries



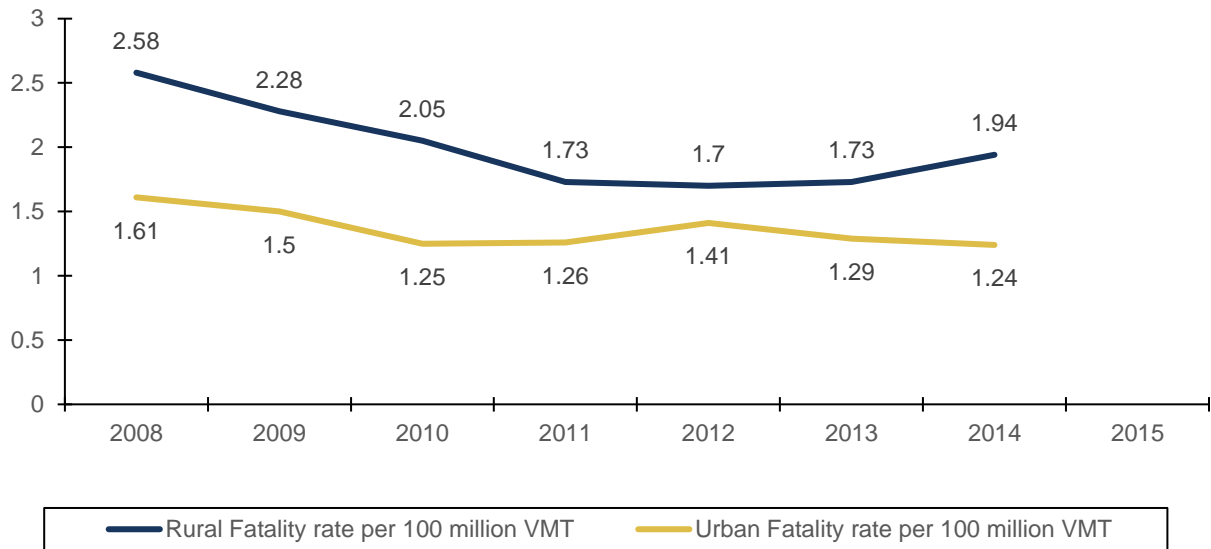
Source: Highway Safety Research Group at Louisiana State University. Accessed 11/28/2016.

Figure 2.3 Statewide Fatality Rate



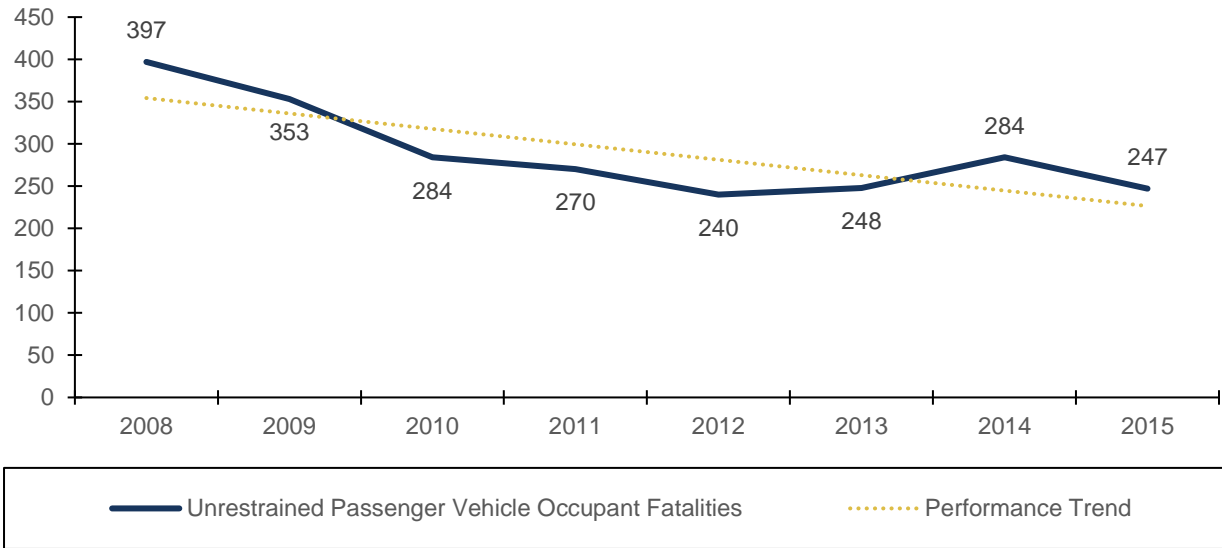
Source: NHTSA STSI/FARS Accessed 11/28/2016.

Figure 2.4 Urban and Rural Fatality Rates



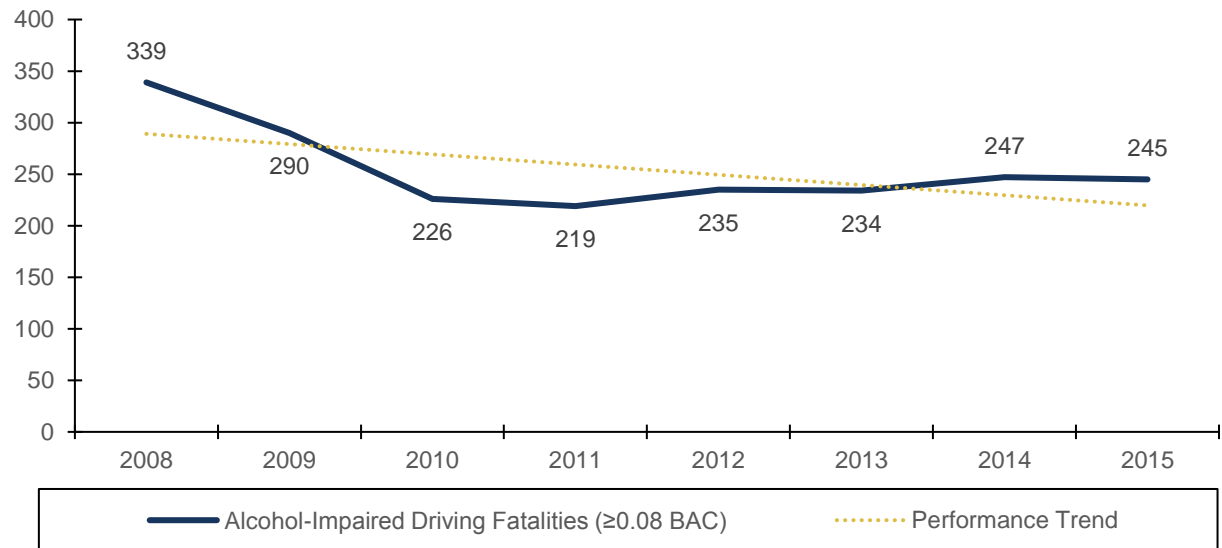
Source: NHTSA STSI/FARS Accessed 11/28/2016.

Figure 2.5 Unrestrained Passenger Vehicle Occupant Fatalities



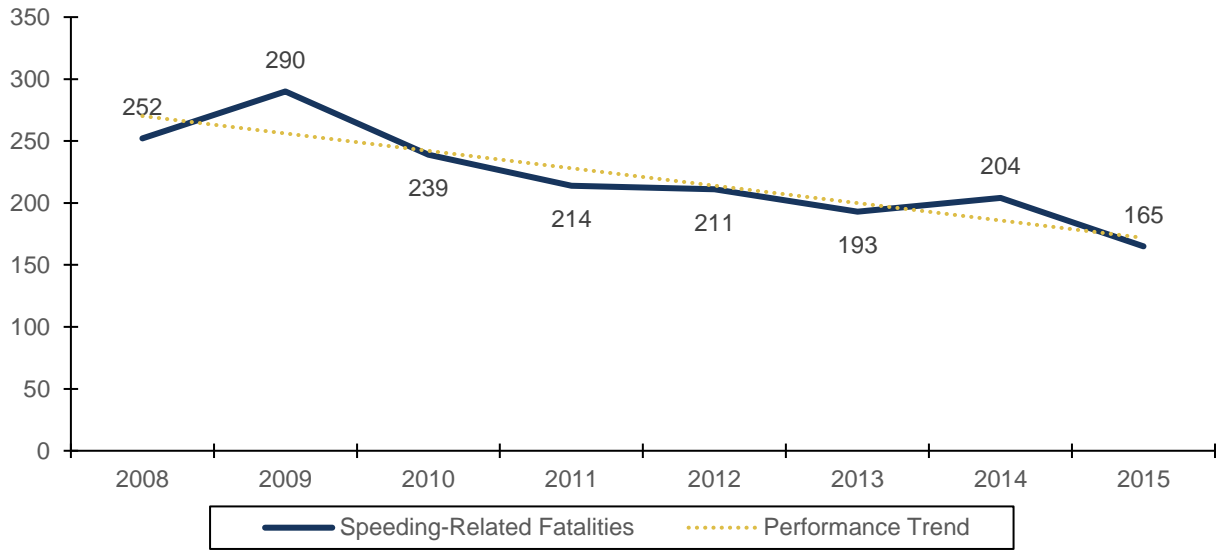
Source: NHTSA STSI/FARS Accessed 11/28/2016.

Figure 2.6 Alcohol-Impaired Driving Fatalities (≥0.08 BAC)



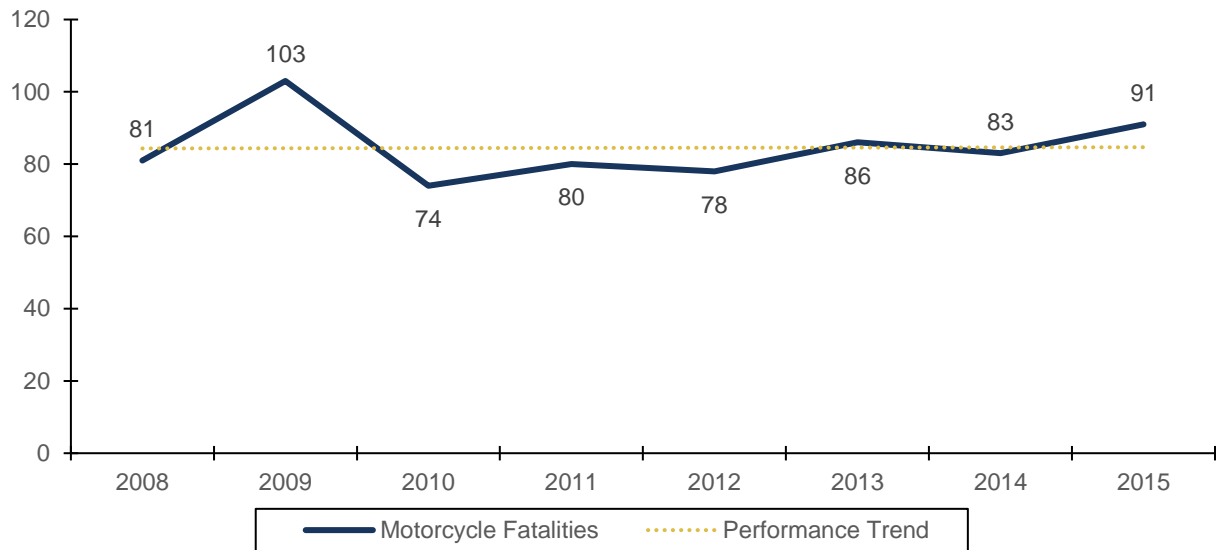
Source: NHTSA STSI/FARS Accessed 11/28/2016.

Figure 2.7 Speeding-Related Fatalities



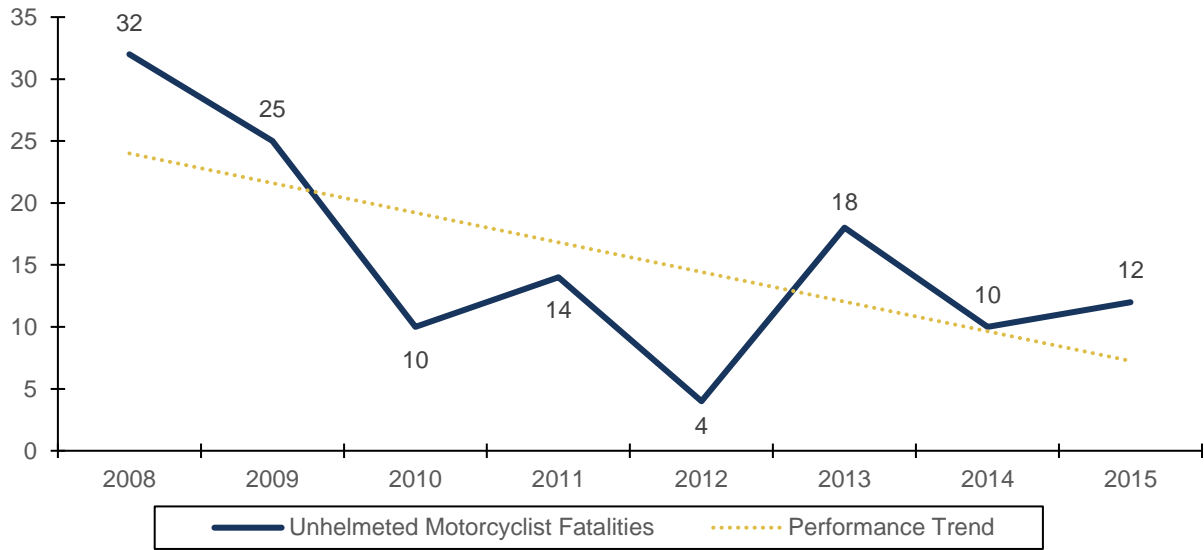
Source: NHTSA STSI/FARS Accessed 11/28/2016.

Figure 2.8 Motorcycle Fatalities



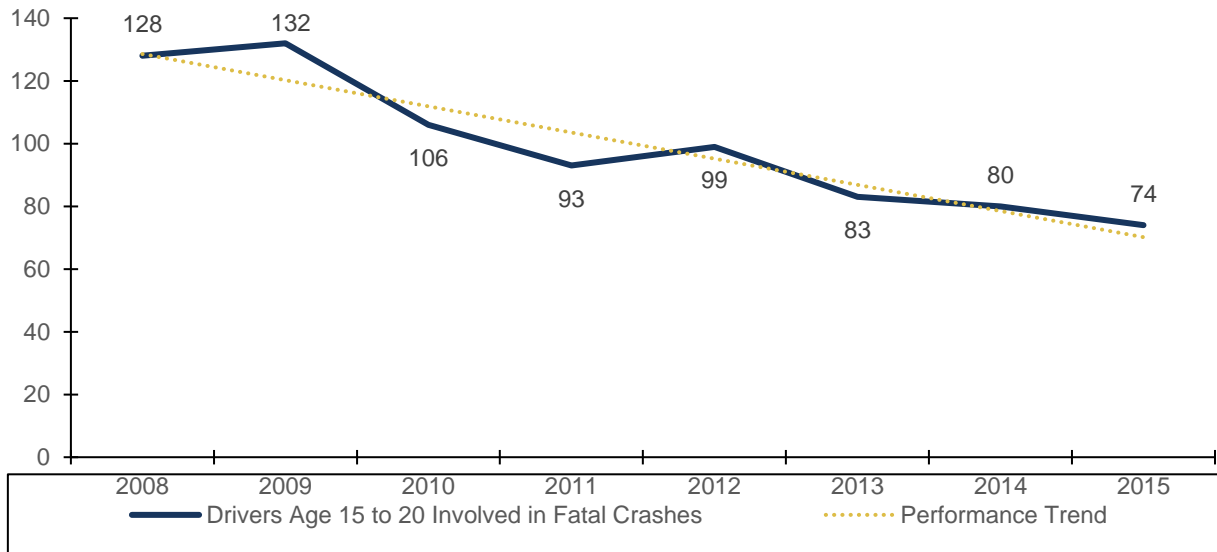
Source: NHTSA STSI/FARS Accessed 11/28/2016.

Figure 2.9 Unhelmeted Motorcyclist Fatalities



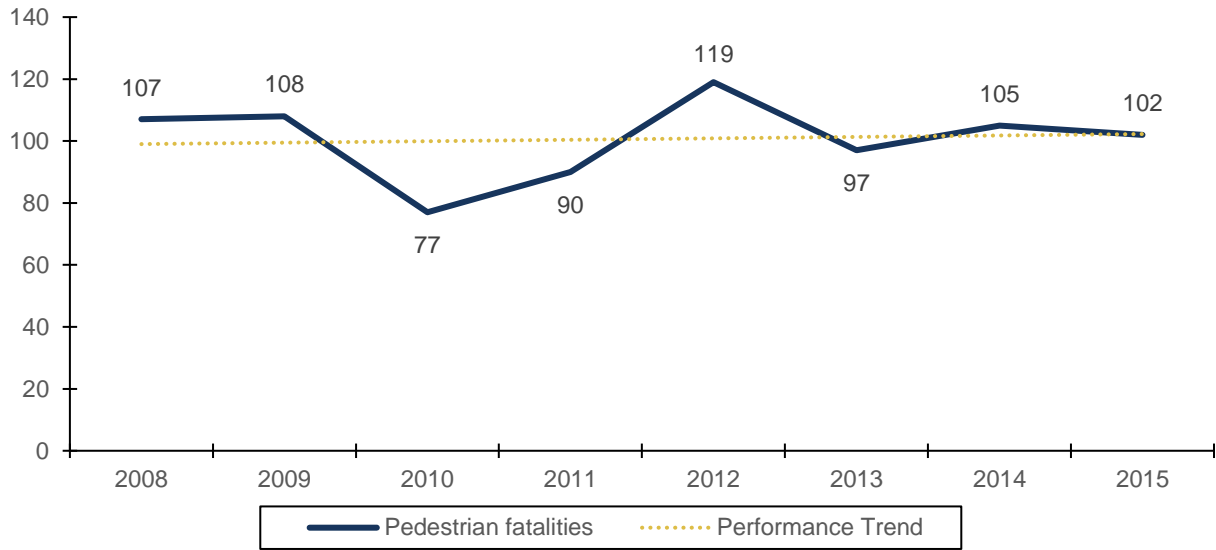
Source: NHTSA STSI/FARS Accessed 11/28/2016.

Figure 2.10 Drivers Age 15-20 Involved in Fatal Crashes



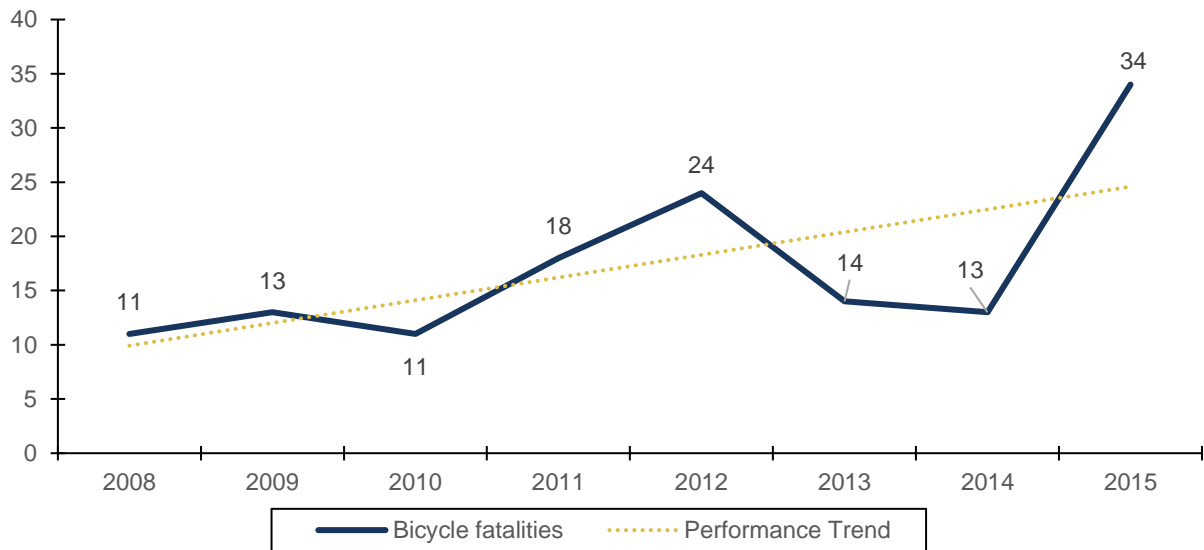
Source: NHTSA STSI/FARS Accessed 11/28/2016.

Figure 2.11 Pedestrian Fatalities



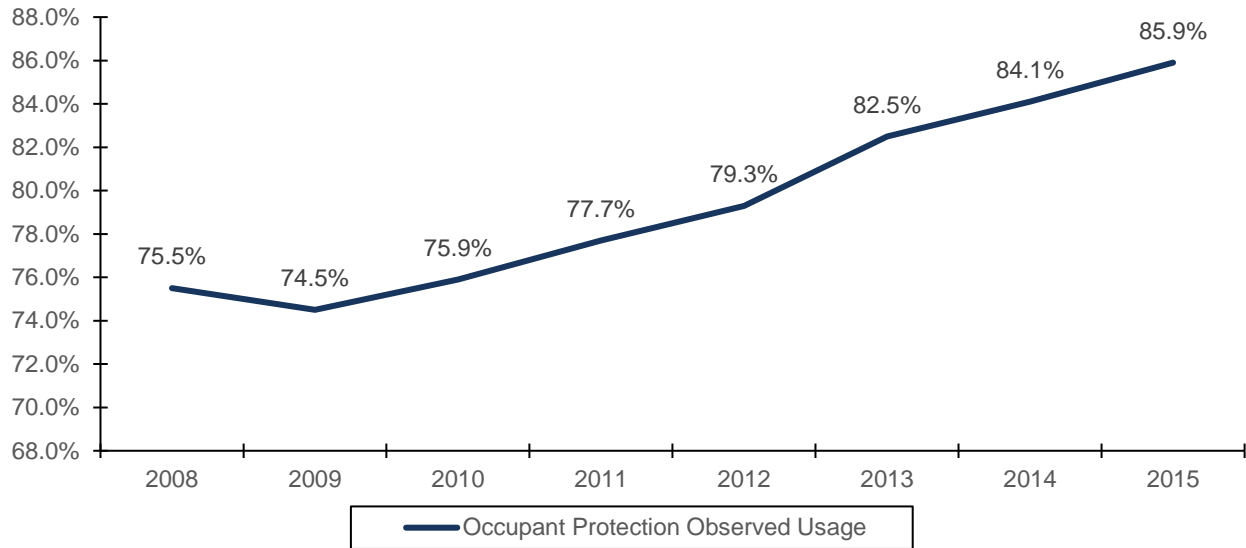
Source: NHTSA STSI/FARS Accessed 11/28/2016.

Figure 2.12 Bicycle Fatalities



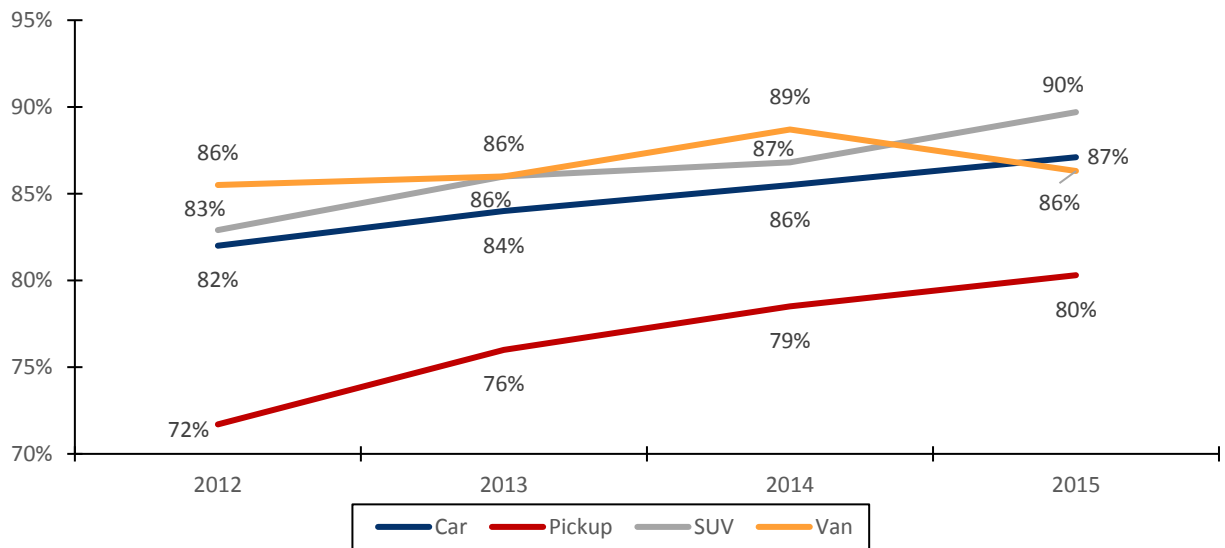
Source: NHTSA STSI/FARS Accessed 11/28/2016.

Figure 2.13 Occupant Protection Observed Usage



Source: Highway Safety Research Group at Louisiana State University. Accessed 11/28/2016.

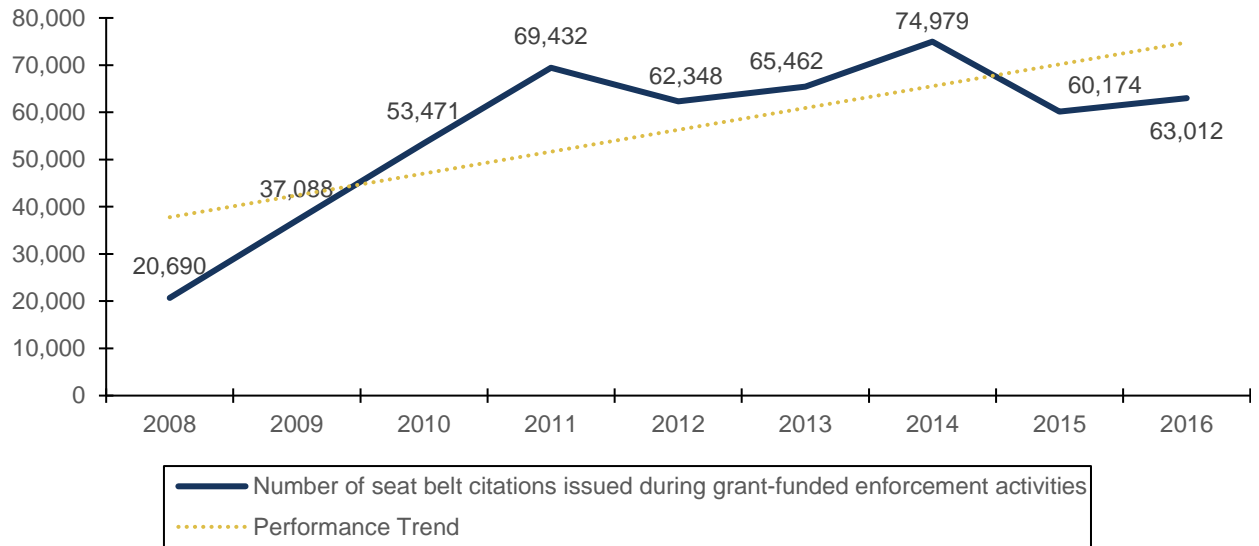
Figure 2.14 Observed Occupant Protection Use by Vehicle Type



Source: Highway Safety Research Group at Louisiana State University. Accessed 11/28/2016.

Louisiana had unprecedented flooding during this federal fiscal year and many agencies were unable to work the previous levels of overtime enforcement, which resulted in less citations and arrests as shown for 2016 in Figures 2.15 through 2.17.

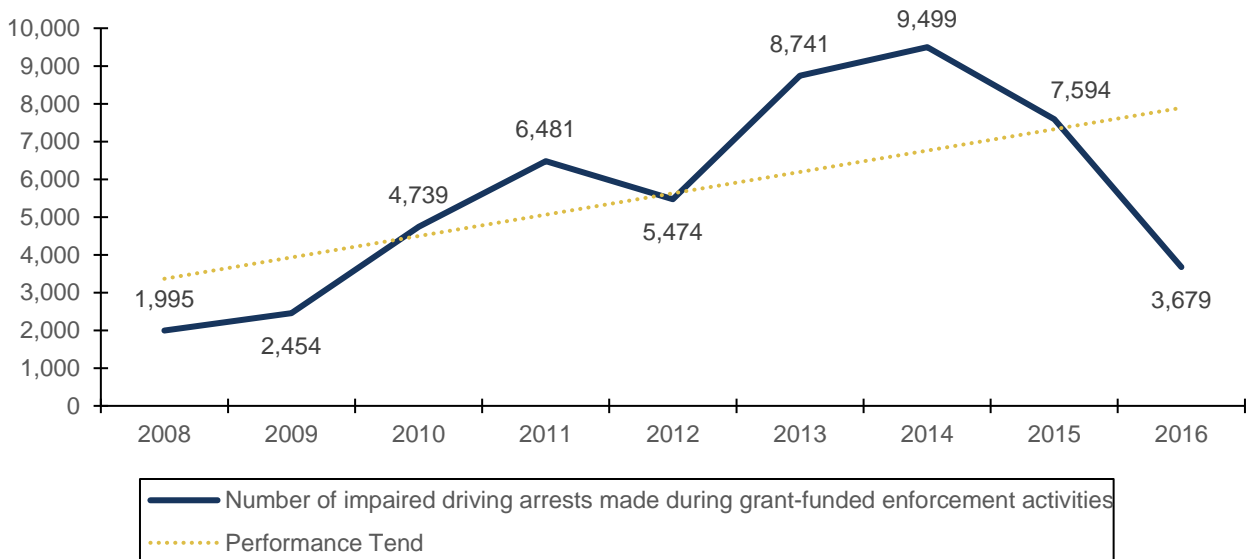
Figure 2.15 Number of Seat Belt Citations Issued During Grant-Funded Enforcement Activities



Source: Highway Safety Research Group at Louisiana State University. Accessed 11/28/2016.

Figure 2.16 shows a decrease in impaired driving arrests. Feedback the LHSC received from law enforcement agencies indicated that it is becoming harder to arrest impaired drivers, and they are seeing more designated drivers at checkpoints and on patrol.

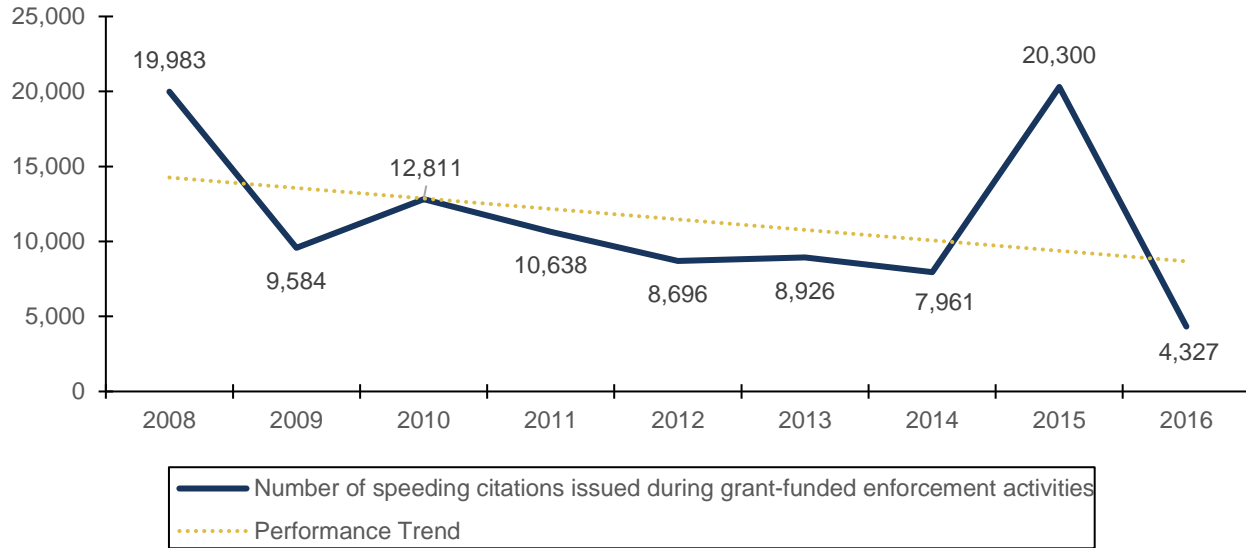
Figure 2.16 Number of Impaired Driving Arrests Made During Grant-Funded Enforcement Activities



Source: Highway Safety Research Group at Louisiana State University. Accessed 11/28/2016.

In 2015, the state allocated more funding to speed enforcement. In 2016, most areas of the State had local speed enforcement overtime funded by the District Attorney Offices. The LHSC decided it was not the best use of 402 resources to fund a high level of speed enforcement, which resulted in the reduced number of speeding citations for 2016 shown in Figure 2.17.

Figure 2.17 Number of Speeding Citations Issued During Grant-Funded Enforcement Activities



Source: Highway Safety Research Group at Louisiana State University. Accessed 11/28/2016.

3.0 Statewide Targets and Results

3.1 FFY 2016 Targets

Louisiana's progress in meeting the ten core performance measures and one behavioral measure is shown in Table 3.1. These performance measures, developed by NHTSA and the GHSA, are documented in the publication: DOT HS 811 025. The performance targets for the FFY 2015 and 2016 HSP are shown in the column titled "Target".

Table 3.1 Progress in Meeting FFY 2016 Performance Targets

Core Performance Measure	Actual						Target	
	2010	2011	2012	2013	2014	2015	2015 HSP	2016 HSP
Total Fatalities	721	680	723	703	740	726	644	639
Total Serious Injuries ^a	13,397	13,474	13,554	13,446	13,447	14,808	12,975	12,528
Fatality rate per 100 Million VMT	1.59	1.46	1.54	1.47	1.53	N/A	1.38	1.25
Rural Fatality rate per 100 Million VMT	2.05	1.73	1.70	1.73	1.94	N/A	1.56	1.38
Urban Fatality rate per 100 Million VMT	1.25	1.26	1.42	1.29	1.24	N/A	1.27	1.17
Unrestrained Passenger Vehicle Occupant Fatalities	284	270	240	248	284	247	241	202
Alcohol-Impaired Driving Fatalities (≥0.08 BAC)	226	219	235	234	247	245	203	174
Speeding-Related Fatalities	239	214	211	193	204	165	206	181
Motorcycle Fatalities	74	80	78	86	83	91	72	77
Unhelmeted Motorcyclist Fatalities	10	14	4	18	10	12	4	12
Drivers Age 15 to 20 Involved in Fatal Crashes	106	93	99	87	80	74	77	65
Pedestrian fatalities	77	90	119	97	105	102	92	92
Bicycle fatalities	11	18	24	14	13	34	29	13

Source: NHTSA STSI/ FARS. Accessed 11/28/2016

^a Serious injuries are comprised of "Code B" and "Code C"

Table 3.2 compares the state's observed seat belt use rate to each year's target. The observational seat belt surveys of Louisiana drivers and front seat passengers was conducted in 2016, however, due to contracting

issues the results were not available at the time of this report. We anticipate the results will be available in early 2017.

Table 3.2 Progress in Observed Seat Belt Use Rate

Behavioral Measure	2010	2011	2012	2013	2014	2015	2016
Statewide Observed Seat Belt Use 2010-2015	75.9%	77.7%	79.3%	82.5%	84.1%	85.9%	N/A
Target		78.0%	77.9%	79.7%	81.3%	84.5%	86.1%

Source: Highway Safety Research Group at Louisiana State University. Accessed 11/28/2016.

Table 3.3 identifies the progress made from 2014 to 2016 in the completeness and timeliness of Louisiana's crash reports.

Table 3.3 LACRASH Achievements

All Crash Reports

Completeness	2014	2015	2016
Driver Information – License Number	98%	98%	99%
Driver Information – Name	100%	100%	100%
Crash Information – Location/GPS	96%	95%	96%
Driver Information – License Class	97%	97%	97%
Driver Information – License State	97%	97%	97%
Vehicle Information – License Plate	99%	99%	99%
Vehicle Information – Registered State	99%	99%	99%
Vehicle Information – VIN	99%	99%	99%
Timeliness	2014	2015	2016
All Crashes (<30 days)	91%	92%	95%
All Fatal Crashes (<30 days)	68%	76%	68%
Overall Crash Report Results	2014	2015	2016
% of Reports Submitted Electronically	96%	97%	98%
Average Days to Submit a Report	11	9	8

Source: Highway Safety Research Group at Louisiana State University. Accessed 11/28/2016.

4.0 Program Results

Evidence Based Enforcement Program Activities

In FFY 2016, the LHSC continued to support and implement evidence based enforcement program activities. A significant portion of Louisiana's highway safety grant funds were awarded to law enforcement agencies, as noted in the programmatic areas below. The LHSC has policies and procedures in place to ensure enforcement resources are used efficiently and effectively to support the targets of the state's highway safety program. Funding decisions for subsequent years are based on the effectiveness of the implementation and performance of each agency's enforcement project that are summarized in this section. Louisiana incorporates an evidence-based approach in its statewide enforcement program through three components; participants involved, data sources, and continuous monitoring.

All enforcement grantees who applied for FFY 2016 funding were vetted by a diverse group of participants across an array of disciplines as outlined in detail in Section 2.2 of the FFY 2016 HSP. The participants involved focused on the selection of evidence-based traffic safety countermeasure proposals and were further enhanced by the program staff at LHSC.

Various data sources were used by LHSC to identify who is overrepresented in crashes as well as when, where, and why crashes are occurring. Data analyses was conducted to identify high-risk populations that may require additional or alternative responses to address traffic safety concerns. All enforcement agencies who received grant funding used a data-driven approach to identify the enforcement issues in their jurisdictions. Data was provided to local law enforcement agencies as part of a statewide problem identification. Agencies also used local data for resource allocation and evidence based enforcement to address the identified problem(s).

To ensure enforcement resources were deployed effectively, law enforcement agencies were directed to implement evidence-based strategies. The LHSC uses the NHTSA publication *Countermeasures That Work: A Highway Safety Countermeasure Guide for State Highway Safety Offices* as a guide for approving proposals with evidenced-based enforcement strategies. Some of Louisiana's broad approaches used in FFY 2016 to address key problem enforcement areas included evidence-based strategies such as targeted enforcement that is focused on specific violations, such as impaired driving, failure to wear seatbelts, and speeding. Additional strategies deployed include enforcement during specific times of day when more crashes occur, nighttime impaired driving checkpoints, and enforcement of high-risk occupant protection populations, such as at night with additional focus on occupant protection of pickup truck occupants. High-visibility enforcement, including participation in the national seat belt and impaired driving mobilizations were also conducted. By implementing these and other strategies that research has shown to be effective, efficient use was made of the available resources to help improve safety on Louisiana's roadways.

To ensure these law enforcement projects remained nimble with the ability to adjust to any situation, various tracking mechanisms were utilized to enable program managers and law enforcement managers with quick insights into the progress of each project. Contact with enforcement agencies was maintained through meetings, conferences, grant monitoring sessions, phone calls, and press events. Progress reports were required from each law enforcement agency receiving grant funding to ensure an understanding of the goals and outcomes of each project. These reports included data on the activities conducted, such as the area and times worked and the number of tickets issued. This monthly monitoring allowed for subtle or major adjustments within each grantee, leaving sufficient time to make adjustments throughout the year if needed to improve traffic safety in Louisiana.

Compilation of Enforcement Activity Results

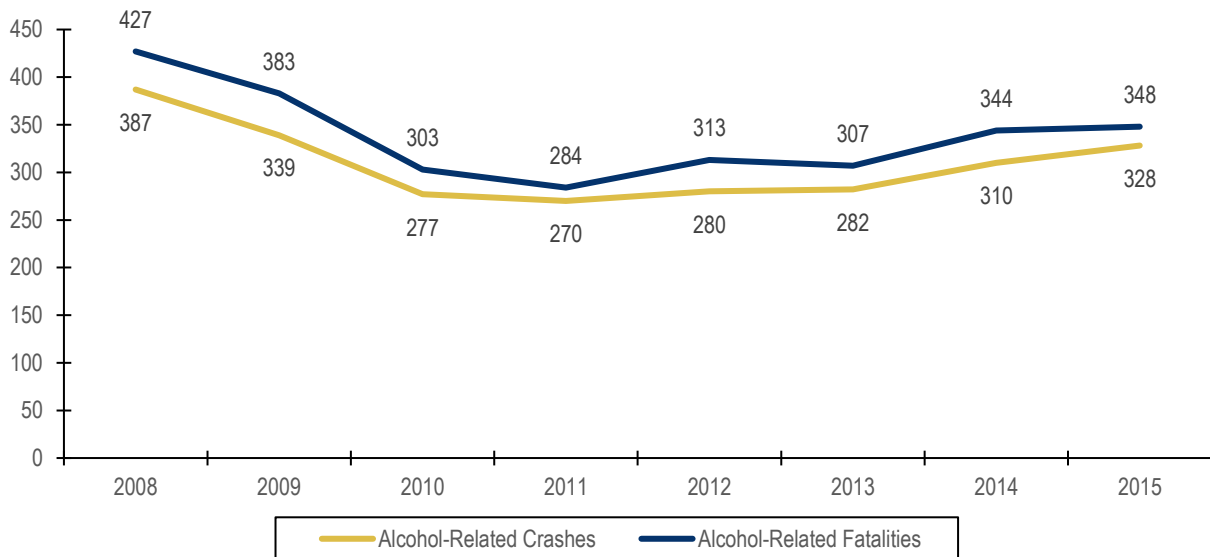
In FFY 2016, 44 law enforcement agencies participated in the national Click It or Ticket campaign and in the Drive Sober or Get Pulled Over campaign. All of the NHTSA funded law enforcement activities resulted in:

- 63,012 Seat Belt Citations
- 3,679 Impaired Driving Arrests
- 4,327 Speeding Citations
- 20 New DRE Officers Trained
- 177 Students Trained in SFST
- 316 Students Trained in ARIDE
- 363 Sobriety Checkpoints Conducted
- 8,687 Hours Worked at Seatbelt Checkpoints

The following subsections of Section 4.0 present pertinent data, performance targets and the programs and projects for each program area addressed in the FFY 2016 Highway Safety Plan.

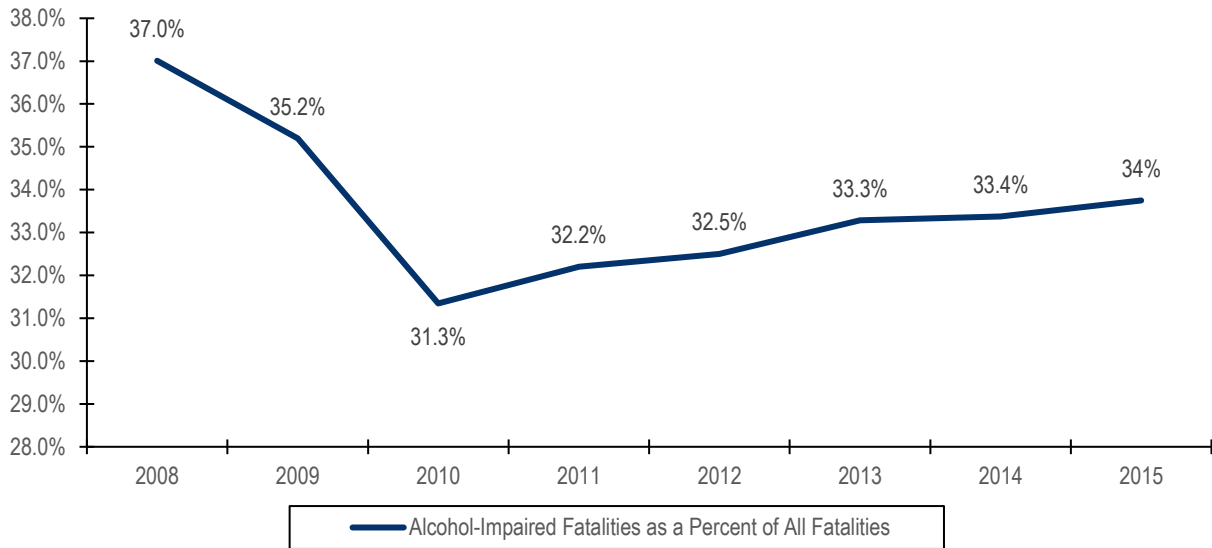
4.1 Impaired Driving Program

Figure 4.1 Alcohol-Related Fatalities and Alcohol-Related Fatal Crashes



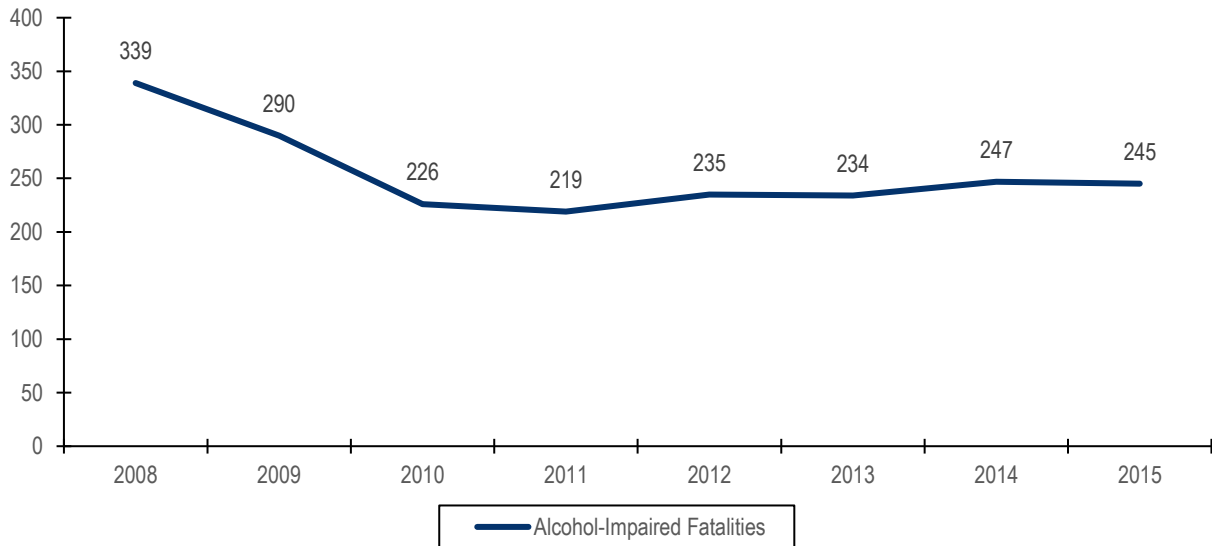
Source: Highway Safety Research Group at Louisiana State University. Accessed 11/28/2016.

Figure 4.2 Alcohol-Impaired Fatalities as a Percent of All Fatalities



Source: NHTSA STSI/FARS Accessed 11/28/2016.

Figure 4.3 Alcohol-Impaired Driving Fatalities (BAC ≥ 0.08)



Source: NHTSA STSI/FARS Accessed 11/28/2016.

Performance Target

- Reduce alcohol-impaired (BAC of 0.08 or above for drivers and motorcyclists) fatalities by 28 percent from 241 (2009-2013 average) to 174 in 2016.

Programs and Projects

Project Number: 2016-10-10

Project Title: Tangipahoa Reshaping Attitudes for Community Change (TRACC)

Project Descriptions: This project, formerly a Safe Communities model, was reconstituted to address the No Refusal Sobriety Enforcement effort in their community. The program provided certified medical technicians to collect evidence (blood draws) when warrants were issued not at sobriety checkpoints. A media component to program called for press releases and media outreach. For the fiscal year, certified technicians were available on 165 different occasions for blood draws (averaging 13+ per month, at least every weekend). Additionally, three press releases were issued throughout the year (Christmas, Mardi Gras and Drive Sober or Get Pulled Over in August), plus 5 billboards were partially funded to display impaired driving messages.

Project Budget/ Source: \$54,450.00/Section 405d Mid

Budget Expended: \$44,811.97/ Section 405d Mid

Project Number: 2016-10-11

Project Title: Impaired Driving Policy Specialist

Project Description: The Impaired Driving Policy Specialist assisted LHSC with the implementation of research-based policies, programs, and practices aimed at reducing impaired driving and the number of related fatalities. The Impaired Driving Policy Specialist assisted the LHSC in the preparation of the MAP-21 Section 405(d) Impaired Driving Countermeasures grant application. The Impaired Driving Policy Specialist also assisted in the management of three of the LHSC-funded DWI courts and assisted with the proper operation of these courts. The Impaired Driving Policy Specialist ensured new and existing DWI courts received the training needed to operate successfully. This person also collaborated with the Louisiana Supreme Court in reference to the DWI courts under their management.

Project Budget/ Source: \$49,000.00/Section 405d Mid

Budget Expended: \$43,610.27/ Section 405d Mid

Project Number: 2016-10-12

Project Title: DWI Awards Program Coordinator

Project Description: The awards* program offers an opportunity to recognize law enforcement officials, court officials, and others who are a vital part of the arrest and proper prosecution of DWI cases. LHSC will fund a coordinator to oversee the program. The FY 2016 program is the seventh Annual LHSC DWI Awards Program.

Project Budget/Source: \$11,000/Section 164AL

* Prior to purchasing any awards, the LHSC works with the NHTSA Regional Office to ensure compliance with Super Circular regulations. If awards are not allowed per federal regulations, the LHSC utilizes state funds to purchase awards.

Budget Expended: \$0.00

The contractor declined to accept the contract. The LHSC will consider implementing this in FFY 2017 with a new contractor or using internal staff.

Project Number: 2016-10-13

Project Title: Prosecutor/Law Enforcement Training Program

Project Description: Through the Louisiana District Attorneys Association (LDAA), the LHSC provided funding for a Traffic Safety Resource Prosecutor (TSRP) to help law enforcement, prosecutors, and judges align their efforts to properly handle DWI cases. Ten training courses were conducted statewide in 2016, reaching 519 prosecutors, 157 law enforcement officers and 129 other stakeholders in the criminal justice environment.

Project Budget/Source: \$238,776.45/Section 405d Mid

Budget Expended: \$236,081.68/ Section 405d Mid

Project Number: 2016-10-14

Project Title: DPS Legal Consultant

This project provided funds for a DPS legal consultant to assist with DWI efforts and implied consent issues. Project related work comprised of 25 percent of the legal consultant's work time. The legal consultant's primary duties included reviewing all administrative implied consent hearing recalls, disseminating information about why a license suspension was over-turned and corrective actions to prevent future occurrences.

Project Budget/Source: \$25,000.00/Section 154AL

Budget Expended: \$18,711.00/ Section 154AL

Project Number: 2016-10-15

Project Title: Louisiana Impaired Driving Assessment Coordinator

Project Description: The March 2009 Impaired Driving Assessment (supplemented by the follow-up 2013 assessment) included a recommendation to designate a lead statewide impaired driving coordinator with the responsibility of leading efforts to reduce and eliminate impaired driving. The LHSC contracted with an Impaired Driving Assessment Implementation Coordinator who has been working on implementing the assessment priority recommendations from both the 2009 and 2013 assessments in conjunction with the many state agencies throughout Louisiana who share a similar mission. In addition, a committee was formed to assist with the implementation of these recommendations. Those priority recommendations for 2015 included:

- Attending and supporting all meetings of the Governor's DWI Task Force;
- Supporting regional safety coalitions, such as the Southeast DWI Task Force, which conducts monthly meetings and annual training for law enforcement and prosecutors;

- Supporting the Office of Motor Vehicles in strengthening reporting of ignition interlock data, this includes attending a national meeting of ignition interlock providers and with Federal officials and law enforcement /judicial personnel;
- Supporting the spread of “No Refusal” policies around the state; and
- Supporting the implementation of Act 288 of 2014 that requires printer printing of all DWI arrestees, which could lead to a statewide tracking system for DWIs.

Project Budget/Source: \$49,900/Section 405d Mid

Budget Expended: \$49,707.28/ Section 405d Mid

Project Number: 2016-10-16

Project Title: No Refusal Blood Draw Program

Project Description: Acadian Ambulance provided trained medical personnel to conduct blood draws at DWI checkpoints and call outs in Lafayette Parish. Having trained personnel stationed at checkpoints significantly decreased the time needed to draw blood had a search warrant been issued.

Project Budget/Source: \$25,000.00/Section 154AL

Budget Expended: \$0.00

Acadian Ambulance was paid a small amount for checkpoint support as a direct payment with the state purchasing card prior to the execution of this contract.

Project Number: 2016-10-17

Project Title: Mothers Against Drunk Driving – Court Monitoring

Project Description: To reduce impaired driving fatalities this program monitored DWI cases throughout the prosecution process in several court jurisdictions. Courts in Baton Rouge City and the 19th Judicial District Courts in East Baton Rouge Parish were monitored on a weekly basis. In addition, courts in St. Tammany, Orleans, Jefferson, Caddo, Bossier, Iberville, Ascension, West Baton Rouge, Livingston, Tangipahoa, Lincoln, Avoyelles, Ouachita and Lafayette parishes were randomly monitored. Court Monitors visited assigned court(s), observed DWI cases, collected pertinent data, entered case information into the court monitoring database, trained and supervised program volunteers, managed monitor “watchdog” calls, and compiled reports on specific data elements as requested. MADD monitored 6,914 impaired driving cases in FFY 2016.

Project Budget/Source: \$198,214.50/Section 164AL

Budget Expended: \$160,852.44/ 164AL

Project Number: 2016-10-18

Project Title: Judicial Outreach Liaison

Project Description: The Judicial Outreach Liaison position was not filled during 2016. This position will undergo the Request for Proposal (RFP) process to be filled in 2017.

Project Budget/Source: \$100,000/Section 154AL (LHSC changed funding to 164AL due to funds available)

Budget Expended: \$0.00

The LHSC was unable to begin the formal process to select a JOL due to workload. The selection of a JOL must be determined by the formal State RFP process and is anticipated to be complete in FFY 2017.

Project Number: 2016-10-19

Project Title: North Louisiana Criminalistics Laboratory Commission

Project Description: The North Louisiana Crime Lab project funds a full-time Forensic Analyst at 100 percent. The Forensic Analyst is Master of Science level toxicologist position. The toxicology position aids in increasing forensic support to law enforcement partners in communities across 29 parishes in northern Louisiana. The position is dedicated 100 percent to traffic safety and responsible for conducting blood and urine alcohol and drug testing on traffic related crashes and DWI cases. The Forensic Analyst processed 58 blood specimen collection kits in 2016.

Project Budget/Source: \$69,072.74/Section 405d Mid

Budget Expended: \$64,669.68/ Section 405d Mid

Project Number: 2016-10-20

Project Title: DWI Court Management Program

Project Description: The Supreme Court's Drug Court Office (SCDCO) provided oversight to Louisiana's 47 Drug Courts. The SCDCO also oversees the majority of the LHSC funded DWI Courts. All courts are required to adhere to the 10 Guiding Principles for DWI Courts, set forth by the National Center for DWI Courts. This includes administrative, fiscal, and programmatic oversight, including data collection conducted through this program.

Project Budget/Source: \$594,304.27/ 405d Mid [Total contract amount changed]

Budget Expended: \$492,231.20/ Section 405d Mid

Project Number: 2016-10-21

Project Title: 14th Judicial District DWI Court

Project Description: The 14th Judicial District DWI Court serves Calcasieu Parish and accepts DWI offenders into a minimum 12-month, or maximum 3-year, treatment program. The court adheres to the 10 Guiding Principles for DWI Courts, set forth by the National Center for DWI Courts.

Project Budget/Source: \$55,000.00/Section 405d Mid

Budget Expended: \$55,000.00/ Section 405d Mid

Project Number: 2016-10-22

Project Title: 4th Judicial District DWI Court

Project Description: The 4th Judicial District DWI Court serves Ouachita and Morehouse Parishes and accepts 3rd offense DWI offenders into a minimum 12-month, or maximum 3-year, treatment program. The court adheres to the 10 Guiding Principles for DWI Courts, set forth by the National Center for DWI Courts.

Project Budget/Source: \$55,000.00/Section 405d Mid

Budget Expended: \$55,000.00/ Section 405d Mid

Project Number: 2016-10-23

Project Title: Terrebonne Parish DWI Court

Project Description: The 32nd Judicial District DWI Court serves Terrebonne Parish and accepts second 1st offenders and 2nd offenders into a minimum 12-month treatment program. DWI offenders receiving a 1st DWI are placed into a probation program and the charge is dismissed, but if a second 1st offense is committed, the offender is then accepted into the DWI court. The court adheres to the 10 Guiding Principles for DWI Courts, set forth by the National Center for DWI Courts.

Project Budget/Source: \$55,000.00/Section 405d Mid

Budget Expended: \$55,000.00/ Section 405d Mid

Project Number: 2016-10-30

Project Title: Alcohol Beverage Control Juvenile Underage Drinking Enforcement Task Force

Project Description: The Juvenile Underage Drinking Enforcement (J.U.D.E.) Task Force addressed the problem of underage drinking in an effort to deter impaired driving in East Baton Rouge (EBR) Parish. The Task Force worked to reduce the number of individuals who use, possess, or manufacture fake or fraudulent identifications for entering a bar/lounge, or to purchase, possess and consume alcoholic beverages. The EBR ABC Agents worked 2,714 overtime enforcement hours in 2016, performed 430 compliance checks, made 328 arrests and issued 55 citations while working overtime hours.

Project Budget/Source: \$136,258.14/Section 405d Mid

Budget Expended: \$103,090.37/ Section 405d Mid

Project Number: 2016-10-31

Project Title: Louisiana Cops in Shops Program

Project Description: The Louisiana Office of Alcohol Tobacco Control (ATC) Cops in Shops Project utilized ATC enforcement agents to conduct additional extensive underage alcohol enforcement efforts statewide on an overtime basis. These efforts reduce the incidence of underage alcohol procurement, thereby reducing

alcohol-impaired fatalities. The ATC agents worked 3,614 overtime enforcement hours performed 4,211 compliance checks and issued 603 citations.

Project Budget/Source: \$165,023.76/Section 405d Mid

Budget Expended: \$140.461.92/ Section 405d Mid

Project Number: 2016-10-32

Project Title: "We've Got Your BAC"

Project Description: The Capital Region Transportation Safety Coalition (CRTSC) planned to offer the "We've Got Your BAC" program that began in April 2015 to survey and educate area drinkers on BAC by inviting drinkers to take part in a PBT demonstration. This local project uses law enforcement volunteers and CRTSC members to test drinkers in the Baton Rouge area and educate them on the consequences of impaired driving and what their BAC actually means. This alcohol awareness education project, which originally was conducted using other funds, was well received by the local press. The State planned to expand this program to other Tier 1 alcohol parishes as a pilot program in FFY 2016 and use pre- and post-surveys of participants to measure effectiveness.

Project Budget/Source: \$2,104.30/Section 164AL

Budget Expended: \$0.00

The Capitol Region Transportation Safety Coalition was unable to implement this project due to legal concerns from the City/Parish Attorney. We believe these concerns have been met and the project will begin in FFY 2017.

Project Number: 2016-10-33

Project Title: DWI Courts Continuation Funds

Project Description: LHSC planned to set aside funds to ensure continuation of current DWI courts and establishment of new courts. Project coordinators manage the DWI Court program. The grant funding provides local courts additional startup costs for the first three years at a minimum level of funding that is reduced on an annual basis down to a minimum level of \$50,000 (the courts are not self-sufficient).

Project Budget/Source: \$187,989.67 Section 405d Mid (Budget changed by LHSC adjusted to funds available)

Budget Expended: \$0.00

No new court applications for start-up funds were received in FFY 2016.

Project Number: 2016-10-34

Project Title: DWI Enforcement Training Specialist

Project Description: This contractor, a retired Baton Rouge PD DWI Task Force Commander, was hired in July 2015 to coordinate the training of all law enforcement personnel around the state in the use of LADRIVING. He worked closely with the System Coordinator, the private vendor, the Office of Motor Vehicles, Division of

Administrative Law and DPS Legal staff. He also assisted the LHSC staff LADRIVING coordinator with identifying issues, problems and system upgrades to LADRIVING. Through September 2016, he conducted 24 training sessions around the state, involving 275 police officers, troopers and deputies. At many of these training sessions, local prosecutors – both city and district – were in attendance to learn about the electronic arrest files they were about to receive. One of the goals of this training is to institute a “Train the Trainer” program where applicable, especially in the larger agencies.

Project Budget/Source: \$49,900.00/Section 154AL

Budget Expended: \$49,021.03/ Section 154AL

Project Number: 2016-10-35

Project Title: Travel/Training Funds for Impaired Driving

Project Description: Funds set aside to send law enforcement and other partners to training and conferences related to impaired driving. Each request will be submitted to the LHSC and must be approved by the Director/Deputy Director.

Project Budget/Source: \$15,100.00/Section 154AL

Budget Expended: \$5,911.43/Section 154AL

Project Number: 2016-10-36

Project Title: Louisiana State Police Crime Lab Equipment

Project Description: This project funded the purchase of three pieces of equipment – a cold storage unit, and two highly technical testing machines – a Shimadzu LCMS 8040 and a Dynex DSX, which are required to perform quantitative testing on blood samples submitted to the Crime Lab. This Lab is the ONLY one in the state that is certified to perform toxicological testing, and 93 percent of the toxicology samples submitted to them involve traffic crashes. (The Lab agreed to pay the remaining 7 percent of the cost of this equipment).

At the end of FFY 2016, only the cold storage had been acquired. This project will continue into FY 2017 with the Crime Lab coordinating their efforts with State Purchasing on the procurement of the two technical pieces of equipment.

Project Budget/Source: \$332,600.00/Section 405d Mid

Budget Expended: \$4,595.00/Section 405d Mid

Project Number: 2016-10-37

Project Title: Automated DWI Processing System (LADRIVING) Coordinator

Project Description: This contractor coordinated the implementation of the LADRIVING project (Electronic DWI Arrest Reporting System) on behalf of LHSC, in conjunction with the Office of Technology Services (OTS). He worked closely with the private vendor, the Office of Motor Vehicles, the DPS Legal staff and the judicial and law enforcement personnel whose agencies were part of the initial rollout. He conducted introductory sessions with law enforcement at several State Police Troops around the state, drawing other law enforcement agencies in attendance from each of those respective areas. In addition, he established and began to maintain

a statistical database of DWI cases in LADRIVING, as well as documenting outstanding issues and problems that the rollout brought. NOTE: This contractor was replaced in mid-year by a full-time salaried OTS employee, supplemented by several OTS programmers.

Project Budget/Source: \$49,900.00/Section 164AL

Budget Expended: \$49,871.22/Section 164AL

Project Number: 2016-10-42

Project Title: LADRIVING DWI Automation Project

Project Description: This project involved the continued supervision and oversight by the Louisiana Office of Technology Services (OTS), on behalf of LHSC, of a private vendor (who been previously selected through an RFP process) in the development and implementation of the LADRIVING project. During FFY 2016, with the private vendor's involvement completed, rollout continued throughout the state. Computer workstations were installed by Technology Services, training of law enforcement and prosecutor personnel was scheduled, and the project essentially began its first full year of implementation. As of September 2016, over 17,000 completed cases had been stored in the LADRIVING database.

Project Budget/Source: \$500,000.00/Section 154AL, \$1,931,898.50/Section 164AL

Budget Expended: \$967,336.00/Section 164AL

Project Number: 2016-30-80

Project Title: Louisiana State Police (LSP) Crash Reduction Grant

Project Description: The LSP worked DWI enforcement throughout Louisiana. Enforcement was coupled with public information officers conducting education and outreach activities. The LSP also worked 3,338 hours of overtime impaired driving enforcement, making 364 impaired driving arrests. LSP public information officers conducted 251 impaired driving related outreach events or press releases. The LSP conducted various training courses that were made available to local law enforcement agencies statewide. The LSP subcontracted with nationally recognized law enforcement training agencies to conduct specific training courses. These training courses included: two SFST Instructor Development Course (41 students), one DRE Certification Courses (20 students), four SFST Certification/Practicum (107 students), seventeen SFST Training Field Courses (177 students), three ARIDE Course (72 students), and eighteen ARIDE Field Courses (244 students).

Project Budget/Source: \$120,120.00/Section 402; \$653,794.90/Section 405d Mid and \$776,820.00/HSIP

Budget Expended: \$67,769.09/Section 402; \$429,673.36/Section 405dMid and \$593,690.58 HSIP

Project Number: 2016-30-10 through 2016-30-53

Project Title: Overtime Traffic Safety Enforcement – Local Law Enforcement

Project Description: Research indicates that high visibility and sustained enforcement continues to be the most effective countermeasure in reducing impaired driving related crashes and fatalities. This project provided 44 grants to local police departments and sheriff's offices for DWI overtime enforcement. All law enforcement agencies that participated in this targeted DWI enforcement program were located in the 16 Tier One Alcohol

Problem ID Parishes. Participating agencies conducted 363 sobriety checkpoints and worked 14,902 checkpoint hours, and 30,820 saturation patrol hours resulting in 3,679 impaired driving arrests. This yearlong enforcement corresponded with both national and state mobilizations. Agencies deployed resources based on crash analysis and made adjustments throughout the year as needed. Law enforcement agencies that participated in this targeted DWI overtime enforcement program are listed below:

-
- | | |
|---|---|
| • Abbeville Police Department; | • Lake Charles Police Department; |
| • Alexandria Police Department; | • Livingston Parish Sheriff's Office; |
| • Baton Rouge Police Department; | • Mandeville Police Department; |
| • Bogalusa Police Department; | • Monroe Police Department; |
| • Bossier City Police Department; | • New Orleans Police Department; |
| • Bossier Parish Sheriff's Office; | • Natchitoches Police Department; |
| • Caddo Parish Sheriff's Office; | • Opelousas Police Department; |
| • Calcasieu Parish Sheriff's Office; | • Patterson Police Department; |
| • Denham Springs Police Department; | • Ponchatoula Police Department; |
| • E. Baton Rouge Parish Sheriff's Office; | • Rapides Parish Sheriff's Office; |
| • Franklinton Police Department; | • Shreveport Police Department; |
| • Gonzales Police Department; | • Slidell Police Department; |
| • Greenwood Police Department; | • Southeastern Louisiana University; |
| • Hammond Police Department; | • St. Charles Parish Sheriff's Office; |
| • Houma Police Department; | • St. Tammany Parish Sheriff's Office; |
| • Iberia Parish Sheriff's Office; | • Tangipahoa Parish Sheriff's Office; |
| • Jefferson Parish Sheriff's Office ; | • Terrebonne Parish Sheriff's Office; |
| • Kenner Police Department; | • Thibodaux Police Department; |
| • Kentwood Police Department; | • Washington Parish Sheriff's Office; |
| • Killian Police Department; | • West Baton Rouge Parish Sheriff's Office; |
| • Lafayette Police Department; | • W. Monroe Police Department; |
| • Lafourche Parish Sheriff's Office; | • Westwego Police Department. |
-

Project Budget/Source: \$2,105,642.66//Section 402; \$2,243,101.50/Section 164AL; \$1,011,844.90/Section 405d Mid \$4,052.50/Section 405d High; and \$1,305,053.75 HSIP (LHSC changed budget after final carryforward)

Budget Expended: 1,177,844.90/Section 402; \$1,646,382.18/Section 164AL; \$575,095.62 Section 405d Mid; \$4,052.50/Section 405d High and \$1,030.487.43/HSIP

Project Number: 2016-55-10

Project Title: Sudden Impact Comprehensive Statewide Project

Project Description: This statewide comprehensive injury prevention program targeted adolescents to decrease the number of alcohol-impaired traffic fatalities, as well as Graduated Driver's Licensing laws, and participation in high-risk behavior that often accompanies driving while intoxicated. The program increased knowledge, created positive attitudes, and influenced healthy decision making skills to help curb impaired driving through a multidisciplinary, multi-tiered approach. The program was in partnership with the Louisiana State Police, the Trauma Team, and Trauma Victims with participation from 15 hospitals and 86 schools. Program effectiveness was measured through pre- and post-tests, which indicated a 19.25 percent difference. Sudden Impact reached 7,753 students at 335 hospital / classroom based presentations, 809 students at 31

on-site presentations, 10,574 students at 22 Mock Crash presentations, 1,880 students at 10 Mock Trial presentations, 590 students at 6 Senior Sessions, and 101 participants in 3 Parent Session presentations. The Sudden Impact Program received the 2016 National Teen Driving Safety Leadership Award from the National Safety Council.

Project Budget/Source: \$82,993.68/Section 405d Mid; and \$154,131.12HSIP

Budget Expended: \$82,300.59/405dMid and \$154,131.16/HSIP

Project Number: 2016-55-11

Project Title: Ready, Set, DRIVE!

Project Description: Ready Set Drive is designed to educate young drivers about the negative effects of distracted driving, underage drinking and impaired driving in an effort to initiate positive behavior change in regards to occupant protection and traffic safety. The program offers innovative approaches to working with young drivers, while facilitating the use of problem solving skills to evaluate driving situations. Methods provide creative examples of active learning techniques for young adults through: PowerPoint presentation, engaging videos, group discussion, driving and impairment simulation, games and activities. The educational program prides itself on its ability to deliver successfully a life-saving, data-driven program to our youth using a fun, unique and hands-on learning style. Results this year include 137 young driver safety presentations; 158 driving simulations; 31 community events, 10 traffic safety campaigns; and 2 youth leadership trainings conducted in four Tier I parishes (Ascension, East Baton Rouge, Livingston, and West Baton Rouge). Combined efforts were successful in reaching 15,179 individuals.

Project Budget/Source: \$172,920.005/Section 402

Budget Expended: \$130,131.77/Section 402

Project Number: 2016-55-12

Project Title: Think First for Teens Program

Project Description: ThinkFirst coordinated and implemented 79 program presentations on underage drinking and impaired driving for youth and young adults to reduce the overall number of alcohol-related and occupant protection fatalities in 2016. These programs were conducted through high schools, colleges/universities, corporate/community traffic safety programs, churches, DWI classes, Juvenile Court, etc. in Northwest Louisiana. Students received first-hand testimony from a VIP speaker on how choices can lead to significant consequences. They are also taught how different areas of the brain can be affected, such as the function of the spinal cord and the basic concepts of paraplegia and quadriplegia, and how they relate the use of alcohol and the consequences of impairment. Through these programs, ThinkFirst reached 8,608 participants. Program effectiveness is measured through pre- and post-tests which indicated a 20 percent increase in knowledge of underage drinking, impaired driving, and 22 percent increase in occupant protection.

Project Budget/Source: \$54,670.00 Section 164AL; and \$54,670.00/HSIP

Budget Expended: \$54,642.87 Section 64A and \$54,642.87/HSIP

Project Number: 2016-55-15

Project Title: Social Norms and Marketing Project (SNAP)

Project Description: The SNAP project combined social norming and marketing theories to reduce alcohol-impaired traffic fatalities. This project focused on five high schools and four universities in alcohol-impaired Tier I parishes in Southern Louisiana. A unique social norming campaign was implemented within each school helping students understand that if they misperceive the norms of a desired group, they are at risk for engaging in problematic behavior. Pre- and post-tests show four out of five students do not engage in alcohol consumption and do not approve of drinking and driving. In 2016, 1,304 pre-tests were turned in to determine social norm perceptions of each participating school and 3,297 high school students and 14,651 college students were reached through peer-to-peer campaigns.

Project Budget/Source: \$133,094.44/Section 402

Budget Expended: \$81,930.81/Section 402

Project Number: 2016-70-00

Project Title: Regional Coalition Programmatic Grants

Project Description: Funds were intended to support data-driven and evidence-based projects proposed by the Regional Traffic Safety Coalitions in the LSP Troop regions that addressed impaired driving initiatives identified in their SHSP regional action plan.

Project Budget/Source: \$60,000.00/Section 154AL and \$60,000.00Section 402

Budget Expended: \$0.00

These funds were intended for programmatic activities to be conducted by the State's nine regional Traffic Safety Coalitions. No viable proposals were received from the Coalitions in FFY 2016.

Project Number: 2016-80-01

Project Title: Paid Media for Impaired Driving

Project Description: The paid media campaign directly supports the enforcement activities and informs the public about impaired driving laws. Paid media outreach (television, radio, print, billboards, and sporting events) is based on data-driven demographic and geographic locations and an analysis of Louisiana traffic crash data. The media outlets utilized may vary slightly by demographic area and campaign in order to reach the targeted audiences. LHSC intended to secure a media contractor to research and develop a year-long media buy plan, implement approved media purchases, and provide all post reporting and affidavits of performance on media purchases. Message recognition was to be measured through attitudinal surveys.

Project Budget/Source: \$522,621.10/405B Low, \$1,515,250.00/154AL, and \$1,234,140/HSIP

Budget Expended: \$0.00

The LHSC is currently selecting a new paid media vendor through the State's formal RFP process. This process will be completed in FFY 2017.

Project Number: 2016-80-02

Project Title: Paid Media Support for Impaired Driving

Project Description: This project provides for duplication and distribution services to support the LHSC paid media for impaired driving enforcement program.

Project Budget/Source: \$20,000.00/Section 405d Mid and \$20,000 Section 405b Low

Budget Expended: \$0.00

This project is on hold pending selection of a new paid media vendor through the State's formal RFP process. This process will be completed in FFY 2017.

Project Number: 2016-80-03

Project Title: LHSC Public Relations

Project Description: LHSC contracted with a public relations firm to provide press releases, opinion editorials, press event coordination, and overall support of the earned and paid media for state and national mobilizations on impaired driving, occupant protection, and the topics of the National Priority Safety Programs. Message recognition was to be measured through attitudinal surveys.

Project Budget/Source: \$24,750/Section 164AL and \$24,750/Section 402

The contractor resigned mid-year and a contractor was assigned in the project following this one.

Budget Expended: \$7,020.00/Section 405dMid and \$5,520.00/Section 402

Project Number: 2016-80-04

Project Title: LHSC Public Relations

Project Description: LHSC contracted with a second public relations firm to provide press releases, opinion editorials, press event coordination, and overall support of the earned and paid media for state and national mobilizations on impaired driving, occupant protection, and the topics of the National Priority Safety Programs. Attitudinal surveys were used to measure message recognition.

Project Budget/Source: \$17,842.00/Section 405d Mid and \$22,158.00/Section 402

Budget Expended: \$9,312.00/Section 405d Mid and \$15,663.75/Section 402

4.2 Occupant Protection Program

Louisiana sought to increase the statewide-observed seatbelt use rate to 86.1 percent in 2016. Table 4.1 shows observed usage by region through 2015. Unfortunately, the surveys were not conducted in FFY 2016 due to contracting issues.

Table 4.1 Adult Observed Seatbelt Usage

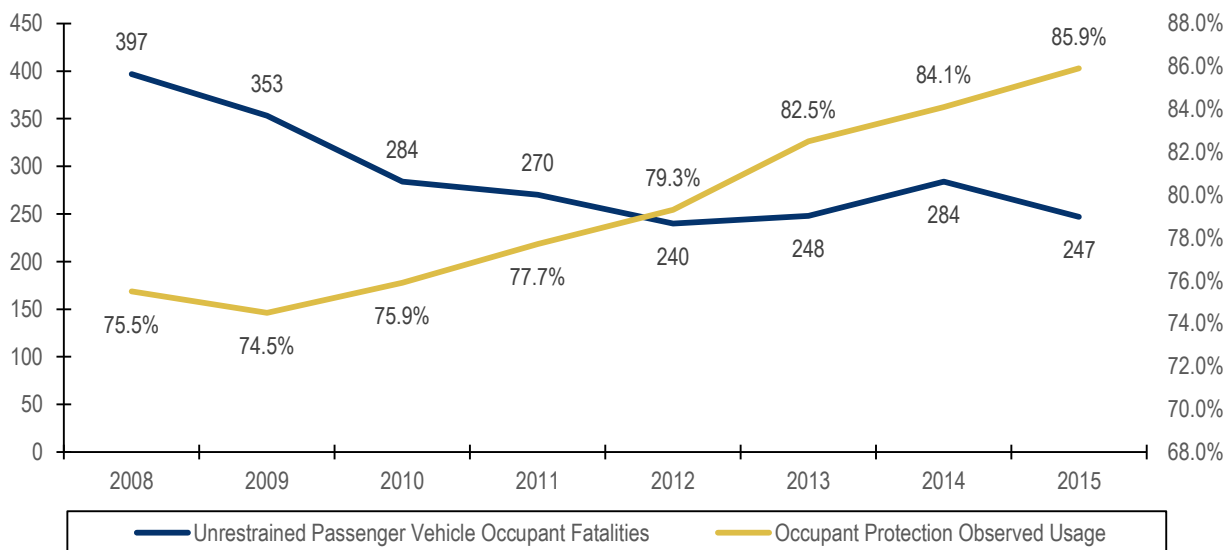
All Vehicles and All Locations

Region	2006	2007	2008	2009	2010	2011	2012	2013	2014	2015	2016
1- New Orleans	71.2%	73.1%	68.2%	73.7%	72.6%	74.9%	81.2%	78.1%	81.0%	82.4%	N/A
2- Baton Rouge	73.8%	76.4%	79.0%	74.6%	77.6%	78.5%	73.5%	82.7%	84.4%	83.0%	N/A
3- Houma	79.0%	78.1%	89.1%	76.0%	76.8%	79.6%	80.4%	85.5%	87.7%	91.2%	N/A
4- Lafayette	78.2%	78.6%	79.5%	76.1%	77.0%	80.5%	83.7%	81.7%	85.0%	82.5%	N/A
5- Lake Charles	73.3%	71.3%	72.5%	77.3%	74.2%	74.8%	85.6%	91.0%	89.9%	85.6%	N/A
6- Alexandria	71.5%	72.6%	71.6%	76.9%	71.8%	74.8%	72.8%	83.4%	70.9%	87.3%	N/A
7- Shreveport	77.8%	76.0%	72.6%	71.8%	78.6%	78.2%	79.8%	83.6%	87.9%	89.4%	N/A
8- Monroe	73.2%	72.5%	70.4%	71.3%	74.7%	77.8%	62.5%	81.0%	74.8%	84.2%	N/A
Louisiana	74.8%	75.2%	75.5%	74.5%	75.9%	77.7%	79.3%	82.5%	84.1%	85.9%	N/A

Source: Highway Safety Group at Louisiana State University. Accessed 12/2/2015.

Figure 4.4 compares observed seat belt use to unrestrained fatalities from 2008 through 2015.

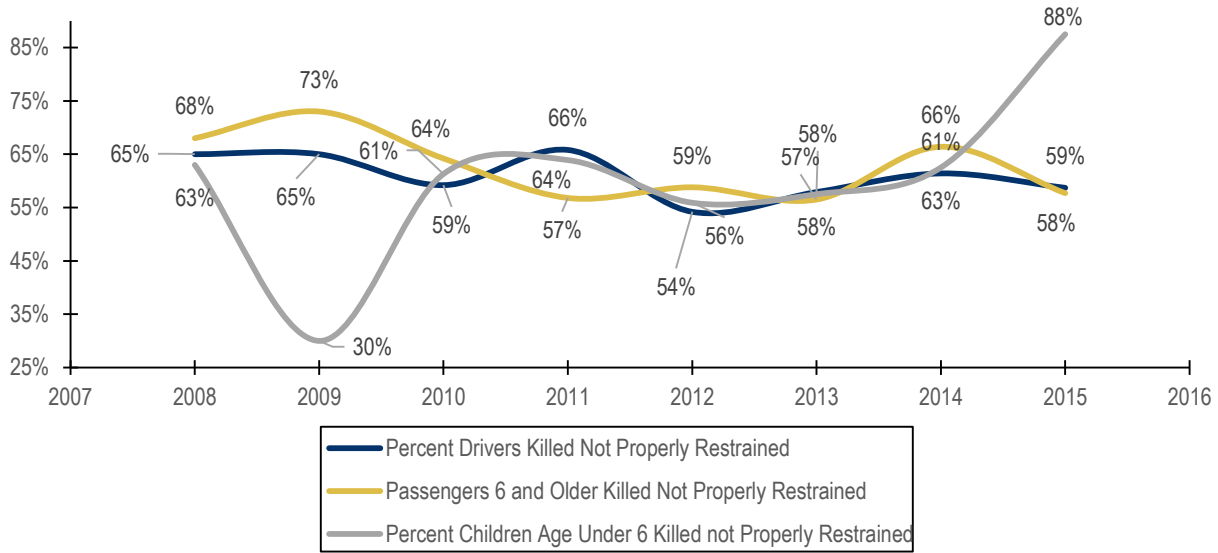
Figure 4.4 Observed Seat Belt Use and Unrestrained Fatalities



Source: Highway Safety Group at Louisiana State University. Accessed 11/28/2016. NHTSA STSI/FARS Accessed 11/28/2016.

Figure 4.5 on the next page shows the percent of unrestrained fatalities for drivers, passengers six years of age and older, and passengers under 6 year old.

Figure 4.5 Percent of Fatalities Unrestrained



Source: NHTSA STSI/FARS Accessed 11/28/2016.

Performance Targets

- Reduce unrestrained passenger fatalities by 28 percent from 279 (2009-2013 average) to 202 in 2016.
- Increase the statewide-observed seatbelt use of front seat outboard occupants in passenger vehicles two percentage points, from 84.1 percent in 2014 to 86.1 percent in 2016.

Programs and Projects

Project Number: 2016-20-10

Project Title: LHSC Program Surveys

Project Description: Statewide observational surveys to determine adult seat belt usage, including a nighttime observational survey, and motorcycle helmet usage and attitudinal surveys on impaired driving, occupant protection, and speed were planned for FFY 2016. Funds were to provide for administrative and logistical support, personnel, and materials to complete the surveys. After completion of the data collection, the selected vendor enters, tabulates, and analyzes the data then develops a final report of the surveys. The vendor for this project is selected through a competitive Request for Proposal process.

Project Budget/Source: \$175,000/Section 405b Low

Budget Expended: \$0.00

LHSC completed the RFP to hire a contractor to conduct the surveys late in FFY 2016. The results of the surveys were not available at the time of this report.

Project Number: 2016-20-11

Project Title: Louisiana Passenger Safety Task Force

Project Description: The Louisiana Passenger Safety Task Force (LPSTF) provided a centralized resource for all occupant protection and child passenger safety (CPS) activities and education. In 2016, LPSTF maintained a database of all Louisiana CPS technicians, assured the recertification of technicians occurred every two years, conducted quarterly regional meetings, provided six Standardized Child Passenger Safety Instructor/Technician Courses and supported certification of fitting stations in each region. One hundred and forty-five technicians were trained or recertified, three new instructors were certified, and 3,446 seats were checked. Nine national seat check events were held and 262 seats were checked or installed. The Louisiana Passenger Safety Task Force has also joined a private partnership with Sonic restaurants which yielded 14 events where 463 child seats were distributed.

Project Budget/Source: \$249,900.00/Section 405b Low

Budget Expended: \$225,986.37/Section 405b Low

Project Number: 2016-20-12

Project Title: Hispanic Outreach Occupant Protection

Project Description: To educate the Hispanic population in the Rapides and Natchitoches parish areas about the importance of wearing a seat belt and using child passenger safety restraints, the Hispanic Committee of the South (HSC) conducted monthly occupant protection campaigns in churches, community centers and the HSC office to inform parents about child passenger safety laws. The HSC also distributed Spanish educational materials to Hispanic families, conducted child safety seat clinics every other month, promoted a Buckle Up Latino Campaign to increase seat belt usage, distributed 151 child safety seats at clinics and participated in seven local events to promote and distribute occupant protection educational materials in Spanish to the Hispanic community.

Project Budget/Source: \$62,700.00/Section 405b Low

Budget Expended: \$59,498.39/Section 405b Low

Project Number: 2016-20-13

Project Title: YMCA Highway Safety Initiative: Hispanic Outreach Occupant Protection Program (New Orleans area)

Project Description: Funds were used to educate the Hispanic population in the Greater New Orleans area to raise awareness of the importance of wearing a seat belt and using child passenger safety restraints. The YMCA accomplishments include raising awareness through community outreach, partnering with the Louisiana Passenger Safety Task Force (LPSTF) and the New Orleans Police Department (NOPD) to host two car seat events, participating in five community events to promote occupant protection, and distributing language appropriate materials targeting specific populations (such as young adults, pregnant moms, churches, clinics), etc. This project has built upon their existing services to reach additional clients throughout the year.

Project Budget/Source: \$51,698.90/Section 405b Low

Budget Expended: \$49,484.33/Section 405b Low

Project Number: 2016-20-14

Project Title: Seat Belt Center

Project Description: The purpose of this program was to provide seatbelt education to the public and distribute child restraints to the largely unrestrained population of Orleans Parish (New Orleans). During the fiscal year, the EMS unit trained four EMS employees as Child Passenger Safety Technicians; distributed 75 child restraints and provided instruction on how to properly utilize them; conducted four mock vehicle seat demonstrations to large groups; and coordinated their efforts with local media to ensure citywide coverage of their efforts. Additionally, the EMS unit partnered with the Louisiana State Police and the University Medical Center Trauma Prevention section to host at least bi-weekly (often weekly) inspection/fitting stations at EMS Headquarters. This resulting in the checking of least 20 seats per month.

Project Budget/Source: \$36,080.00/Section 405b Low

Budget Expended: \$26,069.81/Section 405b Low

Project Number: 2016-20-16

Project Title: Rock the Belt

Project Description: Three Livingston Parish high schools were challenged to compete in an effort to get more students to wear seat belts. Students were exposed to occupant protection PSA's, posters, flyers, participated in occupant safety contests, and contributed to occupant safety social media campaigns. In the pre-observational survey at Denham Springs High School 58 percent of students were un-buckled, at Live Oak High School 36 percent of students were un-buckled, and at Walker High School 20 percent of students were un-buckled. In the post-observational survey, a 38 percent decrease in lack of seatbelt use was noted at Denham Springs High School, Walker High School remained the same at 20 percent, and Live Oak High School non-usage increased. There were significantly less students observed in the post-observational survey due to end of the school year activities. This issue is being resolved for FFY 2017.

Project Budget/Source: \$3,373.70/HSIP

Budget Expended: \$2,338.63/HSIP

Project Number: 2016-30-10 through 2016-30-53

Project Title: Overtime Traffic Safety Enforcement – Local Law Enforcement

Project Description: Local law enforcement agencies conducted overtime enforcement of traffic safety laws using checkpoints and saturation patrols throughout FFY 2016 and during state and national enforcement periods. All overtime enforcement programs were data driven to reduce the number of alcohol-impaired fatalities, unrestrained fatalities, and speeding fatalities in the areas most at risk. In 2016, 44 law enforcement agencies participated in this program across Louisiana.

Research shows that high visibility and sustained enforcement continues to be the most effective countermeasure in increasing seat belt usage. This project provided funding to 44 local police departments

and sheriff's offices for occupant protection overtime enforcement. All law enforcement agencies participating in this targeted occupant protection overtime enforcement program utilized data to identify areas of critical need and focused on areas with known lower seatbelt usage. Agencies deployed resources based on crash analysis and made adjustments throughout the year as needed. Participating agencies conducted checkpoints, saturation patrols, and yearlong enforcement to correspond with both national and state mobilizations. Law enforcement agencies worked 36,320 hours of saturation patrol and 8,687 hours at seatbelt checkpoints, issuing 57,904 adult seatbelt citations and 5,108 child passenger seat citations. Law enforcement agencies that participated in this targeted occupant protection overtime enforcement program are listed below:

-
- | | |
|---|---|
| • Abbeville Police Department; | • Lake Charles Police Department; |
| • Alexandria Police Department; | • Livingston Parish Sheriff's Office; |
| • Baton Rouge Police Department; | • Mandeville Police Department; |
| • Bogalusa Police Department; | • Monroe Police Department; |
| • Bossier City Police Department; | • New Orleans Police Department; |
| • Bossier Parish Sheriff's Office; | • Natchitoches Police Department; |
| • Caddo Parish Sheriff's Office; | • Opelousas Police Department; |
| • Calcasieu Parish Sheriff's Office; | • Patterson Police Department; |
| • Denham Springs Police Department; | • Ponchatoula Police Department; |
| • E. Baton Rouge Parish Sheriff's Office; | • Rapides Parish Sheriff's Office; |
| • Franklinton Police Department; | • Shreveport Police Department; |
| • Gonzales Police Department; | • Slidell Police Department; |
| • Greenwood Police Department; | • Southeastern Louisiana University; |
| • Hammond Police Department; | • St. Charles Parish Sheriff's Office; |
| • Houma Police Department; | • St. Tammany Parish Sheriff's Office; |
| • Iberia Parish Sheriff's Office; | • Tangipahoa Parish Sheriff's Office; |
| • Jefferson Parish Sheriff's Office ; | • Terrebonne Parish Sheriff's Office; |
| • Kenner Police Department; | • Thibodaux Police Department; |
| • Kentwood Police Department; | • Washington Parish Sheriff's Office; |
| • Killian Police Department; | • West Baton Rouge Parish Sheriff's Office; |
| • Lafayette Police Department; | • W. Monroe Police Department; |
| • Lafourche Parish Sheriff's Office; | • Westwego Police Department |
-

Project Budget/Source: \$2,105,642.66/Section 402; \$2,243,101.50/Section 164AL; \$1,011,844.90/Section 405d Mid; and \$1,305,053.75 HSIP

Budget Expended: \$1,177,844.90/Section 402; \$1,646,382.18/Section 164AL; \$575,095.62 Section 405d Mid; \$4,052.50/Section 405d High and \$1,030.487.43/HSIP

Project Number: 2016-30-80

Project Title: Louisiana State Police (LSP) Crash Reduction Grant

Project Description: The LSP worked occupant protection enforcement throughout Louisiana. Enforcement was coupled with public information officers conducting education and outreach activities. The LSP worked 8,572 hours of occupant protection overtime enforcement, conducted four occupant protection checkpoints, and issued 15,869 seatbelt and child passenger citations. LSP public information officers conducted 267 occupant protection related outreach events or press releases. The LSP planned and conducted various

training courses that were made available to local law enforcement agencies statewide. The LSP subcontracted with a nationally recognized law enforcement training agency to conduct one Radar Instructor Development Course that trained 25 students.

Project Budget/Source: \$120,120.00/Section 402; \$653,794.90/Section 405d Mid and \$776,820.00/HSIP

Budget Expended: \$58,029.11/Section 402; \$429,673.36/Section 405dMid and \$593,690.58 HSIP

Project Number: 2016-55-10

Project Title: Sudden Impact Comprehensive Statewide Project

Project Description: This statewide comprehensive injury prevention program targeted adolescents to decrease the number of alcohol-impaired traffic fatalities, as well as Graduated Driver's Licensing laws, and participation in high-risk behavior that often accompanies driving while intoxicated. The program increased knowledge, created positive attitudes, and influenced healthy decision making skills to help curb impaired driving through a multidisciplinary, multi-tiered approach. The program was in partnership with the Louisiana State Police, the Trauma Team, and Trauma Victims with participation from 15 hospitals and 86 schools. Program effectiveness was measured through pre- and post-tests, which indicated a 19.25 percent difference. Sudden Impact reached 7,753 students at 335 hospital / classroom based presentations, 809 students at 31 on-site presentations, 10,574 students at 22 Mock Crash presentations, 1,880 students at 10 Mock Trial presentations, 590 students at 6 Senior Sessions, and 101 participants in 3 Parent Session presentations. The Sudden Impact Program received the 2016 National Teen Driving Safety Leadership Award from the National Safety Council.

Project Budget/Source: \$82,993.68 Section 164AL; \$154,131.00 HSIP

Budget Expended: \$82,300.59/405dMid and \$154,131.16/HSIP

Project Number: 2016-55-11

Project Title: Ready, Set, DRIVE!

Project Description: Ready Set Drive is designed to educate young drivers about the negative effects of distracted driving, underage drinking and impaired driving in an effort to initiate positive behavior change in regards to occupant protection and traffic safety. The program offers innovative approaches to working with young drivers, while facilitating the use of problem solving skills to evaluate driving situations. Methods provide creative examples of active learning techniques for young adults through: PowerPoint presentation, engaging videos, group discussion, driving and impairment simulation, games and activities. The educational program prides itself on its ability to successfully deliver a life-saving, data-driven program to our youth using a fun, unique and hands-on learning style. Results this year include 137 young driver safety presentations; 158 driving simulations; 31 community events, 10 traffic safety campaigns; and 2 youth leadership trainings conducted in four Tier I parishes (Ascension, East Baton Rouge, Livingston, and West Baton Rouge). Combined efforts were successful in reaching 15,179 individuals.

Project Budget/Source: \$172,920.00/Section 402

Budget Expended: \$130,131.77/Section 402

Project Number: 2016-55-12

Project Title: Think First for Teens Program

Project Title: Think First for Teens Program

Project Description: ThinkFirst coordinated and implemented 79 program presentations on underage drinking and impaired driving for youth and young adults to reduce the overall number of alcohol-related and occupant protection fatalities in 2016. These programs were conducted through high schools, colleges/universities, corporate/community traffic safety programs, churches, DWI classes, Juvenile Court, etc. in Northwest Louisiana. Students received first-hand testimony from a VIP speaker on how choices can lead to significant consequences. They are also taught how different areas of the brain can be affected, such as the function of the spinal cord and the basic concepts of paraplegia and quadriplegia, and how they relate the use of alcohol and the consequences of impairment. Through these programs, ThinkFirst reached 8,608 participants. Program effectiveness is measured through pre- and post-tests which indicated a 20 percent increase in knowledge of underage drinking, impaired driving, and 22 percent increase in occupant protection.

Project Budget/Source: \$54,670/Section 164AL and \$54,670/HSIP

Budget Expended: \$54,642.87 Section 64A and \$54,642.87/HSIP

Project Number: 2016-55-13

Project Title: Sheriff's Safety Town – Caddo Parish

Project Description: This program continued to increase occupant protection awareness among children and adults across Northwest Louisiana. Funding was used to purchase educational materials for distribution to participants at the Sheriff's with total attendance of 5,537 participants.

Project Budget/Source: \$7,788/Section 402

Budget Expended: \$7,788.00/Section 402

Project Number: 2016-70-00

Project Title: Regional Coalition Programmatic Grants

Project Description: Funds were intended to support Regional Traffic Safety Coalition projects that addressed impaired driving and occupant protection initiatives identified in their SHSP regional action plan.

Project Budget/Source: \$60,000.00/Section 154AL and \$60,000.00/Section 402

Budget Expended: \$0.00

These funds were intended for programmatic activities by the State's nine regional Traffic Safety Coalitions. No viable proposals were received from the Coalitions in FFY 2016.

Project Number: 2016-80-01

Project Title: Paid Media for Occupant Protection

Project Description: The paid media campaign directly supports the enforcement activities and informs the public about occupant protection laws. Paid media outreach (television, radio, print, billboards, and sporting events) is based on data-driven demographic and geographic locations and an analysis of Louisiana traffic crash data. The LHSC intended to secure a media contractor will research and develop a year-long media buy plan, implement approved media purchases, and provide all post reporting and affidavits of performance on media purchases. Message recognition was to be measured through attitudinal surveys

Project Budget/Source: \$522,621.10/Section 405b Low; \$1,515,250.00/154AL, and \$1,234,140.60/HSIP

Budget Expended: \$0.00

The LHSC is in the process of selecting a new paid media vendor through the State's formal RFP process. This process will be completed in FFY 2017.

Project Number: 2016-80-02

Project Title: Paid Media Support for Occupant Protection

Project Description: This project was intended to provide for duplication and distribution services to support the LHSC paid media program for occupant protection enforcement.

Project Budget/Source: \$20,000.00/Section 405d Mid and \$20,000.00 Section 405b Low

Budget Expended: \$0.00

This project is pursuant to the process of selecting a new paid media vendor through the State's formal RFP process. This process will be completed in FFY 2017.

Project Number: 2016-80-03

Project Title: LHSC Public Relations

Project Description: LHSC contracted with a Public Relations firm to provide press releases, opinion editorials, press event coordination, and overall support of the earned and paid media and the national mobilizations on Impaired Driving, Occupant Protection, and the topics of the National Priority Safety Programs. Message recognition was to be measured through attitudinal surveys.

Project Budget/Source: \$24,750.00/Section 164AL and \$24,750.00/Section 402

The contractor resigned mid-year and a contractor was assigned in the project following this one.

Budget Expended: \$7,020.00 Section 405d Mid/\$5,520.00 Section 402

Project Number: 2016-80-04

Project Title: LHSC Public Relations

Project Description: LHSC contracted with a second public relations firm to provide press releases, opinion editorials, press event coordination, and overall support of the earned and paid media for state and national mobilizations on impaired driving, occupant protection, and the topics of the National Priority Safety Programs. Attitudinal surveys were used to measure message recognition.

Project Budget/Source: \$24,750/Section 164AL and \$24,750/Section 402

Budget Expended: \$9,312.00/Section 405d Mid and \$15,663.75/Section 402

4.3 Traffic Records Improvement Program

The LHSC continued to partner with the Traffic Records Coordinating Committee (TRCC) to improve the state's traffic records information systems. In FFY 2016, the TRCC focused on improvements to the EMS/injury surveillance and citation/adjudication systems. The following five performance targets were met or exceeded in FFY 2016:

- The percentage of EMS patient care reports submitted electronically to the Louisiana Emergency Response Network containing all critical data elements increased from 47 percent on March 31, 2015 to 81 percent by March 31, 2016.
- The number of EMS providers submitting injury surveillance data electronically to the Louisiana Emergency Response Network increased from 17 on March 15, 2015 to 27 agencies by March 31, 2016.
- The median days from the CDL violation date on the citation¹ to the date the CDL violation is adjudicated by the court, decreased from 82 days in 2013 to 77 days in calendar year 2015.
- The median days from the date a DWI is adjudicated with final disposition by the court to the date the disposition is loaded into the Louisiana Supreme Court's traffic repository decreased from 32 days in calendar year 2013 to 30 days in calendar year 2015.
- The number of courts submitting traffic citation adjudication data electronically increased from 38 courts in 2014 to 42 courts in calendar year 2015.

While two targets were not met, improvement was made in each area since 2013, they include:

- The median days from the violation date on the citation² to the date the violation is adjudicated by the court decreased from 80 days in calendar year 2013 to 79 days in calendar year 2015.
- The percentage of DWI traffic conviction records with no errors in critical data elements for reportable violations as determined by the OMV from increased 71 percent in calendar year 2013 to 73 percent in calendar year 2015.

¹ Traffic ticket violations are defined as A, B or C Class violations and do not include DWI violations

² Traffic ticket violations are defined as D and E Class violations and do not include DWI or CDL violations

All performance targets supported the State's 2016 Section 405c grant application. Louisiana's progress in each area is noted after each target.

Performance Targets

- Increase the percentage of EMS patient care reports submitted electronically to the Louisiana Emergency Response Network contains all critical data elements from 47 percent on March 31, 2015 to 55 percent by March 31, 2016.
- Increase the number of EMS providers submitting injury surveillance data electronically to the Louisiana Emergency Response Network from 17 on March 15, 2015 to 25 agencies by March 31, 2016.
- Decrease the median days from the violation date on the citation to the date the violation is adjudicated by the court from 80 days in calendar year 2013 to 73 days in calendar year 2015.
- Decrease the median days from the CDL violation date on the citation to the date the CDL violation is adjudicated by the court, from 82 days in 2013 to 75 days in calendar year 2015.
- Decrease the median days from the date a DWI is adjudicated with final disposition by the court to the date the disposition is loaded into the Louisiana Supreme Court's traffic repository from 32 days in calendar year 2013 to 30 days in calendar year 2015.
- Increase the percentage of DWI traffic conviction records with no errors in critical data elements for reportable violations as determined by the OMV from 71 percent in calendar year 2013 to 75 percent in calendar year 2015.
- Increase the number of courts submitting traffic citation adjudication data electronically from 38 courts in 2014 to 42 courts in calendar year 2015.

Programs and Projects

Project Number: 2016-40-01

Project Title: DPS Data Processing Technical Support

Project Description: This position, which was promulgated as an open-ended Memorandum of Understanding with OTS from FY 2014, worked to upload, maintain and troubleshoot the State Police Crash database; worked with the State Police Troops, Traffic Records and Radio Maintenance in solving crash reporting problems. This position also assisted LHSC in preparing and programming reports and electronic enhancements as requested.

Project Budget/Source: \$125,000/Section 402

Budget Expended: \$37,630.84/Section 402

Project Number: 2016-40-11

Project Title: Improve Data Accessibility

Project Description: The Highway Safety Research Group conducted projects that helped the State measure and improve the dissemination of crash data to decision-makers. Some of the more salient accomplishments during the year included:

- Continued employment of a full-time Traffic Records Coordinator, whose job was administering, directing, planning, prioritizing, managing and evaluating the statewide multi-faceted highway safety information programs and projects.
- Hiring of two graduate assistants to address the issues of HSRG Business Intelligence, websites and GIS projects.
- Hiring of a full-time computer analyst to assist with the traffic records and LACRASH effort.
- (LACRASH is the electronic crash reporting system developing previously by the HSRG and utilized by over 75 percent of law enforcement in the state). NOTE: The overall statewide usage of electronic crash reporting by police is about 95 percent, with the Louisiana State Police utilizing their own software and accounting for the other 20 percent of this total).
- Hosting of four quarterly TRCC (Traffic Records Coordinating Committee) meetings that were normally attended by 20-30 traffic records stakeholders from around the state.
- Attendance (and program presentations) by 15 TRCC-related individuals at the annual Traffic Records Forum in Baltimore, Maryland, held in August 2016.
- Purchase of updated VIN data for use in the LACRASH software.
- Purchase of four servers to assist the HSRG in storing and processing traffic crash data.
- Continual maintenance and upgrading of the HSRG website, to include a detailed yearly summary of the 2015 traffic crash data.

Project Budget/Source: \$370,000.00/Section 405c

Budget Expended: \$279,381.06/Section 405c

Project Number: 2016-40-12

Project Title: Traffic Records Initiatives Fund

Project Description: The TRCC approves the expenditure of traffic records funds (Sections 408 and 405c) as they relate to the TRCC Strategic Plan Initiatives that include:

- Improve Data Accessibility
- Electronic Citations

- Meeting and Conference Support for TRCC-related Initiatives
- Traffic Crash Report Revision
- Court Management
- EMS/Injury Surveillance Data Needs and System Integration

All planned projects will be submitted to NHTSA for review prior to awarding.

Project Budget/Source: \$2,173,500.00/Section 405c

Budget Expended: \$0.00

The project was proposed in FFY 2016 but due to negotiations between LHSC and Louisiana State University, the contract is being implemented in FFY 2017.

Project Number: 2016-40-14

Project Title: TRCC Meeting Conference Support

Project Description: This funding source, in conjunction with specific travel funding that was part of the HSRG Project, was used to supplement the HSRG in hosting traffic records-related meetings and travel (most notably the annual ATSIP Traffic Records Forum, held in August 2016 in Baltimore, Maryland).

Project Budget/Source: \$50,000.00 405c

Budget Expended: \$42,094.43 405c

Project Number: 2016-40-21

Project Title: Office of Motor Vehicle Data Entry

Project Description: This project involved the hiring of four (4) temporary employees at OMV to assist in eliminating the enormous backlog of traffic ticket convictions being uploaded to the drivers' files, thereby aiding in the timeliness measurement of the overall traffic records effort. This project was successful in the receiving, sorting, researching, validating, scanning and uploading or nearly 10,000 outstanding traffic ticket cases.

Project Budget/Source: \$62,260.00/Section 405c

Budget Expended: \$40,434.40 Section 405c

Project Number: 2016-40-23

Project Title: New Orleans Traffic Court

Project Description: This project was the final stage of a three-year initiative to fully transpose the New Orleans Traffic Court (the largest in the state) into a completely automated system. The project funded the purchase and installation of 31 desktop computers; 4 laptops; 4 tablets; and 10 signature pads. All of the equipment was successfully purchased and the Court now operates in a successful electronic environment.

Project Budget/Source: \$33,000.00/Section 405c

Budget Expended: \$32,571.00/Section 408

Project Number: 2016-40-71

Project Title: LA Emergency Response Network (LERN) Contractor

Project Description: This project funded a contractor at LERN to travel around the state and contact the various ambulance providers to enlist their cooperation in electronically submitting EMS data, including pre-hospital crash data, to LERN for creating a comprehensive statewide EMS Data Registry. This individual educated the EMS agencies in the use of the ePCR (electronic care report), assisted in the implementation of the ePCR, and assisted in reporting once the data was imported to the LERN database. In FY 2016, over 75,000 cases were submitted to LERN by statewide ambulance providers, representing over 80 percent of the providers in the state. Both these figures stood at zero three years ago.

Project Budget/Source: \$49,900.00/Section 405c

Budget Expended: \$34,484.01/Section 405c

Project Number: 2016-40-72

Project Title: LA Emergency Response Network (LERN) Training

Project Description: This project provided for the funding of a two-day trauma-grading course (injury scaling) for 25 trauma registrars and ambulance provider managers from around the state, sponsored by the Association for the Advancement of Automotive Medicine (AAAM).

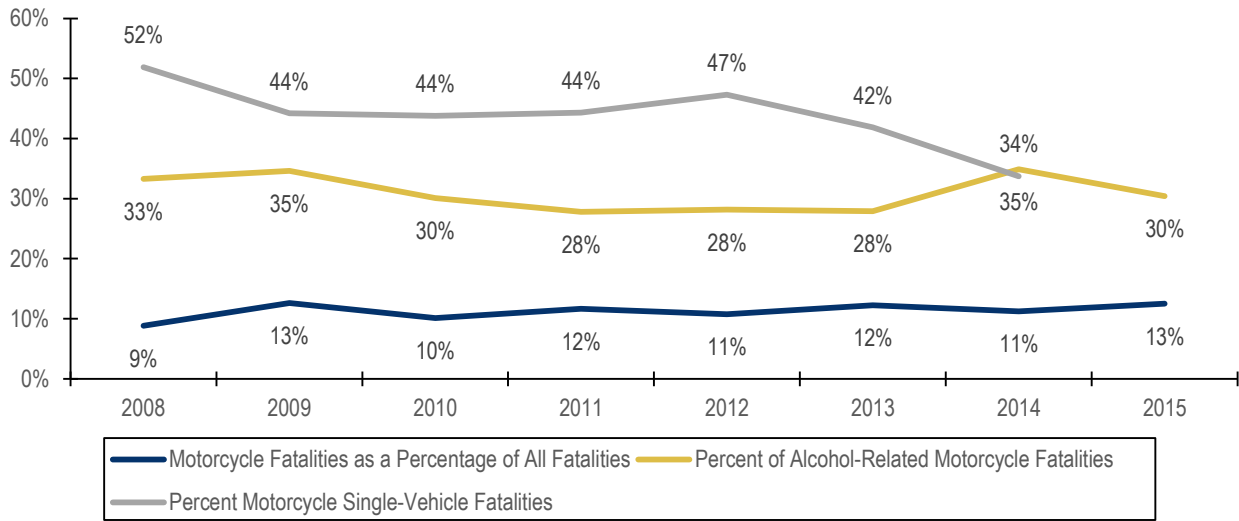
Project Budget/Source: \$20,000.00/Section 405c

Budget Expended: \$19,616.69/Section 405c

4.4 Motorcycle Safety Program

In FFY 2016, LHSC focused on reducing the overall number of motorcyclist fatalities, as well as the number of fatalities that were impaired (BAC of 0.08 or above) or not wearing a helmet. NHTSA uses the term motorcyclist to refer to both the motorcycle operator and the motorcycle passenger. Figure 4.6 shows the percent of total motorcycle fatalities, the percent of motorcycle fatalities that were alcohol-impaired and the percent of motorcycle fatalities associated with single vehicle crashes.

Figure 4.6 Motorcyclist Fatalities as a Percent of Total Fatalities, Alcohol-Related Fatalities, and Single Vehicle Fatalities



Source: Highway Safety Group at Louisiana State University. Accessed 11/28/2016. NHTSA STSI/FARS Accessed 11/28/2016.

Performance Targets

- Reduce motorcyclist fatalities by 10.3 percent from 81 (2011-2013 average) to 73 in 2016.
- Reduce unhelmeted motorcyclist fatalities by 44 percent from 14 (2009-2013 average) to eight in 2016.
- Reduce alcohol-impaired (BAC of 0.08 or above for motorcyclists) fatalities by 28 percent from 241 (2009-2013 average) to 174 in 2016.

Programs and Projects

Project Number: 2016-50-11

Project Title: Motorcycle Awareness Campaign

Project Description: The Motorcycle Awareness Committee (MAC) produced informational materials that promoted a “Watch for Motorcycles” message focused on raising the awareness of all motorists to be attentive of motorcyclists on the road. The organizational structure has changed in that chapters have been dissolved, however the number of distributors and participants is at an all-time high.

Project Budget/Source: \$49,000.00/Section 405f

Budget Expended: \$47,371.52/Section 405f

4.5 Police Traffic Services Program

Performance Targets

- Reduce speeding-related fatalities by 12 percent from 206 (2011-2013 average) to 181 in 2016.
- Reduce alcohol impaired (BAC or 0.08 or above for drivers and motorcyclists) fatalities by 28 percent from 241 (2009-2013 average) to 174 in 2016.
- Reduce unrestrained passenger fatalities by 28 percent from 279 (2009-2013 average) to 201 in 2016.

Programs and Projects

Project Number: 2016-30-09

Project Title: Traffic Safety Consultant

Project Description: This project contractor successfully assisted LHSC staff with gathering and reporting grant-funded enforcement statistics, research and other related functions to enhance the overall mission of reducing deaths and serious injury crashes on Louisiana highways.

The contractor received monthly claims submitted by the 60 year-long grantee law enforcement agencies and 72 special wave enforcement agencies. The data was assimilated, organized and prepared into report form, and submitted to NHTSA. In addition, the contractor represented the LHSC at ten Southeast Louisiana DWI Task Force meetings, four DOTD Northshore Regional Traffic Safety Coalition meetings and one Governor's DWI Task Force meetings; plus he participated in the Louisiana District Attorneys Association/SELA annual meeting.

Project Budget/Source: \$41,150.00/Section 402

Budget Expended: \$39,289.71/Section 402

Project Number: 2016-30-80

Project Title: Louisiana State Police (LSP) Crash Reduction Grant

Project Description: The LSP worked DWI, speed, and OP enforcement throughout Louisiana. Enforcement was coupled with public information officers conducting education and outreach activities. The LSP worked 8,573 hours of occupant protection overtime enforcement, conducted four occupant protection checkpoints, and issued 15,869 seatbelt and child passenger citations. LSP also issued 2,052 speeding citations. LSP public information officers conducted 267 occupant protection related outreach events or press releases. The LSP also worked 3,338 hours of overtime impaired driving enforcement, making 364 impaired driving arrests. LSP public information officers conducted 251 impaired driving related outreach events or press releases.

LSP planned and conducted various training courses that were made available to local law enforcement agencies statewide. The LSP subcontracted with nationally recognized law enforcement training agencies to conduct specific training courses. These training courses included: two SFST Instructor Development Course (41 students), one DRE Certification Courses (20 students), four SFST Certification/Practicum (107 students),

seventeen SFST Training Field Courses (177 students), three ARIDE Course (72 students), and eighteen ARIDE Field Courses (244 students).

Project Budget/Source: \$120,120.00/Section 402; \$653,794.90/Section 405d Mid and \$776,820.00/HSIP

Budget Expended: \$58,029.11/Section 402; \$429,673.36/Section 405dMid and \$593,690.58 HSIP

Project Number: 2016-30-10 through 2016-30-53

Project Title: Overtime Traffic Safety Enforcement – Local Law Enforcement

Project Description: Local law enforcement agencies conducted overtime enforcement of traffic safety laws using checkpoints and saturation patrols throughout the 12 months of FFY 2016 and during state and national enforcement periods. All overtime enforcement programs were data driven to reduce the number of alcohol-impaired fatalities, unrestrained fatalities, and speeding fatalities in the areas most at risk. In 2016, law enforcement agencies worked 36,320 hours of saturation patrol and 8,687 hours at seatbelt checkpoints that resulted in the issuance of 57,904 adult seatbelt citations and 5,108 child passenger seat citations. These agencies also worked 4,902 checkpoint hours, and 30,820 saturation patrol hours resulting in 3,679 impaired driving arrests. In addition, 4,327 speeding citations during these enforcement activities. The 44 law enforcement agencies that participated in this targeted overtime enforcement program are listed below:

-
- Abbeville Police Department;
 - Alexandria Police Department;
 - Baton Rouge Police Department;
 - Bogalusa Police Department;
 - Bossier City Police Department;
 - Bossier Parish Sheriff's Office;
 - Caddo Parish Sheriff's Office;
 - Calcasieu Parish Sheriff's Office;
 - Denham Springs Police Department;
 - E. Baton Rouge Parish Sheriff's Office;
 - Franklinton Police Department;
 - Gonzales Police Department;
 - Greenwood Police Department;
 - Hammond Police Department;
 - Houma Police Department;
 - Iberia Parish Sheriff's Office;
 - Jefferson Parish Sheriff's Office ;
 - Kenner Police Department;
 - Kentwood Police Department;
 - Killian Police Department;
 - Lafayette Police Department;
 - Lafourche Parish Sheriff's Office;
 - Lake Charles Police Department;
 - Livingston Parish Sheriff's Office;
 - Mandeville Police Department;
 - Monroe Police Department;
 - New Orleans Police Department;
 - Natchitoches Police Department;
 - Opelousas Police Department;
 - Patterson Police Department;
 - Ponchatoula Police Department;
 - Rapides Parish Sheriff's Office;
 - Shreveport Police Department;
 - Slidell Police Department;
 - Southeastern Louisiana University;
 - St. Charles Parish Sheriff's Office;
 - St. Tammany Parish Sheriff's Office;
 - Tangipahoa Parish Sheriff's Office;
 - Terrebonne Parish Sheriff's Office;
 - Thibodaux Police Department;
 - Washington Parish Sheriff's Office;
 - West Baton Rouge Parish Sheriff's Office;
 - W. Monroe Police Department;
 - Westwego Police Department
-

Project Budget/Source: \$2,105,642.66/Section 402; \$2,243,101.50/Section 164AL; \$1,011,844.90/Section 405d Mid; and \$1,305,053.75/HSIP

Budget Expended: \$1,177,844.90/Section 402; \$1,646,382.18/Section 164AL; \$575,095.62 Section 405d Mid; \$4,052.50/Section 405d High and \$1,030.487.43/HSIP

Project Number: 2016-30-90 and 2016-30-91

Project Title: Police Traffic Safety Contractors – Troops D and I and Troops C and L

Project Description: These contractors provided oversight and management of Police Traffic Services grantees in their designated LSP Troop Areas.

Project Budget/Source: \$49,900 per Contractor/Section 402 (total funding is \$99,900)

Budget Expended: \$63,769.51/Section 402

Project Number: 2016-30-92 through 2016-30-99

Project Title: Law Enforcement Liaison (LEL)

Project Description: The Law Enforcement Liaisons (LEL) worked to reduce fatal and injury crashes on Louisiana roadways throughout FFY 2016. The LELs successfully promoted LHSC priority highway safety programs to law enforcement agencies in their designated LSP Troop areas. LELs visited each contracted law enforcement agency a minimum of two times per month. They encouraged 107 grantee and nongranatee law enforcement agencies to participate in both the national Click It or Ticket and Drive Sober or Get Pulled Over mobilizations.

Project Budget/Source: \$49,900.00 per LEL/Section 402 (total funding is \$399,200)

Budget Expended: \$270,852.13/Section 402

Project Number: 2016-35-10 through 2013-35-72

Project Title: Special Waves Overtime Enforcement – Local Law Enforcement

Project Description: This project provided grants to local police departments and sheriff's offices for overtime enforcement of traffic safety laws. Specifically, agencies conducted sobriety checkpoints and saturation patrols in support of the two National mobilizations, Click It or Ticket and Drive Sober or Get Pulled Over. In 2016, 63 local law enforcement agencies participated in this project. Total enforcement activities for Drive Sober or Get Pulled over resulted in 371 DWI arrests with 6,359 total hours worked by all participating agencies. Total enforcement activities for Click It or Ticket resulted in 9,412 safety belt citations and 8,292 hours of enforcement by all participating agencies. Law enforcement agencies that participated in the two National mobilizations included:

-
- Albany Police Department
 - Allen Parish Sheriff's Office
 - Campti Police Department
 - Choudrant Police Department
 - City of Pineville Police Department
 - Coushatta Police Department
 - DeQuincy Police Department
 - DeRidder City Police Department
 - East Jefferson Levee District Police
 - Eunice Police Department
 - French Settlement Police Department
 - Grambling Police Department
 - Gramercy Police Department
 - Greater New Orleans Expressway Commission
 - Harahan Police Department
 - Haughton Police Department
 - Hodge Police Department
 - Homer Police Department
 - Iberville Parish Sheriff's Office
 - Iowa Police Department
 - Jennings Police Department
 - Kinder Police Department
 - Lafayette Parish Sheriff's Department
 - Leesville Police Department
 - Leonville Police Department
 - Lincoln Parish Sheriff's Office
 - Livingston Police Department
 - Lockport Police Department
 - Minden Police Department
 - New Llano Police Department
 - New Roads Police Department
 - Oil City Louisiana Police Department
 - Opelousas City Marshal
 - Orleans Levee District Police Department
 - Plaquemines Parish Sheriff's Office
 - Port Vincent Police Department
 - Rosepine Police Department
 - Sibley Police Department
 - Springhill Police Department
 - St. Bernard Parish Sheriff's Office
 - St. Helena Parish Sheriff's Office
 - Town of Cotton Valley
 - Union Parish Sheriff's Office
 - Vidalia Police Department
 - Walker Police Department
 - Welsh Police Department
 - West Feliciana Parish Sheriff's Office
 - Westlake Police Department
 - White Castle Police Department
 - Wilson Police Department
 - Winn Parish Sheriff's Office
 - Winnfield Police Department
 - Zachary Police Department
-

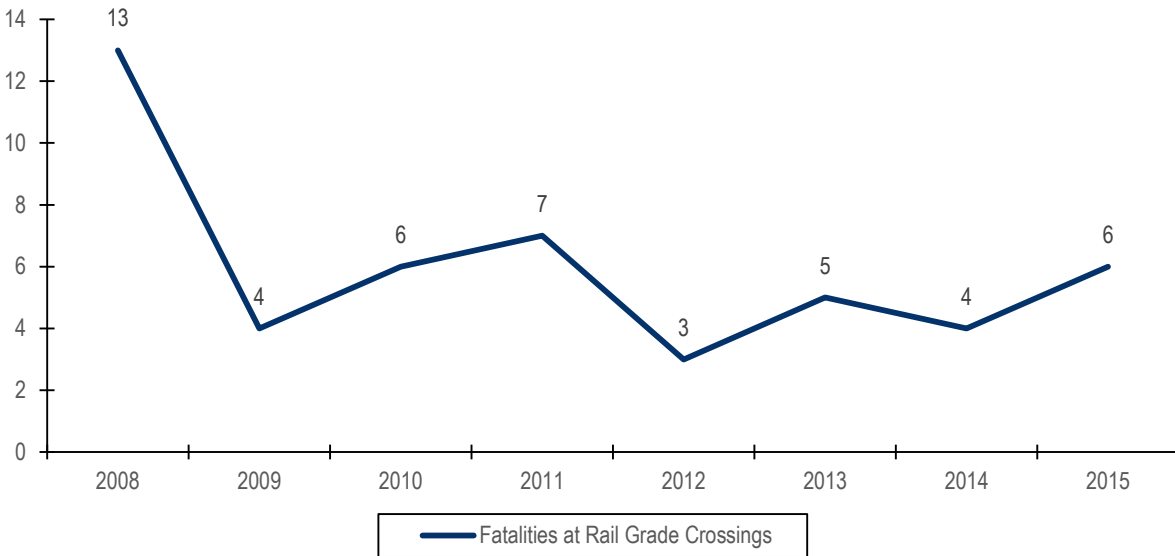
Project Budget/Source: \$250,000.00/154AL and \$250,000.00/HSIP

Budget Expended: \$120,563.33/154AL and \$186,436.21 HSIP

4.6 Railroad/ Highway Crossings Program

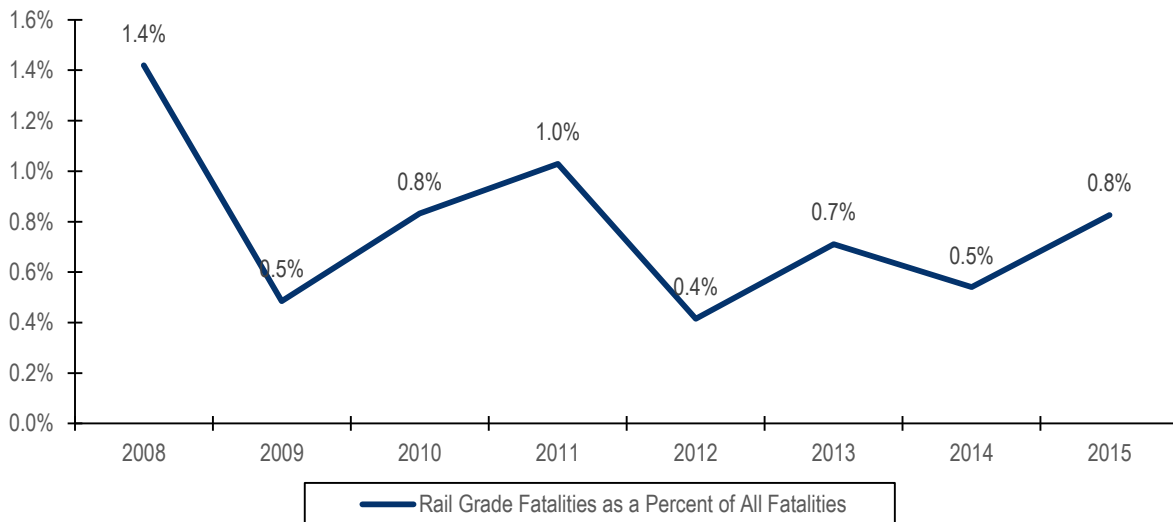
The Railroad/Highway Crossings program is an evidence-based effort that uses proven countermeasures to promote rail grade safety in parishes with high railroad-grade collision rates. Figure 4.7 shows the number of fatalities at rail grade crossings from 2008 through 2015 and Figure 4.8 shows these fatalities as a percent of all motor vehicle fatalities for this same period.

Figure 4.7 Fatalities at Rail Grade Crossings



Source: Highway Safety Group at Louisiana State University. Accessed 11/28/2016. NHTSA STSI/FARS Accessed 11/28/2016.

Figure 4.8 Fatalities at Rail Grade Crossing as Percent of All Crashes



Source: Highway Safety Group at Louisiana State University. Accessed 11/28/2016. NHTSA STSI/FARS Accessed 11/28/2016.

Performance Target

- Reduce rail-highway fatalities by 57 percent, from seven (2009-2013 average) to three in 2016.

Programs and Projects

Project Number: 2016-60-10

Project Title: Operation Lifesaver Coordinator – Railroad Crossings

Project Description: This project supported the Operation Lifesaver director with funds for a portion of salary, travel, and training. This project successfully completed outreach through schools, display booths, and community education programs with an emphasis on the 13 high-risk parishes. In 2016, Louisiana Operation Lifesaver conducted six training classes to 28 students. The Operation Lifesaver volunteers made 1,027 presentations that reached a total audience of 29,736 attendees. The presentations were presented to a variety of schools (Pre-K, K-8 and High School), driver's education classes, law enforcement, firefighters, school bus drivers, professional drivers, corporations, and other organizations.

Project Budget/Source: \$40,398.60/Section 402

Budget Expended: \$40,371.99/Section 402

4.7 Community Traffic Safety Program

Louisiana's Strategic Highway Safety Plan (SHSP) is implemented through a robust infrastructure comprised of leadership committees, state-level emphasis areas teams, and regional coalitions that collectively supports implementation at the local level. In FFY 2016, the LHSC provided funding through a mini grant program to multidisciplinary SHSP regional coalitions that reviewed their local data and determined their priorities to develop regional action plans focused on addressing their region's most serious traffic safety problems consistent with the SHSP's emphasis areas.

Performance Targets

- Reduce alcohol-impaired (BAC of 0.08 or above for drivers and motorcyclists) fatalities by 28 percent from 241 (2009-2013 average) to 174 in 2016.
- Reduce unrestrained passenger fatalities by 28 percent from 279 (2009-2013 average) to 201 in 2016.
- Increase observed seatbelt use of front seat outboard occupants in passenger vehicles 2 percentage points from 84.1 percent in 2014 to 86.1 percent in 2016.

Programs and Projects

Project Number: 2016-10-10

Project Title: Tangipahoa Reshaping Attitudes for Community Change (TRACC)

Project Descriptions: This project, formerly a Safe Communities model, was reconstituted to address the No Refusal Sobriety Enforcement effort in their community. The program provided certified medical technicians to collect evidence (blood draws) when warrants were issued not at sobriety checkpoints. A media component to program called for press releases and media outreach. For the fiscal year, certified technicians were available on 165 different occasions for blood draws (averaging 13+ per month, at least every weekend).

Additionally, three press releases were issued throughout the year (Christmas, Mardi Gras and Drive Sober or Get Pulled Over in August), plus 5 billboards were partially funded to display impaired driving messages.

Project Budget/ Source: \$54,450.00/Section 405d Mid

Budget Expended: \$44,811.97/Section 405d Mid

Project Number: 2016-55-13

Project Title: Sheriff's Safety Town – Caddo Parish

Project Description: This program continued to increase occupant protection awareness among children and adults across Northwest Louisiana. Funding was used to purchase educational materials for distribution to participants at the Sheriff's with total attendance of 5,537 participants.

Project Budget/Source: \$7,788.00/Section 402

Budget Expended: \$7,788.00/Section 402

Project Number: 2016-65-11

Project Title: Metro Bicycle Coalition (DBA Bike Easy)

Project Description: The Bike Easy outreach initiative focused on young road users, including young motorists, pedestrians and bike riders, teaching skills to keep themselves safe, as well as ensuring that young motorists are aware of their responsibilities to other road users. Twelve community bicycle workshops, five young motorist trainings and 15 Bike Light Bike Right interventions were conducted. At these events, educational materials were distributed such as Bicycle Map and Commuter Guides, League of America Bicyclists Quick Guide to Smart Cycling and DOTD Safety Door hangers.

Project Budget/Source: \$78,423.73 Section 402

Budget Expended: \$60,264.64/Section 402

Project Number: 2016-55-15

Project Title: Social Norms and Marketing Project (SNAP)

Project Description: The SNAP project combined social norming and marketing theories to reduce alcohol-impaired traffic fatalities. This project focused on five high schools and four universities in alcohol-impaired Tier I parishes in Southern Louisiana. A unique social norming campaign was implemented within each school helping students understand that if they misperceive the norms of a desired group, they are at risk for engaging in problematic behavior. Pre- and post-tests show four out of five students do not engage in alcohol consumption and do not approve of drinking and driving. In FFY 2016, 1,304 pre-tests were turned in to determine social norm perceptions of each participating school and 3,297 high school students and 14,651 college students were reached through peer-to-peer campaigns.

Project Budget/Source: \$133,094.44/Section 402

Budget Expended: \$81,930.81/Section 402

4.8 Pedestrians/ Bicycle Safety

Louisiana uses a multifaceted approach to pedestrian and bicyclist safety. To provide the maximum impact and likelihood for increasing pedestrian and bicyclist safety, the LHSC provides leadership, training, data, and technical assistance to other state agencies, law enforcement agencies, and to local pedestrian and bicyclist safety projects. This effort is augmented by the Louisiana DOTD manages two comprehensive pedestrian safety programs. – a program in which Metropolitan Planning Organizations in New Orleans, Baton Rouge, and Lafayette deploy awareness and education activities and public service announcements; and the Safe Routes to Schools program that funds education, awareness, and sidewalk construction that also impacts younger bicyclists' safety.

The LHSC program identified the areas and populations that have the highest rate of pedestrian and bicyclist crashes. The program is comprehensive in its geographic coverage, reach to high-risk populations, and engagement with a strong network of safety partners and advocates who implement evidence-based countermeasures.

Performance Targets

- Reduce pedestrian fatalities by six percent from 98 (2009-2013 average) to 92 in 2016.
- Reduce bicycle fatalities by 18 percent from 16 (2009-2013 average) to 13 in 2016.

Programs and Projects

Project Number: 2016-65-11

Project Title: Metro Bicycle Coalition (DBA Bike Easy)

Project Description: The Bike Easy outreach initiative focused on young road users, including young motorists, pedestrians and bike riders, teaching skills to keep themselves safe, as well as ensuring that young motorists are aware of their responsibilities to other road users. Twelve community bicycle workshops, five young motorist trainings and 15 Bike Light Bike Right interventions were conducted. At these events, educational materials were distributed such as Bicycle Map and Commuter Guides, League of America Bicyclists Quick Guide to Smart Cycling and DOTD Safety Door hangers.

Project Budget/Source: \$78,423.73 Section 402

Budget Expended: \$60,264.64/Section 402

Project Number: 2016-65-10

Project Title: Stroll Into Safety

Project Description: The Stroll into Safety program educates children, caregivers and community members about the importance of pedestrian and bicyclist skills, the rules of the road, personal safety and improving health and environmental conditions. This program is designed to bring attention to bike and pedestrian issues that surround the Greater Baton Rouge Area, in an effort to create safer, more bike/pedestrian friendly communities. In 2016, activities included 58 Bike/Pedestrian Safety Presentations; 24 Community/Prevention Events; 16 Safety Towns, 7 bike rodeos, 2 bike to school day events; one walk to school day event; and one

ride to work day event was conducted throughout the community. Combined efforts were successful in reaching 10,501 individuals.

Project Budget/Source: \$61,575.80/Section 402

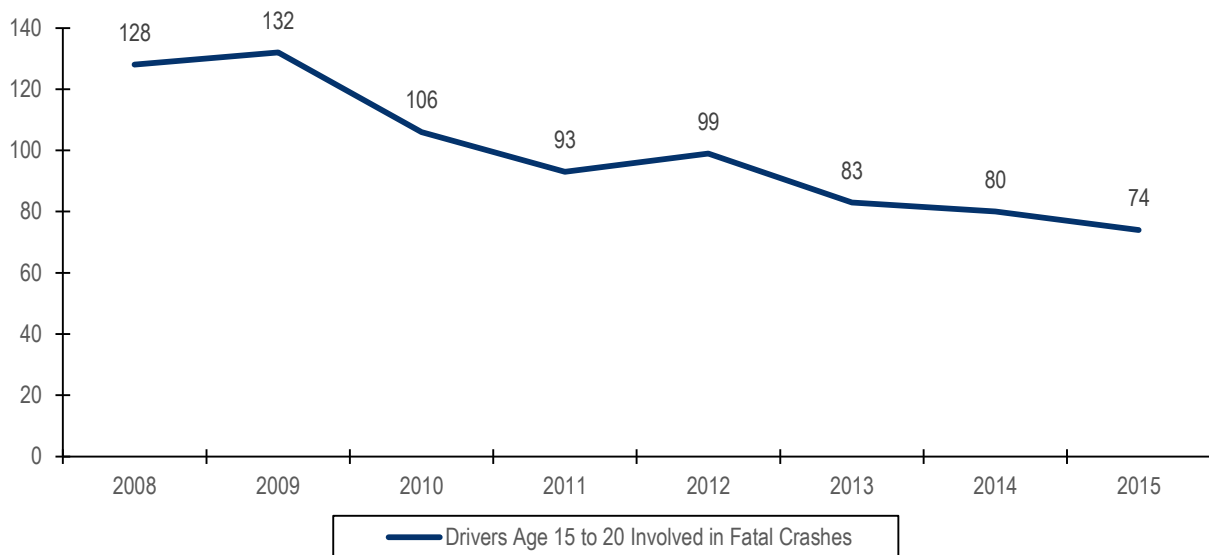
Budget Expended: \$37,471.41/Section 402

4.9 Young Driver Traffic Safety Program

In FFY 2016, LHSC funded youth-based programs that included peer-to-peer education and prevention strategies targeted towards novice drivers under 20 who are the most likely to take risks on the road, including drinking and driving. These evidence-based education programs were chosen to compliment and support Louisiana's highly effective GDL law.

Figure 4.9 shows the number of 15 to 20 year old drivers involved in fatal crashes between 2008 and 2015.

Figure 4.9 Drivers Age 15-20 Involved in Fatal Crashes



Source: Accessed 11/28/2016. NHTSA STSI/FARS Accessed 11/28/2016.

Performance Target

- Reduce fatal crashes involving drivers age 20 or younger by 37.7 percent from 104 (2009-2013) to 65 in 2015.

Programs and Projects

Project Number: 2016-55-10

Project Title: Sudden Impact Comprehensive Statewide Project

Project Description: This statewide comprehensive injury prevention program targeted adolescents to decrease the number of alcohol-impaired traffic fatalities, as well as Graduated Driver's Licensing laws, and participation in high-risk behavior that often accompanies driving while intoxicated. The program increased knowledge, created positive attitudes, and influenced healthy decision making skills to help curb impaired driving through a multidisciplinary, multi-tiered approach. The program was in partnership with the Louisiana State Police, the Trauma Team, and Trauma Victims with participation from 15 hospitals and 86 schools. Program effectiveness was measured through pre- and post-tests, which indicated a 19.25 percent difference. Sudden Impact reached 7,753 students at 335 hospital / classroom based presentations, 809 students at 31 on-site presentations, 10,574 students at 22 Mock Crash presentations, 1,880 students at 10 Mock Trial presentations, 590 students at 6 Senior Sessions, and 101 participants in 3 Parent Session presentations. The Sudden Impact Program received the 2016 National Teen Driving Safety Leadership Award from the National Safety Council.

Project Budget/Source: \$82,993.68/Section 164AL; and \$154,131.12/HSIP

Budget Expended: \$82,300.59/405dMid and \$154,131.16/HSIP

Project Number: 2016-55-11

Project Title: Ready, Set, DRIVE!

Project Description: Ready Set Drive is designed to educate young drivers about the negative effects of distracted driving, underage drinking and impaired driving in an effort to initiate positive behavior change in regards to occupant protection and traffic safety. The program offers innovative approaches to working with young drivers, while facilitating the use of problem solving skills to evaluate driving situations. Methods provide creative examples of active learning techniques for young adults through: PowerPoint presentation, engaging videos, group discussion, driving and impairment simulation, games and activities. The educational program prides itself on its ability to successfully deliver a life-saving, data-driven program to our youth using a fun, unique and hands-on learning style. Results this year include 137 young driver safety presentations; 158 driving simulations; 31 community events, 10 traffic safety campaigns; and 2 youth leadership trainings conducted in four Tier I parishes (Ascension, East Baton Rouge, Livingston, and West Baton Rouge). Combined efforts were successful in reaching 15,179 individuals.

Project Budget/Source: \$172,920.005/Section 402

Budget Expended: \$130,131.77/Section 402

Project Number: 2016-55-12

Project Title: Think First for Teens Program

Project Description: ThinkFirst coordinated and implemented 79 program presentations on underage drinking and impaired driving for youth and young adults to reduce the overall number of alcohol-related and

occupant protection fatalities in 2016. These programs were conducted through high schools, colleges/universities, corporate/community traffic safety programs, churches, DWI classes, Juvenile Court, etc. in Northwest Louisiana. Students received first-hand testimony from a VIP speaker on how choices can lead to significant consequences. They are also taught how different areas of the brain can be affected, such as the function of the spinal cord and the basic concepts of paraplegia and quadriplegia, and how they relate the use of alcohol and the consequences of impairment. Through these programs, ThinkFirst reached 8,608 participants. Program effectiveness is measured through pre- and post-tests which indicated a 20 percent increase in knowledge of underage drinking, impaired driving, and 22 percent increase in occupant protection.

Project Budget/Source: \$54,670.00 Section 164AL; and \$54,670.00/HSIP

Budget Expended: \$54,642.87 Section 164A and \$54,642.87/HSIP

Project Number: 2016-55-13

Project Title: Sheriff's Safety Town – Caddo Parish

Project Description: This program continued to increase occupant protection awareness among children and adults across Northwest Louisiana. Funding was used to purchase educational materials for distribution to participants at the Sheriff's with total attendance of 5,537 participants.

Project Budget/Source: \$7,788.00/Section 402

Budget Expended: \$7,788.00/Section 402

Project Number: 2016-65-11

Project Title: Metro Bicycle Coalition (DBA Bike Easy)

Project Description: The Bike Easy outreach initiative focused on young road users, including young motorists, pedestrians and bike riders, teaching skills to keep themselves safe, as well as ensuring that young motorists are aware of their responsibilities to other road users. Twelve community bicycle workshops, five young motorist trainings and 15 Bike Light Bike Right interventions were conducted. At these events, educational materials were distributed such as Bicycle Map and Commuter Guides, League of America Bicyclists Quick Guide to Smart Cycling and DOTD Safety Door hangers.

Project Budget/Source: \$78,423.73 Section 402

Budget Expended: \$60,264.64/Section 402

Project Number: 2016-55-15

Project Title: Social Norms and Marketing Project (SNAP)

Project Description: The SNAP project combined social norming and marketing theories to reduce alcohol-impaired traffic fatalities. This project focused on five high schools and four universities in alcohol-impaired Tier I parishes in Southern Louisiana. A unique social norming campaign was implemented within each school helping students understand that if they misperceive the norms of a desired group, they are at risk for engaging in problematic behavior. Pre- and post-tests show four out of five students do not engage in alcohol

consumption and do not approve of drinking and driving. In 2016, 1,304 pre-tests were turned in to determine social norm perceptions of each participating school and 3,297 high school students and 14,651 college students were reached through peer-to-peer campaigns in FFY 2016.

Project Budget/Source: \$133,094.44/Section 402

Budget Expended: \$81,930.81 Section 402

Project Number: 2016-30-10 through 2016-30-65 and 2016-30-80

Project Title: Overtime Traffic Safety Enforcement – Local Law Enforcement

Project Description: Local law enforcement agencies conducted overtime enforcement of traffic safety laws using checkpoints and saturation patrols throughout FFY 2016 and during state and national enforcement periods. All overtime enforcement programs were data driven to reduce the number of alcohol-impaired fatalities, unrestrained fatalities, and speeding fatalities in the areas most at risk. In 2016, 44 law enforcement agencies participated in this program across Louisiana.

Research shows that high visibility and sustained enforcement continues to be the most effective countermeasure in increasing seat belt usage. This project provided funding to 44 local police departments and sheriff's offices for occupant protection overtime enforcement. All law enforcement agencies participating in this targeted occupant protection overtime enforcement program utilized data to identify areas of critical need and focused on areas with known lower seatbelt usage. Agencies deployed resources based on crash analysis and made adjustments throughout the year as needed. Participating agencies conducted checkpoints, saturation patrols, and yearlong enforcement to correspond with both national and state mobilizations. Law enforcement agencies worked 36,320 hours of saturation patrol and 8,687 hours at seatbelt checkpoints, issuing 57,904 adult seatbelt citations and 5,108 child passenger seat citations. Agencies that participated in this targeted occupant protection overtime enforcement program included:

-
- Abbeville Police Department;
 - Alexandria Police Department;
 - Baton Rouge Police Department;
 - Bogalusa Police Department;
 - Bossier City Police Department;
 - Bossier Parish Sheriff's Office;
 - Caddo Parish Sheriff's Office;
 - Calcasieu Parish Sheriff's Office;
 - Denham Springs Police Department;
 - E. Baton Rouge Parish Sheriff's Office;
 - Franklinton Police Department;
 - Gonzales Police Department;
 - Greenwood Police Department;
 - Hammond Police Department;
 - Houma Police Department;
 - Iberia Parish Sheriff's Office;
 - Jefferson Parish Sheriff's Office ;
 - Kenner Police Department;
 - Kentwood Police Department;
 - Lake Charles Police Department;
 - Livingston Parish Sheriff's Office;
 - Mandeville Police Department;
 - Monroe Police Department;
 - New Orleans Police Department;
 - Natchitoches Police Department;
 - Opelousas Police Department;
 - Patterson Police Department;
 - Ponchatoula Police Department;
 - Rapides Parish Sheriff's Office;
 - Shreveport Police Department;
 - Slidell Police Department;
 - Southeastern Louisiana University;
 - St. Charles Parish Sheriff's Office;
 - St. Tammany Parish Sheriff's Office;
 - Tangipahoa Parish Sheriff's Office;
 - Terrebonne Parish Sheriff's Office;
 - Thibodaux Police Department;
 - Washington Parish Sheriff's Office;
-

- Killian Police Department;
 - Lafayette Police Department;
 - Lafourche Parish Sheriff's Office;
 - West Baton Rouge Parish Sheriff's Office;
 - W. Monroe Police Department;
 - Westwego Police Department
-

Project Budget/Source: \$2,105,642.66/Section 402; \$2,243,101.50/Section 164AL; \$1,011,844.90/Section 405d Mid; and \$1,305,053.75 HSIP

Budget Expended: \$1,177,844.90/Section 402; \$1,646,382.18/Section 164AL; \$575,095.62 Section 405d Mid; \$4,052.50/Section 405d High and \$1,030.487.43/HSIP

Project Number: 2016-10-30

Project Title: Alcohol Beverage Control Juvenile Underage Drinking Enforcement Task Force

Project Description: The Juvenile Underage Drinking Enforcement (J.U.D.E.) Task Force addressed the problem of underage drinking in an effort to deter impaired driving in East Baton Rouge (EBR) Parish. The Task Force worked to reduce the number of individuals who use, possess, or manufacture fake or fraudulent identifications for entering a bar/lounge, or to purchase, possess and consume alcoholic beverages. The EBR ABC Agents worked 2,714 overtime enforcement hours in 2016, performed 430 compliance checks, made 328 arrests and issued 55 citations while working overtime hours.

Project Budget/Source: \$136,258.14/Section 405d Mid

Budget Expended: \$103,090.37/Section 405d Mid

Project Number: 2016-10-31

Project Title: Louisiana Cops in Shops Program

Project Description: The Louisiana Office of Alcohol Tobacco Control (ATC) Cops in Shops Project utilized ATC enforcement agents to conduct additional extensive underage alcohol enforcement efforts statewide on an overtime basis. These efforts reduce the incidence of underage alcohol procurement, thereby reducing alcohol-impaired fatalities. The ATC agents worked 3,614 overtime enforcement hours performed 4,211 compliance checks and issued 603 citations.

Project Budget/Source: \$165,023.76/Section 405d Mid

Budget Expended: \$140,461.92/Section 405d Mid

Project Number: 2016-10-32

Project Title: "We've Got Your BAC"

Project Description: The Capital Region Transportation Safety Coalition (CRTSC) planned to offer the "We've Got Your BAC" program that began in April 2015 to survey and educate area drinkers on BAC by inviting drinkers to take part in a PBT demonstration. This local project uses law enforcement volunteers and CRTSC members to test drinkers in the Baton Rouge area and educate them on the consequences of impaired driving and what their BAC actually means. This alcohol awareness education project, which originally was conducted using other funds, was well received by the local press. The State planned to expand this program

to other Tier 1 alcohol parishes as a pilot program in FFY 2016 and use pre- and post-surveys of participants to measure effectiveness.

Project Budget/Source: \$2,104.30/Section 164AL

Budget Expended: \$0.00

The Capitol Region Transportation Safety Coalition was unable to implement this project due to legal concerns from the City/Parish Attorney. We believe these concerns have been met and the project will begin in FFY 2017.

Project Number: 2016-30-80

Project Title: Louisiana State Police (LSP) Crash Reduction Grant

Project Description: The LSP worked DWI enforcement throughout Louisiana. Enforcement was coupled with public information officers conducting education and outreach activities. The LSP also worked 3,338 hours of overtime impaired driving enforcement, making 364 impaired driving arrests. LSP public information officers conducted 251 impaired driving related outreach events or press releases. The LSP planned and conducted various training courses that were made available to local law enforcement agencies statewide. The LSP subcontracted with nationally recognized law enforcement training agencies to conduct specific training courses. These training courses included: two SFST Instructor Development Course (41 students), one DRE Certification Courses (20 students), four SFST Certification/Practicum (107 students), seventeen SFST Training Field Courses (177 students), three ARIDE Course (72 students), and eighteen ARIDE Field Courses (244 students).

Project Budget/Source: \$120,120.00/Section 402; \$653,794.90/Section 405d Mid and \$776,820.00/HSIP

Budget Expended: \$58,029.11/Section 402; \$429,673.36 Section 405d Mid; and \$593,690.58/HSIP

Project Number: 2016-70-00

Project Title: Regional Coalition Programmatic Grants

Project Description: Funds were intended to support data-driven and evidence-based projects proposed by the Regional Traffic Safety Coalitions in the LSP Troop regions that addressed impaired driving initiatives identified in their SHSP regional action plan.

Project Budget/Source: \$60,000/Section 154AL and \$60,000/Section 402

Budget Expended: \$0.00

These funds were intended for programmatic activities to be conducted by the State's nine regional Traffic Safety Coalitions. No viable proposals were received from the Coalitions in FFY 2016.

4.10 Hazard Elimination/ Highway Safety Improvement Program (HSIP)

The Louisiana DOTD manages the State's Hazard Elimination Program/Highway Safety Improvement Program (HSIP), not the LHSC.

Programs and Projects

Project Number: 2016-90-00

Project Title: Hazard Elimination/Highway Safety Improvement Program (HSIP) FY 15

Project Description: This project funded installation or consultation on countermeasures on Louisiana's streets, roads and highways designed to eliminate hazards to the motoring public, thereby reducing the number of traffic crashes involving deaths and/or serious injuries. Projects within this program included, but were not limited to, constructing turn lanes; roundabouts; retrofitting Interstates and other routes with rumble strips; bridge and guard rail installation/rehabilitation; improving roadway alignments; intersection improvements; signal installation and upgrades; lighting; improvements in the collection, processing and analysis of traffic crash data; and SHSP implementation activities. DOTD provided the LHSC with a 154/164 Hazard Elimination Plan outlining project numbers, project periods, names, contracting agencies, brief descriptions and budget amounts.\

Project Budget/Source: \$15,300,000.00/Section 154HE and \$15,300,000.00/Section 164HE

Budget Expended: \$5,614,744.32/Section 154HE and \$5,614,644.31/Section 164HE

4.11 Planning and Administration

Planning and Administration (P&A) costs are direct and indirect expenses attributed to the overall management of the LHSC State and Community Highway Safety Grant Program. Costs included salaries and related personnel benefits for the Governor's Representative and for other technical, administrative, and clerical staff in the LHSC. P&A costs also included office expenses such as travel, equipment, supplies, rent, and utilities necessary to carry out the functions of the LHSC.

Performance Target

- Provide management, supervision, and support services for the activities necessary to operate the State and Community Highway Safety Grant Program and other state- and Federal-funded highway safety programs.

Program Support Projects				
2016-01-10	402	H&M Consulting	Provides for statistical analysis of identified traffic safety needs.	\$49,000.00 Expended: \$20,419.00
2016-01-11 & 12	402	Cambridge Systematics	Provides for compilation and production of the LHSC FFY 2014 Annual Report and FFY 2016 HSP and Section 405 application and other planning and reporting projects	\$84,000.00 Expended \$80,025.00
2016-01-13	402	Federal Inventory Coordinator	Update and verify inventory records for federal equipment purchases	30,000.00 Expended \$3,251.14
2016-15-10	402	Attitudinal/MC and Other Surveys	Provides for attitudinal survey on impaired driving, occupant protection, speed and other traffic safety issues	\$40,000.00 Expended \$0.00

Programs and Projects

Project Number: 2016-30-09

Project Title: Traffic Safety Consultant

Project Description: This project contractor successfully assisted LHSC staff with gathering and reporting grant-funded enforcement statistics, research and other related functions to enhance the overall mission of reducing deaths and serious injury crashes on Louisiana highways.

The contractor received monthly claims submitted by the 60 year-long grantee law enforcement agencies and 72 special wave enforcement agencies. The data was assimilated, organized and prepared into report form, and submitted to NHTSA. In addition, the contractor represented the LHSC at ten Southeast Louisiana DWI Task Force meetings, four DOTD Northshore Regional Traffic Safety Coalition meetings and one Governor's DWI Task Force meetings; plus he participated in the Louisiana District Attorneys Association/SELA annual meeting.

Project Budget/Source: \$41,150.00/Section 402

Budget Expended: \$39,289.71/Section 402

5.0 Safety Communications

5.1 Paid Media

The state did not fund any paid media placement in FFY 2016. A new paid media contractor is currently being selected through the RFP process in FFY 2017.

5.2 Earned Media

Table 5.1 Summary of FFY 2016 Earned Media Air Time Value

News Releases	TV Publicity Value	Print Publicity Value	Radio Publicity Value	Total Publicity Value
2015 Halloween Teen driver Safety Week	\$202,810.00	--	--	\$202,810.00
Click it or Ticket Thanksgiving Bayou Classic Louisiana Crash Data	\$224,957.00	--	--	\$224,957.00
Drive Sober or Get Pulled Over New Year's Eve DWI	\$145,122.00	\$66,393.00	\$2,290.00	\$213,805.00
New Year's DWI Op-Ed. Drive Sober or Get Pulled Over- Mardi Gras	\$869,088.00	--	--	\$869,088.00
Super Bowl Mardi Gras	\$176,685.00	--	--	\$176,685.00
DWI Judicial Rail Grade	\$169,617.00	--	--	\$169,617.00
Buckle Up in Your Truck Workzone Safety	\$274,405.00	--	--	\$274,405.00
Click it or Ticket Motorcycle Safety Memorial Day Weekend	\$944,946.00	--	--	\$944,946.00
Hot Cars Fourth of July Impaired Driving LeBlanc Retirement	\$478,491.00	--	--	\$478,491.00
Hot Cars (Heatstroke Prevention)	\$179,413.00	--	--	\$179,413.00
NHTSA Bus Tour Move Over Law Drive Sober or Get Pulled Over	1,810,360.00	--	--	\$1,810,360.00
Chile Passenger Safety Week Child Safety Seat Check-up Event	\$151,645.00	--	--	\$151,645.00
Total	\$5,627,539.00	\$66,393.00	\$2,290.00	\$5,696,222.00

A number of earned media initiatives were completed for the FFY 2016. The news releases, letters, and columns Heitman Communications (October 1, 2015 – February 29, 2016) and Lambert Media (March 1, 2016 – September 30, 2016) issued were published hundreds of times by print publications in Louisiana. In addition, thousands of social media postings were made, and many of these were reposted by others. Social Media

efforts yielded a 51.3 percent growth in the LHSC's Facebook audience and a 54.3 percent growth in Twitter followers. The following is a calendar listing of these items.

October 2015	
<ul style="list-style-type: none"> • 2015 Halloween news release • Teen driver safety week release 	<ul style="list-style-type: none"> • Social media • DOTD Safety Summit presentation
November 2015	
<ul style="list-style-type: none"> • CIOT Thanksgiving news release • Louisiana Crash Data news release 	<ul style="list-style-type: none"> • Bayou Classic news release • Social media
December 2015	
<ul style="list-style-type: none"> • Drive Sober or Get Pulled Over Christmas news release • New Year's DWI news release 	<ul style="list-style-type: none"> • Social media
January 2016	
<ul style="list-style-type: none"> • Crash data report release • Drive Sober or Get Pulled Over Mardi Gras news release 	<ul style="list-style-type: none"> • New Year's DWI Op-Ed. • Social media
February 2016	
<ul style="list-style-type: none"> • Super Bowl news release • Mardi Gras video release 	<ul style="list-style-type: none"> • Social media
March 2016	
<ul style="list-style-type: none"> • DWI Judicial video • Rail Grade news release 	<ul style="list-style-type: none"> • Teen safety Op-Ed. • Social Media
April 2016	
<ul style="list-style-type: none"> • Graduation letter to the editor • Buckle Up in Your Truck release 	<ul style="list-style-type: none"> • Work Zone safety press event • Social media
May 2016	
<ul style="list-style-type: none"> • CIOT news release • Motorcycle safety news release and media advisory • Memorial Day weekend news release 	<ul style="list-style-type: none"> • Parents Should Set Good Examples letter to the editor • Social Media
June 2016	
<ul style="list-style-type: none"> • Hot Cars news release • LeBlanc retirement news release 	<ul style="list-style-type: none"> • Fourth of July (impaired driving) news release • Social Media
July 2016	
<ul style="list-style-type: none"> • Hot cars (heatstroke prevention) release 	<ul style="list-style-type: none"> • Social Media
August 2016	
<ul style="list-style-type: none"> • NHTSA Bus Tour news release • Move Over Law news release 	<ul style="list-style-type: none"> • New School Year letter to the editor • Social Media
September 2016	
<ul style="list-style-type: none"> • Child Passenger Safety Week news release • Child Safety Seat Check-up Event news release 	<ul style="list-style-type: none"> • Social Media

Media Monitoring Service

LHSC contracted with a media monitoring service to monitor articles relating to alcohol, occupant protection, distracted driving, teens, and a number of other topics of interest to LHSC that had an estimated value. According to the information submitted by the service, the estimated value of:

- All traffic safety related earned print media was \$553,494.60;
- Print media involving occupant protection was \$64,655.80; and
- Print media involving alcohol was \$230,011.79.

The above estimates include all print found by the monitoring service. Television and radio publicity or publicity from broadcast of the video news releases produced under the contractor are not included in the earned media value estimates. Nor do the estimates include digital media, such as articles published online. It should be noted these estimates are an incomplete representation of what occurred during the year. The contractor was destroyed in the historic flooding in South Louisiana and much of the information was lost.

5.3 Attitudinal/Awareness Survey Results

The attitudinal awareness survey of Louisiana drivers was conducted in 2016, however, due to contracting issues the results were not available at the time of this report. We anticipate the results will be available in early 2017. The attitudinal survey results shown in Table 5.2 are for 2015 only while Table 5.3 shows the percent of respondents' answers to distracted driving questions from the statewide telephone surveys conducted in 2013 through 2015.

Table 5.2 Attitudinal Survey of Louisiana Drivers

	2015	2016
How often do you use safety belts when you drive or ride in a car, van, sport utility vehicle, or pick up? "Always" and "Nearly Always"	95.3%	N/A
What do you think the chances are of getting a ticket if you don't wear your safety belt? "Very likely" and "Somewhat likely"	75.5%	N/A
In the past 30 days, have you read, seen or heard anything about seat belt enforcement by police? "Yes"	37.9%	N/A
Do you recall having heard or read any ads or announcements recently with the slogan: "click it or ticket"? Yes or no.	0.863	N/A
Would you favor or oppose increasing the fine for not wearing a seat belt from \$25 to \$100?	52.7% Favor	N/A
What do you think the chances are of getting a ticket if you drive over the speed limit? "Very Likely" and "Somewhat Likely"	86.8%	N/A
In the past 30 days, have you read, seen or heard anything about speed enforcement by police? "Yes"	38.2%	N/A
On a local road with a speed limit of 30 mph, how often do you drive faster than 35 mph? "Always" and "Nearly Always"	15.9%	N/A
On a road with a speed limit of 65 mph, how often do you drive faster than 70 mph? "Always" and "Nearly Always"	11.3%	N/A
What do you think the chances are of someone getting arrested if they drive after drinking? "Very Likely" and "Somewhat Likely"	83%	N/A

In the past 30 days, have you read, seen or heard anything about drunk driving enforcement? "Yes"	69.2%	N/A
In the past 30 days, how many times have you driven a motor vehicle within 2 hours after drinking alcoholic beverages? "None"	58%	N/A
Do you recall having heard or read any ads or announcements recently with the slogan: "drive sober or get pulled over"? Yes or no.	78.9%	N/A
Would you favor or oppose a new state law which prohibits using a hand-held cell phone while driving? "Favor"	62.7%	N/A
In your opinion, should Louisiana's motorcycle helmet law be repealed? "No"	70.4%	N/A

Source: Highway Safety Issues Attitudinal Survey of Drivers 2015 and 2016

Table 5.3 Selection of Distracted Driving Questions from Telephone Survey

Year	Always, Nearly Always, or Sometimes Text while driving	Know there is a texting ban while driving	Know there is a ban on accessing social media while driving	Favor a new state law prohibiting hand-held phone while driving	Favor a new state law prohibiting using hands-free phone while driving
2013	N/A	87.50%	69.60%	61.60%	48%
2014	10.40%	92.30%	69.60%	59.90%	31.00%
2015	11.60%	91.40%	67.40%	62.70%	32.70%
2016	N/A	N/A	N/A	N/A	N/A

Source: Highway Safety Issues Attitudinal Survey of Drivers 2013, 2014, and 2015

6.0 Program Funding

On the following pages, Table 6.1 details the State-Local Match Summary and Table 6.2 details Louisiana's 2016 Program Expenditures.

Table 6.1 State-Local Match Summary

Program Area	Project	Obligation Limitation (A)	State Match (B)	Current FY (C)	Carry Forward (D)	Share to Local (E)	PA State Match (F)	PA Federal Funds (G)
NHTSA								
NHTSA 402								
Planning and Administration								
	PA-2016-01-12-00		\$0.00 0%	\$48,258.00		\$0.00 0%	\$0.00 0%	\$48,258.00 100%
	PA-2016-01-11-00		\$0.00 0%	\$31,767.00		\$0.00 0%	\$0.00 0%	\$31,767.00 100%
	PA-2016-01-00-00		\$423,320.72 57%	\$319,625.58		\$0.00 0%	\$423,320.72 57%	\$319,625.58 100%
	PA-2016-01-10-00		\$0.00 0%	\$20,419.00		\$0.00 0%	\$0.00 0%	\$20,419.00 100%
	PA-2016-01-13-00		\$0.00 0%	\$3,251.14		\$0.00 0%	\$0.00 0%	\$3,251.14 100%
	Planning and Administration Total		\$423,320.72 50%	\$423,320.72		\$0.00 0%	\$423,320.72 50%	\$423,320.72 100%
Alcohol								
	AL-2016-10-00-00		\$0.00 0%	\$121,336.05		\$0.00 0%		
	Alcohol Total		\$0.00 0%	\$121,336.05		\$0.00 0%		
Motorcycle Safety								
	MC-2016-50-00-00		\$0.00 0%	\$6,345.74		\$0.00 0%		
	Motorcycle Safety Total		\$0.00 0%	\$6,345.74		\$0.00 0%		
Occupant Protection								
	OP-2016-20-00-00		\$0.00 0%	\$82,645.18		\$0.00 0%		

OP-2016-80-04-00	\$0.00 0%	\$15,663.75	\$0.00 0%
OP-2016-80-03-00	\$0.00 0%	\$5,520.00	\$0.00 0%
Occupant Protection Total	\$0.00 0%	\$103,828.93	\$0.00 0%
Pedestrian/Bicycle Safety			
PS-2016-65-00-00	\$0.00 0%	\$3,430.61	\$0.00 0%
PS-2016-65-10-00	\$0.00 0%	\$37,471.41	\$0.00 0%
PS-2016-65-11-00	\$0.00 0%	\$60,264.64	\$0.00 0%
Pedestrian/Bicycle Safety Total	\$0.00 0%	\$101,166.66	\$0.00 0%
Police Traffic Services			
PT-2016-99-00-00	\$363,508.55 100%	\$0.00	\$0.00 0%
PT-2016-30-99-00	\$0.00 0%	\$24,469.89	\$0.00 0%
PT-2016-30-98-00	\$0.00 0%	\$30,531.49	\$0.00 0%
PT-2016-30-97-00	\$0.00 0%	\$46,872.46	\$0.00 0%
PT-2016-30-96-00	\$0.00 0%	\$37,139.80	\$0.00 0%
PT-2016-30-94-00	\$0.00 0%	\$41,214.37	\$0.00 0%
PT-2016-30-93-00	\$0.00 0%	\$41,724.12	\$0.00 0%
PT-2016-30-00-00	\$0.00 0%	\$161,955.82	\$0.00 0%
PT-2016-30-92-00	\$0.00 0%	\$48,900.00	\$0.00 0%

PT-2016-30-91-00	\$.00 0%	\$48,934.35	\$.00 0%
PT-2016-30-90-00	\$.00 0%	\$14,835.16	\$.00 0%
PT-2016-30-09-00	\$.00 0%	\$39,289.71	\$.00 0%
PT-2016-30-10-00	\$.00 0%	\$9,175.20	\$9,175.20 100%
PT-2016-30-11-00	\$.00 0%	\$16,826.97	\$16,826.97 100%
PT-2016-30-12-00	\$.00 0%	\$404,158.76	\$404,158.76 100%
PT-2016-30-16-00	\$.00 0%	\$60,392.58	\$60,392.58 100%
PT-2016-30-17-00	\$.00 0%	\$8,993.02	\$8,993.02 100%
PT-2016-30-18-00	\$.00 0%	\$135,162.94	\$135,162.94 100%
PT-2016-30-20-00	\$.00 0%	\$6,504.30	\$6,504.30 100%
PT-2016-30-21-00	\$.00 0%	\$2,675.58	\$2,675.58 100%
PT-2016-30-24-00	\$.00 0%	\$65,533.86	\$65,533.86 100%
PT-2016-30-28-00	\$.00 0%	\$56,185.71	\$56,185.71 100%
PT-2016-30-31-00	\$.00 0%	\$34,194.68	\$34,194.68 100%
PT-2016-30-34-00	\$.00 0%	\$33,591.11	\$33,591.11 100%
PT-2016-30-36-00	\$.00 0%	\$129,680.88	\$129,680.88 100%
PT-2016-30-41-00	\$.00 0%	\$57,458.57	\$57,458.57 100%

PT-2016-30-42-00	\$.00 0%	\$23,924.14	\$23,924.14 100%
PT-2016-30-51-00	\$.00 0%	\$61,230.19	\$61,230.19 100%
PT-2016-30-52-00	\$.00 0%	\$14,127.30	\$14,127.30 100%
PT-2016-30-80-00	\$.00 0%	\$58,029.11	\$.00 0%
Police Traffic Services Total	\$363,508.55 17%	\$1,713,712.07	\$1,119,815.79 65%
Traffic Records			
TR-2016-40-00-00	\$.00 0%	\$96,157.47	\$.00 0%
TR-2016-40-01-00	\$.00 0%	\$37,630.84	\$.00 0%
Traffic Records Total	\$.00 0%	\$133,788.31	\$.00 0%
Railroad/Highway Crossings			
RH-2016-60-10-00	\$.00 0%	\$40,371.99	\$.00 0%
Railroad/Highway Crossings Total	\$.00 0%	\$40,371.99	\$.00 0%
Teen Safety Program			
TSP-2016-55-11-00	\$.00 0%	\$130,131.77	\$.00 0%
TSP-2016-55-00-00	\$.00 0%	\$49,381.82	\$.00 0%
TSP-2016-55-15-00	\$.00 0%	\$81,930.81	\$45,281.69 55%
TSP-2016-55-13-00	\$.00 0%	\$7,788.00	\$.00 0%
Teen Safety Program Total	\$.00 0%	\$269,232.40	\$45,281.69 17%

NHTSA 402 Total	\$3,629,223.17	\$786,829.27 21%	\$2,698,848.50	\$214,254.37	\$1,165,097.48 40%	\$423,320.72 50%	\$423,320.72 15%
154 Transfer Funds							
154AL-2016-35-00-00		\$0.00 0%	\$120,563.33		\$84,638.33 70%		
154AL-2016-10-35-00		\$0.00 0%	\$5,911.43		\$0.00 0%		
154AL-2016-10-34-00		\$0.00 0%	\$49,021.03		\$0.00 0%		
154AL-2016-10-00-00		\$0.00 0%	\$7,945.00		\$0.00 0%		
154AL-2016-10-14-00		\$0.00 0%	\$18,711.00		\$0.00 0%		
154 Alcohol Total		\$0.00 0%	\$202,151.79		\$84,638.33 42%		
154 Transfer Funds Total	\$1,046,032.00	\$0.00 0%	\$0.00	\$202,151.79	\$84,638.33 42%		
154 Transfer Funds							
154HE-2016-90-00-00		\$0.00 0%	\$5,614,644.32		\$0.00 0%		
154 Hazard Elimination Total		\$0.00 0%	\$5,614,644.32		\$0.00 0%		
154 Transfer Funds Total		\$0.00 0%	\$0.00	\$5,614,644.32	\$0.00 0%		
164 Transfer Funds							
164AL-2016-10-17-00		\$0.00 0%	\$160,852.44		\$0.00 0%		
164AL-2016-10-37-00		\$0.00 0%	\$49,871.22		\$0.00 0%		
164AL-2016-10-42-00		\$0.00 0%	\$967,336.00		\$2,311.78 0%		
164AL-2016-30-10-00		\$0.00 0%	\$6,600.00		\$6,600.00 100%		

164AL-2016-30-11-00	\$.00 0%	\$12,161.79	\$12,161.79 100%
164AL-2016-30-12-00	\$.00 0%	\$29,974.55	\$29,974.55 100%
164AL-2016-30-13-00	\$.00 0%	\$29,774.48	\$29,774.48 100%
164AL-2016-30-14-00	\$.00 0%	\$10,819.24	\$8,190.47 76%
164AL-2016-30-15-00	\$.00 0%	\$33,308.89	\$33,308.89 100%
164AL-2016-30-16-00	\$.00 0%	\$41,762.42	\$41,762.42 100%
164AL-2016-30-17-00	\$.00 0%	\$5,224.26	\$5,224.26 100%
164AL-2016-30-18-00	\$.00 0%	\$147,157.06	\$147,157.06 100%
164AL-2016-30-19-00	\$.00 0%	\$12,874.50	\$12,874.50 100%
164AL-2016-30-20-00	\$.00 0%	\$7,875.45	\$7,875.45 100%
164AL-2016-30-21-00	\$.00 0%	\$28,793.41	\$28,793.41 100%
164AL-2016-30-22-00	\$.00 0%	\$67,671.81	\$67,671.81 100%
164AL-2016-30-23-00	\$.00 0%	\$26,966.08	\$26,966.08 100%
164AL-2016-30-24-00	\$.00 0%	\$90,261.42	\$90,261.42 100%
164AL-2016-30-25-00	\$.00 0%	\$10,769.13	\$9,806.88 91%
164AL-2016-30-27-00	\$.00 0%	\$9,096.10	\$9,096.10 100%
164AL-2016-30-28-00	\$.00 0%	\$81,570.00	\$81,570.00 100%

164AL-2016-30-29-00	\$.00 0%	\$119,249.66	\$119,249.66 100%
164AL-2016-30-30-00	\$.00 0%	\$19,706.56	\$19,706.56 100%
164AL-2016-30-31-00	\$.00 0%	\$53,535.32	\$53,535.32 100%
164AL-2016-30-32-00	\$.00 0%	\$14,382.99	\$14,382.99 100%
164AL-2016-30-33-00	\$.00 0%	\$36,947.36	\$36,947.36 100%
164AL-2016-30-34-00	\$.00 0%	\$35,748.89	\$35,748.89 100%
164AL-2016-30-35-00	\$.00 0%	\$21,760.35	\$21,760.35 100%
164AL-2016-30-36-00	\$.00 0%	\$58,415.56	\$58,415.56 100%
164AL-2016-30-37-00	\$.00 0%	\$12,003.17	\$12,003.17 100%
164AL-2016-30-38-00	\$.00 0%	\$7,472.21	\$7,472.21 100%
164AL-2016-30-40-00	\$.00 0%	\$18,896.39	\$18,896.39 100%
164AL-2016-30-41-00	\$.00 0%	\$37,532.77	\$37,532.77 100%
164AL-2016-30-42-00	\$.00 0%	\$16,666.44	\$16,666.44 100%
164AL-2016-30-43-00	\$.00 0%	\$135,290.54	\$135,290.54 100%
164AL-2016-30-44-00	\$.00 0%	\$74,245.50	\$74,245.50 100%
164AL-2016-30-45-00	\$.00 0%	\$1,953.65	\$1,953.65 100%
164AL-2016-30-46-00	\$.00 0%	\$27,765.79	\$26,870.17 97%

164AL-2016-30-47-00		\$0.00 0%	\$9,735.00		\$9,735.00 100%
164AL-2016-30-48-00		\$0.00 0%	\$72,848.60		\$72,848.60 100%
164AL-2016-30-49-00		\$0.00 0%	\$22,984.07		\$22,984.07 100%
164AL-2016-30-50-00		\$0.00 0%	\$11,272.65		\$11,272.65 100%
164AL-2016-30-51-00		\$0.00 0%	\$147,755.48		\$147,755.48 100%
164AL-2016-30-52-00		\$0.00 0%	\$11,000.00		\$11,000.00 100%
164AL-2016-30-53-00		\$0.00 0%	\$26,552.64		\$26,552.64 100%
164AL-2016-55-12-00		\$0.00 0%	\$54,642.87		\$0.00 0%
164 Alcohol Total		\$0.00 0%	\$2,879,084.71		\$1,644,207.32 57%
164 Transfer Funds Total	\$1,046,032.00	\$0.00 0%	\$0.00	\$2,879,084.71	\$1,644,207.32 57%
164 Transfer Funds					
164HE-2016-00-00-00		\$0.00 0%	\$5,614,644.30		\$0.00 0%
164 Hazard Elimination Total		\$0.00 0%	\$5,614,644.30		\$0.00 0%
164 Transfer Funds Total		\$0.00 0%	\$0.00	\$5,614,644.30	\$0.00 0%
MAP 21 405b OP Low					
M2HVE-2016-30-53-00		\$0.00 0%	\$15,866.14		\$0.00 0%
405b Low HVE Total		\$0.00 0%	\$15,866.14		\$0.00 0%
405b OP Low					

M2X-2016-20-12-00		\$0.00 0%	\$59,498.39		\$0.00 0%
M2X-2016-20-13-00		\$0.00 0%	\$49,484.33		\$0.00 0%
M2X-2016-20-14-00		\$0.00 0%	\$26,069.81		\$0.00 0%
M2X-2016-99-00-00		\$103,611.60 100%	\$0.00		\$0.00 0%
M2X-2016-20-11-00		\$0.00 0%	\$225,986.37		\$0.00 0%
M2X-2016-20-00-00		\$0.00 0%	\$28,229.37		\$0.00 0%
M2X-2016-80-04-00		\$0.00 0%	\$9,312.00		\$0.00 0%
405b OP Low Total		\$103,611.60 21%	\$398,580.27		\$0.00 0%
MAP 21 405b OP Low Total	\$664,333.82	\$103,611.60 20%	\$249,872.12	\$164,574.29	\$0.00 0%
MAP 21 405c Data Program					
M3DA-2016-99-00-00		\$112,145.40 100%	\$0.00		\$0.00 0%
M3DA-2016-40-72-00		\$0.00 0%	\$19,616.69		\$0.00 0%
M3DA-2016-40-71-00		\$0.00 0%	\$34,484.01		\$0.00 0%
M3DA-2016-40-21-00		\$0.00 0%	\$40,434.40		\$0.00 0%
M3DA-2016-40-14-00		\$0.00 0%	\$42,094.43		\$0.00 0%
M3DA-2016-40-11-00		\$0.00 0%	\$279,381.06		\$0.00 0%
M3DA-2016-40-23-00		\$0.00 0%	\$32,571.00		\$0.00 0%

405c Data Program Total		\$112,145.40 20%	\$448,581.59		\$0.00 0%
MAP 21 405c Data Program Total	\$581,558.59	\$112,145.40 20%	\$0.00	\$448,581.59	\$0.00 0%
MAP 21 405d Impaired Driving High					
M4HVE-2016-00-00-00		\$1,013.13 20%	\$4,052.50		\$0.00 0%
405d High HVE Total		\$1,013.13 20%	\$4,052.50		\$0.00 0%
MAP 21 405d Impaired Driving High Total		\$1,013.13 20%	\$0.00	\$4,052.50	\$0.00 0%
MAP 21 405d Impaired Driving Mid					
M5HVE-2016-30-80-00		\$0.00 0%	\$429,673.36		\$0.00 0%
M5HVE-2016-30-12-00		\$0.00 0%	\$322,225.36		\$0.00 0%
405d Mid HVE Total		\$0.00 0%	\$751,898.72		\$0.00 0%
405d Mid ID Coordinator					
M5IDC-2016-10-00-00		\$0.00 0%	\$94,194.28		\$0.00 0%
405d Mid ID Coordinator Total		\$0.00 0%	\$94,194.28		\$0.00 0%
405d Mid Court Support					
M5CS-2016-10-22-00		\$0.00 0%	\$55,000.00		\$0.00 0%
M5CS-2016-10-21-00		\$0.00 0%	\$55,000.00		\$0.00 0%
M5CS-2016-10-20-00		\$0.00 0%	\$492,231.20		\$0.00 0%
M5CS-2016-10-15-00		\$0.00 0%	\$49,707.28		\$0.00 0%
M5CS-2016-10-23-00		\$0.00 0%	\$55,000.00		\$0.00 0%

405d Mid Court Support Total	\$.00 0%	\$706,938.48	\$.00 0%
405d Mid BAC Testing/Reporting			
M5BAC-2016-10-36-00	\$.00 0%	\$4,595.00	\$.00 0%
M5BAC-2016-10-19-00	\$.00 0%	\$64,669.68	\$.00 0%
405d Mid BAC Testing/Reporting Total	\$.00 0%	\$69,264.68	\$.00 0%
405d Mid Paid/Earned Media			
M5PEM-2016-80-04-00	\$.00 0%	\$9,548.00	\$.00 0%
M5PEM-2016-80-03-00	\$.00 0%	\$7,020.00	\$.00 0%
405d Mid Paid/Earned Media Total	\$.00 0%	\$16,568.00	\$.00 0%
405d Mid Other Based on Problem ID			
M5OT-2016-55-10-00	\$.00 0%	\$82,300.59	\$.00 0%
M5OT-2016-10-31-00	\$.00 0%	\$140,461.92	\$.00 0%
M5OT-2016-10-10-00	\$.00 0%	\$44,811.97	\$.00 0%
M5OT-2016-10-11-00	\$.00 0%	\$43,610.27	\$.00 0%
M5OT-2016-10-13-00	\$.00 0%	\$236,081.68	\$.00 0%
M5OT-2016-10-30-00	\$.00 0%	\$103,090.37	\$.00 0%
405d Mid Other Based on Problem ID Total	\$.00 0%	\$650,356.80	\$.00 0%
405d Impaired Driving Mid			
M5X-2016-99-00-00	\$572,305.53 100%	\$0.00	\$.00 0%

405d Impaired Driving Mid Total		\$572,305.53 100%	\$0.00		\$0.00 0%		
MAP 21 405d Impaired Driving Mid Total	\$2,100,430.06	\$572,305.53 20%	\$1,192,801.80	\$1,096,419.16	\$0.00 0%		
MAP 21 405f Motorcycle Programs							
M9MA-2016-50-11-00		\$0.00 0%	\$47,371.52		\$0.00 0%		
405f Motorcyclist Awareness Total		\$0.00 0%	\$47,371.52		\$0.00 0%		
405f Motorcycle Programs							
M9X-2016-99-00-00		\$11,842.88 100%	\$0.00		\$0.00 0%		
405f Motorcycle Programs Total		\$11,842.88 100%	\$0.00		\$0.00 0%		
MAP 21 405f Motorcycle Programs Total	\$64,625.13	\$11,842.88 20%	\$42,046.37	\$5,325.15	\$0.00 0%		
NHTSA Total		\$1,587,747.81 7%	\$4,183,568.79	\$16,243,732.18	\$2,893,943.13 14%	\$423,320.72 50%	\$423,320.72 2%
Total	\$9,132,234.77	\$1,587,747.81 7%	\$4,183,568.79	\$16,243,732.18	\$2,893,943.13 14%	\$423,320.72 50%	\$423,320.72 2%

Table 6.2 2016 Program Expenditures

Program Area	Project	Description	HCS Federal Funds Obligated	Share to Local Benefit	State/Federal Cost to Date	Federal Funds Expended	Fed Previous Amount Claimed	Fed Funds Claimed this Period
NHTSA								
NHTSA 402								
Planning and Administration								
	PA-2016-01-00-00	Salaries and Expenses	\$319,625.58	\$0.00	\$742,946.30	\$319,625.58	\$319,625.58	\$0.00
	PA-2016-01-10-00	H&M Consulting LLC	\$20,419.00	\$0.00	\$20,419.00	\$20,419.00	\$20,419.00	\$0.00
	PA-2016-01-11-00	Cambridge for Planning and Reporting	\$31,767.00	\$0.00	\$31,767.00	\$31,767.00	\$31,767.00	\$0.00
	PA-2016-01-12-00	Cambridge HSP,405app,SIDP	\$48,258.00	\$0.00	\$48,258.00	\$48,258.00	\$48,258.00	\$0.00
	PA-2016-01-13-00	Federal Inventory Coordinator	\$3,251.14	\$0.00	\$3,251.14	\$3,251.14	\$3,251.14	\$0.00
	Planning and Administration Total		\$423,320.72	\$0.00	\$846,641.44	\$423,320.72	\$423,320.72	\$0.00
Alcohol								
	AL-2016-10-00-00	Program Management for Alcohol Programs	\$121,336.05	\$0.00	\$121,336.05	\$121,336.05	\$121,336.05	\$0.00
	Alcohol Total		\$121,336.05	\$0.00	\$121,336.05	\$121,336.05	\$121,336.05	\$0.00
Motorcycle Safety								
	MC-2016-50-00-00	Program Management Motorcycle	\$6,345.74	\$0.00	\$6,345.74	\$6,345.74	\$6,345.74	\$0.00
	Motorcycle Safety Total		\$6,345.74	\$0.00	\$6,345.74	\$6,345.74	\$6,345.74	\$0.00
Occupant Protection								
	OP-2016-20-00-00	Program Management Occupant Protection P	\$82,645.18	\$0.00	\$82,645.18	\$82,645.18	\$82,645.18	\$0.00
	OP-2016-80-03-00	Catherine Heitman, Earned Media	\$5,520.00	\$0.00	\$5,520.00	\$5,520.00	\$5,520.00	\$0.00
	OP-2016-80-04-00	Lambert Media	\$15,663.75	\$0.00	\$15,663.75	\$15,663.75	\$15,663.75	\$0.00

Occupant Protection Total		\$103,828.93	\$0.00	\$103,828.93	\$103,828.93	\$103,828.93	\$0.00
Pedestrian/Bicycle Safety							
PS-2016-65-00-00	Program Management Pedestrian Safety	\$3,430.61	\$0.00	\$3,430.61	\$3,430.61	\$3,430.61	\$0.00
PS-2016-65-10-00	Lexlee's Kids Stroll Into Safety	\$37,471.41	\$0.00	\$37,471.41	\$37,471.41	\$37,471.41	\$0.00
PS-2016-65-11-00	Metro Bicycle Coalition dba Bike Easy	\$60,264.64	\$0.00	\$60,264.64	\$60,264.64	\$60,264.64	\$0.00
Pedestrian/Bicycle Safety Total		\$101,166.66	\$0.00	\$101,166.66	\$101,166.66	\$101,166.66	\$0.00
Police Traffic Services							
PT-2016-30-00-00	Program Management Police Traffic Service	\$161,955.82	\$0.00	\$161,955.82	\$161,955.82	\$161,955.82	\$0.00
PT-2016-30-09-00	Robert Breland, Traffic Safety Consultant	\$39,289.71	\$0.00	\$39,289.71	\$39,289.71	\$39,289.71	\$0.00
PT-2016-30-10-00	Abbeville PD	\$9,175.20	\$9,175.20	\$9,175.20	\$9,175.20	\$9,175.20	\$0.00
PT-2016-30-11-00	Alexandria PD	\$16,826.97	\$16,826.97	\$16,826.97	\$16,826.97	\$16,826.97	\$0.00
PT-2016-30-12-00	Baton Rouge PD	\$404,158.76	\$404,158.76	\$404,158.76	\$404,158.76	\$404,158.76	\$0.00
PT-2016-30-16-00	Calcasieu Parish SO	\$60,392.58	\$60,392.58	\$60,392.58	\$60,392.58	\$60,392.58	\$0.00
PT-2016-30-17-00	Denham Springs PD	\$8,993.02	\$8,993.02	\$8,993.02	\$8,993.02	\$8,993.02	\$0.00
PT-2016-30-18-00	East Baton Rouge SO	\$135,162.94	\$135,162.94	\$135,162.94	\$135,162.94	\$135,162.94	\$0.00
PT-2016-30-20-00	Greenwood PD	\$6,504.30	\$6,504.30	\$6,504.30	\$6,504.30	\$6,504.30	\$0.00
PT-2016-30-21-00	Hammond PD	\$2,675.58	\$2,675.58	\$2,675.58	\$2,675.58	\$2,675.58	\$0.00
PT-2016-30-24-00	Jefferson SO	\$65,533.86	\$65,533.86	\$65,533.86	\$65,533.86	\$65,533.86	\$0.00
PT-2016-30-28-00	Lafayette PD	\$56,185.71	\$56,185.71	\$56,185.71	\$56,185.71	\$56,185.71	\$0.00
PT-2016-30-31-00	Livingston SO	\$34,194.68	\$34,194.68	\$34,194.68	\$34,194.68	\$34,194.68	\$0.00
PT-2016-30-34-00	Monroe PD	\$33,591.11	\$33,591.11	\$33,591.11	\$33,591.11	\$33,591.11	\$0.00
PT-2016-30-36-00	New Orleans PD	\$129,680.88	\$129,680.88	\$129,680.88	\$129,680.88	\$129,680.88	\$0.00
PT-2016-30-41-00	Shreveport PD	\$57,458.57	\$57,458.57	\$57,458.57	\$57,458.57	\$57,458.57	\$0.00
PT-2016-30-42-00	St. Charles SO	\$23,924.14	\$23,924.14	\$23,924.14	\$23,924.14	\$23,924.14	\$0.00
PT-2016-30-51-00	West Monroe PD	\$61,230.19	\$61,230.19	\$61,230.19	\$61,230.19	\$61,230.19	\$0.00

PT-2016-30-52-00	Westwego PD	\$14,127.30	\$14,127.30	\$14,127.30	\$14,127.30	\$14,127.30	\$0.00
PT-2016-30-80-00	Louisiana State Police	\$58,029.11	\$0.00	\$58,029.11	\$58,029.11	\$58,029.11	\$0.00
PT-2016-30-90-00	Cyndi Wolfe, PTS Coordinator	\$14,835.16	\$0.00	\$14,835.16	\$14,835.16	\$14,835.16	\$0.00
PT-2016-30-91-00	Kenny Williams, PTS Coordinator	\$48,934.35	\$0.00	\$48,934.35	\$48,934.35	\$48,934.35	\$0.00
PT-2016-30-92-00	Aaron Chabaud, LEL	\$48,900.00	\$0.00	\$48,900.00	\$48,900.00	\$48,900.00	\$0.00
PT-2016-30-93-00	Brad McGlothren, LEL	\$41,724.12	\$0.00	\$41,724.12	\$41,724.12	\$41,724.12	\$0.00
PT-2016-30-94-00	Donald Campbell, LEL	\$41,214.37	\$0.00	\$41,214.37	\$41,214.37	\$41,214.37	\$0.00
PT-2016-30-96-00	Ted Riser, LEL	\$37,139.80	\$0.00	\$37,139.80	\$37,139.80	\$37,139.80	\$0.00
PT-2016-30-97-00	Morris Beverly, LEL	\$46,872.46	\$0.00	\$46,872.46	\$46,872.46	\$46,872.46	\$0.00
PT-2016-30-98-00	Wayne McElveen, LEL	\$30,531.49	\$0.00	\$30,531.49	\$30,531.49	\$30,531.49	\$0.00
PT-2016-30-99-00	Brad Stewart, LEL	\$24,469.89	\$0.00	\$24,469.89	\$24,469.89	\$24,469.89	\$0.00
PT-2016-99-00-00	State Matching Funds Section 402	\$0.00	\$0.00	\$363,508.55	\$0.00	\$0.00	\$0.00
Police Traffic Services Total		\$1,713,712.07	\$1,119,815.79	\$2,077,220.62	\$1,713,712.07	\$1,713,712.07	\$0.00
Traffic Records							
TR-2016-40-00-00	Program Management Traffic Records	\$96,157.47	\$0.00	\$96,157.47	\$96,157.47	\$96,157.47	\$0.00
TR-2016-40-01-00	Data Processing Technical Support	\$37,630.84	\$0.00	\$37,630.84	\$37,630.84	\$37,630.84	\$0.00
Traffic Records Total		\$133,788.31	\$0.00	\$133,788.31	\$133,788.31	\$133,788.31	\$0.00
Railroad/Highway Crossings							
RH-2016-60-10-00	Louisiana Operation Lifesaver	\$40,371.99	\$0.00	\$40,371.99	\$40,371.99	\$40,371.99	\$0.00
Railroad/Highway Crossings Total		\$40,371.99	\$0.00	\$40,371.99	\$40,371.99	\$40,371.99	\$0.00
Teen Safety Program							
TSP-2016-55-00-00	Program Management Teen Safety Program	\$49,381.82	\$0.00	\$49,381.82	\$49,381.82	\$49,381.82	\$0.00
TSP-2016-55-11-00	Ready, Set, Drive	\$130,131.77	\$0.00	\$130,131.77	\$130,131.77	\$130,131.77	\$0.00

TSP-2016-55-13-00	Friends of Safety Town	\$7,788.00	\$0.00	\$7,788.00	\$7,788.00	\$7,788.00	\$0.00
TSP-2016-55-15-00	SNAP	\$81,930.81	\$45,281.69	\$81,930.81	\$81,930.81	\$81,930.81	\$0.00
Teen Safety Program Total		\$269,232.40	\$45,281.69	\$269,232.40	\$269,232.40	\$269,232.40	\$0.00
NHTSA 402 Total		\$2,913,102.87	\$1,165,097.48	\$3,699,932.14	\$2,913,102.87	\$2,913,102.87	\$0.00
154 Transfer Funds							
154AL-2016-10-00-00	Program Management - Alcohol	\$7,945.00	\$0.00	\$7,945.00	\$7,945.00	\$7,945.00	\$0.00
154AL-2016-10-14-00	DPS Legal Support for DWI	\$18,711.00	\$0.00	\$18,711.00	\$18,711.00	\$18,711.00	\$0.00
154AL-2016-10-34-00	Cory Reech, DWI Enforcement Training	\$49,021.03	\$0.00	\$49,021.03	\$49,021.03	\$49,021.03	\$0.00
154AL-2016-10-35-00	Travel/Training Impaired Driving	\$5,911.43	\$0.00	\$5,911.43	\$5,911.43	\$5,911.43	\$0.00
154AL-2016-35-00-00	DSGPO Special Waves	\$120,563.33	\$84,638.33	\$120,563.33	\$120,563.33	\$120,563.33	\$0.00
154 Alcohol Total		\$202,151.79	\$84,638.33	\$202,151.79	\$202,151.79	\$202,151.79	\$0.00
154 Hazard Elimination							
154HE-2016-90-00-00	Open Container Transfer funds	\$5,614,644.32	\$0.00	\$5,614,644.32	\$5,614,644.32	\$5,614,644.32	\$0.00
154 Hazard Elimination Total		\$5,614,644.32	\$0.00	\$5,614,644.32	\$5,614,644.32	\$5,614,644.32	\$0.00
154 Transfer Funds Total		\$5,816,796.11	\$84,638.33	\$5,816,796.11	\$5,816,796.11	\$5,816,796.11	\$0.00
164 Transfer Funds							
164AL-2016-10-17-00	MADD Court Reporting	\$160,852.44	\$0.00	\$160,852.44	\$160,852.44	\$160,852.44	\$0.00
164AL-2016-10-37-00	LADRIVING Project Assistant-John Araynos	\$49,871.22	\$0.00	\$49,871.22	\$49,871.22	\$49,871.22	\$0.00
164AL-2016-10-42-00	DWI Automation Project	\$967,336.00	\$2,311.78	\$967,336.00	\$967,336.00	\$967,336.00	\$0.00
164AL-2016-30-10-00	Abbeville PD	\$6,600.00	\$6,600.00	\$6,600.00	\$6,600.00	\$6,600.00	\$0.00
164AL-2016-30-11-00	Alexandria PD	\$12,161.79	\$12,161.79	\$12,161.79	\$12,161.79	\$12,161.79	\$0.00
164AL-2016-30-12-00	Baton Rouge PD	\$29,974.55	\$29,974.55	\$29,974.55	\$29,974.55	\$29,974.55	\$0.00
164AL-2016-30-13-00	Bogalusa PD	\$29,774.48	\$29,774.48	\$29,774.48	\$29,774.48	\$29,774.48	\$0.00
164AL-2016-30-14-00	Bossier PD	\$10,819.24	\$8,190.47	\$10,819.24	\$10,819.24	\$10,819.24	\$0.00

164AL-2016-30-15-00	Caddo SO	\$33,308.89	\$33,308.89	\$33,308.89	\$33,308.89	\$33,308.89	\$0.00
164AL-2016-30-16-00	Calcasieu SO	\$41,762.42	\$41,762.42	\$41,762.42	\$41,762.42	\$41,762.42	\$0.00
164AL-2016-30-17-00	Denham Springs PD	\$5,224.26	\$5,224.26	\$5,224.26	\$5,224.26	\$5,224.26	\$0.00
164AL-2016-30-18-00	East Baton Rouge SO	\$147,157.06	\$147,157.06	\$147,157.06	\$147,157.06	\$147,157.06	\$0.00
164AL-2016-30-19-00	Gonzales PD	\$12,874.50	\$12,874.50	\$12,874.50	\$12,874.50	\$12,874.50	\$0.00
164AL-2016-30-20-00	Greenwood PD	\$7,875.45	\$7,875.45	\$7,875.45	\$7,875.45	\$7,875.45	\$0.00
164AL-2016-30-21-00	Hammond PD	\$28,793.41	\$28,793.41	\$28,793.41	\$28,793.41	\$28,793.41	\$0.00
164AL-2016-30-22-00	Houma PD	\$67,671.81	\$67,671.81	\$67,671.81	\$67,671.81	\$67,671.81	\$0.00
164AL-2016-30-23-00	Iberia SO	\$26,966.08	\$26,966.08	\$26,966.08	\$26,966.08	\$26,966.08	\$0.00
164AL-2016-30-24-00	Jefferson SO	\$90,261.42	\$90,261.42	\$90,261.42	\$90,261.42	\$90,261.42	\$0.00
164AL-2016-30-25-00	Kenner PD	\$10,769.13	\$9,806.88	\$10,769.13	\$10,769.13	\$10,769.13	\$0.00
164AL-2016-30-27-00	Killian PD	\$9,096.10	\$9,096.10	\$9,096.10	\$9,096.10	\$9,096.10	\$0.00
164AL-2016-30-28-00	Lafayette PD	\$81,570.00	\$81,570.00	\$81,570.00	\$81,570.00	\$81,570.00	\$0.00
164AL-2016-30-29-00	Lafourche SO	\$119,249.66	\$119,249.66	\$119,249.66	\$119,249.66	\$119,249.66	\$0.00
164AL-2016-30-30-00	Lake Charles PD	\$19,706.56	\$19,706.56	\$19,706.56	\$19,706.56	\$19,706.56	\$0.00
164AL-2016-30-31-00	Livingston SO	\$53,535.32	\$53,535.32	\$53,535.32	\$53,535.32	\$53,535.32	\$0.00
164AL-2016-30-32-00	Bossier SO	\$14,382.99	\$14,382.99	\$14,382.99	\$14,382.99	\$14,382.99	\$0.00
164AL-2016-30-33-00	Mandeville PD	\$36,947.36	\$36,947.36	\$36,947.36	\$36,947.36	\$36,947.36	\$0.00
164AL-2016-30-34-00	Monroe PD	\$35,748.89	\$35,748.89	\$35,748.89	\$35,748.89	\$35,748.89	\$0.00
164AL-2016-30-35-00	Natchitoches PD	\$21,760.35	\$21,760.35	\$21,760.35	\$21,760.35	\$21,760.35	\$0.00
164AL-2016-30-36-00	New Orleans PD	\$58,415.56	\$58,415.56	\$58,415.56	\$58,415.56	\$58,415.56	\$0.00
164AL-2016-30-37-00	Opelousas PD	\$12,003.17	\$12,003.17	\$12,003.17	\$12,003.17	\$12,003.17	\$0.00
164AL-2016-30-38-00	Patterson PD	\$7,472.21	\$7,472.21	\$7,472.21	\$7,472.21	\$7,472.21	\$0.00
164AL-2016-30-40-00	Rapides SO	\$18,896.39	\$18,896.39	\$18,896.39	\$18,896.39	\$18,896.39	\$0.00
164AL-2016-30-41-00	Shreveport PD	\$37,532.77	\$37,532.77	\$37,532.77	\$37,532.77	\$37,532.77	\$0.00
164AL-2016-30-42-00	St. Charles SO	\$16,666.44	\$16,666.44	\$16,666.44	\$16,666.44	\$16,666.44	\$0.00
164AL-2016-30-43-00	St. Tammany SO	\$135,290.54	\$135,290.54	\$135,290.54	\$135,290.54	\$135,290.54	\$0.00
164AL-2016-30-44-00	Slidell PD	\$74,245.50	\$74,245.50	\$74,245.50	\$74,245.50	\$74,245.50	\$0.00

164AL-2016-30-45-00	Southeastern La. University PD	\$1,953.65	\$1,953.65	\$1,953.65	\$1,953.65	\$1,953.65	\$0.00
164AL-2016-30-46-00	Tangipahoa SO	\$27,765.79	\$26,870.17	\$27,765.79	\$27,765.79	\$27,765.79	\$0.00
164AL-2016-30-47-00	Terrebonne SO	\$9,735.00	\$9,735.00	\$9,735.00	\$9,735.00	\$9,735.00	\$0.00
164AL-2016-30-48-00	Thibodaux PD	\$72,848.60	\$72,848.60	\$72,848.60	\$72,848.60	\$72,848.60	\$0.00
164AL-2016-30-49-00	Washington Parish SO	\$22,984.07	\$22,984.07	\$22,984.07	\$22,984.07	\$22,984.07	\$0.00
164AL-2016-30-50-00	West Baton Rouge SO	\$11,272.65	\$11,272.65	\$11,272.65	\$11,272.65	\$11,272.65	\$0.00
164AL-2016-30-51-00	West Monroe PD	\$147,755.48	\$147,755.48	\$147,755.48	\$147,755.48	\$147,755.48	\$0.00
164AL-2016-30-52-00	Westwego PD	\$11,000.00	\$11,000.00	\$11,000.00	\$11,000.00	\$11,000.00	\$0.00
164AL-2016-30-53-00	Franklinton PD	\$26,552.64	\$26,552.64	\$26,552.64	\$26,552.64	\$26,552.64	\$0.00
164AL-2016-55-12-00	Think First Program	\$54,642.87	\$0.00	\$54,642.87	\$54,642.87	\$54,642.87	\$0.00
164 Alcohol Total		\$2,879,084.71	\$1,644,207.32	\$2,879,084.71	\$2,879,084.71	\$2,879,084.71	\$0.00
164 Hazard Elimination							
164HE-2016-00-00-00	Repeat Offender Transfer funds	\$5,614,644.30	\$0.00	\$5,614,644.30	\$5,614,644.30	\$5,614,644.30	\$0.00
164 Hazard Elimination Total		\$5,614,644.30	\$0.00	\$5,614,644.30	\$5,614,644.30	\$5,614,644.30	\$0.00
164 Transfer Funds Total		\$8,493,729.01	\$1,644,207.32	\$8,493,729.01	\$8,493,729.01	\$8,493,729.01	\$0.00
MAP 21 405b OP Low							
M2HVE-2016-30-53-00	Franklinton PD	\$15,866.14	\$0.00	\$15,866.14	\$15,866.14	\$15,866.14	\$0.00
405b Low HVE Total		\$15,866.14	\$0.00	\$15,866.14	\$15,866.14	\$15,866.14	\$0.00
405b OP Low							
M2X-2016-20-00-00	Program Management OP Coordinator	\$28,229.37	\$0.00	\$28,229.37	\$28,229.37	\$28,229.37	\$0.00
M2X-2016-20-11-00	La. Passenger Safety Task Force	\$225,986.37	\$0.00	\$225,986.37	\$225,986.37	\$225,986.37	\$0.00
M2X-2016-20-12-00	Hispanic Committee of the South	\$59,498.39	\$0.00	\$59,498.39	\$59,498.39	\$59,498.39	\$0.00
M2X-2016-20-13-00	YMCA of Greater New Orleans	\$49,484.33	\$0.00	\$49,484.33	\$49,484.33	\$49,484.33	\$0.00

M2X-2016-20-14-00	NO Emergency Medical Services	\$26,069.81	\$0.00	\$26,069.81	\$26,069.81	\$26,069.81	\$0.00
M2X-2016-80-04-00	Lambert Media, Earned Media	\$9,312.00	\$0.00	\$9,312.00	\$9,312.00	\$9,312.00	\$0.00
M2X-2016-99-00-00	State Matching Funds	\$0.00	\$0.00	\$103,611.60	\$0.00	\$0.00	\$0.00
405b OP Low Total		\$398,580.27	\$0.00	\$502,191.87	\$398,580.27	\$398,580.27	\$0.00
MAP 21 405b OP Low Total		\$414,446.41	\$0.00	\$518,058.01	\$414,446.41	\$414,446.41	\$0.00
MAP 21 405c Data Program							
M3DA-2016-40-11-00	HSRG LSU	\$279,381.06	\$0.00	\$279,381.06	\$279,381.06	\$279,381.06	\$0.00
M3DA-2016-40-14-00	Traffic Records Initiatives LSU TSG	\$42,094.43	\$0.00	\$42,094.43	\$42,094.43	\$42,094.43	\$0.00
M3DA-2016-40-21-00	La. OMV Data Entry	\$40,434.40	\$0.00	\$40,434.40	\$40,434.40	\$40,434.40	\$0.00
M3DA-2016-40-23-00	New Orleans Traffic Equipment	\$32,571.00	\$0.00	\$32,571.00	\$32,571.00	\$32,571.00	\$0.00
M3DA-2016-40-71-00	La. Emergency Response Network Contractor	\$34,484.01	\$0.00	\$34,484.01	\$34,484.01	\$34,484.01	\$0.00
M3DA-2016-40-72-00	LERN Class for Ambulance Providers	\$19,616.69	\$0.00	\$19,616.69	\$19,616.69	\$19,616.69	\$0.00
M3DA-2016-99-00-00	State Matching Funds	\$0.00	\$0.00	\$112,145.40	\$0.00	\$0.00	\$0.00
405c Data Program Total		\$448,581.59	\$0.00	\$560,726.99	\$448,581.59	\$448,581.59	\$0.00
MAP 21 405c Data Program Total		\$448,581.59	\$0.00	\$560,726.99	\$448,581.59	\$448,581.59	\$0.00
MAP 21 405d Impaired Driving High							
M4HVE-2016-00-00-00	BR PD (partial claim #4) from Section 40	\$4,052.50	\$0.00	\$5,065.63	\$4,052.50	\$4,052.50	\$0.00
405d High HVE Total		\$4,052.50	\$0.00	\$5,065.63	\$4,052.50	\$4,052.50	\$0.00
MAP 21 405d Impaired Driving High Total		\$4,052.50	\$0.00	\$5,065.63	\$4,052.50	\$4,052.50	\$0.00
MAP 21 405d Impaired Driving Mid							
M5HVE-2016-30-12-00	Baton Rouge PD	\$322,225.36	\$0.00	\$322,225.36	\$322,225.36	\$322,225.36	\$0.00
M5HVE-2016-30-80-00	Louisiana State Police	\$429,673.36	\$0.00	\$429,673.36	\$429,673.36	\$429,673.36	\$0.00
405d Mid HVE Total		\$751,898.72	\$0.00	\$751,898.72	\$751,898.72	\$751,898.72	\$0.00

405d Mid ID Coordinator								
M5IDC-2016-10-00-00	Program Management Impaired Driving Coord.	\$94,194.28	\$0.00	\$94,194.28	\$94,194.28	\$94,194.28	\$94,194.28	\$0.00
405d Mid ID Coordinator Total		\$94,194.28	\$0.00	\$94,194.28	\$94,194.28	\$94,194.28	\$94,194.28	\$0.00
405d Mid Court Support								
M5CS-2016-10-15-00	Mike Barron	\$49,707.28	\$0.00	\$49,707.28	\$49,707.28	\$49,707.28	\$49,707.28	\$0.00
M5CS-2016-10-20-00	La. Supreme Court DWI Court Program	\$492,231.20	\$0.00	\$492,231.20	\$492,231.20	\$492,231.20	\$492,231.20	\$0.00
M5CS-2016-10-21-00	14th JDC DWI Court	\$55,000.00	\$0.00	\$55,000.00	\$55,000.00	\$55,000.00	\$55,000.00	\$0.00
M5CS-2016-10-22-00	4th JDC DWI Court	\$55,000.00	\$0.00	\$55,000.00	\$55,000.00	\$55,000.00	\$55,000.00	\$0.00
M5CS-2016-10-23-00	Terrebonne DWI Court	\$55,000.00	\$0.00	\$55,000.00	\$55,000.00	\$55,000.00	\$55,000.00	\$0.00
405d Mid Court Support Total		\$706,938.48	\$0.00	\$706,938.48	\$706,938.48	\$706,938.48	\$706,938.48	\$0.00
405d Mid BAC Testing/Reporting								
M5BAC-2016-10-19-00	North La. Criminalistics Lab	\$64,669.68	\$0.00	\$64,669.68	\$64,669.68	\$64,669.68	\$64,669.68	\$0.00
M5BAC-2016-10-36-00	LSP Crime Lab	\$4,595.00	\$0.00	\$4,595.00	\$4,595.00	\$4,595.00	\$4,595.00	\$0.00
405d Mid BAC Testing/Reporting Total		\$69,264.68	\$0.00	\$69,264.68	\$69,264.68	\$69,264.68	\$69,264.68	\$0.00
405d Mid Paid/Earned Media								
M5PEM-2016-80-03-00	Catherine Heitman, Earned Media	\$7,020.00	\$0.00	\$7,020.00	\$7,020.00	\$7,020.00	\$7,020.00	\$0.00
M5PEM-2016-80-04-00	Lambert Media, Earned Media replaced Heitman	\$9,548.00	\$0.00	\$9,548.00	\$9,548.00	\$9,548.00	\$9,548.00	\$0.00
405d Mid Paid/Earned Media Total		\$16,568.00	\$0.00	\$16,568.00	\$16,568.00	\$16,568.00	\$16,568.00	\$0.00
405d Mid Other Based on Problem ID								
M5OT-2016-10-10-00	Tangipahoa Parish TRACC	\$44,811.97	\$0.00	\$44,811.97	\$44,811.97	\$44,811.97	\$44,811.97	\$0.00
M5OT-2016-10-11-00	Catherine Childers, Impaired Driving Spec	\$43,610.27	\$0.00	\$43,610.27	\$43,610.27	\$43,610.27	\$43,610.27	\$0.00
M5OT-2016-10-13-00	La. District Attorney Prosecutor Training	\$236,081.68	\$0.00	\$236,081.68	\$236,081.68	\$236,081.68	\$236,081.68	\$0.00

M5OT-2016-10-30-00	EBR ABC JUDE Task Force	\$103,090.37	\$0.00	\$103,090.37	\$103,090.37	\$103,090.37	\$0.00
M5OT-2016-10-31-00	La. Cops in Shops Program	\$140,461.92	\$0.00	\$140,461.92	\$140,461.92	\$140,461.92	\$0.00
M5OT-2016-55-10-00	Sudden Impact	\$82,300.59	\$0.00	\$82,300.59	\$82,300.59	\$82,300.59	\$0.00
405d Mid Other Based on Problem ID Total		\$650,356.80	\$0.00	\$650,356.80	\$650,356.80	\$650,356.80	\$0.00
405d Impaired Driving Mid							
M5X-2016-99-00-00	State Matching Funds	\$0.00	\$0.00	\$572,305.53	\$0.00	\$0.00	\$0.00
405d Impaired Driving Mid Total		\$0.00	\$0.00	\$572,305.53	\$0.00	\$0.00	\$0.00
MAP 21 405d Impaired Driving Mid Total		\$2,289,220.96	\$0.00	\$2,861,526.49	\$2,289,220.96	\$2,289,220.96	\$0.00
MAP 21 405f Motorcycle Programs							
M9MA-2016-50-11-00	Motorcycle Awareness Campaign	\$47,371.52	\$0.00	\$47,371.52	\$47,371.52	\$47,371.52	\$0.00
405f Motorcyclist Awareness Total		\$47,371.52	\$0.00	\$47,371.52	\$47,371.52	\$47,371.52	\$0.00
405f Motorcycle Programs							
M9X-2016-99-00-00	State Matching Funds	\$0.00	\$0.00	\$11,842.88	\$0.00	\$0.00	\$0.00
405f Motorcycle Programs Total		\$0.00	\$0.00	\$11,842.88	\$0.00	\$0.00	\$0.00
MAP 21 405f Motorcycle Programs Total		\$47,371.52	\$0.00	\$59,214.40	\$47,371.52	\$47,371.52	\$0.00
NHTSA Total		\$20,427,300.97	\$2,893,943.13	\$22,015,048.78	\$20,427,300.97	\$20,427,300.97	\$0.00
Total		\$20,427,300.97	\$2,893,943.13	\$22,015,048.78	\$20,427,300.97	\$20,427,300.97	\$0.00