



MISSOURI'S
ANNUAL
PERFORMANCE
REPORT
2018

MoDOT
Highway Safety
and Traffic

ANNUAL REPORT FEDERAL FISCAL YEAR 2018

PREPARED BY - MISSOURI HIGHWAY SAFETY OFFICE
(HIGHWAY SAFETY & TRAFFIC DIVISION)

JONATHAN NELSONASSISTANT TO STATE HIGHWAY SAFETY AND TRAFFIC ENGINEER
SCOTT JONESPROGRAM ADMINISTRATOR
ANGIE HOECKERCOMMERCIAL MOTOR VEHICLE PROGRAM MANAGER
SCOTT WILSONLAW ENFORCEMENT PROGRAM MANAGER
MANDY KLIETHERMESLAW ENFORCEMENT PROGRAM MANAGER
MIKE STAPPLAW ENFORCEMENT PROGRAM MANAGER
AMITY JEFFRIESIMPAIRED DRIVING & ELDER DRIVER PROGRAM MANAGER
TARA VAN LOOCHILD PASSENGER SAFETY & BIKE/PEDESTRIAN PROGRAM MANAGER
KACEY MORGANTEEN PROGRAM MANAGER
BRENDA AHLERSOFFICE MANAGER
DARLA STUMPE & CARRIE AHARTDATA SUPPORT
DAWN HASLAGLAYOUT & DATA SUPPORT



1	INTRODUCTION TO THE MISSOURI HIGHWAY SAFETY OFFICE
2	MISSOURI'S MISSION, GOAL & VISION
3-4	MISSOURI HIGHWAY SAFETY PROGRAM Guidelines, Purpose, Problem ID, Data Analysis, Strategies/Results, Program Evaluation and Internal Activities
5	MISSOURI'S EMPHASIS & FOCUS AREAS Emphasis Areas I - VI
6-13	SNAPSHOT OF MISSOURI STATISTICS
14-16	CORE OUTCOME MEASURES
17	FY2018 CONTRACT DISTRIBUTION
18-37	PROGRAM GOALS, RESULTS & ACTIVITIES
38-50	CONTRACT SUMMARIES
51-73	APPENDICES A-C A - Annual Report Budget B - Sub-reipient Crash Statistical History C - FY18 Training Report

TABLE OF CONTENTS

INTRODUCTION

The Missouri Department of Transportation's (MoDOT) mission is to provide a world-class transportation system that is safe, innovative, reliable and dedicated to a prosperous Missouri. The Highway Safety and Traffic Division (HSTD), Missouri's State Highway Safety Office (SHSO), works specifically to reduce the number of fatalities and serious injuries resulting from traffic crashes on Missouri's roadways. This requires the staff to work closely with state and local agencies in an attempt to develop programs which are innovative, cost efficient and, above all, effective in saving lives. This is accomplished through development and administration of the Governor's Highway Safety Program.

The National Highway Traffic Safety Administration indicates approximately 94 percent of all traffic crashes are the result of human error. Operating a motor vehicle requires 100 percent of our attention. As drivers, we must all accept responsibility for our actions and adopt a mindset that the best way to prevent a crash is to exhibit and model safe driving behaviors everyday. The Missouri's Highway Safety Program uses a multidisciplinary approach of education, engineering, enforcement and emergency response to achieve Missouri's goal of reducing the number of fatalities and serious injuries.

This effort requires action from numerous individuals and groups. The Highway Safety and Traffic Division strives to incorporate involvement from both traditional and non-traditional partners in our safety endeavors. Expanded partnerships enable us to reach a broader base of customers with the life-saving messages of highway safety.

The accomplishments noted in this report would not have occurred without the dedication and foresight of staff from MoDOT's Highway Safety and Traffic Division and our partners throughout the state. Some partners include: the Missouri State Highway Patrol, Statistical Analysis Center; University of Central Missouri, Missouri Safety Center; Health and Safety Councils; the Missouri Coalition for Roadway Safety; Missouri Safe Communities; Missouri Advocates for Traffic Safety; Law Enforcement Traffic Safety Advisory Council (LETSAC); local and county law enforcement agencies; Region 7, National Highway Traffic Safety Administration (NHTSA) and many others.



MISSION, VISION & GOAL

GOAL

700 or fewer fatalities by 2020



VISION

Continuously
Moving
Missouri
*Toward Zero
Deaths*

MISSION

To make travel on Missouri's roadways safer through a partnership of committed local, state, federal, public and private organizations.

MISSOURI HIGHWAY SAFETY PROGRAM

DATA ANALYSIS

An annual Highway Safety Plan (HSP) is developed by the Highway Safety and Traffic Division utilizing statewide traffic crash data. The Missouri State

Highway Patrol serves as the central repository for all traffic crash data in the state. MoDOT's Highway Safety and Traffic Division analyzes data to compile statistics on fatalities and serious injuries and to identify trends, areas of improvement and potential countermeasures to implement. Three years' worth of crash statistics are compiled to provide a more representative sampling, thereby more effectively normalizing the data. Missouri uses comprehensive data sources which include: The Missouri State Highway Patrol crash repository (STARS) and MoDOT's Transportation Management System (TMS). The data presented in this report represents 2017 as 2018 data is not complete, depending on the section; the data could have been extracted from State (STARS) or Federal (FARS) data sources.

GUIDELINES

In the State of Missouri, the state highway safety program is administered through the Highway Safety and Traffic Division (HSTD), Missouri Department of Transportation. The Annual Report covers those activities funded for the period October 1, 2017, through September 30, 2018. The structure of this report follows the guidelines set forth by the National Highway Traffic Safety Administration (NHTSA) and the Federal Highway Administration (FHWA) Order 960-2/7510.3A.

PURPOSE

The National Highway Safety Act of 1966 charges each Governor with the responsibility of establishing a state highway safety program. The goal of the Highway Safety and Traffic Division is to reduce both the number of fatalities and serious injuries resulting from crashes on Missouri roadways.

STRATEGIES

Missouri's target of 700 or fewer fatalities has been integrated into all key planning documents that include: State Highway Safety Strategic Plan (SHSP), Missouri's Blueprint ~ A Partnership Toward Zero Deaths (Blueprint); the Commercial Vehicle Safety Plan (CVSP); and the Highway Safety Plan (HSP). The fatality reduction goal is also included in the Highway Safety Improvement Program (HSIP) Annual Report along with fatalities, fatality rates and serious injuries. Every effort is made to establish evidence based strategies that will guide Missouri to meet this target.

PROBLEM ID

Traffic crashes are, unfortunately, an everyday occurrence in our mobile society.

CALENDAR YEAR

DATA

In 2017, there were 154,884 traffic crashes in Missouri. In these crashes, there were 932* fatalities and 57,748 persons were injured. Based on *U.S. Department of Transportation Guidance on Treatment of the Economic Value of a Statistical Life* of \$9.9 million per fatality, this resulted in an economic loss to the state of nearly \$9.3 billion. Per NHTSA Traffic Safety Facts (Feb. 2018) in 2015, motor vehicle traffic crashes are the leading cause of death for those aged 16-24.

State and local governmental agencies are solicited to assist in the development of countermeasure projects to address the traffic crash issues through the Missouri Coalition for Roadway Safety and Highway Safety Grant Funding. These projects are then compiled into a comprehensive highway safety plan for the state. Federal funding to support the Highway Safety and Traffic Division is channeled to the state from the Section 402 Highway Safety Program within the U.S. Department of Transportation. In addition to 402 funding, Missouri also received funding from Sections 154 AL, 154 HE, and 405b, c, d, and f.

*Annual STARS data indicates 932 fatalities; however, FARS data indicates 930 fatalities.

SUCCESSES/ RESULTS

Since inception of the highway safety program in 1967, Missouri has witnessed a drop in the vehicle death rate per 100 million vehicle miles traveled from 5.5 to 1.23 in 2017. However, during 2015 and 2016 Missouri experienced an increase of fatalities each year. In 2015, there was an increase of 104 fatalities from the previous year and there was another increase of 77 fatalities in 2016 compared to 2015. Due to this increase, Missouri is beginning to see an increase in its three-year moving average as well. In 2017, Missouri did experience a slight decrease of 17 fatalities compared to the previous year. The new interim goal set by the Missouri Coalition for Roadway Safety is 700 or fewer fatalities by 2020 as we continue to move Toward Zero Deaths.

FARS Data

Overall Crashes in 2015 - 148,659

Injuries in 2015 - 53,893

Deaths in 2015 - 870

Overall Crashes in 2016 - 157,696

Injuries in 2016 - 57,690

Deaths in 2016 - 947

Overall Crashes in 2017 - 154,884

Injuries in 2017 - 57,748

Deaths in 2017 - 930

PROGRAM EVALUATION

Two types of evaluation methods are used to determine program effectiveness—administrative and impact. Administrative evaluations measure the operational efficiency of task activities relative to meeting the established goals and objectives of the project, including a Risk Assessment conducted prior to awarding a subrecipient a contract. Impact evaluations determine the extent to which the project was able to impact traffic crash involvement.

Included with this Annual Report are highway safety countermeasure programs that have demonstrated best practices. These programs satisfy most, if not all, of the following criteria:

- They use crash statistics and other data to identify problem areas;
- They target high risk groups of individuals;
- They utilize knowledge & expertise of the local community to propose workable solutions;
- They apply varied resources from numerous sources;
- They are comprehensive in design; and
- They seek to modify behavior through effective enforcement, education, EMS and engineering.

INTERNAL ACTIVITIES

In addition to administering programs that are funded through state and local government agencies, Highway Safety and

Traffic staff participate in activities to further highway safety within the state. These include, but aren't limited to:

- Production and distribution of highway safety materials;
- Legislative tracking and review;
- Training presentations (child passenger safety, safety belts, law enforcement grant applications, highway safety programs, legislation, youth issues, etc.);
- Exhibits (safety fairs, conferences, State Fair, employer programs, etc.)
- Press conferences & media events; and
- Federal, state and local committees/boards with like-minded missions.

program evaluation

successes & results

internal activities

STRATEGY

data analysis

guidelines

purpose

problem ID

EMPHASIS & FOCUS AREAS

The Missouri Blueprint ~ A Partnership Toward Zero Deaths addresses six emphasis and 25 focus areas. Only key strategies that provide the greatest likelihood of reducing roadway-related fatalities and serious injuries are included. Extensive data analysis and review of current research were used as a basis for strategy selection.

Strategies were developed for each of these focus areas that incorporated the 4 E's – education, enforcement, engineering, and emergency response as well as technology and public policy. All of these are also included in the *Highway Safety Plan (HSP)*, which also addresses the areas of Public Information and Education.

The Emphasis Areas that MoDOT and its safety partners place focus on are below:

Emphasis Area I / Serious Crash Types

Focus Areas

- o Lane Departure
- o Run-Off-Road - Not in a Curve
- o Run-Off-Road - In a Curve
- o Collisions with Trees and/or Utility Poles
- o Head-On
- o Intersection Crashes
- o Non-Signalized
- o Signalized

Emphasis Area II / High-Risk Driving and Unrestrained Occupants

Focus Areas

- o Aggressive Driving
- o Unrestrained Drivers and Occupants
- o Substance-Impaired Driving
- o Unlicensed/Improperly Licensed Driving
- o Young Driver (15 - 20 years of age)
- o Distracted/Inattentive Driving
- o Drowsy Driving

Emphasis Area III / Special Vehicles

Focus Areas

- o Commercial Motor Vehicles (CMVs)
- o All-Terrain Vehicles (ATVs)/Utility Vehicles (UTV's)
- o School Buses

Emphasis Area IV / Vulnerable Roadway Users

Focus Areas

- o Older Drivers (Age 65 or older)
- o Motorcyclists
- o Pedestrians
- o Bicyclists

Emphasis Area V / Special Roadway Environments

Focus Areas

- o Nighttime Driving
- o Work Zone
- o Highway / Rail Crossing
- o Traffic Incident Management Areas

Emphasis Areas VI / Data and Data System Improvements

Focus Areas

- o Data Collection
- o Data Accessibility
- o System Linkage



SNAPSHOT OF MO STATISTICS

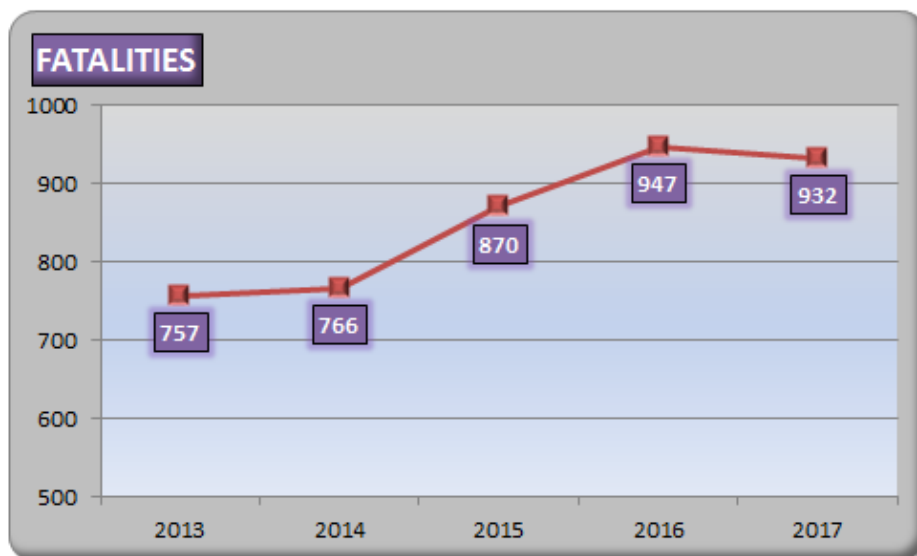
Since the Highway Safety Plan is directed toward modifying behavior so that safety will be the accepted norm, it stands to reason we must identify the behavior, choices and demographics most closely associated with severe crashes in Missouri. As a result, the Highway Safety Plan as well as this report references strategies for targeted audiences. The term “target audience” infers a population group that is overrepresented in a particular type of crash (e.g., drinking drivers) or is underrepresented in using safety devices (e.g., un-helmeted motorcyclists or unrestrained occupants). This terminology is in no way meant to profile certain populations by

age, gender, race, or nationality. Rather, this is an accepted term to identify specific population groups that must be reached with our highway safety messages and enforcement efforts if we are to reduce traffic crashes, prevent injuries and save lives.

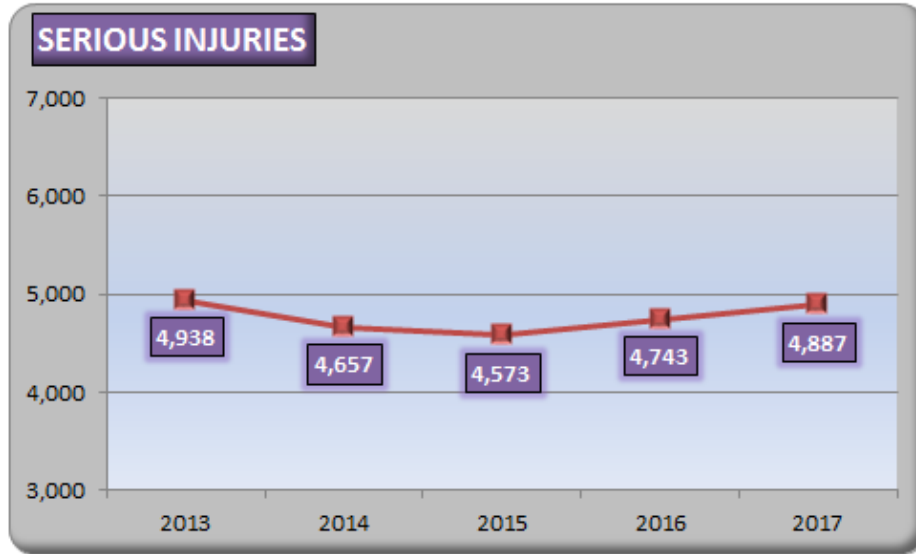
This section gives an overall snapshot view of the fatalities occurring on Missouri roadways during the past five years for each program area. The remainder of the report uses one year’s worth of crash statistics to provide a representative sampling. The data in this section is state data only.

Overall Fatalities/Serious Injuries - A substantial number of people continue to be killed or seriously injured on Missouri roadways and most of these traffic crashes are preventable.

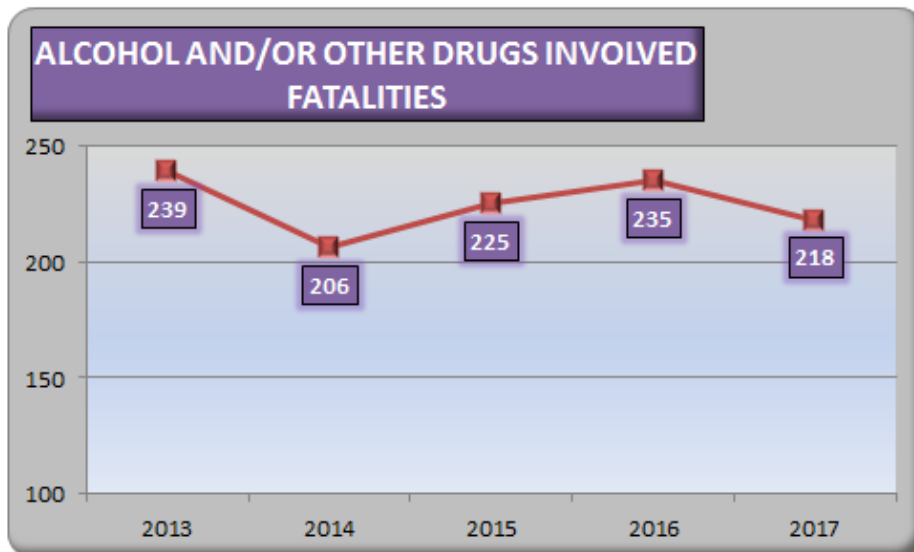
The graph below illustrates the number of fatalities on Missouri roadways from 2013-2017.



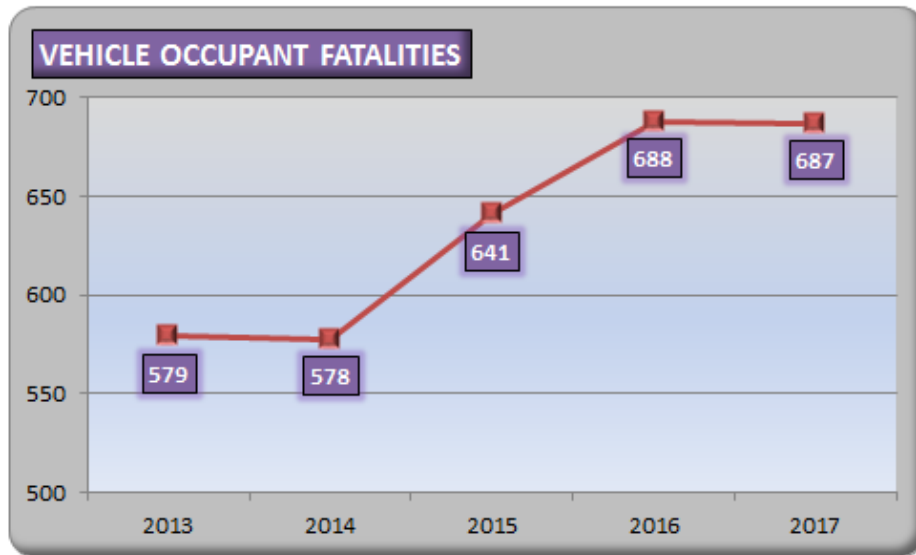
The graph below illustrates the number of serious injuries on Missouri roadways from 2013-2017.



Alcohol & Other Drugs - Of the 1,123 people killed in 2013-2017 alcohol and/or other drug-related traffic crashes, 69% were the substance-impaired driver/pedestrian/bicyclist and 31% were some other party involved.

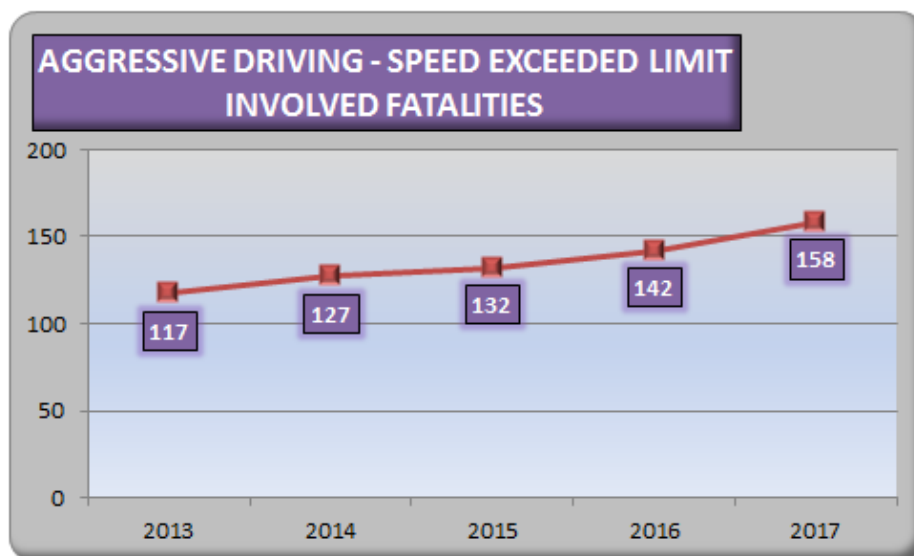


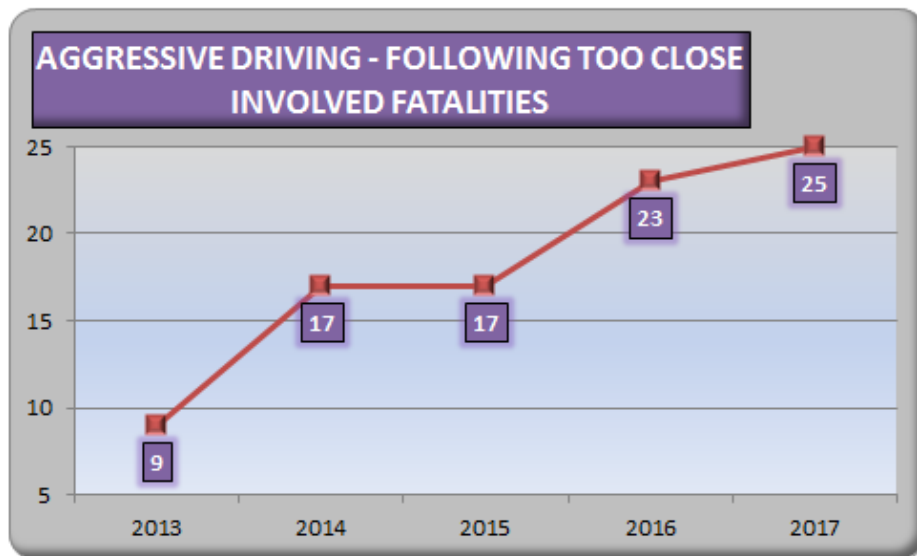
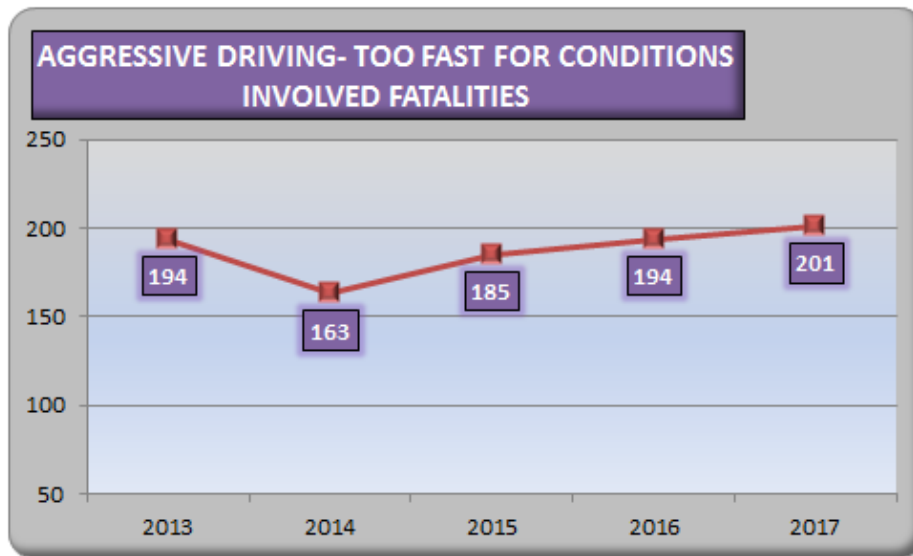
Occupant Protection - In known cases of those occupants killed in 2013-2017 who were totally ejected from the vehicle, 97% were not restrained and of those partially ejected, 90% were not restrained. Of the occupants killed who were not ejected from their vehicles, 49% were not restrained.



Aggressive Drivers – Aggressive driving is a serious problem on Missouri’s roadways and has contributed substantially to traffic crashes, especially crashes resulting in death.

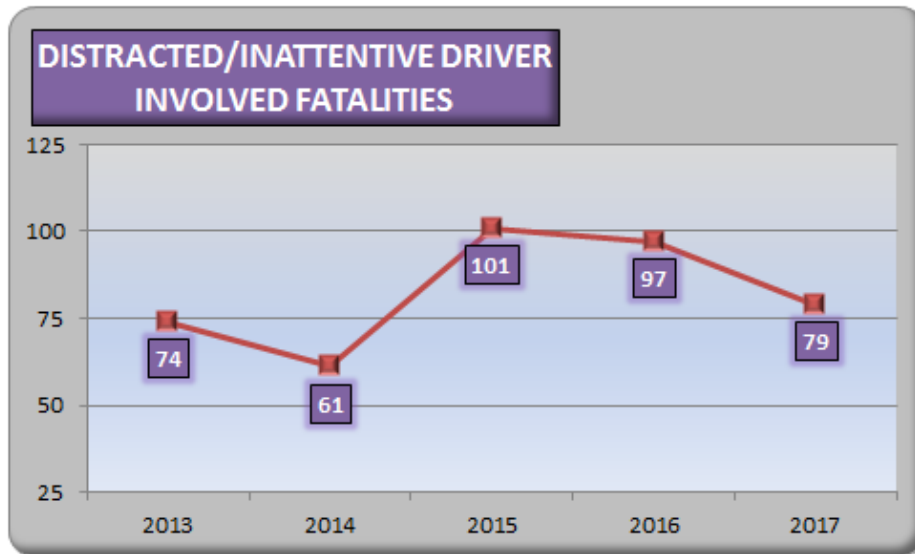
Aggressive driving includes speed exceeded limit, too fast for conditions, following too close, improper passing and improper lane usage/change.



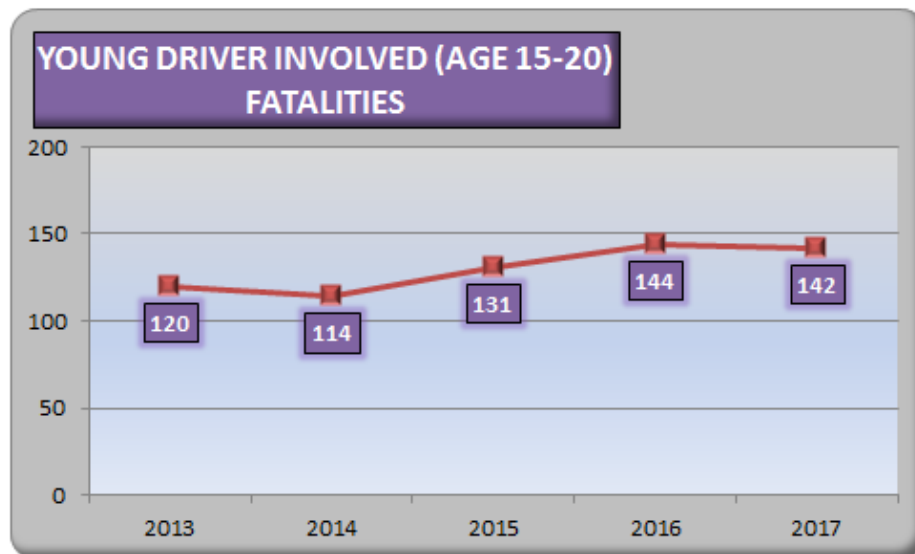


Distracted Drivers – Approximately 38% of the distracted drivers involved in fatal car crashes in the last five years were between 15 and 30 years of age. The graph below illustrates all those killed in crashes involving a distracted driver.

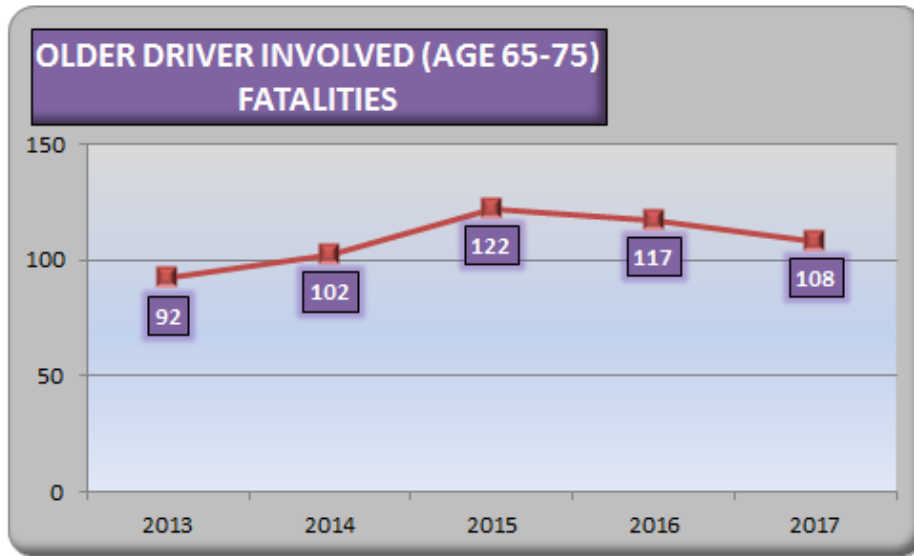
Note: In 2012, the MO Uniform Crash Report was updated to allow law enforcement to report distracted/inattentive driving crash causes in greater detail. As a result, the number of reported distracted driving crashes decreased. This decrease may be the result of these crash types being under-reported.



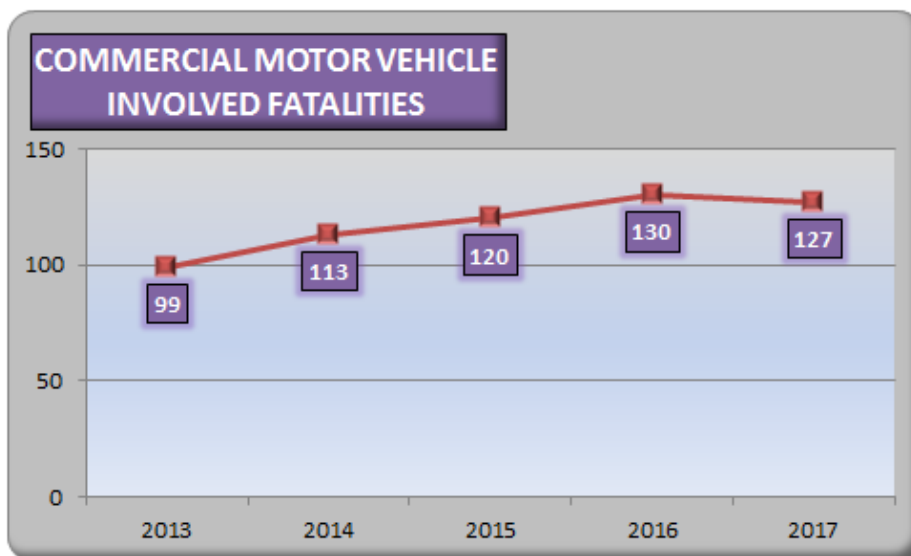
Young Drivers – Of all 2013-2017 fatal and serious injury crashes in Missouri, 18% involved a young driver (15-20) of a motor vehicle.



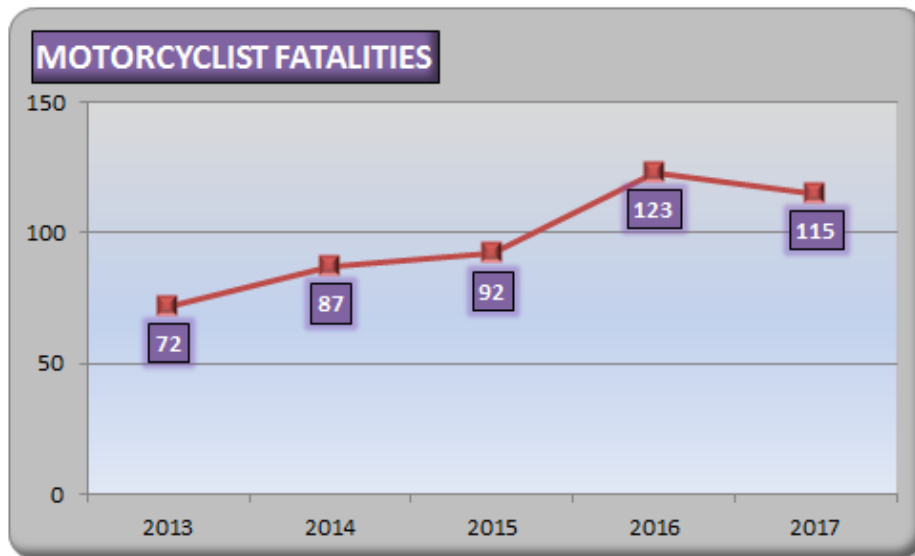
Older Drivers – Of all 2013-2017 fatal and serious injury crashes in Missouri, 11% involved an older driver (65-75) of a motor vehicle.



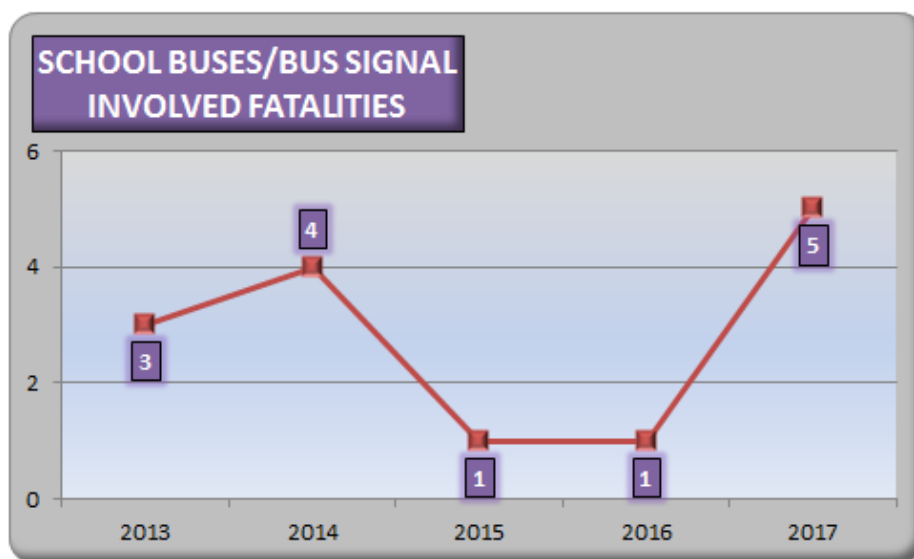
Commercial Motor Vehicles - In 2013-2017, there were 738,387 traffic crashes in the state. In these crashes, 66,117 (9%) involved at least one commercial motor vehicle. However, of the 3,918 fatal crashes, 536 (14%) involved at least one commercial motor vehicle.



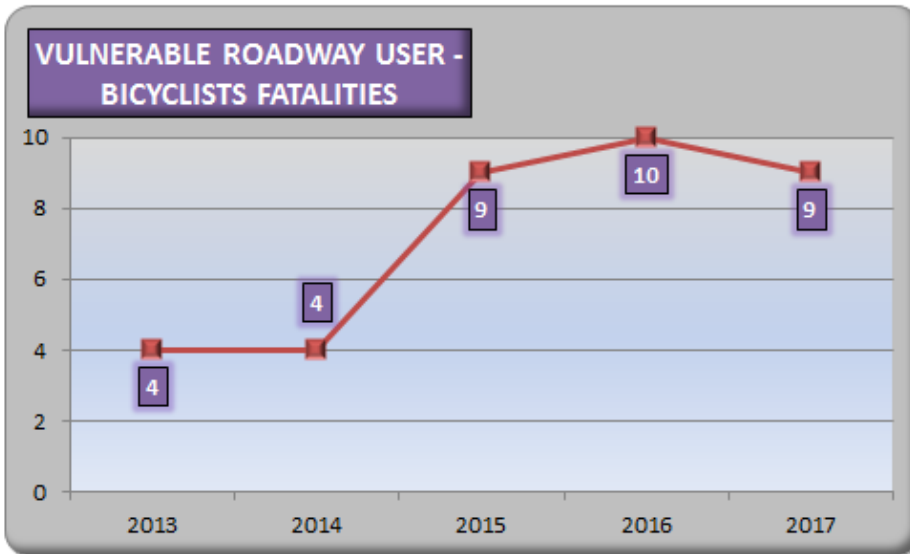
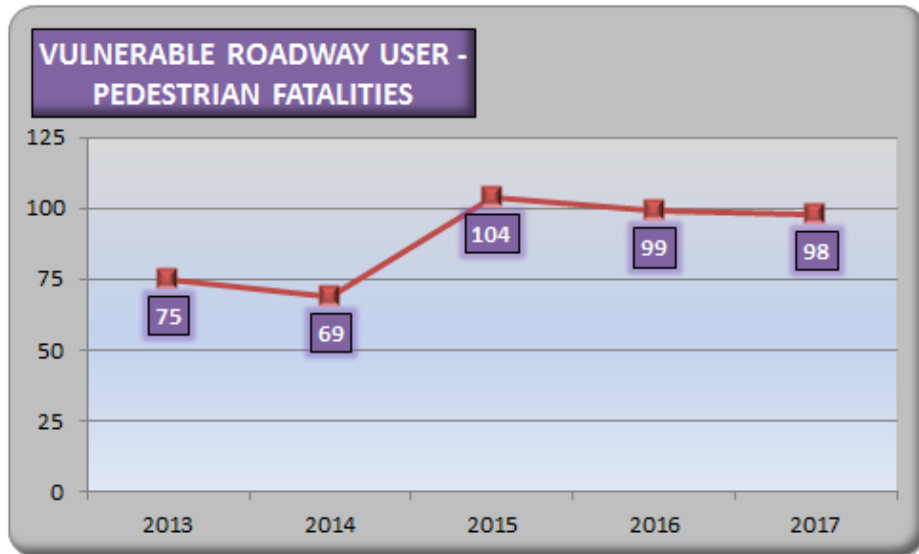
Motorcycles - In most instances, motorcycle drivers and/or their passengers are the ones killed and seriously injured when they are involved in a traffic crash.



Crashes Involving School Buses - Of the 14 persons killed during 2013-2017 in crashes involving school buses, one was a school bus driver, one was a pedestrian and 12 were some other person in the incident.



Vulnerable Roadway Users - Pedestrians and bicyclists alike need to understand that they have primary responsibility for their own safety; however, the motoring public also has a responsibility to share the road in a safe manner with these vulnerable road users.



CORE OUTCOME MEASURES

In addition to the Focus Areas, the HSP also focuses on 12 Core Outcome Measures.

The National Highway Traffic Safety Administration (NHTSA) and the Governors Highway Safety Association (GHSA) have agreed on a minimum set of performance measures to be used by States and federal agencies in the development and implementation of behavioral highway safety plans and programs. An expert panel from NHTSA, State Highway Safety Offices, academic and research organizations, and other key groups assisted in developing the measures.*

The initial minimum set contains 12 measures: 11 core outcome measures, one core behavior measure. The measures cover the major areas common to State highway safety plans and use existing data systems. The following outlines the 12 performance measures which will be identified within their respective program areas. The 2017 calendar year FARS and STARS results are listed below each goal.



**Traffic Safety Performance Measures for States and Federal Agencies DOT HS 811 025, August 2008.*

C-1 FATALITIES

To decrease traffic fatalities by 7.0 percent annually resulting in a change to the 2014-2018 moving average from 801.0 (2011-2015 moving average) to 857.7 (2014-2018 moving average) by December 31, 2018.

GOALS		
2015	2016	2017
801.0	833.6	844.9

RESULT: 854 for 2017 (FARS 5 Year Average)

C-2 SERIOUS INJURIES

To decrease serious traffic injuries by 4.0 percent annually resulting in a change to the 2014-2018 moving average from 5,063.4 (2011-2015 moving average) to 4,559.3 (2014-2018 moving average) by December 31, 2018.

GOALS		
2015	2016	2017
5,063.4	4,876.4	4,679.1

RESULT: 4,759.6 for 2017 (STARS 5 Year Average)

C-3 FATALITIES/VMT

To decrease fatalities per 100 million vehicle miles (VMT) annually resulting in a change to the 2014-2018 moving average from 1.143 (2011-2015 moving average) to 1.163 (2014-2018 moving average) by December 31, 2018.

GOALS		
2015	2016	2017
1.143	1.170	1.165

RESULT: 1.176 in 2017 (STARS 5 Year Average)
Rural: 1.7 in 2016
Urban: 0.81 in 2016

C-4 UNRESTRAINED PASSENGER VEHICLE OCCUPANT FATALITIES

To decrease unrestrained passenger vehicle occupant fatalities in all seating positions by 7 percent annually from the 2011-2015 calendar base year average of 351.6 to 355.5 by December 31, 2018.

GOALS		
2015	2016	2017
351.6	356.8	351.8

RESULT: 350.8 for 2017 (FARS 5 Year Average)

C-5 ALCOHOL-IMPAIRED DRIVING FATALITIES

To decrease fatalities involving drivers with .08 BAC or greater 7.0 percent annually from the 2011-2015 calendar base year average of 242.8 to 180.8 by December 31, 2018.

GOALS		
2015	2016	2017
242.8	225.2	200.2

RESULT: 234.2 for 2017 (FARS 5 Year Average)

C-6 SPEEDING RELATED FATALITIES

To decrease speeding-related fatalities 7.0 percent annually from the 2011-2015 calendar base year average of 304.2 to 294.8 by December 31, 2018.

GOALS		
2015	2016	2017
304.2	307.6	301.4

RESULT: 311.6 for 2017 (FARS 5 Year Average)

C-7 MOTORCYCLIST FATALITIES

To decrease motorcyclist fatalities 7.0 percent annually from the 2011-2015 calendar base year average of 89.6 to 106.4 by December 31, 2018.

GOALS		
2015	2016	2017
89.6	97.8	99.9

RESULT: 102.2 for 2017 (FARS 5 Year Average)

C-8 UNHELMETED MOTORCYCLIST FATALITIES

To decrease unhelmeted motorcyclist fatalities 7.0 percent annually from the 2011-2015 calendar base year average of 8.0 to 8.9 by December 31, 2018.

GOALS		
2015	2016	2017
8.0	8.2	8.4

RESULT: 11.2 for 2017 (FARS 5 Year Average)

C-9 DRIVERS AGE 20 OR YOUNGER INVOLVED IN FATAL CRASHES

To decrease drivers age 20 or younger involved in fatal crashes 7 percent annually from the 2011-2015 calendar base year average of 118.4 to 112.7 by December 31, 2018.

GOALS		
2013	2014	2015
118.4	116.6	114.3

RESULT: 117.2 for 2017 (STARS 5 Year Average)

C-10 PEDESTRIAN FATALITIES

To decrease pedestrian fatalities 7.0 percent annually from the 2011-2015 calendar base year average of 80.2 to 89.1 by December 31, 2018.

GOALS		
2015	2016	2017
80.2	85.0	86.6

RESULT: 86.5 for 2014 (FARS 5 Year Average)

C-11 BICYCLIST FATALITIES

To decrease bicyclist fatalities 7.0 percent annually from the 2011-2015 calendar base year average of 5.0 to 8.4 by December 31, 2018.

GOALS		
2015	2016	2017
5.0	6.8	7.5

RESULT: 7.2 for 2017 (FARS 5 Year Average)

CORE BEHAVIOR MEASURE

B-1 OBSERVED BELT USAGE

To increase statewide observed seat belt use of front seat outboard occupants in passenger vehicles 1% annually from the 2016 calendar base year average usage rate of 81% to 83% by December 31, 2018.

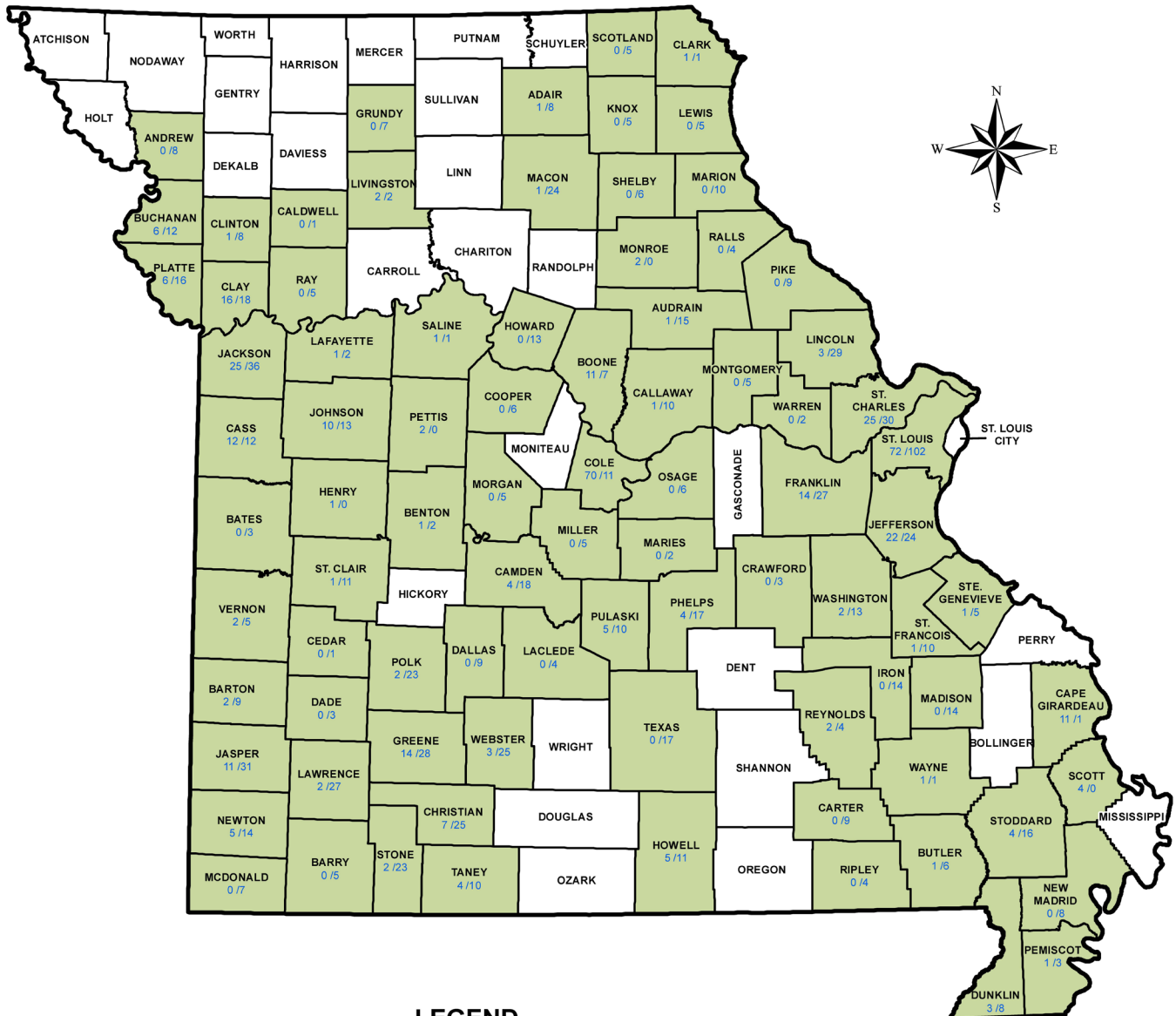
GOALS		
2016	2017	2018
81%	82%	83%

RESULT: 87.1% for 2018



Highway Safety Grant Project Distribution 2018

The Highway Safety and Traffic Division provides grant funding to external partners and law enforcement agencies to enhance the efforts of reducing fatalities and serious injuries on Missouri's roadways. This map represents the number of grant contracts per county awarded through the Highway Safety and Traffic Division and law enforcement mobilization campaigns.



LEGEND

- County with Highway Safety Contracts
- # HS Contracts / # LE Mobilization



MISSOURI DEPARTMENT OF TRANSPORTATION
TRANSPORTATION PLANNING
1-888-ASK-MODOT
WWW.MODOT.ORG
12/18/2018

Document Path: Z:\MapProjects\TSC\CARRIE_AHART\HighwaySafetyGrantProjectDistribution.mxd

PROGRAM GOALS, RESULTS & ACTIVITIES

This section outlines the programs, program goals as outlined in the Highway Safety Plan, results and activities for each highway safety program area. This is simply a summary of each area; additional activities may have been implemented across the state.

Evidence-Based Enforcement Program Activities

The Highway Safety and Traffic Division has three law enforcement (LE) program managers that cover specific regions of the state. These managers are responsible for the statewide coordination of the state, county, and local law enforcement projects. The evidence-based traffic safety enforcement program is focused on preventing traffic violations, crashes, and incidents. It involves an array of enforcement activities throughout the fiscal year including:

- Mobilizations - The LE program managers aggressively seek participation in quarterly impaired driving and occupant protection mobilizations, as well as, the NHTSA required Driver Sober or Get Pulled Over and the Click It or Ticket mobilization. Additional mobilizations are coordinated by the Office for Youth Alcohol, Teen Seatbelt and Child Passenger Safety. Mobilization results can be viewed in the respective program sections.

- Communication - A communication plan is developed with each LE mobilization. These plans vary depending on available funding but typically include press releases, paid media, social media and earned media.

- DWI/Traffic Units – A key enforcement technique used is to team with a city or county law enforcement agency to financially support DWI/Traffic Units. Missouri currently has 10 units:

- o Joplin Police Department
- o Greene County Sheriff's Office
- o Boone County Sheriff's Office
- o Columbia Police Department
- o Jackson County Sheriff's Office

- o Jefferson County Sheriff's Office
- o Franklin County Sheriff's Office
- o St. Louis County Police Department
- o Creve Coeur Police Department
- o Platte County Sheriff's Office

- Law Enforcement Task Forces/Councils– Multiple city/county agencies meet on a regular basis to plan and coordinate key enforcement activities. With the shortage of personnel to conduct enforcement initiatives in many agencies, the task force concept provides the opportunity to pool resources to conduct more manpower intensive activities such as saturation patrols or corridor projects. Missouri currently has 10 multijurisdictional task forces:

- o Southwest DWI Task Force
(12 Agencies)
- o Jackson County Traffic Safety Task Force
(11 Agencies)
- o Kansas City Operation Impact
(18 Agencies)
- o Cass County STEP DWI Task Force
(7 Agencies)
- o Northland DWI Task Force
(13 Agencies)
- o St. Louis Regional Traffic Safety Council
(50 Agencies)
- o St. Charles County DWI Task Force
(7 Agencies)
- o Central Ozarks Regional DWI Task Force
(14 Agencies)
- o Law Enforcement Traffic Safety Advisory Council (19 Agencies)



- Sobriety Checkpoints – In the past, Missouri law enforcement agencies averaged nearly 600 sobriety checkpoints each year through mobilizations and law enforcement grant contracts. In May 2017, the Missouri House of Representatives added a provision to Missouri HB4 (which gives spending authority to the Missouri Department of Transportation) limiting the spending authority of the Highway Safety and Traffic Division on sobriety checkpoints to \$1.00. This became effective July 1, 2017. In the 2018 legislative session, the Missouri House of Representatives continued this restriction in the Missouri Department of Transportation’s budget. Because of the timing of the legislative session, Highway Safety and Traffic Division had already programmed sobriety checkpoint projects in the FY18 HSP. As a result, most of those projects were converted to saturation patrol projects.
- Continuous follow-up and Adjustment – Program management staff reviews the results of various LE initiatives/ mobilizations and share these results with city/county LE agencies on a regular basis.

FY 2018 Enforcement Statistics
October 1, 2017 through September 30, 2018

ARRESTS

DWI	TOO CLOSE	STOP SIGN	SIGNAL	YIELD	CI DRIVING	SPEEDING	OTHER HMV	DUI DRUG ARRESTS	TOTAL HMV
5,406	906	4,425	2,289	1,050	1,463	72,654	10,098	440	98,731

SEATBELT	CHILD RESTRAINT	SUS/REV	UNINSURED	OTHER NON-HMV	TOTAL NON-HMV	TOTAL VIOLATIONS
23,092	796	9,267	23,000	25,466	85,843	185,474

SOBRIETY CHCKPNTS	BAC Given	BAC Refused	SFST/DRE	MIP	OPEN CONT.	ZERO TOL.	FAKE ID	OTHER LIQUOR
8	3,412	1,121	7,845	961	680	73	165	180

FELONY ARREST	DRUG ARREST	STOLEN VEHICLES	FUGITIVES APP
2,397	3,925	177	5,459

WARNINGS

TOO CLOSE	STOP SIGN	SIGNAL	YIELD	CI DRIVING	SPEEDING	OTHER HMV	TOTAL HMV
865	5,783	2,960	558	784	45,129	65,909	121,988

SEATBELT	CHILD RESTRAINT	SUS/REV	UNINSURED	OTHER NON-HMV	TOTAL NON-HMV	TOTAL WARNINGS
3,146	59	165	3,646	38,610	46,552	168,540

MIP	OPEN CONT.	ZERO TOL.	FAKE ID	OTHER LIQUOR
155	136	8	11	23

TRAFFIC STOPS	HOURS WORKED
212,737	160,609

Public Information & Education

Highly visible, catchy media campaigns coupled with strong enforcement efforts continue to prove to be the most effective means to heighten awareness but also to encourage positive behavioral changes. The campaigns are perpetuated through traditional media venues (TV, radio, print, outdoor, digital) as well as social media through mainstream platforms such as Facebook, Twitter, Instagram, SnapChat and Pinterest. Various online quiz components helped to educate the public. Dynamic Message Boards statewide help promote campaign awareness by alerting the traveling public to enforcement efforts.

Consistency in messaging began in 2017 with targeted taglines for both occupant protection and impaired driving. All occupant protection campaigns used the tagline "Give Yourself a Chance. Buckle Up Every Trip. Every Time." Impaired driving campaigns used the tagline "Impaired Driving Affects Lives." All campaigns were also tagged with appropriate logos.

CAMPAIGN NAME	MONTH/YEAR	MEDIA BUYS	IMPRESSIONS
CMV AWARENESS CAMPAIGN	JULY 10 - SEPT 30, 2018	\$425,000	45,363,928
HOLIDAY IMPAIRED	Dec-17	\$150,000	22,139,520
SUPER BOWL	Feb-18	\$150,000	7,625,766
MARCH IMPAIRED	Mar-18	\$150,000	47,023,850
TEEN SAFETY BELT	Mar-18	\$225,000	23,176,076
WORK ZONE AWARENESS	Apr-18	\$200,000	36,015,215
MOTORCYCLE AWARENESS	May-18	\$307,900	52,544,915
CLICK IT OR TICKET	May-18	\$200,000	18,678,610
YOUTH ALCOHOL	May-18	\$225,000	14,366,323
PEDESTRIAN AWARENESS	Jun-18	\$100,000	16,234,830
JULY IMPAIRED	Jul-18	\$200,000	25,030,490
DRIVE SOBER OR GET PULLED OVER	Aug-18	\$400,000	44,772,641
CHILD PASSENGER SAFETY	Sep-18	\$140,000	12,098,846
TOTAL		\$2,232,900	348,427,212

The goals of the paid media campaigns are to alert the public of enforcement efforts, educate the public on Missouri law, and decrease the serious injury and fatality crashes on Missouri's roadways.

Traffic safety materials distributed through on-line ordering system in FY2018= 146,897

FY18 saw an increase in new creative for all media outlets with our campaigns. Continued research and tracking of the campaign performance allows us to reach an optimum audience at a minimal cost per impression.



Media campaigns this fiscal year focused on the following program areas:

- Occupant Protection – *“Give Yourself A Chance”; Buckle Up. Every Trip. Every Time.”* (Click It or Ticket-Teen and Child Passenger Safety)
- Work Zone Awareness – *Work Zones Are No Phone Zones, “Buckle Up Phone Down”*
- Operation Safe Driver and Commercial Motor Vehicle – *“Respect the Load. Share the Road”*
- Impaired Driving – *“Face It. Impaired Driving Affects Lives.”* (Super Bowl, March Impaired, Youth Alcohol, July Impaired, DSOGPO.)
- Motorcycle Safety Awareness – *“Watch for Motorcycles”*



All campaigns continued the use of an American Sign Language (ASL) interpreter in the 30 second PSA's, or video captioning. This allowed us to reach out to the deaf and hard of hearing residents of Missouri to further spread our highway safety messages. It also allows for those browsing with no sound on to get the full intent of the message.

Work continues in the production of Spanish voice over of all video and radio media, and producing all print and digital text materials in Spanish to reach the Hispanic population of Missouri. Targeted advertising will specifically reach this audience with highway safety messaging in Spanish.



Public Information and Education Contract Summary

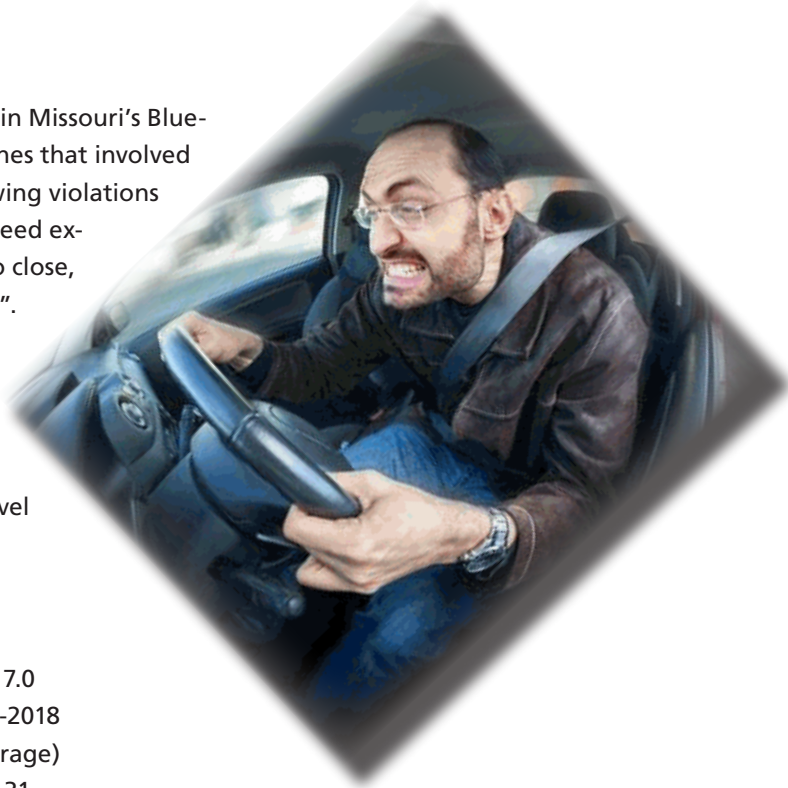
Agency	Contract	Title	Awarded	Annual Report Summary
Highway Safety & Traffic Division	18-154-AL-127	Alliance Sports Marketing	\$80,000.00	Dirt track and minor league sporting events statewide to relay the educational message of Drive Sober or Get Pulled Over to this targeted audience. Paid medi runs for approximately 10 events through the late spring and summer months.
Highway Safety & Traffic Division	18-PM-02-002	Work Zone Awareness Paid Media Campaign	\$50,000.00	Paid media ads to support the statewide Work Zone awareness campaign. Campaign runs during national WZ Awareness week in April and through the heavy construction and maintenance months of summer.
Highway Safety & Traffic Division	18-PM-02-004	PI Creative Services	\$75,000.00	Funding supports the new creative and revisions for paid media ads, radio, video and graphics design. Each campaign creative runs for approximately two years.
Highway Safety & Traffic Division	18-PM-02-003	Bike Ped and Distracted Driving PI&E	\$334,000.00	Paid media for a summer pedestrian awareness campaign. Also supplements other paid media for Buckle Up Phone down and any other special programs or projects throughout the year.

Additional PI&E contract summaries can be found with the respective program areas on pages 38-49.

Aggressive Drivers

Aggressive-driver related crashes are defined within Missouri's Blueprint: A Partnership Toward Zero Deaths as, "crashes that involved a driver who committed one or more of the following violations that contributed to the cause of a traffic crash: speed exceeded limit; too fast for conditions; following too close, improper passing, or improper lane usage/change".

The causes of aggressive driving are complex. However, three factors in particular are linked to aggressive driving: 1) lack of responsible driving behavior; 2) insufficient levels of traffic enforcement; and 3) increased congestion and travel in our urban areas.



GOAL #1:

To decrease aggressive driving-related fatalities by 7.0 percent annually, resulting in a change to the 2014-2018 moving average from 428.2 (2011-2015 moving average) to 430.9 (2014-2018 moving average) by December 31, 2018.

Final result: 445.2 for 2017 (STARS 5 Year Average)

GOAL #2:

To decrease speeding related fatalities by 7.0 percent annually, resulting in a change to the 2014-2018 moving average from 304.2 (2011-2015 moving average) to 294.8 (2014-2018 moving average) by December 31, 2018.

Final result: 311.6 for 2017 (FARS 5 Year Average)

The Highway Safety and Traffic Division focuses on aggressive driving by issuing Hazardous Moving Violation (HMV) contracts to law enforcement agencies across the state. In FY 2018, the Office issued 123 HMV law enforcement contracts resulting in 98,731 HMV violation citations and 121,988 HMV violation warnings. Efforts in this area continue to be funded and encouraged. Some of the projects used to reduce the number of aggressive driving crashes are targeted corridor projects and Selective Traffic Enforcement Programs (STEPS) conducted by law enforcement agencies. Speed monitoring devices and changeable message signs are also used across the state to keep motorists aware of dangerous situations and actions. News releases and the media are coupled with the enforcement efforts to reach the public and educate on the dangers of aggressive driving.

See pages 38-39 for Aggressive Driver Contract Summary Spreadsheet

Alcohol & Other Drugs

Twenty-one percent of all Missouri motor vehicle traffic deaths in 2017 involved one or more substance-impaired driver or motorcycle operator. There were 198 fatalities and 607 serious injuries in 2017 involving at least one substance-impaired driver. That equates to one substance-impaired driving fatality every 1 ¾ days and one substance-impaired driving serious injury every ½ day.

Youth make up a significant portion of alcohol impaired drivers causing traffic crashes, even though possessing and consuming alcohol before the age of 21 is illegal.

GOAL #1:

To decrease fatalities involving drivers with .08 BAC or greater 7.0 percent annually from the 2011-2015 calendar base year average of 242.8 to 180.8 by December 31, 2018.
Final result: 234.2 for 2017 (FARS 5 Year Average)

GOAL #2:

To increase the number of substance-impaired driving arrests made during grant funded enforcement activities by .25 percent annually from the 2011-2015 calendar base year average of 6,249 to 6,265 by December 31, 2018.
Final result: 5,846 FY18

GOAL #3:

To decrease fatalities involving alcohol-impaired drivers under the age of 21 years by 7.0 percent annually from the 2011-2015 calendar base year average of 21 to 19.5 by December 31, 2018.
Final result: 15.8 for 2017 (STARS 5 Year Average)

Projects funded by the Highway Safety and Traffic Division in the alcohol and other drugs program area include a wide focus area. The law enforcement DWI traffic units and DWI task forces detailed in the Traffic Safety Enforcement Program section are a great deterrent for impaired drivers. Programs focused on young impaired drivers are included in the Young Driver Sec-

tion.

Underage Drinking Law Enforcement Training Sessions – Each year the Highway Safety and Traffic Division sponsors law enforcement training focusing on handling underage drinking issues law enforcement encounter. During the fiscal year, 2 trainings were conducted in the locations of Joplin and Chesterfield. The topics taught by certified trainers were: Youth & Traffic Crash Investigations, Effective Statement Taking & Report Writing, and Missouri Liquor Law.

Traffic Safety Resource Prosecutor Program

This project provided for a traffic safety resource prosecutor (TSRP) to focus on traffic safety issues, particularly impaired driving, and serve as a resource to other prosecutors and law enforcement officers. This position

is shared between two attorneys, the Deputy Director of the Missouri Office of Prosecution Services and a special prosecutor in the office. The TSRP Program conducted 47 training programs which were attended by a combined total of 1,248 people. When considering all of the funded programs, other training conducted, and other training opportunities provided, the TSRP Program reached a minimum of 103 Missouri prosecutors, 1,105 Missouri law enforcement officers, and 40 other Missouri traffic safety advocates. In total, the Missouri Traffic Safety Resource Prosecutors provided training to a minimum of 1,610 people.

Six editions of the Traffic Safety

Newsletter were sent out in November 2017 and in January, March, May, July and September 2018. Approximately 155 requests for technical assistance were received from prosecuting attorney's offices and law enforcement agencies around the state. In addition, as part of the TSRP program, numerous cases were reviewed with prosecutors to discuss appropriate charges and strategy and the TSRP served as special prosecutor in seventeen cases.



DWI (Impaired) State Wide Mobilizations

The five Impaired Driving enforcement mobilizations conducted were:

- December 15, 2017 - January 1, 2018 (Holiday DWI Enforcement Campaign)
- March 15 - 28, 2018 (St. Patrick's Day DWI Enforcement Campaign)
- May 3 - 14, 2018 (Youth Alcohol Enforcement Campaign)
- June 29 - July 4, 2018 (Independence Day DWI Enforcement Campaign)
- August 17 - September 3, 2018 (Drive Sober or Get Pulled Over DWI Enforcement Campaign)

Out of the five statewide mobilizations, there were roughly 167 agencies involved in each mobilization that reported enforcement statistics and 20,382 total man hours worked.

Highlights from the five (5) mobilizations are as follows:

- 55 Alcohol Compliance Checks
- 154 MIP (Minor In Possession)
- 178 Open Container violations
- 1,025 DWI Arrests
- 229 Drug Arrests / DUI Arrests
- 31,995 Traffic Stops

Missouri Legislation Eliminating funding for DWI Checkpoints

On May 4, 2017 the State of Missouri Legislature passed House Bill 4, which restricted the Highway Safety and Traffic Division to \$1 to be spent on sobriety checkpoints. While not statutorily eliminating sobriety checkpoints, this reduction in spending authority effectively ended the Highway Safety and Traffic Division ability to pay for sobriety checkpoints, sobriety checkpoint equipment, and checkpoint supervisor training. The spending authority restriction that affected MoDOT's FY2017 budget was continued in FY2018 only, and it is unclear if future budget years will also be affected.



Breath Alcohol Instrument Placement Program and Technical Assistance

The Missouri Safety Center (MSC) provides breath alcohol instrument placement, maintenance and service across the State. In addition, MSC provides technical training to law enforcement officers and others in the criminal justice system in the area of breath alcohol testing, standardized field sobriety testing, drug evaluation and classification, breath alcohol ignition interlock and sobriety checkpoint supervisor. Calls for service, repairs or calibrations of breath instruments were provided to local law enforcement agencies. The Center provided:

- 16 new breath alcohol testing instruments
- 167 preliminary breath test units (PBTs) to law enforcement agencies
- trained 315 officers on breath alcohol instruments
- trained 131 officers in the 24-hour SFST Training

The staff conducted calibration checks and verified proper operation on 129 simulators and replaced 18 simulators. The Safety Center staff responded to 2,031 calls regarding ignition interlock. Of this total 1,769 were concerning installs for an average of 168 install calls per month. There were 97 medical letters sent out. Twelve new Drug Recognition Officers (DRE) were trained, four DRE instructors, and 91 DREs were recertified during the fiscal year. The center also provided prosecution guidance and advice as requested and complied with numerous subpoenas for court appearances.





DWI Courts

- The Office of State Courts Administrator (OSCA) received grant funding for DWI court expansion in the State. DWI courts provide a cost-effective alternative to the traditional criminal justice system in addressing the risk to public safety caused by hardcore impaired drivers.

As of September 30, 2018 there were 835 individuals participating in DWI courts in 22 stand-alone county programs and 37 adult drug court programs that accept DWI offenders. There have been 234 DWI court graduates in calendar year 2018, with a program graduation rate of 80 percent.

- The Missouri Supreme Court adopted Court Operating Rule (COR) 26. This rule requires all courts that seek to establish a DWI court or docket to submit a Plan of Operation to the Drug Courts Coordinating Commission for approval before issuing a limited driving privilege (LDP). As of September 1, 2018 approved courts have granted 1,640 revoked 340 and suspended 40 LDPs.

A requirement for DWI court team training was included in the DWI Court Guidelines. After January 1, 2011, each court who has not attended DWI Court training through National Center for Disease Control (NCDC) is required to attend a 3-day DWI Court training before their plan of operation will be approved to grant a LDP. The DWI Court training includes over 18 hours of instruction time and six additional breakout sessions for each team to work on their individual policy and procedure manual and their Plan of Operation for their DWI Court. A total of 51 teams have attended the 3-day DWI court training with 438 DWI court team members in attendance in since 2011.

Drug Recognition Expert System

The Missouri Department of Transportation contracted with the REJIS Commission to create an automated system to facilitate data collection, data sharing, tracking of certification, and overall administration of the Drug Recognition Expert (DRE) program. The State Coordinator works with a group of technical experts across the state to administer the DRE program. This system allows for automatic transmission of drug evaluations to the regional coordinator, state coordinator and the federal database. The system also allows for email notification of DREs, regional coordinators and the state coordinator.

The system has been up and running since March 1, 2016, and has received excellent feedback from DREs in the field. DRE Candidates are trained on the new system as part of their DRE training, conducting their field certifications using the system. The program is proving to be a great administrative tool and will add to the state's ability to track drug involvement in traffic stops.

2018 - (Data from Missouri DRE System):

779 Total Evaluations

184 Training Evaluations

589 Enforcement Evaluations

See page 40-46 for Alcohol and Other Drug Contract Summary Spreadsheet



Occupant Protection

Traffic crashes are one of the leading causes of death in the United States. It is well recognized that one of the best means of defense in a crash is to be protected by a safety belt or a child safety seat. Increasing safety belt and child safety seat use has tremendous potential for saving lives, preventing injuries, and reducing the economic costs associated with traffic crashes. Safety belt use dramatically reduces a person's chance of being killed or seriously injured in a traffic crash. Of the drivers involved in 2015-2017 crashes, 1 in 2 was injured when they failed to wear their safety belt, however, when they were wearing a safety belt, their chances of being injured in the crash were 1 in 7. When examining driver deaths, the differences are much more significant. Drivers had a 1 in 29 chance of being killed if they were not wearing a safety belt; but that chance dropped dramatically to only 1 in 1,243 if the driver was wearing a safety belt.

GOAL #1:

To increase statewide safety belt usage by 1% annually from 81 percent in 2016 to 83 percent in 2018.

Final result: 87.1% for 2018

GOAL #2:

To decrease unrestrained passenger vehicle occupant fatalities in all seating positions by 7 percent annually from the 2011-2015 calendar base year average of 351.6 to 355.5 by December 31, 2018.

Final result: 350.8 for 2017 (FARS 5 Year Average)

GOAL #3:

To increase teen safety belt usage by 1% annually from 70 percent in 2016 to 72 percent in 2018.

Final result: 73.8% in 2018

The Highway Safety and Traffic Division coordinated five quarterly mobilizations in the area of Occupant Protection during FY2018, in addition to the Click It or Ticket It Campaign and the Youth Seat Belt Campaign. The quarterly OP enforcements were conducted November 22, 2017, February 15, 2018, April 12, 2018 and the CPS focused enforcement was September 23-29, 2018.

The Click it or Ticket enforcement was conducted May 21-June 3, 2018. This campaign involved 133 law enforcement agencies with a total of 6,290 hours of work completed. This campaign also included a media campaign outlined in the Public Information & Education section.

Law enforcement mobilizations also help law enforcement obtain offenders of other dangerous crimes. Some results from the six enforcement activities are as follows:

Highlights from the five enforcement activities are as follows:

- 763 DWI Alcohol/Drug arrests
- 7,584 Seat Belt citations
- 303 Child Restraint Violations
- 201 Felony Arrests
- 500 Drug Arrests
- 605 Fugitive Arrests



Occupant Protection

Child Passenger Safety

Attention is also given the youngest passengers through the Child Passenger Safety (CPS) Program. The FY2017 program focused on the use of booster seats until the child met the height and weight requirements required by law, even if the child is 8 years old. Ensuring a proper seat belt fit is vital to surviving a car crash with minimal injuries.

The State of Missouri has 1,050 Certified Child Passenger Safety Technicians, 31 Child Passenger Safety Instructors and 180 Inspection Stations with at least one Certified Technician. Child passenger safety seats were provided to low income families through the inspection stations across the



state. The Highway Safety and Traffic Division distributed 2,116 seats total, 1,548 convertible seats and 568 high back boosters.

The CPS enforcement campaign continued again this year with the media message focusing on booster seats. During the campaign, 93 law enforcement agencies contracted with the HSO. A total of 1,431 hours of enforcement resulted in 2,790 traffic stops, including 405 safety belt citations and 34 child restraint citations written.

2018 Missouri occupant restraint usage rates:

- Statewide 87%
- Teens 73.8%
- Child Passenger Safety 94% (2017)

See pages 47-48 for the Occupant Protection Contract Summary Spreadsheet

Distracted Drivers

Distracted driving is a voluntary diversion of the driver's attention from activities critical to safe driving. There are four types of driver distraction; visual, auditory, manual, and cognitive. There is a growing body of evidence which suggests driver distractions, both inside the vehicle and the road environment, becoming increasingly large contributors to road trauma. It is estimated that drivers engage in a secondary task between one-quarter and one-half of the time they drive.

GOAL #1:

To decrease distracted driving fatalities by 7.0 percent annually, resulting in a change to the 2014-2018 moving average from 97.2 (2011-2015 moving average) to 86.8 (2014-2018 moving average) by December 31, 2018.

Final result: 82.4 for 2017 (STARS 5 Year Average)

GOAL #2:

To decrease distracted driving serious injuries by 4.0 percent annually, resulting in a change to the 2014-2018 moving average from 846.6 (2011-2015 moving average) to 594.6 (2014-2018 moving average) by December 31, 2018.

Final result: 655 for 2017 (STARS 5 Year Average)

The Highway Safety and Traffic Division encourages law enforcement to find innovative ways to address the distracted driving issue. Missouri currently has a no-texting law for individuals 21 years old and under, however, it is very difficult to enforce. Statistics show us that it is not only this younger population engaging in texting while driving, it includes all age groups and to compound the issue, texting is only one of many distractions that are encountered while driving.

Presentations and educational materials continue to be implemented at schools, businesses and community organizations statewide.

Legislative bills have been proposed each of the last several years to strengthen the distracted driving law, unfortunately the bills have not yet passed. Similar bills have been pre-filed for the upcoming 2018 legislative session.



See page 49 for the Distracted Driver Contract Summary Spreadsheet

Young Drivers

Young drivers are categorized as those ages 15 through 20 years. These young drivers are substantially over-involved in Missouri traffic crashes. In 2017, 14% of all fatal crashes involved a young driver of a motor vehicle; this is particularly significant since young drivers comprised only 8% of the licensed driver population in Missouri.

The top 5 contributing circumstances attributable to young drivers of motor vehicles involved in 2015-2017 fatal and serious injury crashes were:

1. Driving Too Fast for Conditions
2. Failed to Yield
3. Improper Lane Usage / Change
4. Distracted / Inattentive
5. Speed Exceeded Limit



GOAL #1:

To decrease drivers age 20 or younger involved in fatal crashes by 7.0 percent annually, resulting in a change to the 2014-2018 moving average from 118.4 (2011-2015 moving average) to 112.7 (2014-2018 moving average) by December 31, 2018.

Final result: 117.2 for 2017 (FARS 5 Year Average)

GOAL #2:

To decrease drivers age 20 or younger involved in serious injury crashes by 4.0 percent annually, resulting in a change to the 2014-2018 moving average from 865.2 (2011-2015 moving average) to 748.9 (2014-2018 moving average) by December 31, 2018.

Final result: 786 for 2017 (STARS 5 Year Average)

Young driver programs focusing on safety belt use, underage drinking and distracted driving continue to be supported. Each of the following programs reached hundreds of teens, who in turn, spread the message to other teens.



Missouri Safe and Sober

A free and effective program that educates students and parents on the dangers of drugs and alcohol while reinforcing positive decision making and responsibility. During the fiscal year, 468 schools participated in this program.

ThinkFirst MO

An award-winning school assembly program for teens. High-impact injury prevention presentations are made to Missouri schools free of charge by personal testimony from people who have sustained a brain or spinal cord injury, usually due to a motor vehicle crash. A total of 18,195 Missouri students received traffic safety education from the ThinkFirst traffic safety assembly program delivered via 131 presentations at 84 schools. A total of 2,578 Missourians received traffic safety education from the ThinkFirst Corporate/Community Traffic Safety Program delivered via 41 presentations at 33 worksites/organizations. In addition ThinkFirst Missouri delivered 12 Traffic Offender Program classes reaching 296 high-risk Missouri drivers. On May 1, 2016, ThinkFirst MO launched the First Impact GDL education program for parents. A total of 1,608 parents & teens received the First Impact GDL program via 90 presentations delivered at 90 venues statewide.



It Only Takes One

It Only Takes One is a competition between Missouri high schools to encourage safe driving habits. It is a chance for students to educate teens, parents and the community about the dangers teens face while driving. During the 2017-2018 school year, 130 schools participated in the It Only Takes One campaign.



SMART/CHEERS

The University of Missouri houses two programs aimed at alcohol use on college campuses. The SMART program is a web-based program that educates bar and restaurant owners on the sale of alcohol to minors and how to avoid over serving those already intoxicated. During the fiscal year there were 10,858 total users of SMART and 3 SMART live trainings were completed. CHEERS to the Designated Driver is a program for bars and restaurants to celebrate the designated driver by serving them free non-alcoholic drinks. Currently, 263 establishments participate in the program.



TRACTION

Teens Taking Action to Prevent Traffic Crashes, (formerly Team Spirit) is a youth traffic safety leadership training program designed to empower youth to take an active role in promoting safe driving habits. High school students and advisors are invited to attend one training program as a school team. As a team they will not only receive educational training on highway safety topics, but will also develop individualized team action-plans to be implemented within their own schools upon their return. During the fiscal year, 41 schools were trained at TRACTION and implemented plans within their schools.

Young driver materials were assessed to determine the best and most cost-effective way to reach the largest number of parents and teens, and are distributed to the public through an online ordering system at <https://www6.modot.mo.gov/OrderSystem/pub/displayOrder.do>.

The Graduated Driver License Law information continues to be included in campaign and web materials to educate teens and adults on the importance of and purpose for the law. This information is also included in the RoadWise Guide: Parent/Teen Safe Driving Guide. Over 30,165 guides were distributed during the fiscal year to teens, parents and teachers to support new drivers.

Two law enforcement campaigns were again supported, youth seat belt and underage drinking. Participation from 104 law enforcement agencies during the youth seat belt campaign resulted in 1,144 seat belt citations issued. In addition, 152 agencies participated in the youth alcohol campaign resulting in 60 minor in possession citations, 161 driving while impaired arrests.



Both campaigns are promoted through paid, earned and social media outlets. The youth seat belt message *"Give Yourself a Chance. Buckle Up. Every Trip. Every Time."* focused on encouraging teens to take initiative to protect themselves by buckling up, giving them the best chance of surviving a traffic crash.

The youth alcohol message, *"Face It. Driving Impaired Affects Lives"* focused on how much there is to lose by making a poor choice to drive impaired.



Young Driver Contract Summary

Agency	Contract	Title	Awarded	Annual Report Summary
Cape Girardeau Safe Communities	18-CP-09-003	TRACTION Youth Taking Action	\$178,246.32	This funding was used to cover salary, travel expenses, and all fees for 1 TRACTION reunion conference and 3 three-day TRACTION conferences. A total of 36 schools were trained throughout the year.
Mothers Against Drunk Driving	18-154-AL-022	MADD Power of Parents and Power of Youth	\$53,500.00	This funding was used to cover salary, travel expenses, office supplies, educational materials, and indirect costs.
TYREDD	18-SA-09-003	TyREDD	\$30,000.00	This funding was used to cover salary and website development. TYREDD conducted 238 presentations throughout the state.
Highway Safety & Traffic Division	18-CP-09-005	Teen Driving Programs	\$28,850.00	This funding was used to cover the purchase of the Roadwise guide, the school resource officers annual conference, and travel expenses.
B.R.A.K.E.S.	18-CP-09-007	B.R.A.K.E.S.	\$30,000.00	This funding was used for a 2-day BRAKES training program. Expenses were instructor pay, travel expenses, advertising and supplies. A total of 123 teens and 135 parents attended the training.

It's Time...



To Talk About Driving Retirement

A Missouri Guide

Older Drivers

Our population is aging and older adult drivers are increasing their exposure (miles driven/year) on the highways. According to the U.S. Census Bureau, Missouri ranked 16th nationally in 2010 with 15% of the population age 65 or older. By the year 2030 it is estimated that over 20% of the population in Missouri will be age 65 or older. That means approximately one in five people will be 65 or older.

Being able to go where we want, when we want, is important to our quality of life. Personal mobility is often inextricably linked to the ability to drive a car. However, as we age our ability to drive a motor vehicle may be compromised by changes in vision, attention, perception, memory, decision-making, reaction time and aspects of physical fitness and performance.

GOAL #1:

To decrease older driver involved fatalities by 7.0 percent annually, resulting in a change to the 2014-2018 moving average from 157.0 (2011-2015 moving average) to 189.1 (2014-2018 moving average) by December 31, 2018.

Final results: 181.4 for 2017 (STARS 5 Year Average)

GOAL #2:

To decrease older driver involved serious injuries by 4.0 percent annually, resulting in a change to the 2014-2018 moving average from 752.8 (2011-2015 moving average) to 726.0 (2014-2018 moving average) by December 31, 2018.

Final results: 735.2 for 2017 (STARS 5 Year Average)

The Highway Safety and Traffic Division continues to work with safety partners and universities to produce and implement countermeasures that reduce crashes involving older drivers. Some of these measures will enable older drivers to check their own driving abilities, assist local driver license offices in recognizing medically unfit drivers and develop a package of office-based screening tools to be used by healthcare providers. In addition, 25 presentations were offered at senior/retirement centers in the counties of Adair, Audrain, Boone, Callaway, Camden, Cole, Cooper, Crawford, Gasconade, Howard, Laclede, Macon, Maries, Miller, Moniteau, Morgan, Osage, Pettis, Phelps, and Randolph.

See page 49 for Older Driver Contract Summary Spreadsheet



Commercial Motor Vehicles

Large trucks have blind spots, identified as No Zones, around the front, back and sides of the truck. The blind spots make it difficult for the driver to see. It is critically important that other drivers stay out of the No Zone of a commercial motor vehicle (CMV). Since CMVs are large transport devices that are much heavier than passenger vehicles, they cause greater amounts of personal injury and severity to the occupants of vehicles in crashes. When analyzing the types of persons killed or injured in CMV crashes, the majority were not the occupants of the commercial motor vehicle.

The Highway Safety and Traffic Division administers the Motor Carrier Safety Assistance Program (MCSAP), which operates under a grant from the Federal Motor Carrier Safety Administration. Goals, benchmarks and strategies are outlined within the Commercial Vehicle Safety Plan. Having the MCSAP program housed in the Highway Safety and Traffic Division provides a unique opportunity for coordinating safety efforts between the MCSAP and NHTSA programs.

During the Motor Carrier Safety Assistance Program (MCSAP) fiscal year 2017, Missouri conducted a total

of 98,105 roadside inspections on commercial motor vehicles. Missouri State Highway Patrol conducted four Truck Checks working a total of 1,592 hours. The Truck Checks resulted in 1,310 inspections with an average 23% out of service rate. Missouri currently has a low number of passenger vehicle crashes. To ensure Missouri keeps that number low, the CMV inspectors conducted 931 passenger carrier inspections during FY17. Furthermore, MoDOT Motor Carrier Services conducted a total of 467 compliance reviews on CMV companies.

Missouri’s commercial motor vehicle safety belt use rate is 82.8%. Missouri has taken a zero tolerance approach to safety belt enforcement on CMVs. During FY17, Missouri CMV enforcement officers issued 1,110 safety belt violations and MoDOT Motor Carrier Services issued 2,734 letters to motor carriers informing them of their driver’s noncompliance with the safety belt law.

Missouri’s public education efforts on commercial motor vehicle safety included two media campaigns, which resulted in a total of 57,869,000 impressions. That tells us the CMV message reached an engaged audience.

There is no Contract Summary for Commercial Motor Vehicle program.



Motorcycles

A responsible motorcyclist must think about the consequences of their riding behavior in traffic and accept personal responsibility for the results of their decisions and actions, as well as develop good skills and judgment. The motorcyclist must consider their personal margin of safety or margin for error – how much extra time and space they need given their skill level.

Likewise, the general motoring public must be aware of their surroundings while driving and share the road with motorcyclists. A significant number of motorcycle crashes involve another vehicle.



GOAL #1:

To decrease motorcyclist fatalities by 7.0 percent annually, resulting in a change to the 2014-2018 moving average from 89.6 (2011-2015 moving average) to 106.4 (2014-2018 moving average) by December 31, 2018.

Final result: 102.2 for 2017 (FARS 5 Year Average)

GOAL #2:

To decrease unhelmeted motorcyclist fatalities by 7.0 percent annually, resulting in a change to the 2014-2018 moving average from 8.0 (2011-2015 moving average) to 8.9 (2014-2018 moving average) by December 31, 2018.

Final result: 11.2 for 2017 (FARS 5 Year Average)

GOAL #3:

To decrease fatalities involving unlicensed/improperly licensed motorcycle operators by 7.0 percent annually, resulting in a change to the 2014-2018 moving average from 29.6 (2011-2015 moving average) to 36.7 (2014-2018 moving average) by December 31, 2018. (Missouri's crash report was modified in calendar year 2012. Variances in the 2011 versus 2012 crash report affected the baseline data for 2011-2015.)

*Final result: 39.6 for 2017
(STARS)*

The Motorcycle Safety Trust Fund is used for training motorcyclists and promotes public awareness of motorcyclists. From January 1, 2018 through December 31, 2018, the Missouri Motorcycle Safety Program (MMSP) has trained 3,543 beginning students and 328 non-beginning students. The MMSP and the Highway Safety and Traffic Division's goal is to promote awareness of motorcycles on the roadways, obtaining proper licensing and instructions and promoting proper riding gear but, most of all reducing motorcycle crashes and fatalities through the aforementioned process.

The funding received for the program was used for media targeting rider safety for males ages 45-60 and motorist awareness for all drivers. The motorcycle awareness media campaign starts in late April through May to early September and includes late summer holidays and special motorcycle events throughout the riding season.

Rider awareness is a year-round process starting at the dealerships throughout Missouri with dealer placement hang tags on motorcycles and displays, along with free motorcycle training courses at participating dealerships. Motorcycle safety pamphlets are also distributed to license offices and dealerships. In 2018, the

Highway Safety and Traffic Division distributed:

- 5,035 Watch for Motorcycles yard signs
- 5,000 Motorcycle Safety brochures.

See page 49 for the Motorcycle Contract Summary Spreadsheet



Crashes Involving School Buses

Although school buses provide one of the safest modes of transportation, there are still school bus related injuries and, unfortunately, some fatalities every year. Some of these are due to crashes with other vehicles while others are due to the school bus striking a pedestrian or bicyclist.



GOAL #1:

To decrease school bus involved or school bus signal involved fatalities by 7.0 percent annually, resulting in a change to the 2014-2018 moving average from 2.4 (2011-2015 moving average) to 1.6 (2014-2018 moving average) by December 31, 2018.

Final result: 2.8 for 2017 (STARS 5 Year Average)

GOAL #2:

To decrease school bus involved or school bus signal involved serious injuries by 4.0 percent annually, resulting in a change to the 2014-2018 moving average from 17.0 (2011-2015 moving average) to 18.5 (2014-2018 moving average) by December 31, 2018.

Final result: 16.8 for 2017 (STARS 5 Year Average)

The Highway Safety and Traffic Division staff continues to serve on the state school bus safety committee and distributes materials to address safety in and around school buses and sharing the road with school buses.

There is no Contract Summary for the school bus program.

Vulnerable Roadway Users

Many Missourians rely on non-motorized means of transportation such as walking and bicycling. Both of these modes have the ability to provide physical and health benefits, but they also have the potential for serious or fatal injuries in the event of a crash. Crashes involving pedestrians and bicyclists do not occur in extremely large numbers (1.0% and .33% of all crashes, respectively) but when a pedestrian or bicyclist is involved in a traffic crash, the potential for harm is much greater.

GOAL #1:

To decrease pedestrian fatalities by 7.0 percent annually, resulting in a change to the 2014-2018 moving average from 80.2 (2011-2015 moving average) to 89.1 (2014-2018 moving average) by December 31, 2018.

Final result: 86.6 for 2017 (FARS 5 Year Average)

GOAL #2:

To decrease bicyclist fatalities by 7.0 percent annually, resulting in a change to the 2014-2018 moving average from 5.0 (2011-2015 moving average) to 8.4 (2014-2018 moving average) by December 31, 2018.

Final result: 7.2 for 2017 (FARS 5 Year Average)

There is no Contract Summary for vulnerable roadway users program.





Engineering Services and Data Collection

Engineering Services

Traffic engineering is a vital component of the traffic safety countermeasure picture. The techniques engineers use to design roads certainly affect the safety of motorists. Engineering approaches offer two basic types of countermeasures against drivers committing hazardous moving violations: highway design and traffic engineering. With highway design, the roads can be redesigned to add capacity or accommodate increased traffic. Highway design can also mitigate the injury consequences for motorists who come into contact with aggressive, impaired, or distracted drivers. Effective traffic engineering offers a way to accommodate increased traffic flow, or at least get it under control, without building new roads.



Consulting services were provided for Traffic engineering projects around the state. Funding was focused on correcting operational problems on city and county streets, and highways.



A total of eight consultant projects were funded through the grant this fiscal year. Those consultant services were provided on projects located in the City of Lathrop, City of Kirksville, City of St. Peters, City of Frontenac, City of Moberly, City of Park Hills, City of Jefferson and City of Monett.

The FY18 Traffic Engineering Assistance Program (TEAP) projects, which utilized Highway Safety Funds, included corridor studies, intersection improvements, operational analysis, sign inventories, pedestrian/bike route analysis and parking studies.



The engineering safety projects MoDOT continues to implement relate to roadway departure and intersections. These improvements include installation of several hundred miles of rumble strips on improved shoulders, several thousand curve related signs (chevrons) and more intersection improvement projects like j-turns.

See page 50 for Engineering Services and Data Collection Contract Summary Spreadsheet

Data Collection

The TRCC plays a role in the creation, approval and evaluation of the data improvement projects. The TRCC consists of developing initial project proposals as well as discusses the proposals openly in the TRCC bi-monthly meetings. The TRCC, through discussion of the proposed projects, prioritize the projects and determine the funding sources, and also work with the custodial agencies to develop and maintain the data quality reporting function.

The Missouri Traffic Records System works towards a formal data quality program with performance indicators for each of the six core system areas. Projects are selected based on recommendations from the most current assessments and their ability to meet six characteristics: timeliness, accuracy, integration, uniformity, accessibility and completeness.

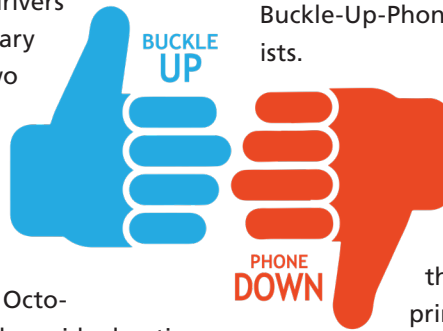


Program Area Highlights

PUBLIC INFORMATION & EDUCATION

Early in 2017 MoDOT began Buckle Up Phone Down as a challenge geared toward businesses and individuals to take a pledge to buckle up every trip, every time and to put their phones down while driving.

Missouri has a “no texting” law for drivers age 21 years and under, and no primary seat belt law. Knowing that those two tasks alone can save thousands of lives per year, promotion began to encourage all motorists to Buckle Up Phone Down.



Buckle Up Challenge Day was set for October 19. Organic promotion followed by paid advertisements and community support helped the campaign to kick off and excel. A web page was created for businesses and individuals to take the pledge.

This page houses logos of the more than 400 businesses that have made the choice to make their employees safer on Missouri’s roadways. Over 5,000 individuals have also taken the #BUPD pledge. The web page is located at <http://www2.modot.org/BuckleUpPhoneDown/> A resource page is located at <https://savemolives.com/Buckle-Up-Phone-Down> to educate and inform motorists.

Since inception, Buckle Up Phone Down has earned several state and national awards. Cities and counties across the state opted to keep their citizens and visitors safe by passing primary seat belt ordinances. Missouri Governor Mike Parson proclaimed October 19, 2018 as Buckle Up Phone Down Day in Missouri. Promotion continues both paid and organic to keep the message out there and make Missouri’s roadways safer.

IMPAIRED DRIVING AWARENESS

The Jackson County Traffic Safety Task Force during FY2018 unveiled the “Choose Your Ride” car. The goal is to use the car as a mobile billboard to remind drivers to choose a sober driver if they need to go somewhere after drinking alcohol. The old police cruiser, donated by Independence Police, has a new paint job: the front is a black and white police car, and the back is a yellow taxi. The vehicle’s message is that a person can either pay a minimal fee for a taxi after drinking or take the more costly risk of getting pulled over for driving under the influence -- or worse, crashing into another car and killing either themselves or another person. This is the first vehicle of its kind in the Kansas City metro area. Law enforcement agencies within Jackson County utilize the vehicle for impaired driving awareness throughout the county and deploy the vehicle during DWI saturation events.



YOUNG DRIVERS

First Impact is an evidence-based, traffic safety parent program targeted to parents and/or guardians of teen drivers in the pre-permit, permit or intermediate stage of licensure. The goal of First Impact is to reduce the

number of motor vehicle fatalities, injuries and crashes among teen drivers by increasing parental awareness and enforcement of Missouri’s graduated driver license law.

First Impact will provide the tools parents need to be involved in monitoring, coaching and supporting their new teen driver. Ensuring that parents understand the risks and responsibilities associated with driving is essential in preventing teen driving tragedies.

First Impact has trained facilitators statewide and is provided free of charge. Also provided is a parent/teen driving agreement which outlines specific rules that parents and teens agree to follow during the different stages of licensure of the teen.

During FY18, 90 First Impact parent programs were delivered statewide reaching over 1,600 people.



**B.R.A.K.E.S.
(BE RESPONSIBLE AND KEEP EVERYONE SAFE)**

B.R.A.K.E.S. (Be Responsible And Keep Everyone Safe), the Guide Star Platinum-rated charity, educates teen drivers and their parents about the importance of safe and responsible driving.

In partnership with the Missouri Safety Center, The B.R.A.K.E.S event was held in Warrensburg at the University of Central Missouri Safety Center training facility. There were 4 sessions, each of which included a 45-minute classroom session and five hands-on driving exercises: Distracted Driving Awareness, Crash Avoidance, Car Control/Skid Recovery, Panic Braking, and Drop-wheel/Off-road Recovery. Overall, B.R.A.K.E.S trained 123 teens and 135 parents throughout the two-day event.

IMPAIRED DRIVERS

The Highway Safety and Traffic Division, in conjunction with the Missouri State Highway Patrol, teamed up with neighboring states for a special 420 Impaired Driving Enforcement Campaign April 20-22, 2018. The campaign included the states of Nebraska, Kansas, Oklahoma, Iowa, Missouri and Arkansas to impact the ever-present problem of impaired drivers on major routes that connect these states. Targeted roadways for this campaign included Interstate 44, I-70, I-35, I-55,

and I-270. In Missouri a total of 70 departments participated in the campaign, final numbers for the campaign were as follows:

- 493 Crashes
- 6 Fatalities
- 4,573 Traffic Citations
- 529 Seat Belt Citations
- 1,340 Speed Citations
- 183 DWI Arrests
- 309 Commercial Vehicle Citations
- 209 Drug Arrests
- 147 Felony Arrests



Aggressive Driver Contract Summary (and projects not implemented)

Agency	Contract	Title	Awarded	Annual Report Summary
Arnold Police Dept.	18-PT-02-001	HMV Enforcement	\$13,000.00	
Ballwin Police Dept.	18-PT-02-002	HMV Enforcement	\$7,000.00	
Belton Police Dept.	18-PT-02-004	HMV Enforcement	\$4,975.00	
Blue Springs Police Dept.	18-PT-02-046	HMV Enforcement	\$9,500.00	
Bolivar Police Dept.	18-PT-02-008	HMV Enforcement	\$9,500.00	
Boone County Sheriff's Dept.	18-PT-02-011	HMV Enforcement	\$22,785.60	
Branson Police Dept.	18-PT-02-012	HMV Enforcement	\$3,000.00	
Buchanan County Sheriff's Dept.	18-PT-02-068	HMV Enforcement	\$10,000.00	
Butler County Sheriff's Office	18-PT-02-003	HMV Enforcement	\$7,200.00	
Callaway County Sheriff's Office	18-PT-02-013	HMV Enforcement	\$7,000.00	
Camden County Sheriff's Office	18-PT-02-015	HMV Enforcement	\$4,000.00	
Cameron Police Dept.	18-PT-02-069	HMV Enforcement	\$8,500.00	
Cape Girardeau Police Dept.	18-PT-02-019	HMV Enforcement	\$7,000.00	
Cass County Sheriff's Office	18-PT-02-070	HMV Enforcement	\$5,800.00	
Chesterfield Police Dept.	18-PT-02-020	HMV Enforcement	\$9,250.00	
Chillicothe Police Dept.	18-PT-02-072	HMV Enforcement	\$11,120.60	
Christian County Sheriff's Office	18-PT-02-017	HMV Enforcement	\$4,890.00	
City of St. Louis Police Division	18-PT-02-109	HMV Enforcement	\$164,700.00	
Clay County Sheriff's Office	18-PT-02-073	HMV Enforcement	\$7,000.00	
Clayton Police Dept.	18-PT-02-021	HMV Enforcement	\$6,618.21	
Cole County Sheriff's Dept.	18-PT-02-025	HMV Enforcement	\$3,950.00	
Creve Coeur Police Dept.	18-PT-02-022	HMV Enforcement	\$5,750.00	
Crystal City Police Dept.	18-PT-02-023	HMV Enforcement	\$16,000.00	
DeSoto Dept. of Public Safety	18-PT-02-024	HMV Enforcement	\$3,000.00	
Eureka Police Dept.	18-PT-02-026	HMV Enforcement	\$12,000.00	
Excelsior Springs Police Dept.	18-PT-02-076	HMV Enforcement	\$5,400.00	
Farmington Police Dept.	18-PT-02-028	HMV Enforcement	\$6,000.00	
Festus Police Dept.	18-PT-02-030	HMV Enforcement	\$18,250.00	
Florissant Police Dept.	18-PT-02-039	HMV Enforcement	\$16,000.00	
Franklin County Sheriff's Office	18-PT-02-033	HMV Enforcement	\$42,000.00	
Gladstone Dept. of Public Safety	18-PT-02-123	HMV Enforcement	\$3,000.00	
Glendale Police Dept.	18-PT-02-041	HMV Enforcement	\$5,000.00	
Grain Valley Police Dept.	18-PT-02-083	HMV Enforcement	\$1,680.00	
Grandview Police Dept.	18-PT-02-084	HMV Enforcement	\$13,000.00	
Greene County Sheriff's Office	18-PT-02-034	HMV Enforcement	\$85,500.00	
Greene County Sheriff's Office	18-PT-02-118	HMV Enforcement Unit	\$30,975.51	
Harrisonville Police Dept.	18-PT-02-027	HMV Enforcement	\$4,300.00	
Hazelwood Police Dept.	18-PT-02-043	HMV Enforcement	\$33,500.00	
Henry County Sheriff's Office	18-PT-02-085	HMV Enforcement	\$7,000.00	
Highway Safety and Traffic Division	18-PT-02-102	Statewide HMV	\$60,923.29	Enforcement Stats:
Howell County Sheriff's Dept.	18-PT-02-044	HMV Enforcement	\$6,000.00	Speed - 33,616 Citations
Independence Police Dept.	18-PT-02-086	HMV Enforcement	\$192,180.00	C&I Citations - 258
Jackson County Sheriff's Office	18-PT-02-088	Training for DWI Unit	\$4,500.00	
Jackson Police Dept.	18-PT-02-045	HMV Enforcement	\$3,750.00	Speed Warning - 20,280
Jasper County Sheriff's Office	18-PT-02-047	HMV Enforcement	\$13,800.00	
Jefferson City Police Dept.	18-PT-02-036	HMV Enforcement	\$22,320.64	C&I Warning - 91
Jefferson County Sheriff's Office	18-PT-02-049	HMV Enforcement	\$171,603.00	
Joplin Police Dept.	18-PT-02-038	HMV Enforcement	\$12,500.00	Total HMV - 58,492
Kansas City MO Board of Police Commissioners	18-PT-02-032	HMV Enforcement	\$188,600.00	Total HMV Warning - 45,957
Kennett Police Dept.	18-PT-02-050	HMV Enforcement	\$3,500.00	
Kirkwood Police Dept.	18-PT-02-051	HMV Enforcement	\$11,000.00	Total Hours Worked - 10,759
Lake St. Louis Police Dept.	18-PT-02-052	HMV Enforcement	\$6,385.00	
Lawrence County Sheriff's Dept.	18-PT-02-121	HMV Enforcement	\$5,000.00	Three agencies did not use any of the funding for this contract year:
Lee's Summit Police Dept.	18-PT-02-018	HMV Enforcement	\$34,200.00	
Liberty Police Dept.	18-PT-02-016	HMV Enforcement	\$10,000.00	
Lincoln County Sheriff's Office	18-PT-02-053	HMV Enforcement	\$11,000.00	Audrain County used no funding, and we have not been able to get them to answer email, or phone calls with any type of explanation.
Macon Police Dept.	18-PT-02-054	HMV Enforcement	\$4,000.00	
Manchester Police Dept.	18-PT-02-055	HMV Enforcement	\$5,005.00	
Marshall Police Dept.	18-PT-02-056	HMV Enforcement	\$4,750.00	
Maryland Heights Police Dept.	18-PT-02-058	HMV Enforcement	\$10,455.06	Monroe county used no funding, correspondence with them stated that it was due to low manpower and other problems within the agency.
MO State Highway Patrol	18-PT-02-100	HMV Enforcement	\$234,999.80	
MO State Highway Patrol	18-PT-02-105	HMV Enforcement/Aircraft	\$100,000.00	
Monroe County Sheriff's Office	18-PT-02-059	HMV Enforcement	\$2,000.00	
Neosho Police Dept.	18-PT-02-061	HMV Enforcement	\$6,225.00	

Aggressive Driver Contract Summary, continued

Nevada Police Dept.	18-PT-02-063	HMV Enforcement	\$6,000.00	St. Ann PD used no funding. They replaced their previous grant coordinator with a member of the management staff. After this change was made, they used no further funding. The prior grant coordinator stated that he is not sure why the agency failed to use the funding. There appears to be a break down in communication with the current management staff.
Newton County Sheriff's Office	18-PT-02-067	HMV Enforcement	\$5,750.00	
Nixa Police Dept.	18-PT-02-071	HMV Enforcement	\$5,000.00	
O'Fallon Police Dept.	18-PT-02-060	HMV Enforcement	\$22,000.00	
Olivette Police Dept.	18-PT-02-062	HMV Enforcement	\$6,611.96	
Osage Beach Police Department	18-PT-02-078	HMV Enforcement	\$4,697.60	
Overland Police Dept.	18-PT-02-064	HMV Enforcement	\$8,175.00	
Ozark Police Dept.	18-PT-02-079	HMV Enforcement	\$3,600.00	
Pettis County Sheriff's Office	18-PT-02-057	HMV Enforcement	\$4,845.00	
Pevely Police Dept.	18-PT-02-065	HMV Enforcement	\$8,750.00	
Phelps County Sheriff's Dept.	18-PT-02-089	HMV Enforcement	\$5,000.00	
Platte County Sheriff's Office	18-PT-02-029	Traffic Safety Deputy	\$29,375.00	
Platte County Sheriff's Office	18-PT-02-031	HMV Enforcement	\$23,200.00	
Raymore Police Dept.	18-PT-02-014	HMV Enforcement/ Task Force	\$6,000.00	
Raytown Police Dept.	18-PT-02-010	HMV Enforcement	\$3,000.00	
Republic Police Dept.	18-PT-02-096	HMV Enforcement	\$3,500.00	
Richmond Heights Police Dept.	18-PT-02-066	HMV Enforcement	\$8,500.00	
Riverside Police Department	18-PT-02-009	HMV Enforcement	\$3,000.00	
Rolla Police Dept.	18-PT-02-098	HMV Enforcement	\$6,000.00	
Scott County Sheriff's Office	18-PT-02-074	HMV Enforcement	\$3,468.00	
Sedalia Police Dept.	18-PT-02-007	HMV Enforcement	\$5,500.00	
Shrewsbury Police Dept.	18-PT-02-080	HMV Enforcement	\$7,500.00	
Smithville Police Dept.	18-PT-02-006	HMV Enforcement	\$3,150.88	
Springfield Police Dept.	18-PT-02-099	HMV Enforcement	\$70,813.00	
St. Ann Police Dept.	18-PT-02-081	HMV Enforcement	\$8,340.00	
St. Charles City Police Dept.	18-PT-02-093	HMV Enforcement	\$16,500.00	
St. Charles County Police Department	18-PT-02-094	HMV Enforcement	\$16,560.00	
St. Clair County Sheriff's Office	18-PT-02-101	HMV Enforcement	\$3,000.00	
St. Clair Police Dept.	18-PT-02-095	HMV Enforcement	\$5,544.96	
St. John Police Dept.	18-PT-02-097	HMV Enforcement	\$9,000.00	
St. Joseph Police Dept.	18-PT-02-005	HMV Enforcement	\$7,995.26	
St. Louis County Police Dept.	18-PT-02-108	Highway Safety Unit	\$183,542.75	
St. Peters Police Dept.	18-PT-02-110	HMV Enforcement	\$27,207.36	
St. Robert Police Dept.	18-PT-02-119	HMV Enforcement	\$3,500.00	
Stone County Sheriff's Office	18-PT-02-120	HMV Enforcement	\$6,000.00	
Town & Country Police Dept.	18-PT-02-111	HMV Enforcement	\$5,000.00	
Troy Police Dept.	18-PT-02-112	HMV Enforcement	\$7,000.00	
Union Police Dept.	18-PT-02-113	HMV Enforcement	\$11,525.00	
Washington Police Dept.	18-PT-02-103	HMV Enforcement	\$9,000.00	
Wayne County Sheriff's Office	18-PT-02-114	HMV Enforcement	\$7,400.00	
Waynesville Police Dept.	18-PT-02-104	HMV Enforcement	\$5,264.00	
Webb City Police Dept.	18-PT-02-122	HMV Enforcement	\$12,945.00	
Webster County Sheriff's Office	18-PT-02-106	HMV Enforcement	\$6,420.00	
Webster Groves Police Dept.	18-PT-02-115	HMV Enforcement	\$6,000.00	
Wentzville Police Dept.	18-PT-02-116	HMV Enforcement	\$9,086.00	
West Plains Police Dept.	18-PT-02-117	HMV Enforcement	\$3,500.00	
Highway Safety & Traffic Division	18-PT-02-082	2018 Police Traffic Services	\$288,000.00	This project was used to cover the salary and fringe for the four Highway Safety Law Enforcement Program Coordinators.
Highway Safety & Traffic Division	18-PT-02-000	THSD - Statewide PTS	\$2,335,000.00	Dummy project set up as a holding account.

Alcohol and Other Drug Contract Summary (and projects not implemented)

Agency	Contract	Title	Awarded	Annual Report Summary
Cape Girardeau Safe Communities	18-154-AL-181	TRACTION - Youth Alcohol	\$81,034.14	This funding was used to cover salary, travel expenses, and all fees for 1 TRACTION reunion conference and 3 three-day TRACTION conferences. A total of 41 schools were trained throughout the year.
Safe and Sober, Inc.	18-154-AL-110	Missouri Safe and Sober	\$305,500.00	This funding was used to cover junior high, middle and high school video production, parent testimonials video production, website enhancements, pledge cards, travel expenses and educational materials. Safe and Sober reached 468 schools statewide.
University of MO Curators	18-M5TR-03-003	SMART, CHEERS,DRIVE SAFE. DRIVE SMART	\$320,000.00	This funding was used to cover salary, conference fees for Meeting of the Minds, resource materials, travel expenses, office supplies, speaker fees and indirect costs.
University of MO Curators	18-154-AL-182	ThinkFirst - Youth Alcohol	\$120,000.00	This funding was used to cover travel expenses for victim impact speakers, salary, resource materials for the First Impact program and program development fees. 1. ThinkFirst Missouri delivered 131 presentations in 88 schools reaching 18,195 students.
Missouri Police Chiefs Association	18-M5OT-03-001	2018 DITEP	\$44,580.50	This project provided Drug Impairment Training for Educational Professionals (DITEP) curriculum to the education and law enforcement communities in Missouri providing them with valuable information and skills to enhance services to students and enhance skills to promote safety within school environments/classrooms across the state. The program provided 8 classes, for a total of 1,152 hours of training to 72 students.
Missouri Southern State University	18-PT-02-037	Law Enforcement Training	\$30,000.00	The primary objectives of traffic enforcement training are to raise awareness of traffic safety, improve recognition of traffic-related offenses, execution of highway safety operations and enforcement of traffic-related offenses. Funding was used to provide two Anti-Police Movement classes two Missouri Motor Vehicle Law classes, two High Risk Vehicle Stop classes, two Beyond the Ticket classes and two Vehicle Search and Seizure classes; reaching approximately 213 law enforcement officers.
MO State Highway Patrol	18-M5TR-03-002	BAC/DRE/ARIDE Training	\$99,732.40	This project provided funding for tuition support, instructor development support and educational/equipment supplies and instructional materials to Missouri peace officers for law enforcement training related to traffic safety. Funding provided for 11 different alcohol-related schools, sent 3 officers and 1 civilian employee to the DRE National Conference and assisted with sending 2 officers to the Borkenstein Course allowing 202 students to attend these courses. Funds were also used to purchase dry gas cylinders for the Blood Alcohol Lab along with a multitude of DRE supplies.
Highway Safety & Traffic Division	18-M5OT-03-004	Impaired Driving Program Activities	\$20,600.00	This project provided for activities in the impaired driving program area including: development and printing costs of promotional materials; educational programs; travel expenses for speaking engagements or conferences; supplies for training programs or educational activities; assessments; etc.
Highway Safety & Traffic Division	18-154-AL-126	Impaired Driving Paid Media	\$1,000,000.00	Paid media to cover annual Drive Sober or Get Pull Over campaign, as well as quarterly paid media impaired driving campaigns, March Impaired, Youth Alcohol, July Impaired and Holiday Impaired.
Highway Safety & Traffic Division	18-M5IDC-03-001	2018 405d Mid Impaired Driving Coord.	\$95,200.00	This project was used to cover the salary and fringe for the Highway Safety Impaired Driving Coordinator.
Highway Safety & Traffic Division	18-M5IDC-03-002	2018 405d Youth Alcohol Coordination	\$89,100.00	This project was used to cover the salary and fringe for the Highway Safety Youth Alcohol Coordinator.

Alcohol and Other Drug Contract Summary, continued

Arnold Police Dept.	18-154-AL-001	DWI Saturation Enforcement	\$13,000.00	
Arnold Police Dept.	18-154-AL-002	Youth Alcohol Enforcement	\$6,200.00	
Arnold Police Dept.	18-154-AL-003	Impaired Driving Enforcement	\$8,400.00	
Audrain County Sheriff's Office	18-154-AL-004	DWI Saturation Enforcement	\$3,000.00	
Ballwin Police Dept.	18-154-AL-005	DWI Saturation Enforcement	\$9,750.00	
Ballwin Police Dept.	18-154-AL-006	Youth Alcohol	\$2,750.00	
Bates City Police Dept.	18-154-AL-010	DWI Saturation Enforcement	\$2,000.00	
Belton Police Dept.	18-154-AL-165	DWI Saturation Enforcement	\$1,776.00	
Belton Police Dept.	18-154-AL-166	Impaired Driving Enforcement	\$7,000.00	
Benton County Sheriff's Office	18-154-AL-093	DWI Saturation Enforcement	\$10,000.00	
		Impaired Driving Enforcement/Task		
Billings Police Dept.	18-154-AL-013	Force	\$2,200.50	
Blue Springs Police Dept.	18-154-AL-011	Impaired Driving Enforcement	\$5,000.00	
Blue Springs Police Dept.	18-154-AL-095	DWI Saturation Enforcement	\$2,500.00	
		Impaired Driving Enf/DWI		
		Saturation	\$20,985.00	
Bolivar Police Dept.	18-154-AL-156			
Branson Police Dept.	18-154-AL-014	DWI Saturation Enforcement	\$6,000.00	
Branson Police Dept.	18-154-AL-015	Youth Alcohol Enforcement	\$3,000.00	
Byrnes Mill Police Dept.	18-154-AL-007	DWI Saturation Enforcement	\$4,000.00	
Calverton Park Police Dept.	18-154-AL-008	DWI Saturation Enforcement	\$2,000.00	
Camden County Sheriff's Office	18-154-AL-016	DWI Saturation Enforcement	\$7,500.00	
Cape Girardeau County Sheriff's Office	18-154-AL-009	Impaired Driving		
Office		Enf/Saturation/Task For	\$15,500.00	
Cape Girardeau Police Dept.	18-154-AL-018	DWI Saturation Enforcement	\$7,700.00	
Cape Girardeau Police Dept.	18-154-AL-019	Impaired Driving/Task Force	\$9,100.00	
		Impaired Driving Enforcement/Task-		
Cartersville Police Dept.	18-154-AL-159	force	\$6,500.00	
		Impaired Driving Enf/DWI		
Cass County Sheriff's Office	18-154-AL-012	Saturation	\$7,500.00	
Chesterfield Police Dept.	18-154-AL-020	Impaired Driving Enforcement	\$10,000.00	
Chesterfield Police Dept.	18-154-AL-021	DWI Saturation Enforcement	\$5,500.00	
City of St. Louis Police Division	18-154-AL-137	DWI Saturation Enforcement	\$90,000.00	
City of St. Louis Police Division	18-154-AL-138	Impaired Driving Enforcement	\$23,000.00	
Clark County Sheriff's Office	18-154-AL-023	DWI Saturation Enforcement	\$9,000.00	
		Impaired Driving Enforcement/Task		
Clay County Sheriff's Office	18-154-AL-099	Force	\$2,500.00	
Clay County Sheriff's Office	18-154-AL-175	DWI Saturation Enforcement	\$4,000.00	
Clayton Police Dept.	18-154-AL-024	DWI Saturation Enforcement	\$3,240.00	
Cole County Sheriff's Dept.	18-154-AL-032	DWI Saturation Enforcement	\$4,000.00	
		Impaired Driving Enf/DWI		
Columbia Police Dept.	18-154-AL-037	Saturation	\$20,000.00	
		Impaired Driving Enf/Saturation		
Cottleville Police Dept.	18-154-AL-025	Enf.	\$5,000.00	
Creve Coeur Police Dept.	18-154-AL-026	DWI Saturation Enforcement	\$5,000.00	
Creve Coeur Police Dept.	18-154-AL-027	Impaired Driving Enf / BATVAN	\$10,000.00	
Creve Coeur Police Dept.	18-154-AL-028	DWI Officer	\$58,000.00	
Crocker Police Dept.	18-154-AL-172	Impaired Driving Enforcement	\$10,515.00	
Crystal City Police Dept.	18-154-AL-029	Youth Alcohol	\$5,000.00	
Dexter Police Dept.	18-154-AL-030	DWI Saturation Enforcement	\$7,000.00	
		Impaired Driving Enforcement/Task		
Dexter Police Dept.	18-154-AL-031	Force	\$11,731.40	
Ellisville Police Dept.	18-154-AL-034	DWI Saturation Enforcement	\$3,000.00	
Eureka Police Dept.	18-154-AL-035	DWI Saturation Enforcement	\$2,500.00	
Eureka Police Dept.	18-154-AL-036	Impaired Driving Enforcement	\$5,000.00	
Eureka Police Dept.	18-154-AL-038	Youth Alcohol	\$2,000.00	
		Impaired Driving Enforcement/Task		
Excelsior Springs Police Dept.	18-154-AL-100	Force	\$7,000.00	
Festus Police Dept.	18-154-AL-039	Youth Alcohol Enforcement	\$6,400.00	
Festus Police Dept.	18-154-AL-040	DWI Saturation Enforcement	\$12,000.00	
Florissant Police Dept.	18-154-AL-048	DWI Saturation Enforcement	\$5,000.00	
Franklin County Sheriff's Office	18-154-AL-042	DWI Saturation Enforcement	\$25,000.00	
Franklin County Sheriff's Office	18-154-AL-131	Impaired Driving Enforcement	\$18,000.00	
Franklin County Sheriff's Office	18-154-AL-149	Youth Alcohol Enforcement	\$8,500.00	
Franklin County Sheriff's Office	18-154-AL-157	DWI Traffic Unit	\$187,209.37	
Gladstone Dept. of Public Safety	18-154-AL-101	Youth Alcohol Enforcement	\$4,500.00	
Gladstone Dept. of Public Safety	18-154-AL-102	DWI Saturation Enforcement	\$6,000.00	
Grain Valley Police Dept.	18-154-AL-103	DWI Saturation Enforcement	\$3,000.00	
Grandview Police Dept.	18-154-AL-107	DWI Saturation Enforcement	\$15,725.00	
Grandview Police Dept.	18-154-AL-109	Youth Alcohol	\$3,200.00	
Greene County Sheriff's Office	18-154-AL-150	Youth Alcohol	\$45,800.00	
Harrisonville Police Dept.	18-154-AL-059	DWI Saturation Enforcement	\$4,000.00	
Hayti Police Dept.	18-154-AL-052	Impaired Driving Enf/Saturation Enf	\$4,000.00	
		Impaired Driving Enf /Saturation		
Hazelwood Police Dept.	18-154-AL-053	Enf	\$33,000.00	
Hazelwood Police Dept.	18-154-AL-054	Youth Alcohol Enforcement	\$10,000.00	
Hazelwood Police Dept.	18-154-AL-055	BAT Van Operations	\$5,750.00	
Highway Safety & Traffic Division	18-154-AL-075	Statewide 154 Impaired Driving	\$73,227.95	DWI Arrests - 1,422
		Impaired Driving Enf/DWI		
Hollister Police Dept.	18-154-AL-158	Saturation	\$3,000.00	DWI/Drug Arrests - 132

Alcohol and Other Drug Contract Summary, continued

Howell County Sheriffs Dept.	18-154-AL-056	DWI Saturation Enforcement	\$5,590.00	MIP Citations - 642
Jackson County Sheriffs Office	18-154-AL-108	DWI Saturation Enforcement	\$17,314.00	Compliance Checks - 1,213
Jackson County Sheriffs Office	18-154-AL-111	DWI Enforcement Unit	\$207,008.07	
Jackson County Sheriffs Office	18-154-AL-164	Impaired Driving Enforcement	\$20,628.00	Open Container - 429
Jackson Police Dept.	18-154-AL-057	Impaired Driving Enf/Task		MIP Warnings - 12
		Force/Sat Enf	\$10,600.00	
		Impaired Driving Enf/DWI		Total Violations - 21,852
Jasper County Sheriffs Office	18-154-AL-060	Saturation	\$20,000.00	
Jefferson City Police Dept.	18-154-AL-044	DWI Saturation Enforcement	\$25,000.00	Total Stops - 38,903
Jefferson County Sheriffs Office	18-154-AL-063	DWI Saturation Enforcement	\$194,670.00	
Jefferson County Sheriffs Office	18-154-AL-064	DWI Enforcement Unit	\$207,021.00	Total Hours Worked - 47,146
Jefferson County Sheriffs Office	18-154-AL-065	Impaired Driving Enforcement	\$62,000.00	
Jefferson County Sheriffs Office	18-154-AL-066	Youth Alcohol	\$180,000.00	
Johnson County Sheriffs Dept.	18-154-AL-174	DWI Saturation Enforcement	\$3,500.00	Several agencies failed to use the alcohol funding as planned. The main reason behind this was the legislative change just prior to our grant year which eliminated the use of sobriety checkpoints under grant funding. The agencies that were provided checkpoint grant funds were switched to Wolfpack funding. However, many agencies struggled trying to run additional wolfpack events above what they were already working. This change in most agencies created 2 wolfpack grants for them.
Joplin Police Dept.	18-154-AL-162	Impaired Driving Enf/DWI		
Kansas City MO Board of Police Commissioners	18-154-AL-041	Saturation/YA	\$13,000.00	
Kennett Police Dept.	18-154-AL-067	Youth Alcohol	\$27,500.00	
		DWI Saturation Enforcement	\$12,000.00	
		Impaired Driving Enforcement/Task		
Kennett Police Dept.	18-154-AL-068	Force	\$10,625.00	
Lake St. Louis Police Dept.	18-154-AL-071	DWI Saturation Enforcement	\$6,375.00	
Lake St. Louis Police Dept.	18-154-AL-072	Impaired Driving Enforcement	\$4,000.00	
Lake Winnebago Police Dept.	18-154-AL-073	DWI Saturation and Youth Alcohol	\$2,500.00	
Lamar Police Dept.	18-154-AL-061	Impaired Driving Enforcement	\$6,000.00	
		Impaired Driving Enf/DWI		
Lawrence County Sheriffs Dept.	18-154-AL-062	Saturation	\$10,000.00	Several agencies failed to use their normal wolfpack grants. Ellisville, Monroe County, and St. Ann PD used no funding. These three sited lack of manpower, or lack of communication as reasons for the oversights.
Liberty Police Dept.	18-154-AL-058	DWI Saturation Enforcement	\$2,200.00	
Livingston County Sheriffs Dept.	18-154-AL-167	DWI Saturation Enforcement	\$2,000.00	
Manchester Police Dept.	18-154-AL-074	DWI Saturation Enforcement	\$5,005.00	
Maryland Heights Police Dept.	18-154-AL-076	Youth Alcohol	\$5,000.00	St. Louis Metro PD, Eureka PD, Jefferson County Sheriffs Office and Overland PD used no funding in what was their former checkpoint grant turned into wolfpack funding.
Maryland Heights Police Dept.	18-154-AL-077	DWI Saturation Enforcement	\$6,500.00	
MO State Highway Patrol	18-154-AL-183	Impaired Driving Enforcement	\$201,525.00	
Monroe County Sheriffs Office	18-154-AL-079	DWI Saturation Enforcement	\$2,000.00	
Mountain View Police Dept.	18-154-AL-080	DWI Saturation Enforcement	\$2,000.00	
Neosho Police Dept.	18-154-AL-078	DWI Saturation Enforcement	\$3,780.00	Reynolds County Sheriffs Office had 2 grants for alcohol enforcement, one for wolfpack and one for youth alcohol enforcement. In contacting the agency, the deputy that applied for the grants had left, and there was a breakdown in communication resulting in the sheriff's office not knowing that they had received these two grants.
Nevada Police Dept.	18-154-AL-084	DWI Saturation Enforcement	\$4,000.00	
Newton County Sheriffs Office	18-154-AL-086	DWI Saturation Enforcement	\$6,000.00	
Nixa Police Dept.	18-154-AL-096	DWI Saturation Enforcement	\$5,000.00	
Normandy Police Dept.	18-154-AL-153	DWI Saturation Enforcement	\$2,000.00	
Oak Grove Police Dept.	18-154-AL-171	DWI Saturation Enforcement	\$2,474.24	
O'Fallon Police Dept.	18-154-AL-081	Impaired Driving Enforcement	\$10,000.00	
O'Fallon Police Dept.	18-154-AL-082	Youth Alcohol	\$7,500.00	
O'Fallon Police Dept.	18-154-AL-083	DWI Saturation Enforcement	\$22,000.00	
		Impaired Driving Enf/DWI		
Olivette Police Dept.	18-154-AL-085	Saturation Enf	\$5,250.00	
Osage Beach Police Department	18-154-AL-151	DWI Saturation Enforcement	\$3,700.00	
Overland Police Dept.	18-154-AL-087	DWI Saturation Enforcement	\$7,500.00	
Overland Police Dept.	18-154-AL-088	Impaired Driving Enforcement	\$10,000.00	
Ozark Police Dept.	18-154-AL-104	DWI Saturation Enforcement	\$4,000.00	
Pevely Police Dept.	18-154-AL-089	DWI Saturation Enforcement	\$3,000.00	
Pevely Police Dept.	18-154-AL-090	Youth Alcohol Enforcement	\$4,500.00	
Phelps County Sheriffs Dept.	18-154-AL-112	DWI Saturation Enforcement	\$8,000.00	
		Impaired Driving Enf/DWI		
Platte County Sheriffs Office	18-154-AL-069	Saturation	\$33,477.50	
		Impaired Driving Enf/DWI		
Pleasant Hill Police Dept.	18-154-AL-170	Saturation	\$5,842.33	
Potosi Police Dept.	18-154-AL-113	DWI Saturation Enforcement	\$6,500.00	
		Impaired Driving Enf/DWI		
Raymore Police Dept.	18-154-AL-051	Saturation	\$8,000.00	
		Impaired Driving Enf/DWI		
Republic Police Dept.	18-154-AL-121	Saturation	\$7,000.00	
Reynolds County Sheriffs Office	18-154-AL-091	DWI Saturation Enforcement	\$3,000.00	
Reynolds County Sheriffs Office	18-154-AL-092	Youth Alcohol Enforcement	\$2,988.80	
		DWI Saturation Enforcement/Task		
Riverside Police Department	18-154-AL-168	Force	\$5,400.00	
Rogersville Police Dept.	18-154-AL-122	DWI Saturation Enforcement	\$8,220.50	
		Impaired Driving Enf/DWI		
Rolla Police Dept.	18-154-AL-160	Saturation	\$14,000.00	
		Impaired Driving Enf/Task		
Scott City Police Dept.	18-154-AL-094	Force/Sat Enf	\$3,500.00	
Scott County Sheriffs Office	18-154-AL-097	DWI Saturation Enforcement	\$3,500.00	
		Impaired Driving Enforcement/Task		
Scott County Sheriffs Office	18-154-AL-098	Force	\$6,000.00	
		Impaired Driving Enforcement/Task		
Seneca Police Dept.	18-154-AL-132	Force	\$1,500.00	
		Impaired Driving Enforcement/Task		
Smithville Police Dept.	18-154-AL-169	Force	\$5,391.36	
Smithville Police Dept.	18-154-AL-176	Youth Alcohol Enforcement	\$730.08	

Alcohol and Other Drug Contract Summary, continued

Springfield Police Dept.	18-154-AL-161	Youth Alcohol Enforcement	\$29,879.00	
St. Ann Police Dept.	18-154-AL-105	Impaired Driving Enf/Saturation Enf.	\$5,000.00	
St. Charles City Police Dept.	18-154-AL-106	Impaired Driving Enforcement	\$13,125.00	
St. Charles City Police Dept.	18-154-AL-115	DWI Saturation Enforcement	\$15,500.00	
St. Charles City Police Dept.	18-154-AL-116	Youth Alcohol Enforcement	\$6,250.00	
St. Charles County Police Department	18-154-AL-117	DWI Saturation Enforcement	\$15,500.00	
St. Charles County Police Department	18-154-AL-118	Impaired Driving Enf./Task Force/Bat Van	\$10,000.00	
St. Charles County Police Department	18-154-AL-119	Youth Alcohol	\$7,500.00	
St. Clair Police Dept.	18-154-AL-120	DWI Saturation Enforcement	\$8,042.46	
St. John Police Dept.	18-154-AL-133	Impaired Driving Enforcement	\$12,607.50	
St. John Police Dept.	18-154-AL-134	DWI Saturation Enforcement	\$10,500.00	
St. Joseph Police Dept.	18-154-AL-045	Youth Alcohol	\$39,704.00	
St. Joseph Police Dept.	18-154-AL-046	DWI Saturation Enforcement	\$2,979.60	
St. Joseph Police Dept.	18-154-AL-047	Impaired Driving Enforcement/Task Force	\$17,265.00	
St. Peters Police Dept.	18-154-AL-139	Impaired Driving Enforcement/Task Force/	\$30,051.00	
St. Robert Police Dept.	18-154-AL-163	Impaired Driving Enf/DWI Saturation	\$7,500.00	
Ste. Genevieve County Sheriff's Office	18-154-AL-140	DWI Saturation Enforcement	\$11,500.00	
Stone County Sheriff's Office	18-154-AL-152	DWI Saturation Enforcement	\$8,000.00	
Sullivan Police Dept.	18-154-AL-141	DWI Saturation Enforcement	\$5,500.00	
Troy Police Dept.	18-154-AL-142	DWI Saturation Enforcement	\$5,000.00	
Vinita Park Police Dept.	18-154-AL-143	Impaired Driving Enf/Dwi Saturation	\$5,000.00	
Washington Police Dept.	18-154-AL-124	DWI Saturation Enforcement	\$5,250.00	
Washington Police Dept.	18-154-AL-125	Youth Alcohol Enforcement	\$4,500.00	
Webb City Police Dept.	18-154-AL-173	DWI Saturation Enforcement	\$18,000.00	
Webster County Sheriff's Office	18-154-AL-128	DWI Saturation Enforcement	\$10,420.00	
Webster County Sheriff's Office	18-154-AL-129	Youth Alcohol Enforcement and location	\$2,620.00	
Wentzville Police Dept.	18-154-AL-144	Youth Alcohol	\$4,000.00	
Wentzville Police Dept.	18-154-AL-145	DWI Saturation Enforcement	\$10,000.00	
Wentzville Police Dept.	18-154-AL-146	Impaired Driving Enforcement	\$5,000.00	
West Plains Police Dept.	18-154-AL-147	Impaired Driving Enforcement	\$3,000.00	
Boone County Sheriff's Dept.	18-M5HVE-03-005	Full-Time DWI / Traffic Unit	\$69,351.82	
Boone County Sheriff's Dept.	18-M5HVE-03-006	Impaired Driving Enf/DWI Saturation	\$18,340.00	
Christian County Sheriff's Office	18-M5HVE-03-011	Impaired Driving Enf/DWI Saturation	\$6,615.00	
Columbia Police Dept.	18-M5HVE-03-007	DWI Full Time Unit	\$74,071.20	
Greene County Sheriff's Office	18-M5HVE-03-009	DWI Enforcement Unit	\$156,979.11	DWI Arrests - 1,939
Greene County Sheriff's Office	18-M5HVE-03-036	DWI Saturation Enforcement	\$77,000.00	DWI/Drug Arrests 110
Highway Safety & Traffic Division	18-M5HVE-03-025	Statewide 405D Impaired Driving	\$0.00	MIP Citations 118
Independence Police Dept.	18-M5HVE-03-044	Impaired Driving/Youth Alcohol/Sat Enf	\$335,000.00	Compliance Checks 1,146
Joplin Police Dept.	18-M5HVE-03-012	DWI Traffic Unit	\$102,848.00	Open Container 34
Kansas City MO Board of Police Commissioners	18-M5HVE-03-023	Impaired Driving Enforcement	\$151,000.00	MIP Warnings 53
Kearney Police Dept.	18-M5HVE-03-024	DWI Saturation Enforcement	\$3,000.00	Total Violations 15,683
Lee's Summit Police Dept.	18-M5HVE-03-019	Impaired Driving Enf/DWI Saturation	\$35,000.00	Total Stops 25,527
MO State Highway Patrol	18-M5HVE-03-038	DWI Saturation Enforcement/Statewide	\$226,920.00	Total Hours Worked 35,341
MO State Highway Patrol	18-M5HVE-03-041	DWI Saturation Enforcement	\$189,704.80	
Platte County Sheriff's Office	18-M5HVE-03-022	DWI Enforcement Deputy	\$29,375.00	
Smithville Police Dept.	18-M5HVE-03-013	DWI Saturation Enforcement	\$2,262.88	
Springfield Police Dept.	18-M5HVE-03-039	Impaired Driving Enf/DWI Saturation	\$133,966.63	
St. Louis County Police Dept.	18-M5HVE-03-042	Highway Safety Unit - DWI	\$265,084.16	
St. Louis County Police Dept.	18-M5HVE-03-043	Impaired Driving Enf/Saturation Enf.	\$30,000.00	
Union Police Dept.	18-M5HVE-03-034	DWI Saturation Enforcement	\$15,577.00	
Waynesville Police Dept.	18-M5HVE-03-031	Impaired Driving Enf/DWI Saturation	\$5,350.00	
Highway Safety & Traffic Division	18-154-AL-178	Youth Alcohol Program	\$13,500.00	This funding was used to cover travel expenses, meals and lodging for the Underage Drinking Law Enforcement Training and educational materials to support Mothers Against Drunk Driving.

Alcohol and Other Drug Contract Summary, continued

Missouri Safety Center	18-154-AL-130	Impaired Driving Countermeasures	\$624,694.73	This project provided breath-alcohol instrument placement, maintenance and service across the state, technical training to law enforcement and others on breath-alcohol testing, SFST, ignition interlock and sobriety checkpoints; as well as provide coordination, expert testimony and consultation to agencies across the state in the area of breath-alcohol testing, SFST, ignition interlock and sobriety checkpoints. Funds provided repairs/recalibrations to 82 agencies, placed 16 new breath alcohol testing units, placed 167 PBTs with agencies across the state, performed numerous trainings on the instruments, distributed 4850 mouthpieces for the instruments across the state, conducted 129 calibration checks/verified proper operation, replaced 18 simulators, loaned out 48 BA instruments, and inspected ignition interlock installation locations across the state.
Office of State Courts Administrator	18-M5CS-03-003	DWI Court Project	\$245,481.00	This project provided funding to increase the number of jurisdictions who have a DWI court program, increase participants and services for DWI offenders and promote public safety for all citizens that use Missouri's transportation system. The DWI court population in the targeted jurisdictions increased by 92% and the number of participants/graduates who are driving legally with a LDP and are monitored with an ignition interlock device increased by 12% during the grant period.
Missouri Safety Center	18-M5OT-03-005	Drug Impaired Driving	\$143,584.97	This project provided for statewide coordination of the Drug Recognition and Classification Program and the expert testimony and consultation to agencies across the state in the area of drug impaired driving recognition. Funds provided DRE training, certification and equipment for 12 new DRE candidates, recertified 91 DRE's, certified 4 new DRE Instructors, conducted updates of the statewide DRE-Tracking database, sponsored 2 DRE/SFST Technical Panel members to attend the IACP DAID Conference, provided prosecution consultation/testimony and provided guidance to DRE's across the state.
Missouri Safety Center	18-154-AL-114	2018 Alcohol LEL Contract for Services	\$160,675.86	This contract was used to provide funding for our Law Enforcement Liaisons to work with local agencies to encourage their participation in our various mobilizations and grant opportunities.
Missouri Safety Center	18-154-AL-154	Enforcement - Drive Sober Campaign	\$429,492.12	Through management of the Drive Sober or Get Pulled Over overtime enforcement campaign, provide targeted law enforcement agencies with the resources to fund full, part-time and reserve officer overtime pay for their DWI enforcement and special mobilization efforts. These resources will be in the form of sub-award grants to law enforcement agencies identified by the Highway Safety and Traffic Division of MoDOT.
MO State Highway Patrol	18-M5HVE-03-020	DWI Tracking System (DWITS)	\$4,450.00	Funding used to train DWITS for 50 individuals and disseminated 67 tutorial computer disks. Division also returned 2,189 DWITS records to reporting agencies for review/correction and mailed 1,859 letters to validate user access.
Highway Safety & Traffic Division	18-154-AL-050	Ignition Interlock Program	\$191,000.00	This program was not implemented in FY18. It has been scheduled to begin program work in FY19.
REJIS	18-M5OT-03-003	DRE Sustainment and Enhancement	\$42,358.00	This project provided for the proactive maintenance and upkeep of the DRE service by providing continued operational support for the DRE using the REJIS data center, operations and help desk staff. Funds provided applications and network staff to support issue resolution and fix/support any problems experienced with the system, provided users with "how to" or best practice question resolution to assure maximum benefit from the DRE service, and provide support to meet needs for addressing operational needs through changes and improvements to the service and infrastructure.
Kansas City MO Board of Police Commissioners	18-154-AL-180	Advanced Crash Investigation Training	\$28,700.00	Funding used to train crash reconstruction officers who investigate impaired driving related fatality/serious injury crashes.

Alcohol and Other Drug Contract Summary, continued

Missouri Southern State University	18-M5TR-03-001	Alcohol Training for LE Officer	\$48,400.00	The primary objectives of alcohol enforcement training are to raise awareness of alcohol offenses improve recognition of alcohol related offenses, execution of sobriety checkpoints and enforcement of alcohol related offenses. Funding was used to provide two Spanish for Law Enforcement class, four ARIDE classes, one DWI Enforcement Strategies for Small Department class, 2 Type III Operator classes and one SFST 24-Hour class; reaching approximately 90 law enforcement officers.
MO Dept. of Revenue	18-M5CS-03-001	Attorney and Legal Assistant	\$137,400.41	This project provided for 1 Appellate and Litigation Support Counsel and 1 Legal Assistant in the General Counsel's Office, Transportation Section. The Appellate Counsel was assigned case files involving intoxication-related license actions on appeal with the state appellate courts; to work as Department liaison to the Office of the Attorney General; to be a trainer for Department attorneys and to provide litigation support to Transportation Section attorneys in all 3 Missouri offices in the form of specialized trial briefs, case law summaries, and proposed findings of fact, conclusions of law, and judgments. The Legal Assistant processed petitions and stay orders as served on the Department; prepared correspondence; monitored cases statewide; communicated with local prosecuting attorney offices and court personnel; advised the Department's Drivers License Bureau upon disposition; compiled statistical data on all chemical refusal cases; promoted strict prosecution standards for repeat offenders and ignition interlock requirements; conducted extensive background checks; and served as IID Coordinator for the Department to monitor those offenders required to maintain proof of installation of an IID for either limited privileges or license reinstatement.
MO Dept. of Revenue	18-M5OT-03-002	DOR and Law Enforcement Training	\$28,718.00	This project provided specific and continuing educational opportunities for DOR attorneys and hearing officers who hear administrative alcohol license appeal cases, or represent the Department in courts throughout the state on impaired driving-related license appeals. Over 450 judges, prosecutors, law enforcement and court personnel were provided with information/instruction on new DWI laws/court cases. Funds were also used to purchase supplies such as FMCSA regulation updates relating to impaired driving offenses, laptops utilized to watch dashcam videos from DWI arrest and present videos to court, and print and mail updated AIR forms.
MO Div. of Alcohol and Tobacco Control	18-154-AL-186	Alcohol Safety & Awareness Education	\$48,000.00	This funding was used to cover salary, travel expenses, overtime and fringe, postage, print materials (ID checking guides and liquor law pamphlets), and equipment (projector).
MO Div. of Alcohol and Tobacco Control	18-154-AL-187	Alcohol Safety & Awareness Enforcement	\$130,000.00	This funding was used for overtime and fringe, training expenses, travel expenses, supplies, print materials (law enforcement guide) and equipment (portable radios).
MO Office of Prosecution Services	18-M5CS-03-002	Traffic Safety Resource Prosecutor	\$277,066.62	This project provided two Traffic Safety Resource Prosecutors (TSRP) to focus on impaired driving issues and to serve as a resource to other prosecutors and law enforcement officers. TSRP program conducted 47 training programs, which were attended by a combines 1,248 people. These trainings reached a minimum of 103 Missouri prosecutors, 1,105 Missouri law enforcement officer, and 40 other Missouri traffic safety advocates. The TSRP program published six editions of the Traffic Safety Newsletter, provided technical assistance on approximately 155 requests from law enforcement and prosecuting attorneys and assisted on numerous case as a consultant or special prosecutor.
MO Office of Prosecution Services	18-PT-02-124	Traffic Safety Resource Prosecutor	\$4,603.77	

Alcohol and Other Drug Contract Summary, continued

MO State Highway Patrol	18-M5OT-03-007	Crime Lab OT for Drug Impaired Drivers	\$30,000.00	This project provided funding to the Missouri State Highway Patrol Crime Laboratory Toxicology section for overtime for staff to exclusively work blood or urine DWI drug case. The funding allowed the Patrol to reduce the turnaround time for DWI drug cases from 6 months to 4 months and reduced the Toxicology sections backlog by almost 300 cases.
MO State Highway Patrol	18-154-AL-184	Crime Lab Overtime Project	\$30,000.00	This project provided funding to the Missouri State Highway Patrol Crime Laboratory Toxicology section for overtime for staff to exclusively work blood alcohol case. The funding allowed the Patrol to reduce the turnaround time for Blood Alcohol cases from 4 months to 3 months and reduced the Toxicology sections backlog by over 800 cases.
MO State Highway Patrol	18-M5OT-03-006	Drug Testing in Fatal Crashes	\$19,500.00	This project provided funding to the Missouri State Highway Patrol Crime Laboratory to complete a blind study for drug testing on drivers involved in fatal traffic crashes. The study only recorded the age, sex, geographic location, date of crash and race of the blood samples submitted by medical examiners and/or coroners in Missouri.
Mothers Against Drunk Driving	18-154-AI-177	Court Monitoring Program	\$120,000.00	This project provided for the court monitoring program to track and monitor DWI offenses in specific, targeted counties in Missouri. Through data collected, by means of attending court hearings, as well as data mining on Missouri's Casenet system, any trends and/or breakdowns that occur throughout the judicial proceedings will be identified, analyzed and offered solutions. Top priority will be given to the counties that fall within the top 75% of the state's alcohol-related traffic fatalities and population, and that also have a conviction rate at or below 24% on Missouri State Highway Patrol arrests.
REJIS	18-154-AL-185	BA Instrument & SFST Instructor Tracking	\$9,000.00	This project provided for the development of a computer application, as part of the Drug Recognition Expert System, to allow for tracking of SFST Instructors. Funding was also provided for the creation of a design solution and an estimate, to develop a solution within the Grants Management System that will allow the Missouri Safety Center to track the placement and status of breath alcohol testing instruments.
Highway Safety & Traffic Division	18-M5X-03-000	THSD - Statewide 405d Impaired Driving Mid	\$3,050,000.00	Dummy project set up as a holding account.
Highway Safety & Traffic Division	18-154-AL-000	THSD - Statewide 154AL Program	\$3,050,001.00	Dummy project set up as a holding account.

Occupant Restraint Contract Summary

Agency	Contract	Title	Awarded	Annual Report Summary
University of MO Curators	18-CP-09-006	ThinkFirst Missouri	\$360,000.00	Used to cover travel expenses for victim impact speakers, salary, resource materials for the First Impact program and program development fees. 1. ThinkFirst Missouri delivered 131 presentations in 88 schools reaching 18,195 students
Mercy Hospital	18-CP-09-002	Occupant Protection - Injury Prevention	\$57,976.96	Used to cover salary, travel expenses, resource materials (course guides, distress bandanas), print materials, training fees for the CPS Certification Course, and equipment (3 ipads to be used for CPS purposes).
Highway Safety & Traffic Division	18-M2CSS-05-001	405 Car Seat Distribution	\$50,000.00	A supply of child safety seats were provided to Inspection Stations registered with NHTSA that are actively participating in the CPS Program, who have at least one CPS Technician on site and provide education about the proper installation of child safety seats to parents and/or care givers.
Highway Safety & Traffic Division	18-CR-05-002	402 Car Seat Distribution	\$50,220.04	
Safe Kids St. Louis	18-M2CPS-05-002	Transportation Safety for Special Needs	\$12,910.05	This project helped address the transportation safety needs of Children with Special Health Care Needs (CSHCN). In the future, Cardinal Glennon will pilot a program (modeled after a similar program at Riley Children's Hospital in Indiana) to be a central point of contact for education and resources regarding the vehicle passenger safety for CSHCN. With this grant funding, Cardinal Glennon purchased the necessary items and equipment to start training and educating CPS Techs and Instructors in Missouri regarding the CSHCN population when it comes to Child Passenger Safety.
Highway Safety & Traffic Division	18-M2CPS-05-003	CPS Program Training	\$88,000.00	Provided reimbursement for CPS training expenses to include Instructor fees, conference rooms, conferences meals, hotels, meals and mileage for CPS Instructors to train new CPS Technicians in the State of Missouri. This project also provided reimbursement for Child Passenger Safety conference expenses for the Missouri CPS Liaison's that attended.
Cape Girardeau Safe Communities	18-SA-09-001	Cape Girardeau Safe Communities Program	\$71,924.10	Used to cover salary, travel expenses, CPS certification training expenses, alcohol server training, educational materials and equipment (2 ipads, 2 drunk buster pedal carts with fatal vision goggles, 10 child passenger demo seats and 4 training dolls)
St. Joseph Safety & Health Council	18-SA-09-002	Traffic Safety Task Force Projects	\$58,000.00	Used to cover salary, travel expenses, educational materials, media advertising, administrative costs, and equipment (computer and hardware).
Safety Council of Greater St. Louis	18-SA-09-004	Defensive Driving	\$22,000.00	Used to cover educational materials, salary, program development and travel expenses.
Highway Safety & Traffic Division	18-M2PE-05-001	Click it or Ticket Enforcement Campaign	\$200,000.00	Purchased media outlets to promote the Click It or Ticket campaign, which included radio, digital, print, online, and social media.
Central Missouri Foster Care&Adoption Association	18-CP-09-001	Safety Education Program	\$5,740.00	This project was not fully utilized as there was a significant change in staffing throughout FY18. Some funding was utilized to help with highway safety/Child Passenger Safety education for foster/adoptive parents and foster youth.
Missouri Safety Center	18-M2OP-05-015	Statewide Safety Belt Survey	\$175,439.04	Used to provide funding to complete the statewide safety belt survey. This includes the management to oversee the work, train the surveyors, and expenses to pay the surveyors time and expenses to conduct the annual survey.
Missouri Safety Center	18-OP-05-001	Survey - Teen (High School) Safety Belt	\$74,986.65	Used to cover salary, office supplies, travel expenses and indirect costs.
Highway Safety & Traffic Division	18-CR-05-001	CPS Program Activities Administration	\$10,000.00	Provided other supplies needed by CPS technicians or instructors in order to efficiently conduct CPS seat checks or training sessions.

Occupant Restraint Contract Summary, continued

Highway Safety & Traffic Division	18-M2CPS-05-005	Child Passenger Safety Enforcement Campaign	\$140,000.00	Used various media outlets to target parents and caregivers about the importance of properly restraining children as they travel on Missouri roadways.
Highway Safety & Traffic Division	18-M2CPS-05-004	2018 405b Low CPS Coordination	\$33,250.00	Used to cover the salary and fringe for the Highway Safety Child Passenger Safety Coordinator.
MO Dept. of Health and Senior Services	18-M2CPS-05-001	Child Passenger Safety	\$5,000.00	With this project, DHSS worked with Maternal Child Health District Nurse Consultants (DNC) to increase the number of CPS technicians with up-to-date certification. The District Nurse Consultants made personal contacts with the LPHAs in the targeted areas to recruit staff willing to become a certified CPS technician or willing to assist with identifying community partners such as: law enforcement, emergency medical services, fire departments, and hospitals to become certified CPS technicians. DHSS provided support for the identified agencies to send at least one person to the CPS technician training. Seatbelt Citations - 6,004 Seatbelt Warnings - 982 Child Passenger Safety Citations - 116 Child Passenger Safety Warnings - 5 Total Violations - 12,375 Total Stops - 13,696 Total Hours Worked- 7,175
Adair County Sheriff's Dept.	18-M2HVE-05-001	Occupant Protection	\$5,000.00	
Arnold Police Dept.	18-M2HVE-05-002	Occupant Protection	\$11,000.00	
Ballwin Police Dept.	18-M2HVE-05-003	Occupant Protection	\$3,977.00	
Cape Girardeau County Sheriff's Office	18-M2HVE-05-009	Occupant Protection	\$4,000.00	
Creve Coeur Police Dept.	18-M2HVE-05-010	Occupant Protection	\$5,000.00	
Dexter Police Dept.	18-M2HVE-05-011	Occupant Protection	\$8,500.00	
Eureka Police Dept.	18-M2HVE-05-013	Occupant Protection	\$6,000.00	
Florissant Police Dept.	18-M2HVE-05-012	Occupant Protection	\$7,000.00	
Grandview Police Dept.	18-M2HVE-05-007	Occupant Protection	\$10,000.00	
Greene County Sheriff's Office	18-M2HVE-05-006	Occupant Protection	\$10,000.00	
Harrisonville Police Dept.	18-M2HVE-05-004	Occupant Protection	\$3,000.00	
Hazelwood Police Dept.	18-M2HVE-05-014	Occupant Protection	\$12,000.00	
Independence Police Dept.	18-M2HVE-05-026	Occupant Protection	\$30,000.00	
Jackson Police Dept.	18-M2HVE-05-015	Occupant Protection	\$6,000.00	
Jefferson County Sheriff's Office	18-M2HVE-05-016	Occupant Protection	\$25,000.00	
Kansas City MO Board of Police Commissioners	18-M2HVE-05-005	Occupant Protection Enforcement	\$60,000.00	
Kirkwood Police Dept.	18-M2HVE-05-017	Occupant Protection	\$10,000.00	
Lake St. Louis Police Dept.	18-M2HVE-05-018	Occupant Protection Systems	\$4,500.00	
Maryland Heights Police Dept.	18-M2HVE-05-019	Occupant Protection Enforcement	\$5,635.76	
MO State Highway Patrol	18-M2HVE-05-008	Occupant Protection Enforcement	\$90,000.00	
Olivette Police Dept.	18-M2HVE-05-020	Occupant Protection	\$2,500.00	
Pevely Police Dept.	18-M2HVE-05-021	Occupant Protection Enforcement	\$5,250.00	
St. Charles City Police Dept.	18-M2HVE-05-022	Occupant Protection	\$4,000.00	
St. Louis County Police Dept.	18-M2HVE-05-023	Occupant Protection Enforcement	\$36,000.00	
Webster Groves Police Dept.	18-M2HVE-05-024	Occupant Protection FY 2018	\$6,000.00	
Wentzville Police Dept.	18-M2HVE-05-025	Occupant Protection	\$8,000.00	
Missouri Safety Center	18-PT-02-092	2018 OP LEL Contract for Services	\$75,000.00	Provided funding for our Law Enforcement Liasons to work with local agencies to encourage their participation in our various mobilizations and grant opportunities.
Missouri Safety Center	18-M2OP-05-020	Occupant Protection Enforcement	\$279,952.86	Provided funding for law enforcement agencies to participate in the Click it or Ticket campaign, the Youth Seat Belt Campaign, and the Child Passenger Week campaign.
Highway Safety & Traffic Division	18-M2PE-05-002	Teen Seat Belt Enforcement Campaign	\$225,000.00	Used to work with media agencies to create or revise a media campaign regarding teen seat belt use. This included TV,radio, internet, social media and other media outlets.
Highway Safety & Traffic Division	18-M2X-05-000	THSD - Statewide 405B Low	\$836,000.00	Dummy project set up as a holding account.

Distracted Driver Contract Summary

Agency	Contract	Title	Awarded	Annual Report Summary
Highway Safety & Traffic Division	18-TSP-14-001	It Only Takes One/TRACTION Awards	\$9,500.00	This funding was used to cover resource materials (banners and individual grants to winning high schools statewide)

Older Driver Contract Summary

Agency	Contract	Title	Awarded	Annual Report Summary
Highway Safety & Traffic Division	18-DE-02-002	Older Driver Program Activities	\$2,500.00	Development and printing costs of promotional materials; educational programs; travel expenses for speaking engagements or conferences; supplies for training programs or educational activities; etc. to increase awareness of safe driving habits among Missouri drivers over the age of 65.
Washington University	18-DL-02-001	Driving Safety Predictors-Traffic Signs	\$140,472.31	This project focused on further refining of the scoring procedures of the TSNT to incorporate input from key stakeholders in Missouri, based on findings from observations during test administration in Missouri during licensure testing and renewal. A training manual, for the standardized administration of the TSNT, was created for the next phase of the study, which will focus on training DMV licensure staff on standardized administration of the TSNT.
Washington University	18-DL-02-002	Fitness to Drive Risk in Rehab Patients	\$128,592.00	This project provided for the creation and pilot of a new screening questionnaire tool that can be quickly and easily administered to patients prior to using the Fitness-to-Drive Probability Calculator (FDPC). This screen will be used to: a) determine patient and family interest in returning to safe and active driving; b) determine knowledge and willingness to learn about community resources available to assist with driving evaluations and/or counseling regarding alternative (non-driving) modes of transportation; c) identify barriers or facilitators that may impact future interactions with key driving community resources; and d) determine future risk of motor vehicle injury that include patient plans for seatbelt use, knowledge of vehicle crashworthiness, and/or interest in additional vehicle safety devices. This information will supplement performance scores on functional tests to provide a deeper understanding of who returns to driving, how safe they are, and what inhibits or facilitates return to safe and active driving.
University of MO Curators	18-DE-02-001	Keep Your Keys?	\$37,548.00	This project provided education to the older driver, specifically, those with impairments to vision, cognition or movement and decrease the number of injuries and fatalities each year. Throughout the grant period, presentations were provided in 25 counties in the state.

Motorcycle Contract Summary (and projects not implemented)

Agency	Contract	Title	Awarded	Annual Report Summary
Highway Safety & Traffic Division	18-PM-02-005	Motorcycle Safety Initiatives	\$155,000.00	Paid media for annual Motorcycle Awareness campaign. Focus is on the motorist to Watch for Motorcycles.
Highway Safety & Traffic Division	18-M9MA-12-001	Watch for Motorcycles Initiatives	\$95,000.00	Due to unforeseen circumstances, this project was not implemented.
Highway Safety & Traffic Division	18-M9X-12-000	THSD - Statewide 405F Motorcycle Program	\$90,000.00	Dummy project set up as a holding account.

Engineering Services & Data Collection Contract Summary

Agency	Contract	Title	Awarded	Annual Report Summary
University of MO Curators	18-RS-11-002	2018 Blueprint Conference	\$25,000.00	This project helped facilitate and conduct the Missouri Annual Traffic Safety and Blueprint Conference. This brought Highway Safety Partners together to learn from each other and collaborate together on Highway Safety projects with one goal in mind, Zero deaths on Missouri roadways.
Highway Safety & Traffic Division	18-RS-11-001	TEAP	\$60,000.00	This project retained private consulting firms with expertise in traffic engineering to aid cities and counties with specific operational problems on their streets and highways. It provided for the retention of at least two consultants, which addressed local agency problems anywhere in the state without geographical limitations. This project did not provide for actual design in connection with the solution. It attempted to provide solutions to traffic problems.
Dexter Police Dept. Franklin County Sheriff's Lamar Police Dept. Potosi Police Dept. Smithville Police Dept. Webb City Police Dept.	18-M3DA-04-007 18-M3DA-04-008 18-M3DA-04-009 18-M3DA-04-010 18-M3DA-04-014 18-M3DA-04-006	Mobile Computer Project (MDT) Ticket Printers E-Citation E-Citation Smithville PD Electronic Ticketing Digital Ticket Processing	\$12,187.30 \$29,850.00 \$29,641.76 \$9,251.78 \$61,868.62 \$21,868.65	Funds used to purchase and install E-Citation equipment Computers - 21 Keyboards - 45 Printers - 25 Barcode Scanners - 20
MO State Highway Patrol	18-M3DA-04-013	Statewide Traffic Accident Records Sys.	\$193,680.00	Project reported 166,837 crashes to STARS, completed two STARS training for 49 students from 28 agencies. 55 recruits were trained. A total of 2,508 overtime hours were expended.
MO State Highway Patrol	18-M3DA-04-011	STARS and FARS Support	\$173,633.00	Contracted computer consultant completed six milestones relating to the rewrite of the STARS and interface with the CoolGen framework.
MO State Highway Patrol	18-M3DA-04-012	Predictive Analytical Crash Project	\$26,921.00	Statistical Analysis Center received a prototype of the predictive model, then handed the model over to IT staff to begin the process of placing it on the network.
Office of State Courts Administrator	18-M3DA-04-001	JIS Monitoring and Reporting	\$172,049.59	Contacted 62 courts and assisted them with reporting issues. Visits were conducted in 5 locations and analysts monitored 115 state courts and 82 municipal divisions.
Office of State Courts Administrator	18-M3DA-04-002	Show Me Court Implementations	\$185,523.66	Created or updated 25 eLearning courses, developed curriculum and materials for in-person training, conducted training for OSCA staff, assisted municipal division clerks and judges by answering 295 calls, reviewed 10 web-based training for SMC, reviewed 20 help pages, and reported 66 bugs.
REJIS	18-M3DA-04-003	Electronic Records Adoption Improvement	\$13,192.00	Contacted 184 agencies to discuss the option of electronically reporting crashes.
REJIS	18-M3DA-04-004	LETS Sustainment and Enhancement	\$142,816.00	63,518 crash reports were entered into LETS by 208 agencies. Performed LETS training, cleared all but 3 help desk questions and released 3 enhancements.
MO Dept. of Health and Senior Services	18-M3DA-04-015	EMS NEMSIS 3 Transition	\$92,205.00	Worked with in house IT to establish hardware environment for data repository, worked with general counsel to enter into a proposed data sharing agreement with NEMSIS/NHTSA, worked with department admin to enter into and implement an upgrade agreement with software vendor. Submitted a proposed validation rule set to the State Advisory Council's Medicaid Director and physician medical director subcommittee for industry review and approval. Worked towards receiving NEMSIS v3.
Highway Safety & Traffic Division	18-M3DA-04-005	Traffic Records Data Improvement	\$89,792.08	Project was used to purchase e-citation instruments for St. Louis County Police Department.
Highway Safety & Traffic Division	18-M3DA-04-000	THSD - Statewide 405c Data Program	\$1,278,000.00	Dummy project set up as a holding account.

Planning & Administration Contract Summary

Agency	Contract	Title	Awarded	Annual Report Summary
Highway Safety & Traffic Division	18-PA-02-001	2018 Planning & Administration	\$115,000.00	This project was used to cover Highway Safety staff expenses for work-related travel, registration fees for conferences (IACP-DAID, Blueprint, etc), GHSA membership, staff payroll, office supplies and phone expenses, and website maintenance. In addition, 35,000 Roadwise Teen Driving guides were purchased, along with 150,795 total other publications.

Appendix A
Missouri Highway Safety Plan Annual Report Budget
as of December 14, 2018

Program Area	Project	Description	Obligated Funds	Expended Funds
154	154AL-2018-AL-00-00	HSTD-Statewide 154AL Program	\$5,461,178.08	\$0.00
154	154AL-2018-AL-00-GP	HSTD-Group Alcohol Enforcement	\$2,788,669.66	\$1,999,731.60
154	154AL-2018-AL-22-00	MADD-Power of Parents/Power of Youth	\$53,500.00	\$43,158.51
154	154AL-2018-AL-50-00	HSTD-Ignition Interlock Program	\$191,000.00	\$0.00
154	154AL-2018-AL-B0-00	Safe & Sober-MO Safe & Sober	\$305,500.00	\$305,493.97
154	154AL-2018-AL-B4-00	MO Safety Center-Alcohol LEL Services 20	\$160,675.86	\$111,203.11
154	154AL-2018-AL-C6-00	HSTD-Impaired Driving Paid Media	\$1,000,000.00	\$1,000,000.00
154	154AL-2018-AL-C7-00	HSTD-Alliance Sports Marketing	\$80,000.00	\$80,000.00
154	154AL-2018-AL-D0-00	MO Safety Center-Impaired Driving Counte	\$630,650.83	\$573,560.78
154	154AL-2018-AL-F4-00	MO Safety Center-Enforce Drive Sober Cam	\$426,723.61	\$426,723.61
154	154AL-2018-AL-H7-00	MADD-Court Monitoring Program	\$120,000.00	\$110,830.26
154	154AL-2018-AL-H8-00	HSTD-Youth Alcohol Program	\$13,500.00	\$5,269.12
154	154AL-2018-AL-I0-00	KC Bd of Police Comm-Adv Crash Invest Tr	\$28,700.00	\$23,434.79
154	154AL-2018-AL-I1-00	Cape Girardeau SafeComm-TRACTION/Youth A	\$81,034.14	\$69,717.06
154	154AL-2018-AL-I2-00	Univ of MO Curators-ThinkFirst/Youth Alc	\$120,000.00	\$118,919.59
154	154AL-2018-AL-I4-00	MSHP-Crime Lab Overtime Project	\$30,000.00	\$28,664.92
154	154AL-2018-AL-I5-00	REJIS-BA Instrument&SFST Instructor Trac	\$9,000.00	\$8,167.25
154	154AL-2018-AL-I6-00	MO DivAlc&Tob-AlcoholSafe&Aware Educatio	\$48,000.00	\$26,081.27
154	154AL-2018-AL-I7-00	MO DivAlc&Tob-AlcoholSafe&Aware Law Enfo	\$130,000.00	\$119,153.31
154		154 Alcohol Total	\$11,678,132.18	\$5,050,109.15
154 Transfer Funds Total			\$11,678,132.18	\$5,050,109.15

405b Low	M2HVE-2018-05-00-GP	HSTD-Group Occupant Protection	\$308,014.85	\$308,014.85
405b Low		405b Low HVE Total	\$308,014.85	\$308,014.85
405b Low	M2PE-2018-05-01-00	HSTD-Click It or Ticket Enforce Campaign	\$199,901.24	\$199,901.24
405b Low	M2PE-2018-05-02-00	HSTD-Teen Seat Belt Enforce Campaign	\$224,579.87	\$224,579.87
405b Low		405b Low Public Education Total	\$424,481.11	\$424,481.11
405b Low	M2CPS-2018-05-01-00	MDHSS-Child Passenger Safety	\$2,703.53	\$2,703.53
405b Low	M2CPS-2018-05-02-00	Safe Kids StL-TranspSafetyForSpecialNeed	\$12,864.00	\$12,864.00
405b Low	M2CPS-2018-05-03-00	HSTD-CPS Program Training	\$86,316.26	\$86,316.26
405b Low	M2CPS-2018-05-04-00	HSTD-405b Low CPS Coordination 2018	\$35,291.49	\$35,291.49
405b Low	M2CPS-2018-05-05-00	HSTD-Child Pass Safety Enforce Campaign	\$55,203.72	\$55,203.72
405b Low		405b Low Community CPS Services Total	\$192,379.00	\$192,379.00
405b Low	M2CSS-2018-05-01-00	HSTD-405b Car Seat Distribution	\$49,100.26	\$49,100.26
405b Low		405b Low CSS Purchase/Distribution Total	\$49,100.26	\$49,100.26
405b Low	M2OP-2018-05-15-00	MO Safety Center-Stwd Safety Belt Survey	\$146,986.25	\$146,986.25
405b Low	M2OP-2018-05-20-00	MO Safety Center-Occupant Protection Enf	\$174,561.54	\$174,561.54
405b Low		405b Low OP Information System Total	\$321,547.79	\$321,547.79
405b Low	M2X-2018-05-00-00	HSTD-Statewide 405b OP Low Program	\$0.00	\$0.00
405b Low		405b OP Low Total	\$0.00	\$0.00
MAP 21 405b OP Low Total			\$1,295,523.01	\$1,295,523.01

405c	M3DA-2018-04-00-00	HSTD-Statewide 405c Data Program	\$93,713.79	\$0.00
405c	M3DA-2018-04-00-GP	HSTD-Group E-Citation	\$154,397.98	\$154,397.98
405c	M3DA-2018-04-01-00	OSCA-JIS Monitoring & Reporting	\$142,998.39	\$142,998.39
405c	M3DA-2018-04-02-00	OSCA-Show Me Court Implementations	\$143,641.66	\$143,641.66
405c	M3DA-2018-04-03-00	REJIS-Electronic Records Adoption Improv	\$7,769.30	\$7,769.30
405c	M3DA-2018-04-04-00	REJIS-LETS Sustainment & Enhancement	\$139,508.76	\$139,508.76
405c	M3DA-2018-04-05-00	HSTD-Traffic Records Data Improvement	\$5,972.20	\$5,972.20
405c	M3DA-2018-04-11-00	MSHP-STARs & FARS Support	\$80,104.67	\$80,104.67

Appendix A
Missouri Highway Safety Plan Annual Report Budget
as of December 14, 2018

Program Area	Project	Description	Obligated Funds	Expended Funds
405c	M3DA-2018-04-12-00	MSHP-Predictive Analytical Crash Project	\$23,165.26	\$23,165.26
405c	M3DA-2018-04-13-00	MSHP-Statewide Traffic Accident Records	\$148,966.34	\$148,966.34
405c	M3DA-2018-04-15-00	DHSS-EMS NEMSIS 3 Transition	\$64,747.00	\$64,747.00
405c		405c Data Program Total	\$1,004,985.35	\$911,271.56
MAP 21 405c Data Program Total			\$1,004,985.35	\$911,271.56

405d Mid	M5HVE-2018-03-00-GP	HSTD-Group Impaired Driving	\$287,386.60	\$287,386.60
405d Mid	M5HVE-2018-03-20-00	MSHP-DWI Tracking System (DWITS)	\$714.86	\$714.86
405d Mid		405d Mid HVE Total	\$288,101.46	\$288,101.46
405d Mid	M5IDC-2018-03-01-00	HSTD-405d Mid Impaired Driving Coord 201	\$25,860.74	\$25,860.74
405d Mid	M5IDC-2018-03-02-00	HSTD-405d Youth Alcohol Coordination 201	\$28,499.72	\$28,499.72
405d Mid		405d Mid ID Coordinator Total	\$54,360.46	\$54,360.46
405d Mid	M5CS-2018-03-01-00	DOR-Attorney & Legal Assistant	\$13,047.82	\$13,047.82
405d Mid	M5CS-2018-03-02-00	MOPS-Traffic Safety Resource Prosecutor	\$80,372.21	\$80,372.21
405d Mid	M5CS-2018-03-03-00	OSCA-DWI Court Project	\$20,412.99	\$20,412.99
405d Mid		405d Mid Court Support Total	\$113,833.02	\$113,833.02
405d Mid	M5TR-2018-03-01-00	MO SouthernStUniv-AlcoholTrainingForLE O	\$13,700.00	\$13,700.00
405d Mid	M5TR-2018-03-02-00	MSHP-BAC/DRE/ARIDE Training	\$10,640.71	\$10,640.71
405d Mid	M5TR-2018-03-03-00	Univ of MO Curators-SMART,CHEERS,Drv Saf	\$85,303.31	\$85,303.31
405d Mid		405d Mid Training Total	\$109,644.02	\$109,644.02
405d Mid	M5OT-2018-03-03-00	REJIS-DRE Sustainment & Enhancement	\$9,743.75	\$9,743.75
405d Mid	M5OT-2018-03-04-00	HSTD-Impaired Driving Prog Activities	\$140.00	\$140.00
405d Mid	M5OT-2018-03-05-00	MO Safety Center-Drug Impaired Driving	\$29,546.04	\$29,546.04
405d Mid		405d Mid Other Based on Problem ID Total	\$39,429.79	\$39,429.79
405d Mid	M5X-2018-03-00-00	HSTD-Statewide 405d Impaired Driving Mid	\$0.00	\$0.00
405d Mid		405d Impaired Driving Mid Total	\$0.00	\$0.00
MAP 21 405d Impaired Driving Mid Total			\$605,368.75	\$605,368.75

FAST Act 402	PA-2018-02-01-00	HSTD-Planning & Administration 2018	\$115,000.00	\$92,454.16
FAST Act 402		Planning and Administration Total	\$115,000.00	\$92,454.16
FAST Act 402	EM-2018-02-01-00	Univ of MO Curators-HighwayEmergencyResp	\$67,500.00	\$67,500.00
FAST Act 402		Emergency Medical Services Total	\$67,500.00	\$67,500.00
FAST Act 402	OP-2018-05-01-00	MO Safety Center-Survey Teen Safety Belt	\$74,986.65	\$72,204.40
FAST Act 402		Occupant Protection Total	\$74,986.65	\$72,204.40
FAST Act 402	PT-2018-02-00-00	HSTD-Statewide PTS	\$4,112,996.47	\$0.00
FAST Act 402	PT-2018-02-00-GP	HSTD-Group PT Enforcement	\$2,333,156.32	\$2,011,619.67
FAST Act 402	PT-2018-02-35-00	MO Police Chiefs Assoc-LE Driving Traini	\$39,975.00	\$0.00
FAST Act 402	PT-2018-02-37-00	MO Southern State Univ-LE Training	\$30,000.00	\$30,000.00
FAST Act 402	PT-2018-02-40-00	MSHP-Skill Development	\$17,500.00	\$17,301.91
FAST Act 402	PT-2018-02-48-00	MO Safety Center-Driver Improvement Prog	\$48,660.47	\$44,387.57
FAST Act 402	PT-2018-02-82-00	HSTD-Police Traffic Serv Coordination 20	\$288,000.00	\$270,181.37
FAST Act 402	PT-2018-02-87-00	HSTD-402 Training/Survey/Operations	\$101,000.00	\$32,108.81
FAST Act 402	PT-2018-02-90-00	HSTD-2018 LETSAC	\$29,250.00	\$7,673.27
FAST Act 402	PT-2018-02-91-00	MO Police Chiefs Assoc-2018 LETSAC Confe	\$27,100.00	\$25,127.35
FAST Act 402	PT-2018-02-92-00	MO Safety Center-OP LEL Services 2018 Co	\$75,000.00	\$47,703.71
FAST Act 402	PT-2018-02-A7-00	MSHP-Radar/EVOC Instruct Development	\$75,136.60	\$44,271.90
FAST Act 402	PT-2018-02-C4-00	MOPS-TR Safety Resrc Prosecutor,Not Imp	\$4,603.77	\$4,173.63
FAST Act 402		Police Traffic Services Total	\$7,182,378.63	\$2,534,549.19
FAST Act 402	AI-2018-04-01-00	MSHP-Accident Invest/Training/Reconstruc	\$70,180.90	\$37,472.80
FAST Act 402		Accident Investigation Total	\$70,180.90	\$37,472.80

Appendix A
Missouri Highway Safety Plan Annual Report Budget
as of December 14, 2018

Program Area	Project	Description	Obligated Funds	Expended Funds
FAST Act 402	CP-2018-09-01-00	C MO FosterCare&Adopt-Safety Education P	\$5,740.00	\$146.10
FAST Act 402	CP-2018-09-02-00	Mercy Hospital-Occupant Protection/Injur	\$57,976.96	\$57,784.09
FAST Act 402	CP-2018-09-03-00	Cape GirardeauSafeComm-TRACTION Youth Ta	\$178,246.32	\$162,155.15
FAST Act 402	CP-2018-09-05-00	HSTD-Teen Driving Programs	\$28,850.00	\$24,156.43
FAST Act 402	CP-2018-09-06-00	Univ of MO Curators-ThinkFirst Missouri	\$360,000.00	\$355,810.55
FAST Act 402	CP-2018-09-07-00	B.R.A.K.E.S.	\$30,000.00	\$30,000.00
FAST Act 402		Community Traffic Safety Project Total	\$660,813.28	\$630,052.32
FAST Act 402	DE-2018-02-01-00	Univ of MO Curators-Keep Your Keys?	\$37,548.00	\$35,596.37
FAST Act 402	DE-2018-02-02-00	HSTD-Older Driver Program Activities	\$2,500.00	\$0.00
FAST Act 402		Driver Education Total	\$40,048.00	\$35,596.37
FAST Act 402	DL-2018-02-01-00	Wash Univ-R&D DrivingSafetyPredictors-Tr	\$140,472.31	\$140,226.02
FAST Act 402	DL-2018-02-02-00	Wash Univ-R&D FitnessToDriveRiskinRehabP	\$128,592.00	\$127,686.46
FAST Act 402		Driver Licensing Total	\$269,064.31	\$267,912.48
FAST Act 402	RH-2018-02-01-00	MO OperationLifesaver-MO OperationLifesa	\$17,000.00	\$15,265.63
FAST Act 402		Railroad/Highway Crossings Total	\$17,000.00	\$15,265.63
FAST Act 402	RS-2018-11-01-00	HSTD-TEAP	\$60,000.00	\$55,811.59
FAST Act 402	RS-2018-11-02-00	Univ of MO Curators-TR Safety&BlueprintC	\$25,000.00	\$9,212.13
FAST Act 402		Roadway Safety Total	\$85,000.00	\$65,023.72
FAST Act 402	SA-2018-09-01-00	Cape Girardeau SafeCommunities-SafeCommu	\$71,924.10	\$65,239.49
FAST Act 402	SA-2018-09-02-00	StJosephSafety&HealthCouncil-TR SafetyTa	\$58,000.00	\$55,389.54
FAST Act 402	SA-2018-09-03-00	TyREDD-TyREDD	\$30,000.00	\$30,000.00
FAST Act 402	SA-2018-09-04-00	SafetyCouncilOfGrtrStL-DefensiveDriving	\$22,000.00	\$7,630.00
FAST Act 402		Safe Communities Total	\$181,924.10	\$158,259.03
FAST Act 402	CR-2018-05-01-00	HSTD-CPS Program Activities Administrati	\$10,000.00	\$4,363.09
FAST Act 402	CR-2018-05-02-00	HSTD-402 Car Seat Distribution	\$50,220.04	\$50,220.04
FAST Act 402		Child Restraint Total	\$60,220.04	\$54,583.13
FAST Act 402	PM-2018-02-02-00	HSTD-Work Zone Awareness Paid Media Camp	\$50,000.00	\$49,938.24
FAST Act 402	PM-2018-02-03-00	HSTD-Bike Ped & Distracted Driving PI&E	\$334,000.00	\$135,270.70
FAST Act 402	PM-2018-02-04-00	HSTD-PI Creative Services	\$75,000.00	\$67,592.74
FAST Act 402	PM-2018-02-05-00	HSTD-Motorcycle Safety Initiatives	\$155,000.00	\$85,588.85
FAST Act 402		Paid Advertising Total	\$614,000.00	\$338,390.53
FAST Act 402	TSP-2018-14-01-00	HSTD-ItOnlyTakesOne/TRACTION Awards	\$9,500.00	\$4,490.33
FAST Act 402		Teen Safety Program Total	\$9,500.00	\$4,490.33
FAST Act NHTSA 402 Total			\$9,447,615.91	\$4,373,754.09

FAST Act 405b OP Low	M2HVE-2018-05-00-GP	HSTD-Group Occupant Protection	\$164,938.60	\$27,553.50
FAST Act 405b OP Low		405b Low HVE Total	\$164,938.60	\$27,553.50
FAST Act 405b OP Low	M2PE-2018-05-01-00	HSTD-Click It or Ticket Enforce Campaign	\$75,098.76	\$0.00
FAST Act 405b OP Low	M2PE-2018-05-02-00	HSTD-Teen Seat Belt Enforce Campaign	\$56,670.13	\$0.00
FAST Act 405b OP Low		405b Low Public Education Total	\$131,768.89	\$0.00
FAST Act 405b OP Low	M2CPS-2018-05-01-00	MDHSS-Child Passenger Safety	\$4,796.47	\$0.00
FAST Act 405b OP Low	M2CPS-2018-05-02-00	Safe Kids StL-TranspSafetyForSpecialNeed	\$6,501.08	\$0.00

Appendix A
Missouri Highway Safety Plan Annual Report Budget
as of December 14, 2018

Program Area	Project	Description	Obligated Funds	Expended Funds
FAST Act 405b OP Low	M2CPS-2018-05-03-00	HSTD-CPS Program Training	\$36,883.74	\$1,490.12
FAST Act 405b OP Low	M2CPS-2018-05-04-00	HSTD-405b Low CPS Coordination 2018	\$11,258.51	\$4,957.01
FAST Act 405b OP Low	M2CPS-2018-05-05-00	HSTD-Child Pass Safety Enforce Campaign	\$119,796.28	\$84,655.40
FAST Act 405b OP Low		405b Low Community CPS Services Total	\$179,236.08	\$91,102.53
FAST Act 405b OP Low	M2CSS-2018-05-01-00	HSTD-405b Car Seat Distribution	\$20,899.74	\$0.00
FAST Act 405b OP Low		405b Low CSS Purchase/Distribution Total	\$20,899.74	\$0.00
FAST Act 405b OP Low	M2OP-2018-05-15-00	MO Safety Center-Stwd Safety Belt Survey	\$72,312.55	\$13,620.35
FAST Act 405b OP Low	M2OP-2018-05-20-00	MO Safety Center-Occupant Protection Enf	\$175,379.54	\$42,590.03
FAST Act 405b OP Low		405b Low OP Information System Total	\$247,692.09	\$56,210.38
FAST Act 405b OP Low	M2X-2018-05-00-00	HSTD-Statewide 405b OP Low Program	\$845,359.07	\$0.00
FAST Act 405b OP Low		405b OP Low Total	\$845,359.07	\$0.00
FAST Act 405b OP Low Total			\$1,589,894.47	\$174,866.41

FAST Act 405c	M3DA-2018-04-00-00	HSTD-Statewide 405c Data Program	\$1,750,646.14	\$0.00
		405c Data Program Total	\$1,750,646.14	\$0.00
FAST Act 405c Data Program Total			\$1,750,646.14	\$0.00

FAST Act 405d	M5HVE-2018-03-00-GP	HSTD-Group Impaired Driving	\$1,562,253.06	\$1,423,585.89
FAST Act 405d	M5HVE-2018-03-20-00	MSHP-DWI Tracking System (DWITS)	\$3,735.14	\$1,646.95
FAST Act 405d		405d Mid HVE Total	\$1,565,988.20	\$1,425,232.84
FAST Act 405d	M5IDC-2018-03-01-00	HSTD-405d Mid Impaired Driving Coord 201	\$69,339.26	\$24,868.23
FAST Act 405d	M5IDC-2018-03-02-00	HSTD-405d Youth Alcohol Coordination 201	\$60,600.28	\$55,550.49
FAST Act 405d		405d Mid ID Coordinator Total	\$129,939.54	\$80,418.72
FAST Act 405d	M5CS-2018-03-01-00	DOR-Attorney & Legal Assistant	\$124,352.59	\$100,002.34
FAST Act 405d	M5CS-2018-03-02-00	MOPS-Traffic Safety Resource Prosecutor	\$196,694.41	\$192,893.11
FAST Act 405d	M5CS-2018-03-03-00	OSCA-DWI Court Project	\$225,068.01	\$94,380.10
FAST Act 405d		405d Mid Court Support Total	\$546,115.01	\$387,275.55
FAST Act 405d	M5TR-2018-03-01-00	MO SouthernStUniv-AlcoholTrainingForLE O	\$34,700.00	\$28,700.00
FAST Act 405d	M5TR-2018-03-02-00	MSHP-BAC/DRE/ARIDE Training	\$89,091.69	\$55,132.50
FAST Act 405d	M5TR-2018-03-03-00	Univ of MO Curators-SMART,CHEERS,Drv Saf	\$259,290.13	\$234,696.64
FAST Act 405d		405d Mid Training Total	\$383,081.82	\$318,529.14
FAST Act 405d	M5OT-2018-03-01-00	MO Police Chiefs Assoc-DITEP 2018	\$44,580.50	\$13,915.73
FAST Act 405d	M5OT-2018-03-02-00	DOR-DOR & Law Enforcement Training	\$24,564.93	\$24,564.93
FAST Act 405d	M5OT-2018-03-03-00	REJIS-DRE Sustainment & Enhancement	\$34,612.25	\$11,070.00
FAST Act 405d	M5OT-2018-03-04-00	HSTD-Impaired Driving Prog Activities	\$19,860.00	\$4,734.70
FAST Act 405d	M5OT-2018-03-05-00	MO Safety Center-Drug Impaired Driving	\$109,120.87	\$109,120.87
FAST Act 405d	M5OT-2018-03-06-00	MSHP-Drug Testing in Fatal Crashes	\$19,500.00	\$10,279.00
FAST Act 405d	M5OT-2018-03-07-00	MSHP-Crime Lab OT, Drug Impaired Drivers	\$30,000.00	\$28,294.17
FAST Act 405d		405d Mid Other Based on Problem ID Total	\$282,238.55	\$201,979.40

Appendix A
 Missouri Highway Safety Plan Annual Report Budget
 as of December 14, 2018

Program Area	Project	Description	Obligated Funds	Expended Funds
FAST Act 405d	M5X-2018-03-00-00	HSTD-Statewide 405d Impaired Driving Mid	\$3,359,394.23	\$0.00
FAST Act 405d		405d Impaired Driving Mid Total	\$3,359,394.23	\$0.00
FAST Act 405d Impaired Driving Mid Total			\$6,266,757.35	\$2,413,435.65
FAST Act 405f	M9MA-2018-12-01-00	HSTD-Watch for Motorcycles Initiatives	\$95,000.00	\$0.00
FAST Act 405f		405f Motorcyclist Awareness Total	\$95,000.00	\$0.00
FAST Act 405f	M9X-2018-12-00-00	HSTD-Statewide 405f Motorcycle Program	\$93,346.77	\$0.00
FAST Act 405f		405f Motorcycle Programs Total	\$93,346.77	\$0.00
FAST Act 405f Motorcycle Programs Total			\$188,346.77	\$0.00
NHTSA Total			\$33,827,269.93	\$14,824,328.62

**APPENDIX B
SUBRECIPIENT CRASH STATISTICAL HISTORY**

Agency	Crash Type	Oct. 1, 2014 to Sept. 30, 2017	3 Year Average	Oct. 1, 2017 to Sept. 30, 2018	Oct. 1, 2014 to Sept. 30, 2017	3 Year Average	Oct. 1, 2017 to Sept. 30, 2018	Oct. 1, 2014 to Sept. 30, 2017	3 Year Average	Oct. 1, 2017 to Sept. 30, 2018
		Fatal Crashes	Fatal Crashes	Fatal Crashes	Serious Injury Crashes	Serious Injury Crashes	Serious Injury Crashes	Total Crashes	Total Crashes	Total Crashes
Adair County Sheriff's Dept.	Alcohol/Drug Involved	0	0.00	0	2	0.67	1	18	6.00	6
Adair County Sheriff's Dept.	Speed - Exceeded Limit	0	0.00	0	1	0.33	0	3	1.00	2
Adair County Sheriff's Dept.	Hazardous Moving Violations	2	0.67	1	5	1.67	0	173	57.67	58
Arnold Police Dept.	Alcohol/Drug Involved	0	0.00	0	1	0.33	2	74	24.67	23
Arnold Police Dept.	Speed - Exceeded Limit	2	0.67	0	3	1.00	4	39	13.00	16
Arnold Police Dept.	Hazardous Moving Violations	4	1.33	0	13	4.33	9	911	303.67	347
Audrain County Sheriff's Dept.	Alcohol/Drug Involved	2	0.67	0	2	0.67	0	40	13.33	6
Audrain County Sheriff's Dept.	Speed - Exceeded Limit	1	0.33	1	0	0.00	0	5	1.67	4
Audrain County Sheriff's Dept.	Hazardous Moving Violations	7	2.33	3	10	3.33	1	225	75.00	69
Ballwin Police Dept.	Alcohol/Drug Involved	0	0.00	0	3	1.00	0	49	16.33	9
Ballwin Police Dept.	Speed - Exceeded Limit	1	0.33	0	2	0.67	0	16	5.33	7
Ballwin Police Dept.	Hazardous Moving Violations	2	0.67	0	7	2.33	3	452	150.67	178
Bates City Police Dept.	Alcohol/Drug Involved	0	0.00	0	0	0.00	0	1	0.33	0
Bates City Police Dept.	Speed - Exceeded Limit	0	0.00	0	0	0.00	0	0	0.00	0
Bates City Police Dept.	Hazardous Moving Violations	0	0.00	0	0	0.00	0	4	1.33	0
Belton Police Dept.	Alcohol/Drug Involved	0	0.00	2	2	0.67	2	62	20.67	33
Belton Police Dept.	Speed - Exceeded Limit	0	0.00	0	2	0.67	2	36	12.00	10
Belton Police Dept.	Hazardous Moving Violations	0	0.00	2	11	3.67	5	1215	405.00	374
Benton County Sheriff's Dept.	Alcohol/Drug Involved	4	1.33	0	14	4.67	1	51	17.00	13
Benton County Sheriff's Dept.	Speed - Exceeded Limit	0	0.00	0	2	0.67	1	7	2.33	2
Benton County Sheriff's Dept.	Hazardous Moving Violations	5	1.67	1	32	10.67	8	416	138.67	141
Billings Police Dept.	Alcohol/Drug Involved	0	0.00	0	0	0.00	0	5	1.67	1
Billings Police Dept.	Speed - Exceeded Limit	0	0.00	0	0	0.00	0	2	0.67	0
Billings Police Dept.	Hazardous Moving Violations	0	0.00	0	1	0.33	0	29	9.67	10
Blue Springs Police Dept.	Alcohol/Drug Involved	2	0.67	0	18	6.00	4	166	55.33	52
Blue Springs Police Dept.	Speed - Exceeded Limit	4	1.33	1	10	3.33	1	88	29.33	23
Blue Springs Police Dept.	Hazardous Moving Violations	6	2.00	2	60	20.00	19	1685	561.67	546
Bolivar Police Dept.	Alcohol/Drug Involved	0	0.00	0	1	0.33	0	16	5.33	4
Bolivar Police Dept.	Speed - Exceeded Limit	0	0.00	0	0	0.00	0	6	2.00	2
Bolivar Police Dept.	Hazardous Moving Violations	1	0.33	0	2	0.67	1	195	65.00	70
Boone County Sheriff's Dept.	Alcohol/Drug Involved	8	2.67	1	19	6.33	5	150	50.00	34
Boone County Sheriff's Dept.	Speed - Exceeded Limit	3	1.00	2	9	3.00	2	97	32.33	16
Boone County Sheriff's Dept.	Hazardous Moving Violations	22	7.33	7	62	20.67	18	1276	425.33	431
Branson Police Dept.	Alcohol/Drug Involved	1	0.33	0	8	2.67	0	85	28.33	28
Branson Police Dept.	Speed - Exceeded Limit	2	0.67	2	6	2.00	0	43	14.33	15
Branson Police Dept.	Hazardous Moving Violations	3	1.00	2	15	5.00	3	953	317.67	328
Buchanan County Sheriff's Dept.	Alcohol/Drug Involved	2	0.67	1	4	1.33	0	52	17.33	16
Buchanan County Sheriff's Dept.	Speed - Exceeded Limit	1	0.33	0	3	1.00	4	37	12.33	12
Buchanan County Sheriff's Dept.	Hazardous Moving Violations	6	2.00	1	27	9.00	12	477	159.00	137
Butler County Sheriff's Dept.	Alcohol/Drug Involved	7	2.33	2	6	2.00	0	117	39.00	39
Butler County Sheriff's Dept.	Speed - Exceeded Limit	0	0.00	1	2	0.67	1	11	3.67	6
Butler County Sheriff's Dept.	Hazardous Moving Violations	17	5.67	4	26	8.67	7	703	234.33	211
Byrnes Mill Police Dept.	Alcohol/Drug Involved	1	0.33	0	1	0.33	0	9	3.00	1
Byrnes Mill Police Dept.	Speed - Exceeded Limit	0	0.00	0	0	0.00	0	4	1.33	2
Byrnes Mill Police Dept.	Hazardous Moving Violations	0	0.00	0	3	1.00	1	44	14.67	24

		Oct. 1, 2014 to Sept. 30, 2017	3 Year Average	Oct. 1, 2017 to Sept. 30, 2018	Oct. 1, 2014 to Sept. 30, 2017	3 Year Average	Oct. 1, 2017 to Sept. 30, 2018	Oct. 1, 2014 to Sept. 30, 2017	3 Year Average	Oct. 1, 2017 to Sept. 30, 2018
Agency	Crash Type	Fatal Crashes	Fatal Crashes	Fatal Crashes	Serious Injury Crashes	Serious Injury Crashes	Serious Injury Crashes	Total Crashes	Total Crashes	Total Crashes
Callaway County Sheriff's Dept.	Alcohol/Drug Involved	5	1.67	1	7	2.33	1	103	34.33	42
Callaway County Sheriff's Dept.	Speed - Exceeded Limit	4	1.33	1	7	2.33	2	34	11.33	15
Callaway County Sheriff's Dept.	Hazardous Moving Violations	17	5.67	4	48	16.00	16	1011	337.00	338
Calverton Park Police Dept.	Alcohol/Drug Involved	0	0.00	0	0	0.00	0	5	1.67	1
Calverton Park Police Dept.	Speed - Exceeded Limit	0	0.00	0	0	0.00	0	0	0.00	0
Calverton Park Police Dept.	Hazardous Moving Violations	0	0.00	0	0	0.00	0	20	6.67	4
Camden County Sheriff's Dept.	Alcohol/Drug Involved	8	2.67	2	25	8.33	1	156	52.00	34
Camden County Sheriff's Dept.	Speed - Exceeded Limit	1	0.33	1	1	0.33	3	31	10.33	8
Camden County Sheriff's Dept.	Hazardous Moving Violations	16	5.33	10	46	15.33	14	554	184.67	160
Cameron Police Dept.	Alcohol/Drug Involved	0	0.00	0	3	1.00	0	13	4.33	6
Cameron Police Dept.	Speed - Exceeded Limit	0	0.00	0	1	0.33	0	11	3.67	1
Cameron Police Dept.	Hazardous Moving Violations	1	0.33	0	4	1.33	2	226	75.33	62
Cape Girardeau County Sheriff's Dept.	Alcohol/Drug Involved	6	2.00	1	14	4.67	0	89	29.67	35
Cape Girardeau County Sheriff's Dept.	Speed - Exceeded Limit	1	0.33	1	1	0.33	0	10	3.33	3
Cape Girardeau County Sheriff's Dept.	Hazardous Moving Violations	10	3.33	7	33	11.00	5	658	219.33	199
Cape Girardeau Police Dept.	Alcohol/Drug Involved	2	0.67	1	3	1.00	1	123	41.00	52
Cape Girardeau Police Dept.	Speed - Exceeded Limit	1	0.33	0	2	0.67	1	29	9.67	10
Cape Girardeau Police Dept.	Hazardous Moving Violations	6	2.00	2	30	10.00	5	3215	1071.67	850
Cartersville Police Dept.	Alcohol/Drug Involved	0	0.00	0	0	0.00	0	0	0.00	1
Cartersville Police Dept.	Speed - Exceeded Limit	0	0.00	0	0	0.00	0	1	0.33	0
Cartersville Police Dept.	Hazardous Moving Violations	0	0.00	1	1	0.33	0	25	8.33	0
Cass County Sheriff's Dept.	Alcohol/Drug Involved	5	1.67	1	13	4.33	3	110	36.67	26
Cass County Sheriff's Dept.	Speed - Exceeded Limit	1	0.33	1	3	1.00	0	72	24.00	5
Cass County Sheriff's Dept.	Hazardous Moving Violations	16	5.33	2	39	13.00	17	755	251.67	254
Chesterfield Police Dept.	Alcohol/Drug Involved	0	0.00	1	8	2.67	1	122	40.67	37
Chesterfield Police Dept.	Speed - Exceeded Limit	0	0.00	1	3	1.00	2	44	14.67	11
Chesterfield Police Dept.	Hazardous Moving Violations	0	0.00	1	40	13.33	7	2105	701.67	608
Chillicothe Police Dept.	Alcohol/Drug Involved	0	0.00	0	1	0.33	0	13	4.33	7
Chillicothe Police Dept.	Speed - Exceeded Limit	0	0.00	1	1	0.33	0	6	2.00	1
Chillicothe Police Dept.	Hazardous Moving Violations	1	0.33	1	3	1.00	0	167	55.67	51
Christian County Sheriff's Dept.	Alcohol/Drug Involved	3	1.00	3	14	4.67	4	106	35.33	40
Christian County Sheriff's Dept.	Speed - Exceeded Limit	6	2.00	0	2	0.67	3	34	11.33	18
Christian County Sheriff's Dept.	Hazardous Moving Violations	16	5.33	6	38	12.67	19	787	262.33	299
City of St. Louis Police Division	Alcohol/Drug Involved	2	0.67	0	11	3.67	5	330	110.00	55
City of St. Louis Police Division	Speed - Exceeded Limit	53	17.67	19	103	34.33	32	1940	646.67	269
City of St. Louis Police Division	Hazardous Moving Violations	76	25.33	28	259	86.33	80	14738	4912.67	2173
Clark County Sheriff's Dept.	Alcohol/Drug Involved	2	0.67	1	2	0.67	1	22	7.33	6
Clark County Sheriff's Dept.	Speed - Exceeded Limit	1	0.33	1	2	0.67	0	5	1.67	1
Clark County Sheriff's Dept.	Hazardous Moving Violations	4	1.33	3	15	5.00	3	133	44.33	42
Clay County Sheriff's Dept.	Alcohol/Drug Involved	4	1.33	1	2	0.67	3	68	22.67	23
Clay County Sheriff's Dept.	Speed - Exceeded Limit	1	0.33	1	3	1.00	2	60	20.00	27
Clay County Sheriff's Dept.	Hazardous Moving Violations	12	4.00	4	23	7.67	7	365	121.67	117
Clayton Police Dept.	Alcohol/Drug Involved	0	0.00	0	1	0.33	2	38	12.67	13
Clayton Police Dept.	Speed - Exceeded Limit	0	0.00	0	1	0.33	1	15	5.00	9
Clayton Police Dept.	Hazardous Moving Violations	0	0.00	1	9	3.00	2	773	257.67	266

		Oct. 1, 2014 to Sept. 30, 2017	3 Year Average	Oct. 1, 2017 to Sept. 30, 2018	Oct. 1, 2014 to Sept. 30, 2017	3 Year Average	Oct. 1, 2017 to Sept. 30, 2018	Oct. 1, 2014 to Sept. 30, 2017	3 Year Average	Oct. 1, 2017 to Sept. 30, 2018
Agency	Crash Type	Fatal Crashes	Fatal Crashes	Fatal Crashes	Serious Injury Crashes	Serious Injury Crashes	Serious Injury Crashes	Total Crashes	Total Crashes	Total Crashes
Cole County Sheriff's Dept.	Alcohol/Drug Involved	2	0.67	0	8	2.67	2	66	22.00	30
Cole County Sheriff's Dept.	Speed - Exceeded Limit	0	0.00	0	3	1.00	5	19	6.33	11
Cole County Sheriff's Dept.	Hazardous Moving Violations	7	2.33	0	13	4.33	10	393	131.00	133
Columbia Police Dept.	Alcohol/Drug Involved	7	2.33	2	18	6.00	3	290	96.67	82
Columbia Police Dept.	Speed - Exceeded Limit	12	4.00	3	11	3.67	5	147	49.00	47
Columbia Police Dept.	Hazardous Moving Violations	16	5.33	5	61	20.33	15	1741	580.33	458
Cottleville Police Dept.	Alcohol/Drug Involved	0	0.00	0	2	0.67	0	22	7.33	7
Cottleville Police Dept.	Speed - Exceeded Limit	0	0.00	0	0	0.00	0	7	2.33	2
Cottleville Police Dept.	Hazardous Moving Violations	0	0.00	0	2	0.67	1	255	85.00	58
Creve Coeur Police Dept.	Alcohol/Drug Involved	1	0.33	0	2	0.67	1	71	23.67	31
Creve Coeur Police Dept.	Speed - Exceeded Limit	1	0.33	0	1	0.33	0	18	6.00	7
Creve Coeur Police Dept.	Hazardous Moving Violations	1	0.33	0	13	4.33	3	1532	510.67	548
Crocker Police Dept.	Alcohol/Drug Involved	0	0.00	0	0	0.00	0	1	0.33	0
Crocker Police Dept.	Speed - Exceeded Limit	0	0.00	0	0	0.00	0	1	0.33	0
Crocker Police Dept.	Hazardous Moving Violations	0	0.00	0	0	0.00	0	2	0.67	0
Crystal City Police Dept.	Alcohol/Drug Involved	1	0.33	0	0	0.00	1	15	5.00	3
Crystal City Police Dept.	Speed - Exceeded Limit	1	0.33	0	1	0.33	0	9	3.00	2
Crystal City Police Dept.	Hazardous Moving Violations	2	0.67	0	1	0.33	1	106	35.33	39
DeSoto Dept. of Public Safety	Alcohol/Drug Involved	1	0.33	1	0	0.00	0	16	5.33	6
DeSoto Dept. of Public Safety	Speed - Exceeded Limit	0	0.00	0	1	0.33	0	29	9.67	3
DeSoto Dept. of Public Safety	Hazardous Moving Violations	2	0.67	1	5	1.67	0	143	47.67	38
Dexter Police Dept.	Alcohol/Drug Involved	0	0.00	0	0	0.00	0	15	5.00	3
Dexter Police Dept.	Speed - Exceeded Limit	0	0.00	0	0	0.00	0	10	3.33	3
Dexter Police Dept.	Hazardous Moving Violations	0	0.00	0	4	1.33	0	218	72.67	59
Ellisville Police Dept.	Alcohol/Drug Involved	0	0.00	0	2	0.67	0	27	9.00	2
Ellisville Police Dept.	Speed - Exceeded Limit	0	0.00	0	2	0.67	0	13	4.33	4
Ellisville Police Dept.	Hazardous Moving Violations	0	0.00	0	5	1.67	0	485	161.67	122
Eureka Police Dept.	Alcohol/Drug Involved	0	0.00	1	3	1.00	0	29	9.67	8
Eureka Police Dept.	Speed - Exceeded Limit	0	0.00	1	0	0.00	0	8	2.67	4
Eureka Police Dept.	Hazardous Moving Violations	0	0.00	2	8	2.67	2	327	109.00	117
Excelsior Springs Police Dept.	Alcohol/Drug Involved	0	0.00	0	1	0.33	1	38	12.67	17
Excelsior Springs Police Dept.	Speed - Exceeded Limit	0	0.00	0	3	1.00	0	30	10.00	12
Excelsior Springs Police Dept.	Hazardous Moving Violations	0	0.00	0	7	2.33	0	284	94.67	97
Farmington Police Dept.	Alcohol/Drug Involved	0	0.00	0	1	0.33	0	31	10.33	6
Farmington Police Dept.	Speed - Exceeded Limit	0	0.00	0	1	0.33	0	12	4.00	0
Farmington Police Dept.	Hazardous Moving Violations	0	0.00	0	8	2.67	2	437	145.67	58
Festus Police Dept.	Alcohol/Drug Involved	0	0.00	0	3	1.00	0	44	14.67	14
Festus Police Dept.	Speed - Exceeded Limit	0	0.00	0	1	0.33	0	16	5.33	7
Festus Police Dept.	Hazardous Moving Violations	6	2.00	0	12	4.00	1	421	140.33	123
Florissant Police Dept.	Alcohol/Drug Involved	1	0.33	1	5	1.67	3	157	52.33	33
Florissant Police Dept.	Speed - Exceeded Limit	4	1.33	1	7	2.33	5	136	45.33	57
Florissant Police Dept.	Hazardous Moving Violations	4	1.33	2	14	4.67	6	2077	692.33	527
Franklin County Sheriff's Dept.	Alcohol/Drug Involved	18	6.00	4	34	11.33	7	268	89.33	86
Franklin County Sheriff's Dept.	Speed - Exceeded Limit	1	0.33	1	4	1.33	6	39	13.00	18
Franklin County Sheriff's Dept.	Hazardous Moving Violations	25	8.33	14	106	35.33	34	1803	601.00	612

		Oct. 1, 2014 to Sept. 30, 2017	3 Year Average	Oct. 1, 2017 to Sept. 30, 2018	Oct. 1, 2014 to Sept. 30, 2017	3 Year Average	Oct. 1, 2017 to Sept. 30, 2018	Oct. 1, 2014 to Sept. 30, 2017	3 Year Average	Oct. 1, 2017 to Sept. 30, 2018
Agency	Crash Type	Fatal Crashes	Fatal Crashes	Fatal Crashes	Serious Injury Crashes	Serious Injury Crashes	Serious Injury Crashes	Total Crashes	Total Crashes	Total Crashes
Gladstone Dept. of Public Safety	Alcohol/Drug Involved	0	0.00	1	6	2.00	1	82	27.33	19
Gladstone Dept. of Public Safety	Speed - Exceeded Limit	2	0.67	0	0	0.00	1	29	9.67	10
Gladstone Dept. of Public Safety	Hazardous Moving Violations	2	0.67	0	14	4.67	5	847	282.33	254
Glendale Police Dept.	Alcohol/Drug Involved	0	0.00	0	0	0.00	0	4	1.33	0
Glendale Police Dept.	Speed - Exceeded Limit	0	0.00	0	0	0.00	0	3	1.00	0
Glendale Police Dept.	Hazardous Moving Violations	0	0.00	0	0	0.00	0	69	23.00	8
Grain Valley Police Dept.	Alcohol/Drug Involved	0	0.00	0	4	1.33	1	43	14.33	6
Grain Valley Police Dept.	Speed - Exceeded Limit	0	0.00	0	4	1.33	0	14	4.67	1
Grain Valley Police Dept.	Hazardous Moving Violations	0	0.00	0	5	1.67	1	167	55.67	30
Grandview Police Dept.	Alcohol/Drug Involved	0	0.00	1	3	1.00	2	89	29.67	33
Grandview Police Dept.	Speed - Exceeded Limit	1	0.33	2	4	1.33	3	58	19.33	33
Grandview Police Dept.	Hazardous Moving Violations	3	1.00	4	19	6.33	12	734	244.67	257
Greene County Sheriff's	Alcohol/Drug Involved	8	2.67	0	21	7.00	2	194	64.67	45
Greene County Sheriff's	Speed - Exceeded Limit	6	2.00	2	7	2.33	0	56	18.67	11
Greene County Sheriff's	Hazardous Moving Violations	18	6.00	6	96	32.00	22	1355	451.67	431
Harrisonville Police Dept.	Alcohol/Drug Involved	0	0.00	1	3	1.00	0	31	10.33	9
Harrisonville Police Dept.	Speed - Exceeded Limit	0	0.00	0	0	0.00	0	12	4.00	3
Harrisonville Police Dept.	Hazardous Moving Violations	2	0.67	1	5	1.67	0	304	101.33	67
Hayti Police Dept.	Alcohol/Drug Involved	0	0.00	0	1	0.33	1	10	3.33	6
Hayti Police Dept.	Speed - Exceeded Limit	0	0.00	0	0	0.00	0	1	0.33	0
Hayti Police Dept.	Hazardous Moving Violations	0	0.00	0	1	0.33	0	86	28.67	12
Hazelwood Police Dept.	Alcohol/Drug Involved	0	0.00	0	4	1.33	3	50	16.67	21
Hazelwood Police Dept.	Speed - Exceeded Limit	2	0.67	0	0	0.00	2	80	26.67	28
Hazelwood Police Dept.	Hazardous Moving Violations	5	1.67	0	20	6.67	7	1600	533.33	521
Henry County Sheriff's	Alcohol/Drug Involved	3	1.00	0	10	3.33	1	50	16.67	17
Henry County Sheriff's	Speed - Exceeded Limit	0	0.00	0	1	0.33	1	8	2.67	2
Henry County Sheriff's	Hazardous Moving Violations	5	1.67	0	14	4.67	3	228	76.00	76
Hollister Police Dept.	Alcohol/Drug Involved	0	0.00	0	0	0.00	0	6	2.00	5
Hollister Police Dept.	Speed - Exceeded Limit	0	0.00	0	2	0.67	0	14	4.67	3
Hollister Police Dept.	Hazardous Moving Violations	2	0.67	0	4	1.33	0	180	60.00	56
Howell County Sheriff's Dept.	Alcohol/Drug Involved	5	1.67	1	10	3.33	3	83	27.67	32
Howell County Sheriff's Dept.	Speed - Exceeded Limit	4	1.33	0	4	1.33	0	27	9.00	1
Howell County Sheriff's Dept.	Hazardous Moving Violations	13	4.33	7	46	15.33	17	511	170.33	161
Independence Police Dept.	Alcohol/Drug Involved	8	2.67	1	43	14.33	16	436	145.33	133
Independence Police Dept.	Speed - Exceeded Limit	11	3.67	1	45	15.00	11	334	111.33	99
Independence Police Dept.	Hazardous Moving Violations	24	8.00	5	264	88.00	106	4044	1348.00	1146
Jackson County Sheriff's	Alcohol/Drug Involved	2	0.67	1	6	2.00	1	70	23.33	13
Jackson County Sheriff's	Speed - Exceeded Limit	4	1.33	2	3	1.00	2	76	25.33	9
Jackson County Sheriff's	Hazardous Moving Violations	7	2.33	3	20	6.67	6	365	121.67	83
Jackson Police Dept.	Alcohol/Drug Involved	0	0.00	0	1	0.33	1	37	12.33	12
Jackson Police Dept.	Speed - Exceeded Limit	0	0.00	0	0	0.00	1	7	2.33	8
Jackson Police Dept.	Hazardous Moving Violations	3	1.00	0	4	1.33	2	577	192.33	159
Jasper County Sheriff's	Alcohol/Drug Involved	4	1.33	1	15	5.00	5	161	53.67	34
Jasper County Sheriff's	Speed - Exceeded Limit	5	1.67	1	2	0.67	0	31	10.33	8
Jasper County Sheriff's	Hazardous Moving Violations	18	6.00	7	38	12.67	10	800	266.67	255

		Oct. 1, 2014 to Sept. 30, 2017	3 Year Average	Oct. 1, 2017 to Sept. 30, 2018	Oct. 1, 2014 to Sept. 30, 2017	3 Year Average	Oct. 1, 2017 to Sept. 30, 2018	Oct. 1, 2014 to Sept. 30, 2017	3 Year Average	Oct. 1, 2017 to Sept. 30, 2018
Agency	Crash Type	Fatal Crashes	Fatal Crashes	Fatal Crashes	Serious Injury Crashes	Serious Injury Crashes	Serious Injury Crashes	Total Crashes	Total Crashes	Total Crashes
Jefferson City Police Dept.	Alcohol/Drug Involved	0	0.00	0	8	2.67	1	152	50.67	43
Jefferson City Police Dept.	Speed - Exceeded Limit	0	0.00	0	2	0.67	1	44	14.67	12
Jefferson City Police Dept.	Hazardous Moving Violations	3	1.00	0	26	8.67	7	1832	610.67	553
Jefferson County Sheriff's	Alcohol/Drug Involved	32	10.67	8	44	14.67	10	542	180.67	161
Jefferson County Sheriff's	Speed - Exceeded Limit	8	2.67	6	20	6.67	4	181	60.33	54
Jefferson County Sheriff's	Hazardous Moving Violations	57	19.00	17	195	65.00	62	3558	1186.00	1188
Johnson County Sheriff's	Alcohol/Drug Involved	3	1.00	2	17	5.67	2	115	38.33	39
Johnson County Sheriff's	Speed - Exceeded Limit	1	0.33	1	6	2.00	2	41	13.67	10
Johnson County Sheriff's	Hazardous Moving Violations	14	4.67	8	59	19.67	16	768	256.00	308
Joplin Police Dept.	Alcohol/Drug Involved	2	0.67	3	6	2.00	0	149	49.67	43
Joplin Police Dept.	Speed - Exceeded Limit	2	0.67	1	6	2.00	1	73	24.33	27
Joplin Police Dept.	Hazardous Moving Violations	5	1.67	2	31	10.33	8	2068	689.33	715
Kansas City MO Board of Police Cor	Alcohol/Drug Involved	21	7.00	5	65	21.67	19	1281	427.00	218
Kansas City MO Board of Police Cor	Speed - Exceeded Limit	32	10.67	6	82	27.33	27	1489	496.33	244
Kansas City MO Board of Police Cor	Hazardous Moving Violations	127	42.33	38	401	133.67	110	20842	6947.33	3401
Kearney Police Dept.	Alcohol/Drug Involved	0	0.00	0	0	0.00	1	14	4.67	8
Kearney Police Dept.	Speed - Exceeded Limit	0	0.00	0	0	0.00	0	14	4.67	2
Kearney Police Dept.	Hazardous Moving Violations	0	0.00	0	1	0.33	4	260	86.67	50
Kennett Police Dept.	Alcohol/Drug Involved	1	0.33	0	1	0.33	0	30	10.00	14
Kennett Police Dept.	Speed - Exceeded Limit	0	0.00	0	1	0.33	0	4	1.33	3
Kennett Police Dept.	Hazardous Moving Violations	0	0.00	0	2	0.67	1	129	43.00	32
Kirkwood Police Dept.	Alcohol/Drug Involved	0	0.00	0	2	0.67	0	51	17.00	13
Kirkwood Police Dept.	Speed - Exceeded Limit	0	0.00	0	2	0.67	0	25	8.33	2
Kirkwood Police Dept.	Hazardous Moving Violations	2	0.67	0	17	5.67	7	932	310.67	267
Lake St Louis Police Dept.	Alcohol/Drug Involved	1	0.33	0	0	0.00	1	66	22.00	19
Lake St Louis Police Dept.	Speed - Exceeded Limit	0	0.00	0	1	0.33	3	39	13.00	17
Lake St Louis Police Dept.	Hazardous Moving Violations	2	0.67	2	9	3.00	6	971	323.67	303
Lake Winnebago Police Dept.	Alcohol/Drug Involved	0	0.00	0	0	0.00	0	0	0.00	0
Lake Winnebago Police Dept.	Speed - Exceeded Limit	0	0.00	0	0	0.00	0	3	1.00	0
Lake Winnebago Police Dept.	Hazardous Moving Violations	0	0.00	0	0	0.00	1	28	9.33	6
Lamar Police Dept.	Alcohol/Drug Involved	0	0.00	0	0	0.00	0	5	1.67	2
Lamar Police Dept.	Speed - Exceeded Limit	0	0.00	0	0	0.00	0	3	1.00	1
Lamar Police Dept.	Hazardous Moving Violations	0	0.00	0	3	1.00	1	35	11.67	11
Lawrence County Sheriff's	Alcohol/Drug Involved	3	1.00	2	11	3.67	4	104	34.67	23
Lawrence County Sheriff's	Speed - Exceeded Limit	1	0.33	0	2	0.67	1	26	8.67	5
Lawrence County Sheriff's	Hazardous Moving Violations	11	3.67	1	46	15.33	15	541	180.33	197
Lee's Summit Police Dept.	Alcohol/Drug Involved	3	1.00	3	6	2.00	3	166	55.33	51
Lee's Summit Police Dept.	Speed - Exceeded Limit	5	1.67	1	4	1.33	3	80	26.67	19
Lee's Summit Police Dept.	Hazardous Moving Violations	10	3.33	2	30	10.00	21	2657	885.67	636
Liberty Police Dept.	Alcohol/Drug Involved	0	0.00	0	4	1.33	2	108	36.00	32
Liberty Police Dept.	Speed - Exceeded Limit	0	0.00	0	2	0.67	1	25	8.33	8
Liberty Police Dept.	Hazardous Moving Violations	1	0.33	3	29	9.67	10	1307	435.67	369
Lincoln County Sheriff's Dept.	Alcohol/Drug Involved	5	1.67	1	26	8.67	3	140	46.67	26
Lincoln County Sheriff's Dept.	Speed - Exceeded Limit	2	0.67	1	4	1.33	4	43	14.33	8
Lincoln County Sheriff's Dept.	Hazardous Moving Violations	16	5.33	2	52	17.33	21	568	189.33	158

		Oct. 1, 2014 to Sept. 30, 2017	3 Year Average	Oct. 1, 2017 to Sept. 30, 2018	Oct. 1, 2014 to Sept. 30, 2017	3 Year Average	Oct. 1, 2017 to Sept. 30, 2018	Oct. 1, 2014 to Sept. 30, 2017	3 Year Average	Oct. 1, 2017 to Sept. 30, 2018
Agency	Crash Type	Fatal Crashes	Fatal Crashes	Fatal Crashes	Serious Injury Crashes	Serious Injury Crashes	Serious Injury Crashes	Total Crashes	Total Crashes	Total Crashes
Livingston County Sheriff's Dept.	Alcohol/Drug Involved	0	0.00	1	5	1.67	4	27	9.00	11
Livingston County Sheriff's Dept.	Speed - Exceeded Limit	1	0.33	1	2	0.67	0	6	2.00	6
Livingston County Sheriff's Dept.	Hazardous Moving Violations	2	0.67	2	7	2.33	5	151	50.33	60
Macon Police Dept.	Alcohol/Drug Involved	0	0.00	0	1	0.33	0	15	5.00	8
Macon Police Dept.	Speed - Exceeded Limit	0	0.00	0	1	0.33	0	7	2.33	4
Macon Police Dept.	Hazardous Moving Violations	0	0.00	0	3	1.00	1	141	47.00	46
Manchester Police Dept.	Alcohol/Drug Involved	0	0.00	0	1	0.33	0	34	11.33	14
Manchester Police Dept.	Speed - Exceeded Limit	0	0.00	0	1	0.33	2	13	4.33	11
Manchester Police Dept.	Hazardous Moving Violations	2	0.67	0	4	1.33	2	693	231.00	275
Marshall Police Dept.	Alcohol/Drug Involved	1	0.33	0	0	0.00	0	15	5.00	3
Marshall Police Dept.	Speed - Exceeded Limit	0	0.00	0	0	0.00	0	9	3.00	6
Marshall Police Dept.	Hazardous Moving Violations	0	0.00	0	1	0.33	0	117	39.00	37
Maryland Heights Police Dept.	Alcohol/Drug Involved	0	0.00	0	5	1.67	1	127	42.33	48
Maryland Heights Police Dept.	Speed - Exceeded Limit	2	0.67	0	7	2.33	3	58	19.33	22
Maryland Heights Police Dept.	Hazardous Moving Violations	4	1.33	1	34	11.33	10	1956	652.00	703
Missouri Division of Alcohol and Tobacco Control										
Missouri State Highway Patrol										
Monroe County Sheriff's Office	Alcohol/Drug Involved	0	0.00	1	2	0.67	2	21	7.00	6
Monroe County Sheriff's Office	Speed - Exceeded Limit	0	0.00	0	0	0.00	1	8	2.67	2
Monroe County Sheriff's Office	Hazardous Moving Violations	1	0.33	2	12	4.00	8	84	28.00	36
Mountain View Police Dept.	Alcohol/Drug Involved	0	0.00	1	1	0.33	0	7	2.33	3
Mountain View Police Dept.	Speed - Exceeded Limit	0	0.00	0	0	0.00	1	4	1.33	2
Mountain View Police Dept.	Hazardous Moving Violations	0	0.00	1	2	0.67	1	27	9.00	5
Neosho Police Dept.	Alcohol/Drug Involved	0	0.00	0	4	1.33	3	48	16.00	10
Neosho Police Dept.	Speed - Exceeded Limit	0	0.00	0	1	0.33	1	12	4.00	2
Neosho Police Dept.	Hazardous Moving Violations	0	0.00	0	18	6.00	5	402	134.00	65
Nevada Police Dept.	Alcohol/Drug Involved	0	0.00	0	4	1.33	0	22	7.33	5
Nevada Police Dept.	Speed - Exceeded Limit	0	0.00	0	4	1.33	0	17	5.67	4
Nevada Police Dept.	Hazardous Moving Violations	0	0.00	0	5	1.67	0	203	67.67	54
Newton County Sheriff's	Alcohol/Drug Involved	9	3.00	2	4	1.33	4	154	51.33	46
Newton County Sheriff's	Speed - Exceeded Limit	5	1.67	1	3	1.00	1	28	9.33	8
Newton County Sheriff's	Hazardous Moving Violations	20	6.67	5	49	16.33	26	733	244.33	284
Nixa Police Dept.	Alcohol/Drug Involved	0	0.00	0	3	1.00	0	49	16.33	12
Nixa Police Dept.	Speed - Exceeded Limit	0	0.00	0	0	0.00	0	16	5.33	7
Nixa Police Dept.	Hazardous Moving Violations	0	0.00	0	10	3.33	3	327	109.00	117
Normandy Police Dept.	Alcohol/Drug Involved	1	0.33	0	0	0.00	2	17	5.67	7
Normandy Police Dept.	Speed - Exceeded Limit	0	0.00	0	1	0.33	1	9	3.00	5
Normandy Police Dept.	Hazardous Moving Violations	1	0.33	0	1	0.33	1	115	38.33	57
Oak Grove Police Dept	Alcohol/Drug Involved	0	0.00	0	0	0.00	1	17	5.67	8
Oak Grove Police Dept	Speed - Exceeded Limit	1	0.33	0	0	0.00	0	10	3.33	1
Oak Grove Police Dept	Hazardous Moving Violations	1	0.33	0	2	0.67	0	152	50.67	38
O'Fallon Police Dept.	Alcohol/Drug Involved	4	1.33	0	9	3.00	3	190	63.33	71
O'Fallon Police Dept.	Speed - Exceeded Limit	3	1.00	0	5	1.67	1	87	29.00	30
O'Fallon Police Dept.	Hazardous Moving Violations	8	2.67	1	21	7.00	11	2531	843.67	818
Olivette Police Dept.	Alcohol/Drug Involved	0	0.00	0	0	0.00	1	30	10.00	6

		Oct. 1, 2014 to Sept. 30, 2017	3 Year Average	Oct. 1, 2017 to Sept. 30, 2018	Oct. 1, 2014 to Sept. 30, 2017	3 Year Average	Oct. 1, 2017 to Sept. 30, 2018	Oct. 1, 2014 to Sept. 30, 2017	3 Year Average	Oct. 1, 2017 to Sept. 30, 2018
Agency	Crash Type	Fatal Crashes	Fatal Crashes	Fatal Crashes	Serious Injury Crashes	Serious Injury Crashes	Serious Injury Crashes	Total Crashes	Total Crashes	Total Crashes
Olivette Police Dept.	Speed - Exceeded Limit	0	0.00	0	0	0.00	0	7	2.33	1
Olivette Police Dept.	Hazardous Moving Violations	1	0.33	0	2	0.67	2	382	127.33	125
Osage Beach Police Dept.	Alcohol/Drug Involved	0	0.00	0	3	1.00	1	35	11.67	12
Osage Beach Police Dept.	Speed - Exceeded Limit	1	0.33	0	2	0.67	1	8	2.67	4
Osage Beach Police Dept.	Hazardous Moving Violations	1	0.33	0	7	2.33	2	377	125.67	115
Overland Police Dept.	Alcohol/Drug Involved	0	0.00	0	3	1.00	3	75	25.00	10
Overland Police Dept.	Speed - Exceeded Limit	0	0.00	0	7	2.33	5	184	61.33	39
Overland Police Dept.	Hazardous Moving Violations	0	0.00	1	13	4.33	11	1069	356.33	181
Ozark Police Dept.	Alcohol/Drug Involved	1	0.33	0	3	1.00	1	45	15.00	10
Ozark Police Dept.	Speed - Exceeded Limit	1	0.33	0	3	1.00	0	48	16.00	8
Ozark Police Dept.	Hazardous Moving Violations	2	0.67	1	24	8.00	7	625	208.33	207
Pettis County Sheriff's Office	Alcohol/Drug Involved	4	1.33	2	11	3.67	2	84	28.00	26
Pettis County Sheriff's Office	Speed - Exceeded Limit	0	0.00	1	5	1.67	2	38	12.67	8
Pettis County Sheriff's Office	Hazardous Moving Violations	10	3.33	3	38	12.67	11	434	144.67	135
Pevely Police Dept.	Alcohol/Drug Involved	0	0.00	0	3	1.00	1	29	9.67	7
Pevely Police Dept.	Speed - Exceeded Limit	1	0.33	0	1	0.33	0	9	3.00	11
Pevely Police Dept.	Hazardous Moving Violations	1	0.33	0	7	2.33	0	271	90.33	110
Phelps County Sheriff's Dept.	Alcohol/Drug Involved	8	2.67	1	7	2.33	2	79	26.33	16
Phelps County Sheriff's Dept.	Speed - Exceeded Limit	3	1.00	0	0	0.00	0	21	7.00	3
Phelps County Sheriff's Dept.	Hazardous Moving Violations	13	4.33	6	33	11.00	8	729	243.00	232
Platte County Sheriff's	Alcohol/Drug Involved	4	1.33	2	10	3.33	2	107	35.67	37
Platte County Sheriff's	Speed - Exceeded Limit	3	1.00	3	10	3.33	3	62	20.67	21
Platte County Sheriff's	Hazardous Moving Violations	6	2.00	4	33	11.00	4	541	180.33	175
Pleasant Hill Police Dept.	Alcohol/Drug Involved	0	0.00	0	1	0.33	0	22	7.33	4
Pleasant Hill Police Dept.	Speed - Exceeded Limit	0	0.00	0	0	0.00	0	11	3.67	1
Pleasant Hill Police Dept.	Hazardous Moving Violations	0	0.00	0	2	0.67	1	111	37.00	33
Potosi Police Dept.	Alcohol/Drug Involved	0	0.00	0	0	0.00	0	4	1.33	5
Potosi Police Dept.	Speed - Exceeded Limit	0	0.00	0	0	0.00	1	6	2.00	8
Potosi Police Dept.	Hazardous Moving Violations	0	0.00	0	2	0.67	3	77	25.67	35
Raymore Police Dept.	Alcohol/Drug Involved	0	0.00	0	0	0.00	0	16	5.33	3
Raymore Police Dept.	Speed - Exceeded Limit	0	0.00	0	1	0.33	0	14	4.67	6
Raymore Police Dept.	Hazardous Moving Violations	2	0.67	0	4	1.33	3	237	79.00	76
Raytown Police Dept.	Alcohol/Drug Involved	0	0.00	0	4	1.33	1	102	34.00	27
Raytown Police Dept.	Speed - Exceeded Limit	1	0.33	0	3	1.00	3	77	25.67	17
Raytown Police Dept.	Hazardous Moving Violations	1	0.33	1	15	5.00	4	602	200.67	181
Republic Police Dept.	Alcohol/Drug Involved	2	0.67	0	3	1.00	1	57	19.00	10
Republic Police Dept.	Speed - Exceeded Limit	0	0.00	0	4	1.33	2	29	9.67	5
Republic Police Dept.	Hazardous Moving Violations	2	0.67	0	8	2.67	5	217	72.33	50
Reynolds County Sheriff's Office	Alcohol/Drug Involved	2	0.67	0	0	0.00	0	23	7.67	7
Reynolds County Sheriff's Office	Speed - Exceeded Limit	0	0.00	0	0	0.00	0	3	1.00	0
Reynolds County Sheriff's Office	Hazardous Moving Violations	3	1.00	0	0	0.00	0	85	28.33	22
Richmond Heights Police Dept.	Alcohol/Drug Involved	0	0.00	0	2	0.67	0	43	14.33	14
Richmond Heights Police Dept.	Speed - Exceeded Limit	0	0.00	0	0	0.00	0	27	9.00	1
Richmond Heights Police Dept.	Hazardous Moving Violations	1	0.33	0	8	2.67	5	1407	469.00	426
Riverside Police Dept.	Alcohol/Drug Involved	1	0.33	0	0	0.00	0	23	7.67	4

		Oct. 1, 2014 to Sept. 30, 2017	3 Year Average	Oct. 1, 2017 to Sept. 30, 2018	Oct. 1, 2014 to Sept. 30, 2017	3 Year Average	Oct. 1, 2017 to Sept. 30, 2018	Oct. 1, 2014 to Sept. 30, 2017	3 Year Average	Oct. 1, 2017 to Sept. 30, 2018
Agency	Crash Type	Fatal Crashes	Fatal Crashes	Fatal Crashes	Serious Injury Crashes	Serious Injury Crashes	Serious Injury Crashes	Total Crashes	Total Crashes	Total Crashes
Riverside Police Dept.	Speed - Exceeded Limit	1	0.33	0	2	0.67	1	27	9.00	6
Riverside Police Dept.	Hazardous Moving Violations	2	0.67	0	5	1.67	1	0	0.00	51
Rogersville Police Dept.	Alcohol/Drug Involved	0	0.00	0	0	0.00	2	9	3.00	5
Rogersville Police Dept.	Speed - Exceeded Limit	0	0.00	0	3	1.00	1	10	3.33	2
Rogersville Police Dept.	Hazardous Moving Violations	0	0.00	0	6	2.00	1	108	36.00	17
Rolla Police Dept.	Alcohol/Drug Involved	0	0.00	1	1	0.33	0	65	21.67	22
Rolla Police Dept.	Speed - Exceeded Limit	2	0.67	0	4	1.33	1	26	8.67	11
Rolla Police Dept.	Hazardous Moving Violations	6	2.00	2	22	7.33	5	1184	394.67	407
Scott City Police Dept.	Alcohol/Drug Involved	0	0.00	0	0	0.00	0	5	1.67	2
Scott City Police Dept.	Speed - Exceeded Limit	1	0.33	1	0	0.00	0	2	0.67	3
Scott City Police Dept.	Hazardous Moving Violations	4	1.33	1	0	0.00	3	87	29.00	26
Scott County Sheriff's	Alcohol/Drug Involved	0	0.00	1	10	3.33	1	61	20.33	21
Scott County Sheriff's	Speed - Exceeded Limit	0	0.00	0	0	0.00	0	7	2.33	4
Scott County Sheriff's	Hazardous Moving Violations	3	1.00	1	19	6.33	7	470	156.67	173
Sedalia Police Dept.	Alcohol/Drug Involved	2	0.67	0	2	0.67	0	100	33.33	14
Sedalia Police Dept.	Speed - Exceeded Limit	2	0.67	1	2	0.67	2	34	11.33	8
Sedalia Police Dept.	Hazardous Moving Violations	5	1.67	1	10	3.33	6	1005	335.00	148
Seneca Police Dept.	Alcohol/Drug Involved	1	0.33	0	1	0.33	0	6	2.00	0
Seneca Police Dept.	Speed - Exceeded Limit	1	0.33	0	1	0.33	1	3	1.00	2
Seneca Police Dept.	Hazardous Moving Violations	2	0.67	0	4	1.33	2	28	9.33	3
Shrewsbury Police Dept.	Alcohol/Drug Involved	0	0.00	0	1	0.33	0	18	6.00	1
Shrewsbury Police Dept.	Speed - Exceeded Limit	1	0.33	0	1	0.33	0	8	2.67	1
Shrewsbury Police Dept.	Hazardous Moving Violations	1	0.33	0	1	0.33	1	252	84.00	60
Smithville Police Dept.	Alcohol/Drug Involved	1	0.33	0	2	0.67	1	33	11.00	5
Smithville Police Dept.	Speed - Exceeded Limit	1	0.33	0	1	0.33	1	17	5.67	6
Smithville Police Dept.	Hazardous Moving Violations	2	0.67	0	8	2.67	2	129	43.00	47
Springfield Police Dept.	Alcohol/Drug Involved	10	3.33	1	38	12.67	12	815	271.67	249
Springfield Police Dept.	Speed - Exceeded Limit	10	3.33	6	31	10.33	9	434	144.67	113
Springfield Police Dept.	Hazardous Moving Violations	25	8.33	8	122	40.67	35	4247	1415.67	1425
St. Ann Police Dept.	Alcohol/Drug Involved	0	0.00	0	2	0.67	0	22	7.33	10
St. Ann Police Dept.	Speed - Exceeded Limit	0	0.00	0	5	1.67	1	32	10.67	22
St. Ann Police Dept.	Hazardous Moving Violations	0	0.00	0	5	1.67	2	204	68.00	70
St. Charles City Police	Alcohol/Drug Involved	2	0.67	1	8	2.67	5	294	98.00	118
St. Charles City Police	Speed - Exceeded Limit	0	0.00	2	5	1.67	3	80	26.67	34
St. Charles City Police	Hazardous Moving Violations	8	2.67	3	33	11.00	14	2792	930.67	897
St. Charles County Police Department	Alcohol/Drug Involved	13	4.33	4	14	4.67	2	188	62.67	51
St. Charles County Police Department	Speed - Exceeded Limit	6	2.00	4	15	5.00	8	191	63.67	59
St. Charles County Police Department	Hazardous Moving Violations	20	6.67	11	64	21.33	22	1595	531.67	462
St. Clair County Sheriff's Office	Alcohol/Drug Involved	0	0.00	1	2	0.67	0	20	6.67	8
St. Clair County Sheriff's Office	Speed - Exceeded Limit	0	0.00	0	0	0.00	0	0	0.00	0
St. Clair County Sheriff's Office	Hazardous Moving Violations	0	0.00	0	0	0.00	0	0	0.00	0
St. Clair Police Dept.	Alcohol/Drug Involved	1	0.33	1	1	0.33	2	23	7.67	7
St. Clair Police Dept.	Speed - Exceeded Limit	0	0.00	0	3	1.00	0	13	4.33	4
St. Clair Police Dept.	Hazardous Moving Violations	2	0.67	0	8	2.67	1	250	83.33	88
St. John Police Dept.	Alcohol/Drug Involved	1	0.33	0	1	0.33	1	52	17.33	11

		Oct. 1, 2014 to Sept. 30, 2017	3 Year Average	Oct. 1, 2017 to Sept. 30, 2018	Oct. 1, 2014 to Sept. 30, 2017	3 Year Average	Oct. 1, 2017 to Sept. 30, 2018	Oct. 1, 2014 to Sept. 30, 2017	3 Year Average	Oct. 1, 2017 to Sept. 30, 2018
Agency	Crash Type	Fatal Crashes	Fatal Crashes	Fatal Crashes	Serious Injury Crashes	Serious Injury Crashes	Serious Injury Crashes	Total Crashes	Total Crashes	Total Crashes
St. John Police Dept.	Speed - Exceeded Limit	1	0.33	0	2	0.67	0	25	8.33	6
St. John Police Dept.	Hazardous Moving Violations	1	0.33	0	4	1.33	0	267	89.00	52
St. Joseph Police Dept.	Alcohol/Drug Involved	5	1.67	2	18	6.00	6	314	104.67	97
St. Joseph Police Dept.	Speed - Exceeded Limit	5	1.67	4	15	5.00	1	155	51.67	44
St. Joseph Police Dept.	Hazardous Moving Violations	6	2.00	7	142	47.33	33	3636	1212.00	1071
St. Louis County Police	Alcohol/Drug Involved	11	3.67	2	48	16.00	9	594	198.00	215
St. Louis County Police	Speed - Exceeded Limit	19	6.33	5	50	16.67	15	569	189.67	159
St. Louis County Police	Hazardous Moving Violations	40	13.33	13	199	66.33	70	9949	3316.33	3500
St. Peters Police Dept.	Alcohol/Drug Involved	0	0.00	1	4	1.33	4	206	68.67	43
St. Peters Police Dept.	Speed - Exceeded Limit	0	0.00	2	5	1.67	1	100	33.33	17
St. Peters Police Dept.	Hazardous Moving Violations	3	1.00	3	34	11.33	10	2370	790.00	461
St. Robert Police Dept.	Alcohol/Drug Involved	1	0.33	0	2	0.67	1	52	17.33	13
St. Robert Police Dept.	Speed - Exceeded Limit	1	0.33	0	4	1.33	0	34	11.33	5
St. Robert Police Dept.	Hazardous Moving Violations	2	0.67	0	9	3.00	2	396	132.00	107
Ste. Genevieve County Sheriff's Dep	Alcohol/Drug Involved	4	1.33	4	5	1.67	3	62	20.67	28
Ste. Genevieve County Sheriff's Dep	Speed - Exceeded Limit	1	0.33	1	1	0.33	0	21	7.00	9
Ste. Genevieve County Sheriff's Dep	Hazardous Moving Violations	12	4.00	7	23	7.67	8	457	152.33	149
Stone County Sheriff's	Alcohol/Drug Involved	5	1.67	3	17	5.67	8	110	36.67	46
Stone County Sheriff's	Speed - Exceeded Limit	5	1.67	0	6	2.00	2	34	11.33	8
Stone County Sheriff's	Hazardous Moving Violations	13	4.33	6	49	16.33	22	693	231.00	232
Sullivan Police Dept.	Alcohol/Drug Involved	0	0.00	1	2	0.67	1	13	4.33	11
Sullivan Police Dept.	Speed - Exceeded Limit	0	0.00	1	1	0.33	0	10	3.33	8
Sullivan Police Dept.	Hazardous Moving Violations	0	0.00	2	4	1.33	1	125	41.67	48
Town & Country Police	Alcohol/Drug Involved	0	0.00	0	4	1.33	1	81	27.00	25
Town & Country Police	Speed - Exceeded Limit	0	0.00	0	1	0.33	0	20	6.67	10
Town & Country Police	Hazardous Moving Violations	5	1.67	1	10	3.33	7	1983	661.00	533
Troy Police Dept.	Alcohol/Drug Involved	0	0.00	0	3	1.00	1	28	9.33	3
Troy Police Dept.	Speed - Exceeded Limit	0	0.00	0	1	0.33	1	7	2.33	1
Troy Police Dept.	Hazardous Moving Violations	1	0.33	0	5	1.67	1	305	101.67	42
Union Police Dept.	Alcohol/Drug Involved	2	0.67	2	1	0.33	0	29	9.67	9
Union Police Dept.	Speed - Exceeded Limit	0	0.00	0	0	0.00	0	8	2.67	5
Union Police Dept.	Hazardous Moving Violations	2	0.67	2	9	3.00	2	318	106.00	100
Vinita Park Police Dept.	Alcohol/Drug Involved	0	0.00	0	0	0.00	0	4	1.33	0
Vinita Park Police Dept.	Speed - Exceeded Limit	0	0.00	0	1	0.33	0	12	4.00	0
Vinita Park Police Dept.	Hazardous Moving Violations	0	0.00	0	1	0.33	1	49	16.33	6
Washington Police Dept.	Alcohol/Drug Involved	1	0.33	0	1	0.33	0	64	21.33	17
Washington Police Dept.	Speed - Exceeded Limit	1	0.33	0	2	0.67	0	20	6.67	1
Washington Police Dept.	Hazardous Moving Violations	3	1.00	0	8	2.67	3	639	213.00	219
Wayne County Sheriff's	Alcohol/Drug Involved	5	1.67	0	7	2.33	1	67	22.33	15
Wayne County Sheriff's	Speed - Exceeded Limit	0	0.00	0	0	0.00	0	3	1.00	0
Wayne County Sheriff's	Hazardous Moving Violations	6	2.00	1	19	6.33	2	324	108.00	84
Waynesville Police Dept.	Alcohol/Drug Involved	0	0.00	0	1	0.33	0	17	5.67	10
Waynesville Police Dept.	Speed - Exceeded Limit	0	0.00	0	0	0.00	0	17	5.67	3
Waynesville Police Dept.	Hazardous Moving Violations	0	0.00	0	0	0.00	1	120	40.00	56
Webb City Police Dept.	Alcohol/Drug Involved	1	0.33	0	3	1.00	0	24	8.00	8

		Oct. 1, 2014 to Sept. 30, 2017	3 Year Average		Oct. 1, 2017 to Sept. 30, 2018	Oct. 1, 2014 to Sept. 30, 2017	3 Year Average		Oct. 1, 2017 to Sept. 30, 2018	Oct. 1, 2014 to Sept. 30, 2017	3 Year Average		Oct. 1, 2017 to Sept. 30, 2018
Agency	Crash Type	Fatal Crashes	Fatal Crashes	Fatal Crashes	Serious Injury Crashes	Serious Injury Crashes	Serious Injury Crashes	Total Crashes	Total Crashes	Total Crashes	Total Crashes	Total Crashes	Total Crashes
Webb City Police Dept.	Speed - Exceeded Limit	0	0.00	0	0	0.00	0	14	4.67	1			
Webb City Police Dept.	Hazardous Moving Violations	0	0.00	0	4	1.33	0	329	109.67	94			
Webster County Sherriff's Dept.	Alcohol/Drug Involved	1	0.33	1	14	4.67	2	76	25.33	30			
Webster County Sherriff's Dept.	Speed - Exceeded Limit	0	0.00	1	0	0.00	0	6	2.00	4			
Webster County Sherriff's Dept.	Hazardous Moving Violations	6	2.00	3	46	15.33	13	536	178.67	208			
Webster Groves Police Dept.	Alcohol/Drug Involved	0	0.00	0	1	0.33	0	35	11.67	17			
Webster Groves Police Dept.	Speed - Exceeded Limit	0	0.00	0	0	0.00	1	18	6.00	6			
Webster Groves Police Dept.	Hazardous Moving Violations	0	0.00	0	2	0.67	4	459	153.00	166			
Wentzville Police Dept.	Alcohol/Drug Involved	4	1.33	0	4	1.33	2	77	25.67	32			
Wentzville Police Dept.	Speed - Exceeded Limit	2	0.67	0	1	0.33	2	46	15.33	17			
Wentzville Police Dept.	Hazardous Moving Violations	4	1.33	0	13	4.33	7	1114	371.33	335			
West Plains Police Dept.	Alcohol/Drug Involved	0	0.00	0	1	0.33	0	29	9.67	18			
West Plains Police Dept.	Speed - Exceeded Limit	0	0.00	1	0	0.00	0	24	8.00	8			
West Plains Police Dept.	Hazardous Moving Violations	1	0.33	1	3	1.00	1	508	169.33	182			

**Appendix C
FISCAL YEAR 2018 TRAINING REPORT**

Report illustrates all training courses conducted and funded using Highway Safety Grant funding during the fiscal year and the agencies that attended

Course	Training Provider	Course Hours	Number Participants	CEU Hours	Agency Types Represented
BAC Type II	MO Southern State University	12	9	12	Sheriff,
Advanced Crash Investigation	MO State Highway Patrol	69	26	48	MSHP, Police, Sheriff,
ARIDE	MO Office of Prosecution Services	16	27	16	MSHP, Police, Sheriff, Prosecuting Attorney,
ARIDE	MO Office of Prosecution Services	16	22	16	Police, Sheriff,
ARIDE	MO Southern State University	16	10	16	Police,
ARIDE	MO State Highway Patrol	16	21	16	MSHP, Police, Sheriff,
ARIDE	MO State Highway Patrol	16	13	16	MSHP, Police, Sheriff,
ARIDE	MO State Highway Patrol	16	20	16	MSHP, Police, Sheriff,
ARIDE	MO State Highway Patrol	16	21	16	MSHP, Police,
ARIDE	MO Southern State University	16	10	16	MSHP, Police, Sheriff,
ARIDE	MO Office of Prosecution Services	16	9	16	MSHP, Police, Sheriff,
ARIDE	MO Office of Prosecution Services	16	12	16	MSHP, Police, Sheriff,
ARIDE	MO Office of Prosecution Services	16	19	16	Police, Sheriff,
ARIDE	MO Office of Prosecution Services	16	24	16	MSHP, Police, Sheriff, Prosecuting Attorney,
ARIDE	MO Southern State University	16	11	16	MSHP, Police, Sheriff,
ARIDE	MO Southern State University	16	9	16	Police,
ARIDE	MO Office of Prosecution Services	16	22	16	MSHP, Sheriff,
BAC Type II Supervisor	MO State Highway Patrol	46	9	44	MSHP, Police, Sheriff,
BAC Type II Supervisor	MO State Highway Patrol	8	3	8	MSHP,
BAC Type II Supervisor	MO State Highway Patrol	46	7	44	MSHP,
BAC Type II Supervisor	Missouri Safety Center	32	12	0	MSHP, Police, Sheriff,
BAC Type II Supervisor	Missouri Safety Center	40	10	0	Police, Sheriff,
BAC Type II Supervisor	Missouri Safety Center	40	6	40	Police,
BAC Type II Supervisor	Missouri Safety Center	36	10	36	Police, Sheriff,
BAC Type II Supervisor Lab	Missouri Safety Center	8	1	8	Police,
BAC Type II Supervisor Lab	Missouri Safety Center	8	1	0	Police,
BAC Type II Supervisor Lab	Missouri Safety Center	14	1	0	Police,
BAC Type II Supervisor Lab	Missouri Safety Center	14	1	14	Police,
BAC Type II Supervisor Lab	Missouri Safety Center	8	3	8	Police,
BAC Type II Supervisor Lab	Missouri Safety Center	14	2	14	Police,
BAC Type II Supervisor Lab	Missouri Safety Center	14	1	14	Police,

BAC Type II Supervisor Lab	Missouri Safety Center	14	7	0	Police,
BAC Type II Supervisor Lab	Missouri Safety Center	8	6	0	MSHP, Police, Sheriff,
BAC Type II Supervisor Lab	Missouri Safety Center	14	1	0	Police,
BAC Type II Supervisor Lab	Missouri Safety Center	8	8	8	Police, Sheriff,
BAC Type II Supervisor Lab	Missouri Safety Center	8	2	8	Police,
BAC Type II Supervisor Lab	Missouri Safety Center	8	4	8	Police, Sheriff,
BAC Type II Supervisor Lab	Missouri Safety Center	8	4	0	MSHP, Police,
BAC Type II Supervisor Lab	Missouri Safety Center	8	5	0	Police,
BAC Type II Supervisor Lab	Missouri Safety Center	8	5	0	MSHP, Police, Sheriff,
BAC Type III Operator	MO Southern State University	8	14	8	Police,
BAC Type III Operator	Missouri Safety Center	8	6	0	Police, Sheriff,
BAC Type III Operator	MO State Highway Patrol	59	26	0	MSHP,
BAC Type III Operator	Missouri Safety Center	8	11	0	Police,
BAC Type III Operator	Missouri Safety Center	8	6	0	Police,
BAC Type III Operator	Missouri Safety Center	8	9	8	Police, Prosecuting Attorney,
BAC Type III Operator	Missouri Safety Center	8	9	0	Police, Sheriff,
BAC Type III Operator	Missouri Safety Center	8	8	0	Police,
BAC Type III Operator	Missouri Safety Center	8	10	8	MSHP, Police, Sheriff,
BAC Type III Operator	Missouri Safety Center	8	11	0	Police, School District,
BAC Type III Operator Lab	Missouri Safety Center	4	6	0	Police,
BAC Type III Operator Lab	Missouri Safety Center	4	6	0	Police, Sheriff,
BAC Type III Operator Lab	Missouri Safety Center	4	6	0	Police, Sheriff,
BAC Type III Operator Lab	Missouri Safety Center	4	6	0	Police,
BAC Type III Operator Lab	Missouri Safety Center	4	11	0	Police,
BAC Type III Operator Lab	Missouri Safety Center	4	4	0	Police,
BAC Type III Operator Lab	Missouri Safety Center	4	2	0	Police,
BAC Type III Operator Lab	Missouri Safety Center	4	7	4	Police,
BAC Type III Operator Lab	Missouri Safety Center	4	2	4	Police, Prosecuting Attorney,
BAC Type III Operator Lab	Missouri Safety Center	4	1	0	Sheriff,
BAC Type III Operator Lab	Missouri Safety Center	4	7	0	Police,
BAC Type III Operator Lab	Missouri Safety Center	4	3	0	Police, Sheriff,
BAC Type III Operator Lab	Missouri Safety Center	4	2	0	Police,
BAC Type III Operator Lab	Missouri Safety Center	4	7	0	Police,
BAC Type III Operator Lab	Missouri Safety Center	8	2	8	Police,
BAC Type III Operator Lab	Missouri Safety Center	4	1	0	MSHP,
BAC Type III Operator Lab	Missouri Safety Center	4	8	4	MSHP, Police, Sheriff,
BAC Type III Operator Lab	Missouri Safety Center	4	6	0	MSHP,
BAC Type III Operator Lab	Missouri Safety Center	4	2	0	Police, Sheriff,
BAC Type III Operator Lab	Missouri Safety Center	4	6	0	Police, Sheriff,
BAC Type III Operator Lab	Missouri Safety Center	4	5	0	Police,
BAC Type III Operator Lab	Missouri Safety Center	4	1	4	Police,
BAC Type III Operator Lab	Missouri Safety Center	4	1	0	Police,
Basic Crash Investigation	MO State Highway Patrol	36	24	31	Other, Police, Sheriff,
Beyond the Ticket	MO Southern State University	8	21	8	Police, Sheriff,
Beyond the Ticket	MO Southern State University	8	35	8	MSHP, Police, Sheriff,
Cops In Court	MO Office of Prosecution Services	6	17	6	Police,

Cops In Court	MO Office of Prosecution Services	6	16	6	MSHP, Police,
Cops In Court	MO Office of Prosecution Services	6	19	6	Police,
Cops In Court	MO Office of Prosecution Services	6	17	6	Police, Prosecuting Attorney,
Cops In Court	MO Office of Prosecution Services	6	23	6	Police, Sheriff,
Crash Investigation I	MO State Highway Patrol	68	26	0	MSHP,
Crash Investigation II	MO State Highway Patrol	40	27	40	MSHP, Police,
Crash Investigation III	MO State Highway Patrol	40	16	32	MSHP, Police, Sheriff,
Crash Reconstruction	MO State Highway Patrol	18	5	15	MSHP, Police,
DRE Training	MO State Highway Patrol	80	12	72	MSHP, Police, Sheriff,
DWI Bootcamp	MO Office of Prosecution Services	6	17	6	Police, Sheriff, Prosecuting Attorney,
DWI Bootcamp	MO Office of Prosecution Services	6	17	6	MSHP, Police, Sheriff, Prosecuting Attorney,
DWI Bootcamp	MO Office of Prosecution Services	6	20	6	Police, Sheriff, Prosecuting Attorney,
DWI Case Law Update	MO Dept. of Revenue	4	10	4	MSHP, Police,
DWI Case Law Update	MO Dept. of Revenue	4	43	4	MSHP, Police, Sheriff, State Agency, Training Academy, University, MoDOT, Prosecuting Attorney, City Government,
DWI Case Law Update	MO Dept. of Revenue	4	26	4	MSHP, Police, Sheriff, State Agency, Court Staff,
DWI Enforcement Strategies for Small Depts.	MO Southern State University	8	15	8	Police, Sheriff,
DWI/DRE Traffic Safety Conference	MO Office of Prosecution Services	12.4	142	12.4	MSHP, Other, Police, Sheriff, State Agency, University, MoDOT, Prosecuting Attorney,
DWITS	MO State Highway Patrol	2	6	2	Police, Sheriff,
DWITS	MO State Highway Patrol	2	10	2	Police, Sheriff,
Emergency Vehicle Safety	University of MO Curators	16	34	1.6	Fire,
Emergency Vehicle Safety	University of MO Curators	16	33	1.6	Fire,
Emergency Vehicle Safety	University of MO Curators	16	19	1.6	Fire,
Emergency Vehicle Safety	University of MO Curators	16	18	1.6	Fire,
Emergency Vehicle Safety	University of MO Curators	16	17	1.6	Fire,
EVOC	MO State Highway Patrol	42	26	0	MSHP,
EVOC	MO State Highway Patrol	40	15	42	Police, Sheriff,
EVOC	MO State Highway Patrol	40	12	42	Police, Sheriff,
EVOC II Refresher	MO State Highway Patrol	16	7	16	MSHP,
EVOC Instructor	MO State Highway Patrol	40	2	42	Police,
EVOC Instructor	MO State Highway Patrol	40	14	40	MSHP,
EVOC Instructor	MO State Highway Patrol	40	11	40	MSHP, Other, Police, Sheriff,
High Risk Vehicle Stops	MO Southern State University	8	11	7	MSHP, Police, Sheriff,
High Risk Vehicle Stops	MO Southern State University	8	12	7	Police, Sheriff,
Missouri Motor Vehicle Law	MO Southern State University	8	23	8	Police, Sheriff,
Missouri Motor Vehicle Law	MO Southern State University	8	13	8	Police,
MOPS	MO Office of Prosecution Services	6	28	6	MSHP, Police, Sheriff, Prosecuting Attorney,

MOPS	MO Office of Prosecution Services	6	36	6	Police, Sheriff,
MOPS	MO Office of Prosecution Services	6	24	6	MSHP, Sheriff,
MOPS	MO Office of Prosecution Services	1	22	1	MSHP, Non-Profit, Police, Sheriff, University, Prosecuting Attorney, Defense Attorney,
MOPS	MO Office of Prosecution Services	1	36	1	MSHP, Police, Sheriff, Prosecuting Attorney,
MOPS	MO Office of Prosecution Services	1.5	46	1.5	MSHP, Non-Profit, Police, Sheriff, State Agency, Prosecuting Attorney, Court Staff,
MOPS	MO Office of Prosecution Services	1.5	27	1.5	MSHP, Police, Sheriff, Prosecuting Attorney,
MOPS	MO Office of Prosecution Services	4	51	4	MSHP, Police, Sheriff, Park Rangers,
MOPS	MO Office of Prosecution Services	1	23	1	MSHP, Other, Police, Sheriff, Prosecuting Attorney,
MOPS	MO Office of Prosecution Services	1	28	1	MSHP, Police, Sheriff, State Agency, University, Prosecuting Attorney,
MOPS	MO Office of Prosecution Services	1	24	1	MSHP, Police, Sheriff, State Agency, Prosecuting Attorney,
MOPS	MO Office of Prosecution Services	6	14	6	Police, Sheriff, Prosecuting Attorney,
MOPS	MO Office of Prosecution Services	4	28	4	MSHP, Police, Sheriff, Prosecuting Attorney,
MOPS	MO Office of Prosecution Services	6	31	6	Police, Sheriff, Prosecuting Attorney, Defense Attorney,
MOPS	MO Office of Prosecution Services	6	53	6	Sheriff,
MOPS	MO Office of Prosecution Services	6	30	6	Police, Sheriff,
MOPS	MO Office of Prosecution Services	6	21	6	MSHP, Police, Sheriff, Prosecuting Attorney,
MOPS	MO Office of Prosecution Services	4	17	4	Police,
MOPS	MO Office of Prosecution Services	9	22	9	State Agency, Prosecuting Attorney,
MOPS	MO Office of Prosecution Services	6	17	6	Police,
MOPS	MO Office of Prosecution Services	6	22	6	MSHP, Police, University, Prosecuting Attorney, Park Rangers,
MOPS	MO Office of Prosecution Services	6	13	6	MSHP, Police, Sheriff, State Agency, Prosecuting Attorney,
MOPS	MO Office of Prosecution Services	6	20	6	Police, Sheriff,
MOPS	MO Office of Prosecution Services	6	25	6	MSHP, Police, Sheriff,
MOPS	MO Office of Prosecution Services	6	20	6	MSHP, Police, Sheriff, Park Rangers,
MOPS	MO Office of Prosecution Services	6	27	6	Police, Sheriff,

MOPS	MO Office of Prosecution Services	6	17	6	MSHP, Police, Sheriff, Park Rangers,
MOPS	MO Office of Prosecution Services	6	26	6	MSHP, Police, Sheriff,
MOPS	MO Office of Prosecution Services	6	24	6	Police, Sheriff, Prosecuting Attorney, Defense Attorney,
MOPS	MO Office of Prosecution Services	6	22	6	Sheriff, Park Rangers,
Officer Roadside Safety	MO Southern State University	4	15	4	MSHP, Police,
Older Driver	University of MO Curators	1	15	0	Medical Facility,
Older Driver	University of MO Curators	1	10	0	Medical Facility,
Older Driver	University of MO Curators	1	45	0	Medical Facility,
Older Driver	University of MO Curators	1	18	0	Medical Facility,
Older Driver	University of MO Curators	1	17	0	Medical Facility,
Older Driver	University of MO Curators	1	33	0	Medical Facility,
Older Driver	University of MO Curators	1	10	0	Medical Facility,
Older Driver	University of MO Curators	1	17	0	Medical Facility,
Older Driver	University of MO Curators	1	15	0	Medical Facility,
Older Driver	University of MO Curators	1	23	0	Medical Facility,
Older Driver	University of MO Curators	1	15	0	Medical Facility,
Older Driver	University of MO Curators	1	14	0	Medical Facility,
Older Driver	University of MO Curators	1	6	0	Medical Facility,
Older Driver	University of MO Curators	1	19	0	Medical Facility,
Older Driver	University of MO Curators	1	51	0	Medical Facility,
Older Driver	University of MO Curators	1	24	0	Medical Facility,
Older Driver	University of MO Curators	1	14	0	Medical Facility,
Older Driver	University of MO Curators	1	15	0	Medical Facility,
Older Driver	University of MO Curators	1	21	0	Medical Facility,
Older Driver	University of MO Curators	1	22	0	Medical Facility,
Older Driver	University of MO Curators	1	19	0	Medical Facility,
Older Driver	University of MO Curators	1	9	0	Medical Facility,
Older Driver	University of MO Curators	1	15	0	Medical Facility,
Other	MO Southern State University	4	15	4	Police,
Other	MO Southern State University	24.5	8	24.5	Police, Sheriff,
Other	MO Dept. of Revenue	13	22	0	State Agency, Judges,
Other	MO Southern State University	8	24	8	MSHP, Police, Sheriff,
Other	MO Southern State University	24.5	22	24.5	Police, Sheriff,
Protecting Lives & Saving Futures	MO Office of Prosecution Services	16.5	35	16.5	MSHP, Police, Sheriff, State Agency, Prosecuting Attorney,
Radar and Laser Instructor	MO State Highway Patrol	32	13	29	Police, Sheriff,
Radar and Laser Operator	MO State Highway Patrol	24	27	0	MSHP,
SFST 24-Hour	Missouri Safety Center	24	14	24	Police, Sheriff,
SFST 24-Hour	Missouri Safety Center	24	8	24	Police,
SFST 24-Hour	Missouri Safety Center	24	7	0	Police, Sheriff,
SFST 24-Hour	Missouri Safety Center	24	6	24	Police,
SFST 24-Hour	Missouri Safety Center	24	7	24	Police, Sheriff,
SFST 24-Hour	Missouri Safety Center	24	5	24	Police,
SFST 24-Hour	Missouri Safety Center	24	5	24	Police, Sheriff,
SFST 24-Hour	Missouri Safety Center	24	4	24	Police,
SFST 24-Hour	Missouri Safety Center	24	5	24	Police,
SFST 24-Hour	Missouri Safety Center	24	6	0	Police,

SFST 24-Hour	Missouri Safety Center	24	11	0	Police,
SFST 24-Hour	Missouri Safety Center	24	6	24	Police,
SFST 24-Hour	Missouri Safety Center	24	8	24	Police,
SFST 24-Hour	Missouri Safety Center	24	10	24	MSHP, Police, Sheriff,
SFST 24-Hour	Missouri Safety Center	24	9	24	Police, Sheriff,
SFST 24-Hour	Missouri Safety Center	24	11	24	Other, Police, Sheriff,
SFST 24-Hour	Missouri Safety Center	24	9	24	Police, Prosecuting Attorney,
SFST Instructor	MO State Highway Patrol	36	18	40	MSHP, Police, Sheriff,
SFST Instructor Update	Missouri Safety Center	2	13	2	MSHP, Police, Sheriff, State Agency,
SFST Instructor Update	Missouri Safety Center	2	3	2	Police,
SFST Instructor Update	Missouri Safety Center	2	16	2	MSHP, Police, Sheriff,
SFST Instructor Update	Missouri Safety Center	2	9	2	Police, Training Academy,
SFST Instructor Update	Missouri Safety Center	2	1	2	Police,
SFST Instructor Update	Missouri Safety Center	2	2	2	Police,
SFST Instructor Update	Missouri Safety Center	2	14	2	MSHP, Police, Sheriff,
SFST Instructor Update	Missouri Safety Center	2	12	2	MSHP, Police, Sheriff,
SFST Instructor Update	Missouri Safety Center	2	4	2	Police, Sheriff,
SFST Instructor Update	Missouri Safety Center	2	9	2	MSHP, Police, Sheriff,
SFST Instructor Update	Missouri Safety Center	2	10	2	Other, Police, Sheriff,
SFST Instructor Update	Missouri Safety Center	2	3	2	Police, State Agency,
SFST Instructor Update	Missouri Safety Center	2	5	2	Police, State Agency, Training Academy,
SFST Instructor Update	Missouri Safety Center	2	5	2	MSHP, Police,
SFST Instructor Update	Missouri Safety Center	2	9	2	MSHP, Police, Sheriff,
SFST Instructor Update	Missouri Safety Center	4	18	4	MSHP, Police, Sheriff,
SFST Update	Missouri Safety Center	4	1	0	Prosecuting Attorney,
SFST Update	Missouri Safety Center	4	4	4	Police, Park Rangers,
SFST Update	Missouri Safety Center	4	10	4	Police,
SFST Update	Missouri Safety Center	4	8	4	Police,
SFST Update	Missouri Safety Center	4	20	4	Police,
SFST Update	Missouri Safety Center	4	8	4	Police,
SFST Update	Missouri Safety Center	4	2	4	Police,
SFST Update	Missouri Safety Center	4	8	4	Police,
SFST Update	Missouri Safety Center	4	9	4	Police,
SFST Update	Missouri Safety Center	4	10	4	Police, Sheriff, Park Rangers,
SFST Update	Missouri Safety Center	4	13	4	Police, Sheriff, Park Rangers,
SFST Update	MO Southern State University	8	9	8	Other, Police, Sheriff,
STARS	MO State Highway Patrol	6	20	6	Police, Sheriff,
STARS	MO State Highway Patrol	6	29	6	Other, Police, Sheriff, University,
ThinkFirst	University of MO Curators	2	32	0	
ThinkFirst	University of MO Curators	1	500	0	
ThinkFirst	University of MO Curators	3	32	0	
ThinkFirst	University of MO Curators	1	500	0	
ThinkFirst	University of MO Curators	2	170	0	
ThinkFirst	University of MO Curators	2	170	0	
ThinkFirst	University of MO Curators	1	230	0	
ThinkFirst	University of MO Curators	1	230	0	
ThinkFirst	University of MO Curators	1	125	0	
ThinkFirst	University of MO Curators	1	125	0	
ThinkFirst	University of MO Curators	1	100	0	High School,
ThinkFirst	University of MO Curators	2	450	0	
ThinkFirst	University of MO Curators	1	250	0	
ThinkFirst	University of MO Curators	1	280	0	
ThinkFirst	University of MO Curators	6	120	0	

ThinkFirst	University of MO Curators	6	120	0	
ThinkFirst	University of MO Curators	1	280	0	
ThinkFirst	University of MO Curators	4	120	0	
ThinkFirst	University of MO Curators	4	120	0	
ThinkFirst	University of MO Curators	1	145	0	
ThinkFirst	University of MO Curators	1	145	0	
ThinkFirst	University of MO Curators	4	320	0	High School,
ThinkFirst	University of MO Curators	6	150	0	
ThinkFirst	University of MO Curators	6	100	0	
ThinkFirst	University of MO Curators	6	150	0	
ThinkFirst	University of MO Curators	6	100	0	
ThinkFirst	University of MO Curators	3	300	0	
ThinkFirst	University of MO Curators	2.5	300	0	
ThinkFirst	University of MO Curators	2	60	0	
ThinkFirst	University of MO Curators	2	60	0	
ThinkFirst	University of MO Curators	1	900	0	High School,
ThinkFirst	University of MO Curators	1	320	0	High School,
ThinkFirst	University of MO Curators	2	800	0	Other,
ThinkFirst	University of MO Curators	2	900	0	High School,
ThinkFirst	University of MO Curators	2	400	0	High School,
ThinkFirst	University of MO Curators	1	800	0	High School,
ThinkFirst	University of MO Curators	1	130	0	
ThinkFirst	University of MO Curators	1	20	0	
ThinkFirst	University of MO Curators	1	20	0	
ThinkFirst	University of MO Curators	1	20	0	
ThinkFirst	University of MO Curators	1	130	0	
ThinkFirst	University of MO Curators	1	20	0	
ThinkFirst	University of MO Curators	3	250	0	
ThinkFirst	University of MO Curators	3	250	0	
ThinkFirst	University of MO Curators	1	100	0	
ThinkFirst	University of MO Curators	1	100	0	
ThinkFirst	University of MO Curators	2	60	0	High School,
ThinkFirst	University of MO Curators	1	35	0	
ThinkFirst	University of MO Curators	6	170	0	
ThinkFirst	University of MO Curators	6	170	0	
ThinkFirst	University of MO Curators	1	35	0	
ThinkFirst	University of MO Curators	1	66	0	
ThinkFirst	University of MO Curators	1	66	0	
ThinkFirst	University of MO Curators	1	40	0	
ThinkFirst	University of MO Curators	1	40	0	
ThinkFirst	University of MO Curators	1	30	0	
ThinkFirst	University of MO Curators	1	30	0	
ThinkFirst	University of MO Curators	5	85	0	
ThinkFirst	University of MO Curators	5	85	0	
ThinkFirst	University of MO Curators	1	255	0	High School,
ThinkFirst	University of MO Curators	1	300	0	
ThinkFirst	University of MO Curators	1	450	0	
ThinkFirst	University of MO Curators	1	300	0	
ThinkFirst	University of MO Curators	1	450	0	
ThinkFirst	University of MO Curators	1	320	0	High School,
ThinkFirst	University of MO Curators	1	60	0	High School,
ThinkFirst	University of MO Curators	2	85	0	
ThinkFirst	University of MO Curators	1.5	85	0	
ThinkFirst	University of MO Curators	2	350	0	
ThinkFirst	University of MO Curators	1	350	0	
ThinkFirst	University of MO Curators	6	90	0	
ThinkFirst	University of MO Curators	6	90	0	
ThinkFirst	University of MO Curators	3	20	0	
ThinkFirst	University of MO Curators	3	20	0	

ThinkFirst	University of MO Curators	6	90	0	
ThinkFirst	University of MO Curators	6	90	0	
ThinkFirst	University of MO Curators	3	15	0	
ThinkFirst	University of MO Curators	6	120	0	
ThinkFirst	University of MO Curators	3	25	0	
ThinkFirst	University of MO Curators	3	25	0	
ThinkFirst	University of MO Curators	3	25	0	
ThinkFirst	University of MO Curators	3	25	0	
ThinkFirst	University of MO Curators	3	80	0	
ThinkFirst	University of MO Curators	3	25	0	
ThinkFirst	University of MO Curators	3	25	0	
ThinkFirst	University of MO Curators	3	25	0	
ThinkFirst	University of MO Curators	3	25	0	
ThinkFirst	University of MO Curators	3	15	0	
ThinkFirst	University of MO Curators	6	120	0	
ThinkFirst	University of MO Curators	3	80	0	
ThinkFirst	University of MO Curators	3	250	0	
ThinkFirst	University of MO Curators	3	250	0	
ThinkFirst	University of MO Curators	2.5	70	0	
ThinkFirst	University of MO Curators	2.5	70	0	
ThinkFirst	University of MO Curators	2.5	70	0	
ThinkFirst	University of MO Curators	2.5	70	0	
ThinkFirst	University of MO Curators	1	320	0	
ThinkFirst	University of MO Curators	1	300	0	High School,
ThinkFirst	University of MO Curators	3	60	0	High School,
ThinkFirst	University of MO Curators	2	60	0	High School,
ThinkFirst	University of MO Curators	2	60	0	High School,
ThinkFirst	University of MO Curators	2	1220	0	High School,
ThinkFirst	University of MO Curators	1	650	0	
ThinkFirst	University of MO Curators	1	650	0	
ThinkFirst	University of MO Curators	1	240	0	High School,
ThinkFirst	University of MO Curators	3	650	0	
ThinkFirst	University of MO Curators	2.5	650	0	
ThinkFirst	University of MO Curators	1	25	0	
ThinkFirst	University of MO Curators	1	25	0	
ThinkFirst	University of MO Curators	1	360	0	
ThinkFirst	University of MO Curators	1	360	0	
ThinkFirst	University of MO Curators	1	320	0	
ThinkFirst	University of MO Curators	1	135	0	
ThinkFirst	University of MO Curators	1	135	0	
ThinkFirst	University of MO Curators	3	85	0	
ThinkFirst	University of MO Curators	3	85	0	
Vehicle Rescue	University of MO Curators	8	20	0.8	Fire,
Vehicle Rescue	University of MO Curators	16	24	1.6	Fire,
Vehicle Rescue	University of MO Curators	8	17	0.8	Fire,
Vehicle Rescue	University of MO Curators	16	29	1.6	Fire,
Vehicle Rescue	University of MO Curators	8	31	0.8	Fire,
Vehicle Rescue	University of MO Curators	16	18	1.6	Fire,
Vehicle Rescue	University of MO Curators	16	17	1.6	Fire,
Vehicle Rescue	University of MO Curators	8	21	0.8	Fire,
Vehicle Search and Seizure	MO Southern State University	8	29	8	Police, Sheriff,
Vehicle Search and Seizure	MO Southern State University	8	30	8	MSHP, Police, Sheriff,