

MISSOURI'S HIGHWAY SAFETY ANNUAL REPORT 2023

Prepared by

MoDOT Highway Safety and Traffic Division

ANNUAL REPORT

FEDERAL FISCAL YEAR 2023

MISSOURI'S HIGHWAY SAFETY OFFICE

JONATHAN NELSON.....Assistant to the State Highway Safety and Traffic Engineer
SCOTT JONES..... Highway Safety Program Administrator
HEATHER LUEBBERT.....Commercial Motor Vehicle Program Manager
KACEY WILSON.....Highway Safety Program Manager
SCOTT WILSON.....Law Enforcement Program Manager
TARA VAN LOO..... Law Enforcement Program Manager
MIKE STAPP.....Law Enforcement Program Manager
AMITY JEFFRIES.....Impaired Driving and Elder Mobility Program Manager
LILLIAN HINKSON..... Child Passenger Safety and Bicyclist/Pedestrian Program Manager
ROBYN SCHROEDER.....Teen Program Manager
BRENDA AHLERS.....Office Manager
DARLA STUMPE..... Data Support
CARRIE AHART.....Data Support

Table of Contents

- Introduction.....4
- Missouri’s Highway Safety Program.....5
- Emphasis Areas and Special Road Users8
- Snapshot of Missouri’s Crash Data.....9
- Core Outcome Measures.....16
- FY23 Contract Distribution23
- Program Goals, Results, and Activities.....24
- Appendices A-D
 - Appendix A – Financial Report
 - Appendix B – Subrecipient Crash Data History
 - Appendix C – Project Summaries and Projects Not Completed
 - Appendix D – Training Report

Introduction

The Missouri Department of Transportation's (MoDOT) mission is to provide a world-class transportation system that is safe, innovative, reliable, and dedicated to a prosperous Missouri. The Highway Safety and Traffic Division (HSTD) serves as Missouri's State Highway Safety Office (SHSO) and leads the state's efforts to reduce the number of fatalities and serious injuries resulting from traffic crashes on Missouri's roadways. This effort is carried out through multiple MoDOT programs, including the Highway Safety Plan (HSP), the Commercial Vehicle Safety Plan (CVSP), and the Highway Safety Improvement Program (HSIP). Collectively, these programs support the state's overall Strategic Highway Safety Plan (SHSP), a comprehensive plan developed by MoDOT and the Missouri Coalition for Roadway Safety (MCRS) to improve highway safety by implementing strategies across a broad spectrum, including education, public policy, enforcement, engineering, and emergency medical services. Historically, the SHSP has been updated every 4 years in order to ensure the plan is still emphasizing the most pressing needs based on recent trends and data. Consistent with this practice, a 5th SHSP was developed and officially unveiled in October 2020. The new plan, *Show-Me Zero: Driving Missouri Toward Safer Roads*, will serve as the state's SHSP through 2025. While Show-Me Zero has officially been adopted as the new SHSP, this annual report is specific to highway safety programs implemented in federal fiscal year FY23 in accordance with the state's HSP. Thus, this annual report supports the state's SHSP, but it does not address all of the initiatives supporting the SHSP as some are undertaken in other programs such as the CVSP and the HSIP.

In order to carry out the planned activities in the FY23 HSP, the Highway Safety and Traffic Division staff worked closely with state and local agencies to develop and implement programs which are innovative, cost efficient and, above all, effective in saving lives. This effort required action from numerous individuals and organizations. The Highway Safety and Traffic Division strives to incorporate participations from both traditional and non-traditional partners in our safety endeavors. Expanded partnerships enable us to reach a broader base of customers with the life-saving messages of highway safety. The accomplishments noted in this report would not have occurred without the dedication and foresight of staff from MoDOT's Highway Safety and Traffic Division as well as numerous partner organizations throughout the state. We would like to acknowledge their participation and support in developing and delivering a robust highway safety plan.

Missouri's Highway Safety Program

Guidelines

In the State of Missouri, the state highway safety program is administered through MoDOT's Highway Safety and Traffic Division (HSTD). The Annual Report covers activities funded in the HSP for the period October 1, 2022, through September 30, 2023. The structure of this report follows the guidelines set forth by the National Highway Traffic Safety Administration (NHTSA) and the Federal Highway Administration (FHWA Order 960-2/7510.3A).

Purpose

The National Highway Safety Act of 1966 charges each Governor with the responsibility of establishing a state highway safety program. The goal of the HSTD is to reduce both the number of fatalities and serious injuries resulting from crashes on Missouri roadways.

Problem Identification

Traffic crashes are, unfortunately, an everyday occurrence in our mobile society. In 2022, there were 138,541 traffic crashes in Missouri. In these crashes, 1,057 people lost their lives and 48,841 persons were injured. Based on the U.S. Department of Transportation Guidance on Treatment of the Economic Value of a Statistical Life of \$11.8 million per fatality, this resulted in an economic loss to the state of nearly \$12.5 billion. Per the Centers for Disease Control and Prevention, Leading Causes of Injury Deaths by Age Group in 2020, motor vehicle traffic crashes were the leading cause of death among people ages 1 to 19 years old.

Data Analysis

An annual Highway Safety Plan (HSP) is developed by the HSTD utilizing relevant data. The Missouri State Highway Patrol serves as the central repository for all traffic crash data in the state. MoDOT's HSTD analyzes data to compile statistics on fatalities and serious injuries and to identify trends, areas of improvement and potential countermeasures to implement. Three years' worth of crash statistics are compiled to provide a more representative sampling, thereby more effectively normalizing the data. Missouri uses comprehensive data sources which include: The Missouri State Highway Patrol crash repository (STARS) and MoDOT's Transportation Management System (TMS). The data presented in this report represents 2022, as 2023 data is not complete. Due to Federal (FARS) data being unavailable for this year, 2022

data was extracted from State (STARS) data source.

Missouri Traffic Fatalities and Injuries					
2020		2021		2022	
Total Crashes	131,385	Total Crashes	146,769	Total Crashes	138,541
Fatalities	987	Fatalities	1,016	Fatalities	1,057
Injuries	47,882	Injuries	52,104	Injuries	48,481

Strategies

Missouri's strategies to reduce fatalities have been integrated into all key planning documents that include: the Strategic Highway Safety Plan (SHSP); the Commercial Vehicle Safety Plan (CVSP); and the Highway Safety Plan (HSP). The fatality reduction goal is also included in the Highway Safety Improvement Program (HSIP) Annual Report along with fatalities, fatality rates and serious injuries. Every effort is made to establish evidence-based strategies that guide Missouri to meet this target.

State and local governmental agencies are solicited to assist in the development of countermeasure projects to address the traffic crash issues through the Missouri Coalition for Roadway Safety and Highway Safety Grant Funding. These projects are then compiled into a comprehensive highway safety plan for the state. Federal funding to support the HSTD is channeled to the state from the Section 402 Highway Safety Program within the U.S. Department of Transportation. In addition to 402 funding, Missouri also received Section 154 AL, 154 HE, and 405b, c, d, and f funding.

Results

Since inception of the highway safety program in 1967, Missouri has witnessed a drop in the vehicle death rate per 100 million vehicle miles traveled from 5.5 to 1.272 in 2022. However, since 2019, Missouri has experienced a significant increase in traffic fatalities with 1,057 people losing their lives in 2022 crashes. This represents a 20% increase from 2019 and was the second consecutive year that Missouri exceeded 1,000 fatalities since 2006. Missouri is now seeing an increase in its three-year moving average.

Program Evaluation

Two types of evaluation methods are used to determine program effectiveness - administrative

and impact. Administrative evaluations measure the operational efficiency of task activities relative to meeting the established goals and objectives of the project, including a Risk Assessment conducted prior to awarding a sub-recipient a contract. Impact evaluations determine the extent to which the project was able to impact traffic crash involvement.

Included with this Annual Report are traffic safety countermeasure programs that have demonstrated best practices. These programs satisfy most, if not all, of the following criteria:

- They use crash statistics and other data to identify problem areas;
- They target high risk groups of individuals;
- They utilize knowledge & expertise of the local community to propose workable solutions;
- They apply varied resources from numerous sources;
- They are comprehensive in design; and
- They seek to modify behavior through effective education, enforcement, EMS and engineering.

Internal Activities

In addition to administering programs that are funded through state and local government agencies, HSTD staff members participate in activities to further highway safety within the state. These include, but aren't limited to:

- Production and distribution of highway safety materials (123,250 in FY23);
- Legislative tracking and review;
- Training presentations (child passenger safety, safety belts, law enforcement grant applications, highway safety programs, legislation, youth issues, etc.);
- Exhibits (safety fairs, conferences, State Fair, employer programs, etc.)
- Press conferences & media events; and
- Federal, state and local committees/boards with like-minded missions.

Emphasis Areas and Special Road Users

Show-Me Zero addresses four emphasis areas and three groups of special road users. The plan includes a comprehensive list of strategies expected to provide the greatest likelihood of reducing roadway-related fatalities and serious injuries. Extensive data analysis and review of current research were used as a basis for strategy selection.

The projects and activities included in the HSP are intended to support these emphasis areas and increase safety for the special road user groups. Show-Me Zero also utilizes a broad approach of affirming all Missourians have a role in improving the safety of the state's transportation system. Therefore, everyone can do something to impact change. The strategies included in Show-Me Zero are intended to provide something for everyone.

Show-Me Zero Emphasis Areas:

- Occupant Protection
- Distracted Driving
- Speed and Aggressive Driving
- Impaired Driving

Show-Me Zero Special Road Users

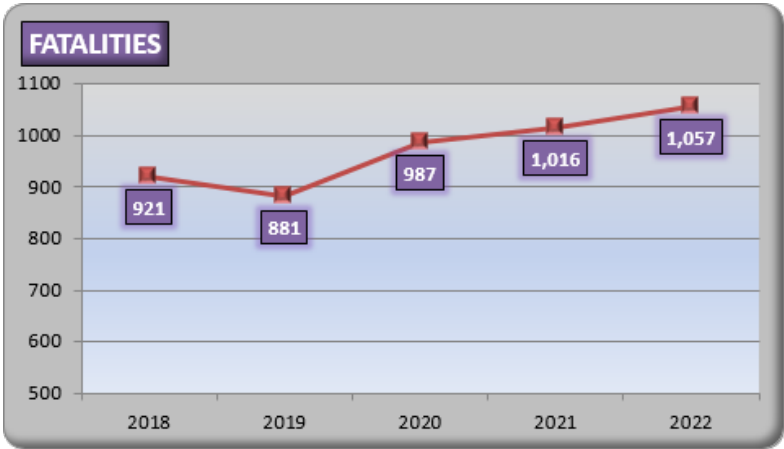
- Teen Drivers
- Older Drivers (Age 65 and Up)
- Pedestrians and Bicyclists

Snapshot of Missouri's Crash Data

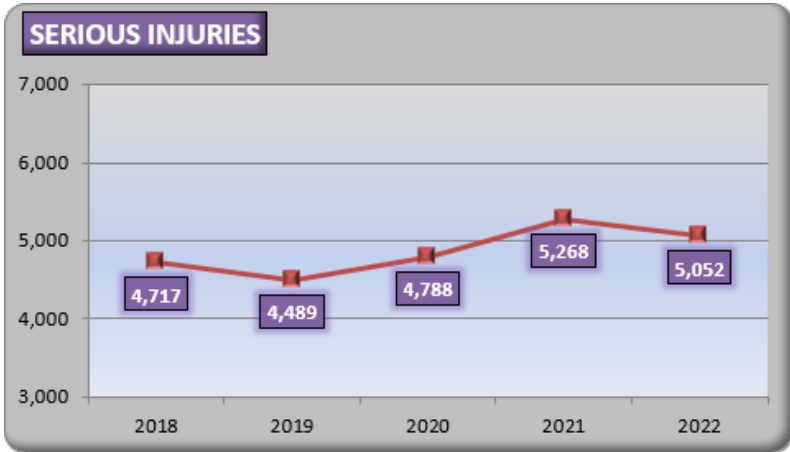
This section gives an overall snapshot view of the fatalities occurring on Missouri roadways during the past five years for each program area. The remainder of the report uses one year's worth of crash data to provide a representative sampling. The data in this section is state data only.

Overall Fatalities/Serious Injuries - A substantial number of people continue to be killed and seriously injured on Missouri roadways and most of these traffic crashes are preventable.

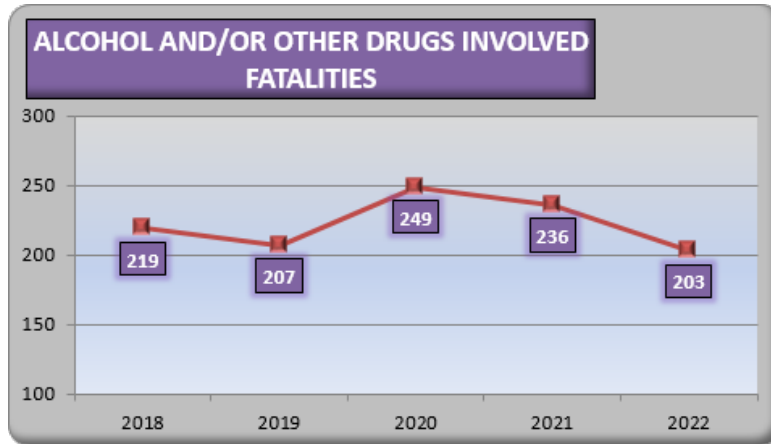
The graph below illustrates the number of fatalities on Missouri roads from 2018-2022.



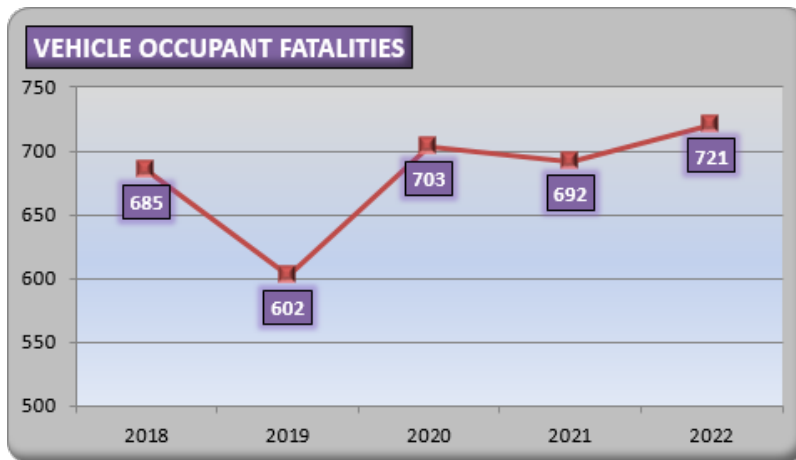
The graph below illustrates the number of serious injuries on Missouri roads from 2018-2022.



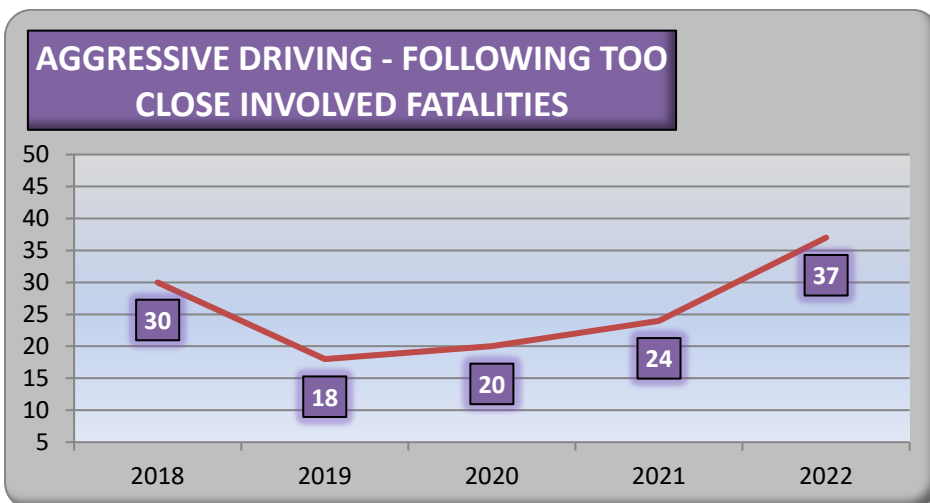
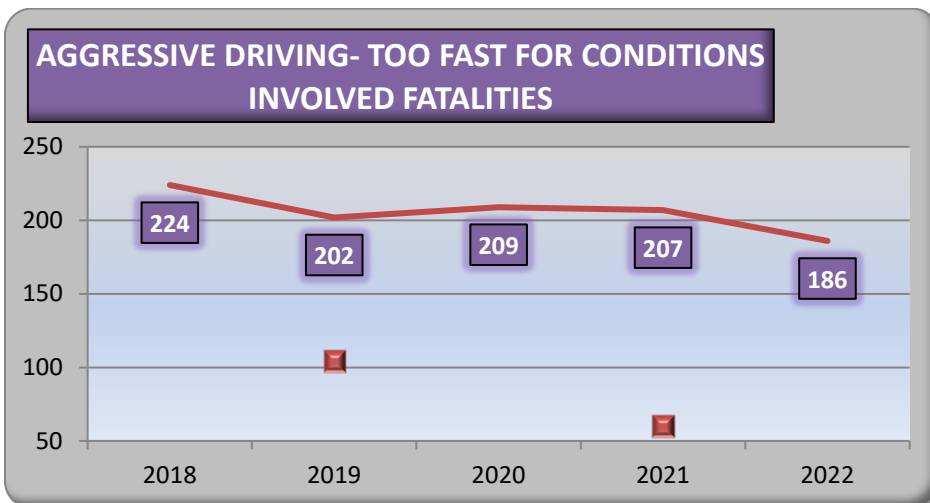
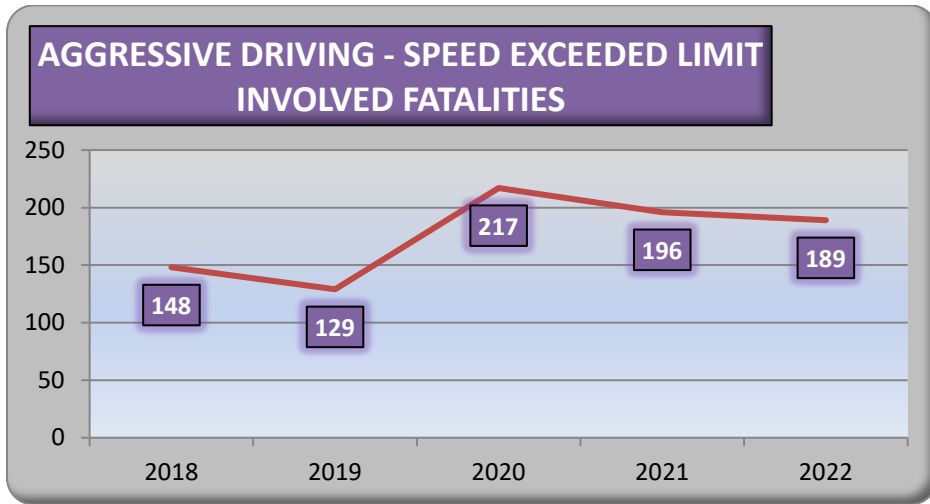
Alcohol & Other Drugs - Of the 1,114 people killed in 2018-2022 alcohol and/or other drug-related traffic crashes, 73% were the substance-impaired driver/pedestrian/bicyclist and 27% were some other party involved.



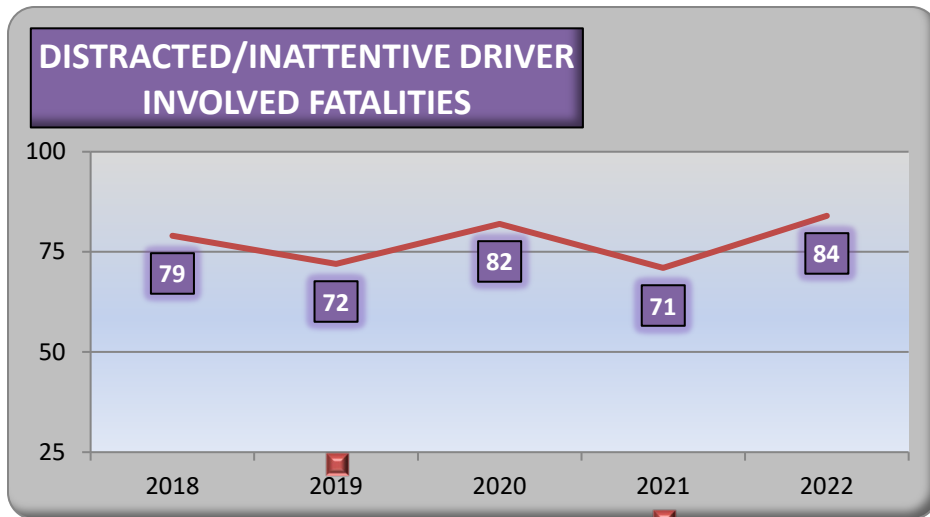
Occupant Protection - In known cases of those occupants killed in 2018-2022 who were totally ejected from the vehicle, 98% were not restrained and of those partially ejected, 88% were not restrained. Of the occupants killed who were not ejected from their vehicles, 51% were not restrained.



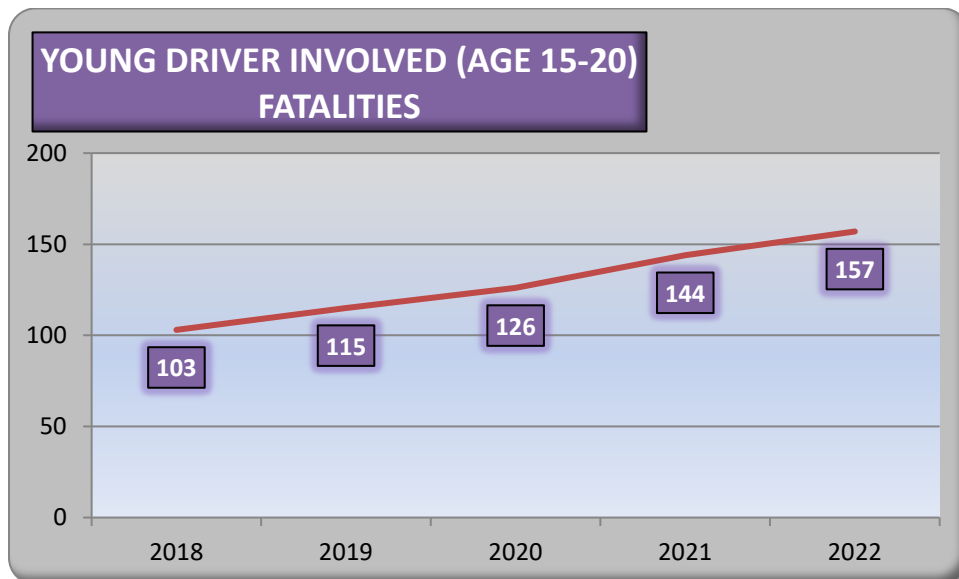
Aggressive Drivers – Aggressive driving is a serious problem on Missouri’s roadways and has contributed substantially to traffic crashes, especially crashes resulting in death.



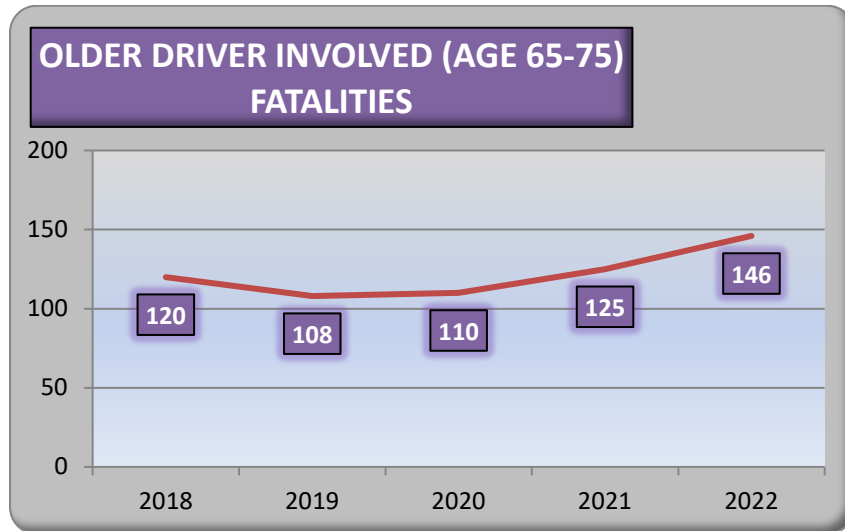
Distracted Drivers – Approximately 35% of the distracted drivers involved in fatal car crashes in the last five years were between 15 and 30 years of age. The graph below illustrates all those killed in crashes involving a distracted driver.



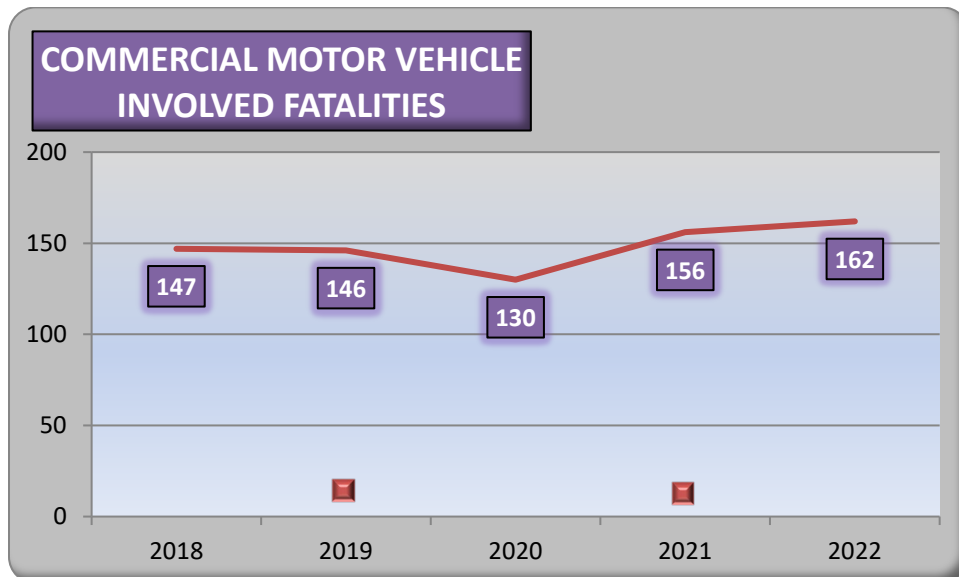
Young Drivers – Of all 2018-2022 fatal and serious injury crashes in Missouri, 17% involved a young driver (15-20) of a motor vehicle.



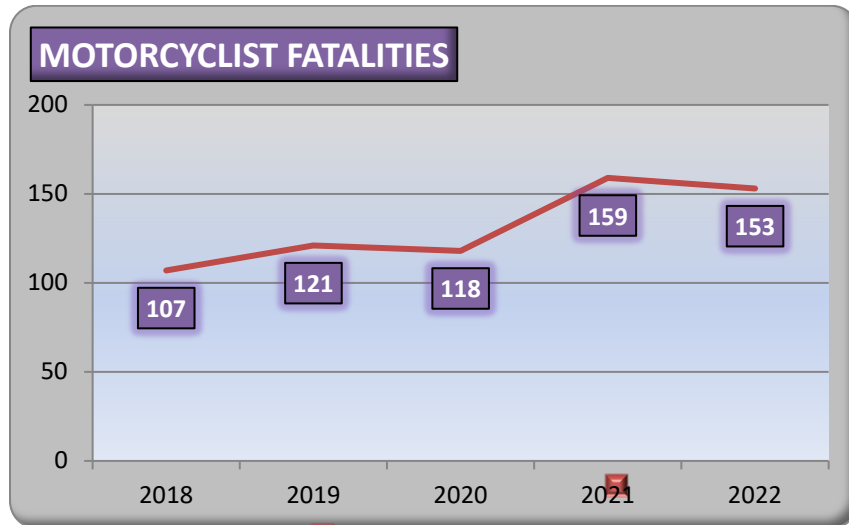
Older Drivers – Of all 2018-2022 fatal and serious injury crashes in Missouri, 11% involved an older driver (65-75) of a motor vehicle.



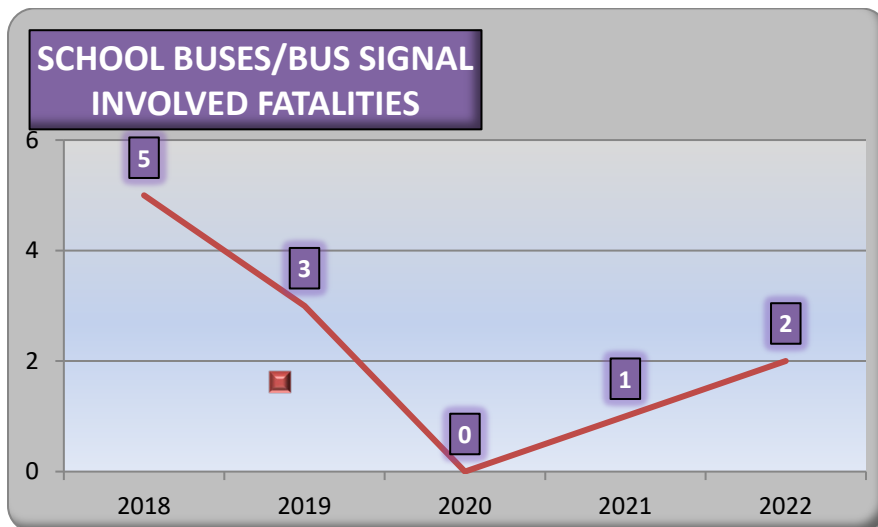
Commercial Motor Vehicles - In 2018-2022, there were 729,759 traffic crashes in the state. In these crashes, 81,937 (11%) involved at least one commercial motor vehicle. Of the 4,478 fatal crashes, however, 745 (17%) involved at least one commercial motor vehicle.



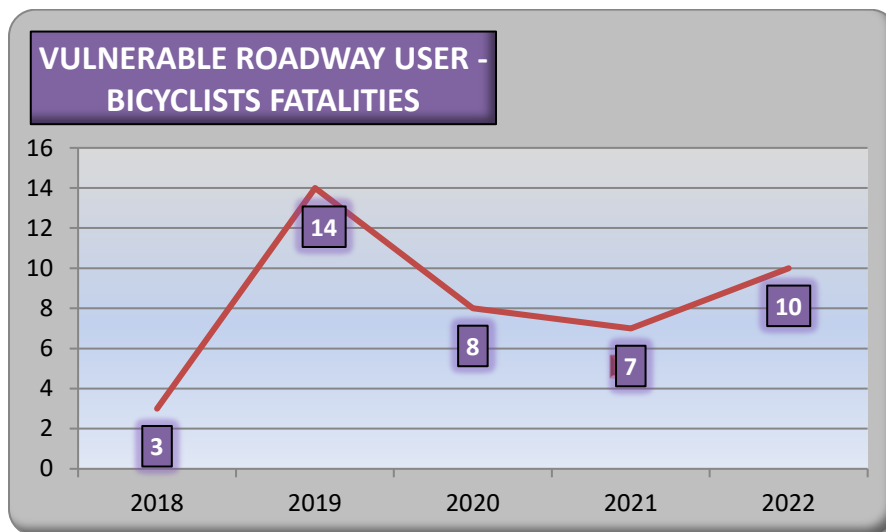
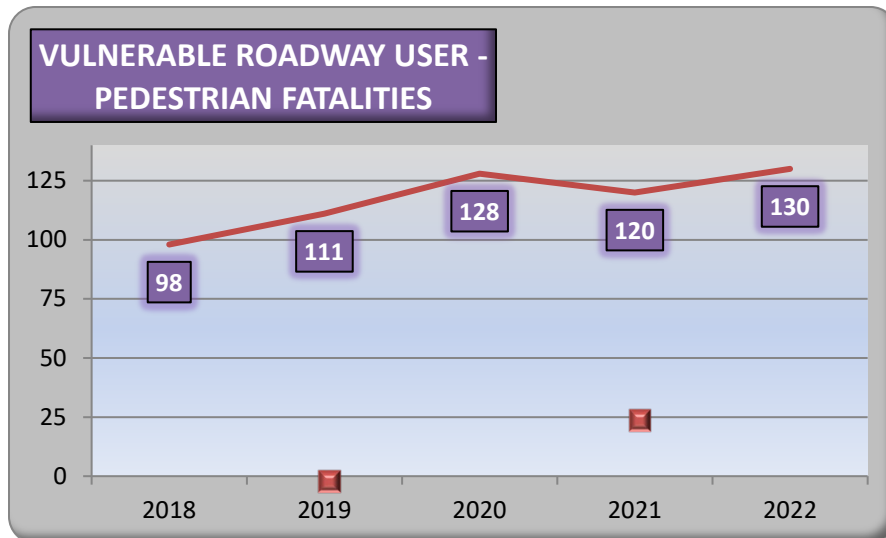
Motorcycles - In most instances, motorcycle drivers and/or their passengers are the ones killed and seriously injured when they are involved in a traffic crash.



Crashes Involving School Buses - Of the 11 persons killed during 2018-2022 in crashes involving school buses, 1 was a bus driver, 2 were pedestrians, 1 was a bicyclist, 2 were motorcycle drivers, and 5 were some other person in the incident.



Vulnerable Roadway Users - Pedestrians and bicyclists alike need to understand that they have primary responsibility for their own safety; however, the motoring public also has a responsibility to share the road in a safe manner with these vulnerable road users.



Core Outcome Measures

This HSP focuses on 12 Core Outcome Measures.

The National Highway Traffic Safety Administration (NHTSA) and the Governors Highway Safety Association (GHSA) have agreed on a minimum set of performance measures to be used by States in the development and implementation of behavioral highway safety plans and programs. An expert panel from NHTSA, State Highway Safety Offices, academic and research organizations, and other key groups assisted in developing the measures.

The initial minimum set contains 12 measures: 11 core outcome measures and one core behavior measure. The measures cover the major areas common to State highway safety plans and use existing data systems. The following outlines the 12 performance measures which will be identified within their respective program areas. The 2022 calendar year STARS results are listed below for each goal.

Note: The 2022 fatality and serious injury goals are not based on linear reduction, instead it assumes smaller reductions in the early years followed by larger reductions towards the end of the decade when more vehicle technologies are expected to be present among the state's vehicle fleet.

C-1 Fatalities - *NOT MET*

Based on our goal of 0 fatalities by 2030, Missouri is projecting a change to the five-year average fatality target from 933.6 (2016-2020 moving average) to 948.2 (2019-2023 moving average) fatalities by December 31, 2023. This is a 5.26% and 7.10% annual reduction.

2022 Goal:	953.5
2022 RESULT:	972.5 (STARS 5-year Average)

C-2 Serious Injuries - *NOT MET*

Based on our goal of 0 serious injuries by 2040, Missouri is projecting a change to the five-year average target from 4,724.6 (2016-2020 moving average) to 4,848.7 (2019-2023 moving average) serious injuries by December 31, 2023. This is a 5.26% and 5.56% annual reduction.

2022 GOAL: 4,849.8
2022 RESULT: 4,862.8 (STARS 5-year Average)

C-3 Fatalities/VMT - *NOT MET*

Based on our goal of 0 fatalities by 2030, Missouri is projecting a change to the five-year average of fatalities per 100 million vehicle miles (VMT) target from 1.236 (2016-2020 moving average) to 1.212 (2019-2023 moving average) fatalities by December 31, 2023. This is a 5.26% and 7.10% annual reduction.

2022 GOAL: 1.231
2022 RESULT: 1.272 (STARS 5-year Average)
2022 Rural Goal: 1.417
2022 Rural Results: 1.475 (STARS 5-year Average)
2022 Urban Goal: 1.085
2022 Urban Result: 1.100 (STARS 5-year Average)

**To address performance measures C-1 through C-3, Missouri conducted a deep data dive with the NHTSA regional office to identify areas of overrepresentation or areas that are currently underserved. In addition, Missouri is continually seeking to implement new programs to help fill the gaps in the highway safety program. As a result, Missouri has expanded its elementary education, increased the number of teen driving programs, increased focus on regions of the state with low seat belt use (Northeast and Southeast MO), provided additional training for law enforcement agencies, and sought to increase awareness on pedestrian safety as well as that of other vulnerable road users. Missouri has also awarded grants to new partners to assist in reaching more communities and populations. These new partners included, but are not limited to, health departments, emergency response agencies, ethnic and cultural organizations, and regional planning organizations.*

C-4 Unrestrained Passenger Vehicle Occupant Fatalities - MET

Based on our goal of 0 fatalities by 2030, Missouri is projecting a change to the five-year average for unrestrained passenger vehicle occupant fatalities from 381.6 (2016-2020 moving average) to 388.5 (2019-2023 moving average) by December 31, 2023. This is a 5.26% and 7.10% annual reduction.

2022 GOAL: 391.0
2022 RESULT: 385.6 (STARS 5-year Average)

**Missouri plans to continue the Buckle Up, Phone Down Program as well as prioritize nighttime seat belt enforcement in the FY24 triennial HSP. We have also streamlined paid media to keep an occupant protection message extended over a longer portion of the year than just during Click It or Ticket. We have also increased the focus on seat belt use in lower use regions of the state, including northeast and southeast Missouri. Finally, Missouri is investigating additional ways to increase our child passenger safety program to certify more technicians and accommodate more CPS check stations.*

C-5 Alcohol-Impaired Driving Fatalities – MET

Based on our goal of 0 fatalities by 2030, Missouri is projecting a change in the alcohol-impaired driving involved fatalities from 257.6 (2016-2020 moving average) to 276.8 (2019-2023 moving average) by December 31, 2023. This is a 5.26% and 7.10% annual reduction.

2022 GOAL: 273.7
2022 RESULT: 245.0* (STARS 5-year Average)

Note: Due to FARS data not being available at the time of publication, the 2022 result for C-5 is based on the crash report attribute contributing circumstances - alcohol. Missouri's crash report does not indicate if a driver was operating a vehicle with a BAC of .08 or above.

**Missouri plans to continue expanding our efforts related to drug impaired driving, including public awareness and enforcement. Missouri worked, in partnership with the American Bar Association (ABA), to establish a State Judicial Outreach Liaison (SJOL) Program in 2020. The contract was taken on, in partnership with the ABA, by the HSO utilizing NHTSA funding beginning in FY23. The SJOL project continues to be a valuable outreach program for Missouri. Missouri also entered a partnership in 2020 with the Missouri Safety Center (MSC) to evaluate the feasibility of a law enforcement phlebotomy program (LEPP). The research project was completed, and MSC received an external grant to establish a Phlebotomy Task Force, of which the HSO has taken an active role. Missouri partnered with MSC to fund a Law Enforcement Phlebotomy Program in FY23, which continues to be an on-going project. Missouri is also in preliminary talks to host an impaired driving leadership summit through the Transportation*

Safety Institute sometime in the next year to bring together old and new partners for the purpose of identifying and implementing new countermeasures. To further bolster impaired-driving enforcement, the SHSO has also added three dedicated impaired-driving enforcement projects for FY24 in key areas of the state, including Lawrence County, University of Central Missouri (Warrensburg), and Hazelwood.

C-6 Speeding Related Fatalities -NOTMET

Based on our goal of 0 fatalities by 2030, Missouri is projecting a change to the five-year average for speed related fatalities from 358.2 (2016-2020 moving average) to 362.4 (2019-2023 moving average) by December 31, 2023. This is a 5.26% and 7.10% annual reduction.

2022 GOAL: 369.6
2022 RESULT: 373.6 (STARS 5-year Average)

**Missouri plans to continue our recently established quarterly speed campaigns and Missouri has prioritized speeding in paid media campaigns. In addition, Missouri will continue to partner with the Missouri State Highway Patrol and local law enforcement agencies to ramp up high-visibility enforcement of speeding on selected corridors and work zones experiencing the highest occurrences of severe crashes related to speed and aggressive driving.*

C-7 Motorcyclist Fatalities -NOTMET

Based on our goal of 0 fatalities by 2030, Missouri is projecting a change to the five-year average for motorcyclist fatalities from 121.6 (2016-2020 moving average) to 139.1 (2019-2023 moving average) by December 31, 2023. This is a 5.26% and 7.10% annual reduction.

2022 GOAL: 133.7
2022 RESULT: 134.2 (STARS 5-year Average)

C-8 Unhelmeted Motorcyclist Fatalities - *MET*

Based on our goal of 0 fatalities by 2030, Missouri is projecting a change to the five-year average for unhelmeted motorcyclist fatalities from 16.6 (2016-2020 moving average) to 53.6 (2019-2023 moving average) by December 31, 2023. This is a 5.26% and 7.10% annual reduction.

2022 GOAL: 41.5
2022 RESULT: 39.8 (STARS 5-year Average)

**For performance measures C-7 and C-8, Missouri has seen a significant increase in both motorcyclist and unhelmeted motorcyclist fatalities since the state repealed its all-rider helmet law in August 2020. Since that time, the SHSO has worked with motorcycle advocacy groups to inform them of recent trends and solicit their input and participation in promoting the use of helmets for safety purposes. The SHSO has also partnered with the Missouri Safety Center to operate the state’s motorcycle safety program with an emphasis on the importance of helmets and other safe riding habits. The SHSO also created a new public service announcement for motorcycle safety in the summer of 2023. In comparison to other funding sources, the state receives a much smaller amount of funding for motorcycle safety, and much of it is restricted to making other drivers aware of motorcyclists, a tactic the SHSO regularly utilizes. In reality, about half of the motorcyclist fatalities involve only a single rider. In addition, the SHSO has been looking closer at the motorcyclist fatality data and has learned that more than 50% of the riders killed were unlicensed or improperly licensed suggesting more education and training for riders themselves would be helpful. This data has been shared with motorcycle advocacy groups to help raise awareness and, hopefully, improve education and trainings amongst riders.*

C-9 Drivers Aged 20 or Younger Involved in Fatal Crashes – *NOT MET*

Based on our goal of 0 fatalities by 2030, Missouri is projecting a change to the five-year average for drivers age 20 or younger involved in fatal crashes from 114.8 (2016-2020 moving average) to 118.1 (2019-2023 moving average) by December 31, 2023. This is a 5.26% and 7.10% annual reduction.

2022 GOAL: 115.0
2022 RESULT: 119.0 (STARS 5-year Average)

**In the FY24 THSP, Missouri has continued with the TRACTION conferences, Boosters to Belts to have young drivers present to elementary age children on safe driving/riding practices, and expanded the B.R.A.K.E.S. program (4 clinics) to give young drivers hands-on driving experience with recovering from driving hazards such as running off-road, slides, and avoiding roadway obstacles. The state will also continue to partner with organizations like ThinkFirst Missouri and several driver’s education programs focused on increasing safety for teen drivers. One example*

is the Drive to Save Lives Tour which has visited numerous high schools throughout Missouri, especially those in rural areas where seat belt use is lower. Missouri has also started a new project targeting young male pickup drivers with Missouri Youth Adult Alliance to reduce risky behavior through positive community norms and addressing seat belt usage among this group.

C-10 Pedestrian Fatalities – NOT MET

Based on our goal of 0 fatalities by 2030, Missouri is projecting a change to the five-year average for pedestrian fatalities from 104.8 (2016-2020 moving average) to 115.8 (2019-2023 moving average) by December 31, 2023. This is a 5.26% and 7.10% annual reduction.

2022 GOAL: 113.5
2022 RESULT: 115.8 (STARS 5-year Average)

C-11 Bicyclist Fatalities - MET

Based on our goal of 0 fatalities by 2030, Missouri is projecting a change to the five-year average for bicyclist fatalities from 8.4 (2016-2020 moving average) to 12.9 (2019-2023 moving average) by December 31, 2023. This is a 5.26% and 7.10% annual reduction.

2022 GOAL: 10.6
2022 RESULT: 8.2 (STARS 5-year Average)

**For performance measures C-10 and C11 the Missouri HSO continues to work with the Missouri Coalition for Roadway Safety in developing and strengthening countermeasures to address bicycle and pedestrian fatalities. Efforts continue to expand Springfield’s successful Safe Across program, and the state recently completed a vulnerable road user assessment to help identify areas of increased risk. In addition, the state has programmed more funding for engineering improvements specifically for non-motorized users. Furthermore, by addressing the core behavior emphasis areas in the SHSP of speed, distraction, and impairment, the SHSO is addressing the key contributing factors in bicycle and pedestrian crashes. The state was notified in mid-2023 that Missouri now qualifies for 405(g) Nonmotorized Safety funding. As the application deadline for FY24 projects had already passed, the number of projects requested was minimal. However, for FY25, potential applicants have been notified that additional funding is available and that projects are sought to address all nonmotorized modes of transport including bicycles and pedestrians.*

B-1 Observed Belt Usage – *NOT MET*

To increase statewide observed seat belt use of front seat outboard occupants in passenger vehicles 1 percentage point annually.

2023 GOAL: 90.0

2023 RESULT: 87.0

**Missouri is growing the Buckle Up Phone Down Program to include a BUPD Showdown which targets high schools and businesses with furthering the BUPD Challenge as well as prioritizing nighttime seat belt enforcement in the FY24 THSP. Paid media has also been streamlined in order to keep occupant protection messages up for longer time periods. It should also be noted the sites for Missouri's seat belt use survey were re-selected in 2023. Thus, caution should be used in comparing 2023 results to the previous 5 surveys.*

Highway Safety Grant Project Distribution 2023

The Highway Safety and Traffic Division provides grant funding to external partners and law enforcement agencies to enhance the efforts of reducing fatalities and serious injuries on Missouri's roadways. This map represents the number of grant contracts per county awarded through the Highway Safety and Traffic Division and law enforcement mobilization campaigns.



Legend

County with Highway Safety Contracts

HS Contracts / # LE Mobilization Contracts



Note: Mini Grants are only those contracts that were executed. Contracts that were offered to agencies that did not accept them are not included in these totals

MISSOURI DEPARTMENT OF TRANSPORTATION
TRANSPORTATION PLANNING
1-888-ASK-MODOT
WWW.MODOT.ORG
01/02/2024

Document Path: Z:\MapProjects\ITS\CARRIE_AHART\HighwaySafetyGrantProjectDistribution2023

Program Goals, Results, and Activities

This section outlines the programs, program goals as outlined in the Highway Safety Plan, results and activities for each high- way safety program area. This is simply a summary of each area; additional activities may have been implemented across the state.

Evidence-Based Enforcement Program Activities

The Office of Highway Safety has three law enforcement (LE) program managers that cover specific regions of the state. These managers are responsible for the statewide coordination of the state, county, and local law enforcement projects. The evidence-based traffic safety enforcement program is focused on preventing traffic violations, crashes, and incidents. It involves an array of enforcement activities throughout the fiscal year including:

Mobilizations - The LE program managers aggressively seek participation in quarterly impaired driving and occupant protection mobilizations, as well as the NHTSA required Drive Sober or Get Pulled Over and the Click It or Ticket national mobilizations. Additional mobilizations are coordinated by the Office for Holiday Impaired, Spring Impaired, and Youth Seatbelt. Mobilization results can be viewed in the respective program sections.

Communication - A communication plan is developed with each LE mobilization. These plans vary depending on available funding but typically include press releases, paid media, social media and earned media.

Dedicated Impaired Driving/Traffic Unit Activities – A key enforcement technique used is to team with a city or county law enforcement agency to financially support dedicated Impaired/Traffic activities. Missouri currently has 13 units with dedicated Impaired/Traffic activities:

- Boone County Sheriff's Office
- Camden County Sheriff's Office
- Clay County Sheriff's Office
- Columbia Police Department
- Creve Coeur Police Department
- Franklin County Sheriff's Office

- Greene County Sheriff's Office
- Jackson County Sheriff's Office
- Jefferson County Sheriff's Office
- Joplin Police Department
- Kansas City Police Department
- Platte County Sheriff's Office
- St. Louis County Police Department

Law Enforcement Task Forces/Councils – Multiple city/county agencies meet on a regular basis to plan and coordinate key enforcement activities. With the shortage of personnel to conduct enforcement initiatives in many agencies, the task force concept provides the opportunity to pool resources to conduct manpower intensive activities such as corridor projects. Missouri currently has 6 multi-jurisdictional task forces:

- Central Ozarks Regional DWI Task Force (14 Agencies)
- Jackson County Traffic Safety Task Force (11 Agencies)
- Kansas City Operation Impact (42 Agencies)
- Law Enforcement Traffic Safety Advisory Council (19 Agencies)
- Northland DWI Task Force (13 Agencies)
- Southwest DWI Task Force (7 Agencies)

Sobriety Checkpoints – In the past, Missouri law enforcement agencies averaged nearly 600 sobriety checkpoints each year through mobilizations and law enforcement grant contracts. In May 2017, the Missouri House of Representatives added a provision to Missouri HB4 (which gives spending authority to the Missouri Department of Transportation) limiting the spending authority of the SHSO on sobriety checkpoints to \$1.00. This became effective July 1, 2017 and has been continued in subsequent legislative sessions.

Continuous follow-up and Adjustment – Program management staff reviews the results of various LE initiatives/mobilizations and share these results with city/ county LE agencies on a regular basis.

FY 2023 Enforcement Statistics
October 1, 2022 through September 30, 2023

ARRESTS

DWI	TOO CLOSE	STOP SIGN	SIGNAL	YIELD	CI DRIVING	SPEEDING	OTHER HMV	DUI DRUG ARRESTS	TOTAL HMV
7,404	603	3,606	1,889	787	1,000	83,498	6,768	546	106,357

SEATBELT	CHILD RESTRAINT	SUS/REV	UNINSURED	OTHER NON-HMV	TOTAL NON-HMV	TOTAL VIOLATIONS
22,003	677	6294	18,298	22,786	74,779	181,136

SOBRIETY CHCKPNTS	BAC GIVEN	BAC REFUSED	SFST/DRE	MIP	OPEN CONT.	ZERO TOL.	FAKE ID	OTHER LIQUOR
0	3,515	1,460	7,303	799	149	48	383	164

FELONY ARREST	DRUG ARREST	STOLEN VEHICLES	FUGITIVES APP	MOVE OVER
2,372	924	148	3,028	464

WARNINGS

TOO CLOSE	STOP SIGN	SIGNAL	YIELD	CI DRIVING	SPEEDING	OTHER HMV	TOTAL HMV
666	4,246	2,024	575	824	40,094	50,174	100,513

SEATBELT	CHILD RESTRAINT	SUS/REV	UNINSURED	OTHER NON-HMV	TOTAL NON-HMV	TOTAL WARNINGS
2,418	69	230	3,520	42,024	49,065	148,281

MIP	OPEN CONT.	ZERO TOL.	FAKE ID	OTHER LIQUOR
271	304	5	174	55

TRAFFIC STOPS	HOURS WORKED
294,072	152,622

Communications, Public Information, and Education

In partnership with Bucket Agency, the Highway Safety Office engaged all Missourians with highly visible, memorable messaging that ties everything back the Show Me Zero Message. Using a variety of paid media and other public outreach efforts, the Highway Safety Office reinforced the core messages of Show Me Zero to a broad swath of Missourians, prompting them to remember simple actions save lives:

- Buckle Up
- Phone Down
- Slow Down
- Drive Sober

Highway safety messages were perpetuated through traditional media platforms (TV, radio, print) as well as through digital (streaming TV, radio) and social media avenues. In addition, the messages were communicated using out-of-home venues such as billboards, event venues, transit stations, gas station TV, and the like. Missouri also strengthened its investment in public awareness by contributing additional state funding through the MCRS. More Missourians than ever were exposed to the simple actions they can take to personally help eliminate traffic fatalities.



The goal of the paid media plan is to expose every Missourian to the life-saving message of Show-Me Zero. The message runs year-round in locations throughout the state. In addition, the paid media campaigns are to alert the public of enforcement efforts, educate the public on Missouri law, and, ultimately, decrease the serious injury and fatality crashes on Missouri's roadways. Videos of most of the messages communicated as part of the plan can be found at the Missouri Coalition for Roadway Safety YouTube page. All campaigns continued the use video captioning in the 30 second PSA's. Captioning aids to the hearing impaired and is

found to have more total views, perhaps because that it can be viewed in its entirety with no sound.

CAMPAIGN NAME	MONTH/YEAR	MEDIA BUYS	FUNDING SOURCE	IMPRESSIONS
Speed Awareness	Oct-22	\$180,000.00	402	12,164,847
TIM/Crash Responder Safety	Nov-22	\$35,000.00	402	2,873,038
Holiday Impaired	Nov -Dec - 22	\$680,000.00	405d	36,845,461
Aging Road User	Dec-22	\$60,000.00	402	2,744,336
Superbowl	Feb-23	\$300,000.00	State funding	6,737,591
Spring Impaired	Mar-April 23	\$570,000.00	405d	48,148,744
Slow Moving Vehicles (Farm) Awareness	Sept - Oct 22	\$40,000.00	State funding	3,810,041
	April-May - 23	\$60,000.00	402 & State funding	5,498,126
<u>Summer Safety Series</u>	May-Sept 23		402	
Speed Awareness		\$205,000.00		14,596,162
Motorcycle Awareness		\$142,000.00		8,237,767
Bike/Pedestrian		\$163,000.00		24,629,250
Show Me Zero Anthem		\$490,000.00		101,115,679
Click it or Ticket	May-June - 23	\$200,000.00	405b	11,021,621
Drive Sober or Get Pulled Over	Aug-Sept - 23	\$470,000.00	405d	27,175,580
Child Passenger Safety	Sep-23	\$100,000.00	405b	4,460,147
Show Me Zero Winter Anthem/Football Playoffs	Jan - Feb 23	\$200,000.00	State funding	9,973,183
Show Me Zero Always On Billboards (Sequential & Digital)/Pandora/Waze//Weather	2023	\$550,000.00	402 & State funding	87,795,814
Work Zone Awareness	2023	\$150,000.00	State funding	20,161,867
CMV Awareness	2023	\$612,000.00	MCSAP	34,834,907
TOTAL		\$5,207,000.00		462,824,161

Total Impression numbers will change with late reporting.

In addition to paid media, the SHSO works diligently to connect with communities throughout the state on highway safety programs. Over the past year, special emphasis has been placed on connecting with communities that are either overrepresented in traffic crashes, underserved regarding community resources, or simply overlooked and historically non-participatory. To help make progress in this area, the SHSO worked with the regional NHTSA office to conduct a deep data dive to identify affected communities and areas of focus. This deep data dive focused specifically on seat belt use, pedestrian safety, and emergency response. Following the deep data dive, the SHSO conducted a SWOT analysis with NHTSA and key stakeholders to identify steps for moving the state’s education and outreach program forward in these key areas.

One of the key results from the SWOT analysis was the state’s first Equity and Engagement in Traffic Safety Summit held at Lincoln University in May 2023. This summit brought together dozens of leaders from minority communities and organizations accustomed to providing community services throughout the state. The summit allowed the SHSO to share an overview of the state’s traffic safety problem, and also afforded participants the opportunity to provide feedback and suggestions for improving the SHSO’s program. The summit was very successful and has resulted in several key relationships throughout the state focused on improving access to highway safety programs, materials, and resources, tailoring programs to better resonate and communicate with communities, and identifying new opportunities for public engagement. Included in these efforts is the production of print and digital materials in Spanish to reach the Hispanic population of Missouri. Early results have been positive, and Missouri continues to look for new opportunities to work with communities and organizations represented at the summit.

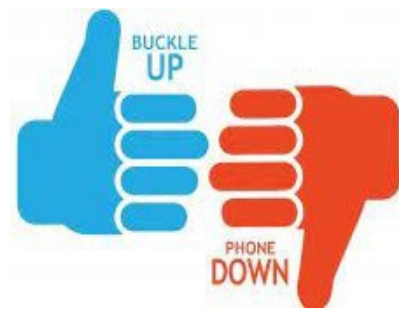
In addition to paid media and community engagement, the Highway Safety Office partnered with Alliance Sport Marketing to deliver impaired driving messaging and education targeting all drivers and motorcycle riders. They also provided



watch for motorcycles messaging and education. Alliance was able to accomplish this by attending 30 events/rallies in FY23. Alliance Sport Marketing also provided education focusing on the four Show-Me Zero focus areas at 24 event days of youth baseball, soccer, basketball, and volleyball tournaments. and 1 minor league baseball game. In addition, Alliance provided child passenger safety education displays at 210 child-care centers.

Buckle Up Phone Down

Early in 2017 MoDOT began Buckle Up Phone Down as a challenge geared toward businesses and individuals to take a pledge to buckle up every trip, every time and to put their phones down while driving. To date, over 753 businesses and nearly 53,400 individuals have accepted the challenge and taken the pledge.



Missouri has a “no texting” law for drivers ages 21 years and under, and no primary seat belt law. Knowing that those two tasks alone can save thousands of lives per year, promotion began to encourage all motorists to Buckle Up Phone Down.

Organic promotion followed by paid advertisements and community support helped the campaign to kick off and excel. A web page was created for businesses and individuals to take the pledge. This page houses logos of the businesses that have made the choice to make their employees safer on Missouri’s roadways. The web page is located at www.modot.org/bupd.

For the past 2 years, Missouri has partnered with AAA Missouri to conduct BUPD Showdowns in Missouri high schools and businesses. These showdowns promote the BUPD pledge in communities throughout the state. In 2023, 110 high schools signed up for the showdown, with more than 15,800 students, faculty, family, and friends taking the pledge. The business showdown has nearly 40 employers

participate, with a focus on employer policies and employee training. The business showdown will expand to 75 businesses in the spring of 2024.

Since inception, Buckle Up Phone Down has earned several state and national awards. Cities and counties across the state opted to keep their citizens and visitors safe by passing a primary seat belt ordinance. Missouri Governor Mike Parson continues to proclaim a day in October each year as Buckle Up Phone Down Day in Missouri. Promotion continues both paid and organic to keep the message out there and make Missouri's roadways safer. Perhaps most notably, in 2023 the Missouri legislature passed an all-driver hands-free law. The new law officially makes BUPD state law in Missouri, and there's no doubt the ongoing promotion of BUPD set the stage for the law's passage in 2023.

In addition, numerous other agencies outside Missouri have either adopted or promoted the BUPD program in a variety of ways. From press conferences and social media posts to public service announcements and legislative hearings, states, and territories from California to Guam have helped spread the BUPD message. The BUPD message is simple, easy to remember, and applicable to transportation users throughout the country.

Speed Management/Aggressive Driving

According to the National Highway Traffic Safety Administration, aggressive driving is when an individual commits a combination of moving traffic offenses that endanger other persons or property. Aggressive-driving related crashes are defined within Missouri's Show Me Zero - A Partnership Towards Zero Deaths as, "crashes that involved a driver who committed one or more of the following violations that contributed to the cause of a traffic crash: speed exceeded limit; too fast for conditions; following too close, improper passing, or improper lane usage/change". Aggressive driving can be any one of us, when we make the choice to drive over the speed limit; change lanes several times in a short distance and/or follow too closely. Aggressive driving is a costly decision, often made in an instant, but can have lifelong consequences.

GOAL #1:

Based on our goal of 0 fatalities by 2030, Missouri is projecting a change to the five-year average for aggressive driving related fatalities from 493.8 (2016-2020 moving average) to 514.1 (2019-2023 moving average) by December 31, 2023. This is a 5.26% and 7.10% annual reduction.

2022 GOAL:	501.5
2022 RESULT:	514.6 (STARS 5 Year Average)

GOAL #2:

Based on our goal of 0 fatalities by 2030, Missouri is projecting a change to the five-year average for speed related fatalities from 358.2 (2016-2020 moving average) to 362.4 (2019-2023 moving average) by December 31, 2023. This is a 5.26% and 7.10% annual reduction.

2022 GOAL:	369.6
2022 RESULT:	373.6 (STARS 5 Year Average)

The Office of Highway Safety focuses on aggressive driving by issuing Hazardous

Moving Violation (HVM) contracts to law enforcement agencies across the state. In FY 2023, the Office issued 149 HVM law enforcement contracts resulting in 58,419 HVM violation citations and 63,667 HVM violation warnings. Efforts in this area continue to be funded and encouraged. Some of the projects used to reduce the number of aggressive driving crashes are targeted corridor projects and Selective Traffic Enforcement Programs (STEPS) conducted by law enforcement agencies. Speed monitoring devices and changeable message signs are also used across the state to keep motorists aware of dangerous situations and actions. News releases and the media are coupled with the enforcement efforts to reach the public and educate on the dangers of aggressive driving.

Impaired Driving

Seventeen percent of all Missouri motor vehicle traffic deaths in 2022 involved one or more substance– impaired driver or motorcycle operator. There were 178 fatalities and 629 serious injuries in 2022 involving at least one substance-impaired driver. That equates to one substance-impaired driving fatality every 2 days and one substance-impaired driving serious injury every ½ day.

GOAL #1:

Based on our goal of 0 fatalities by 2030, Missouri is projecting a change in the alcohol-impaired driving involved fatalities from 257.6 (2016-2020 moving average) to 276.8 (2019-2023 moving average) by December 31, 2023. This is a 5.26% and 7.10% annual reduction.

2022 GOAL: 273.7

2022 RESULT: 245.0 (STARS 5 Year Average)

Projects funded by the Office of Highway Safety in the alcohol and other drugs program area include a wide focus area. The dedicated DWI enforcement projects and DWI task forces detailed in the Traffic Safety Enforcement Program section are a great deterrent for impaired drivers. Programs focused on young, impaired drivers are included in the Young Driver Section.

Traffic Safety Resource Prosecutor Program

Even with issues regarding agency manpower shortages, this project still has a high number of attendees for their trainings, partly due to utilizing virtual platforms. This project provides for a traffic safety resource prosecutor (TSRP) to focus on traffic safety issues, particularly impaired driving, and serve as a resource to other prosecutors and law enforcement officers. This position is shared between two attorneys, the Deputy Director of the Missouri Office of Prosecution Services and a special prosecutor in the office.

The TSRP Program conducted 67 training programs which were attended by a combined total of 2,415 people. When considering all of the funded programs, other training conducted, and other training opportunities provided, the TSRP Program reached a minimum of 555 Missouri prosecutors, 2,091 Missouri law enforcement officers, and 129 other Missouri traffic safety advocates. Approximately 227 requests for technical assistance were received from prosecuting attorney's offices and law enforcement agencies around the state. In addition, as part of the TSRP program, numerous cases were reviewed with prosecutors to discuss appropriate charges and strategy and the TSRP served as special prosecutor in eight cases.

State Judicial Outreach Liaison Program

The Highway Safety Office worked in partnership with the American Bar Association in 2020 and obtained external grant funds for 2 years to establish the State Judicial Outreach Liaison (SJOL) position in Missouri. In FFY23, the program was taken on by the HSO, through partnership, with the American Bar Association via a highway safety grant utilizing NHTSA funding. The SJOL has worked to establish a peer-to-peer relationship with the judiciary of the state of Missouri in order to increase their knowledge and participation of State Highway Safety Office (SHSO) safety initiatives and increase the judiciary knowledges of challenges in adjudicating Impaired Driving cases. The SJOL addresses these challenges through establishing a partnership with the judiciary by providing education and technical assistance utilizing resources such as current science, research and data, information on evidence-based sentencing practices, DWI Courts, Ignition Interlocks, case law, and offender assessment and treatment throughout the State. The SJOL Program conducted 30 training programs which were attended by a combined total of approximately 1,500 people.

DWI (Impaired) State-Wide Mobilizations

The three Impaired Driving enforcement mobilizations conducted were:

- November 23, 2022 - January 1, 2023 (Holiday Impaired Driving Campaign)
- March 17 - April 19, 2023 (Spring Impaired Driving Campaign)
- August 18 - September 4, 2023(Drive Sober or Get Pulled Over Impaired Driving Campaign)

Out of the three statewide mobilizations, there were on average 88 agencies involved in each mobilization that reported enforcement statistics and 12,066 total man hours worked. Highlights from the three (3) mobilizations are as follows:

- 46 MIP (Minor in Possession)
- 35 Open Container violations
- 2,081 DWI/DUI Arrests
- 90,281 Traffic Stops
- 43,927 Total Violations
- 12,066 Hours Worked
- 21,860 Speeding violations
- 27,497 Total Warnings

Missouri Legislation

In May 2017, the Missouri House of Representatives added a provision to Missouri HB4 (which gives spending authority to the Missouri Department of Transportation) limiting the spending authority of the SHSO on sobriety checkpoints to \$1.00. This became effective July 1, 2017 and has been continued in subsequent legislative sessions.

Also, in December 2018, Amendment 2 became effective, which allows for the cultivation, sale, and use of marijuana for medical purposes. Amendment 2 permits state-licensed physicians to recommend marijuana for medical purposes to patients with serious illnesses and medical conditions. Nothing in this amendment permits a

person to operate or be in actual physical control of a motor vehicle while under the influence of marijuana or to consume marijuana for medical use in a public place. Then in November 2022, Missourians voted to legalize recreational marijuana; however, again there is nothing within the amendment to the state Constitution that would permit a person to operate or be in control of a motor vehicle while under the influence.

Breath Alcohol Instrument Placement Program and Technical Assistance

Due to agency staffing shortages, there have been issues with maintaining full classes for trainings under this contract. The Missouri Safety Center (MSC) provides breath alcohol instrument placement, maintenance, and service across the State. In addition, MSC provides technical training to law enforcement officers and others in the criminal justice system in the area of breath alcohol testing, standardized field sobriety testing, drug evaluation and classification, and breath alcohol ignition interlock. Calls for service, repairs or calibrations of breath instruments were provided to local law enforcement agencies. The Center provided 33 new breath alcohol testing instruments and 246 preliminary breath test units (PBTs) to law enforcement agencies and trained 438 officers on breath alcohol instruments and trained 127 officers in SFST Training. The staff conducted calibration checks and verified proper operation on 98 simulators and replaced 6 simulators. The Safety Center staff responded to 1,293 calls regarding ignition interlock for an average of 107 calls per month. Twenty-one new Drug Recognition Officers (DRE) were trained, 1 DRE instructor, and 51 DREs were re-certified during the fiscal year. There were also 14 new SFST instructors certified during this contract period. The center also provided prosecution guidance and advice as requested and complied with numerous subpoenas for court appearances.

Drug Recognition Expert System

The Missouri Department of Transportation contracted with the REJIS Commission to create an automated system to facilitate data collection, data sharing, tracking of certification, and overall administration of the Drug Recognition Expert (DRE)

program. The State Coordinator works with a group of technical experts across the state to administer the DRE program. This system allows for automatic transmission of drug evaluations to the regional coordinator, state coordinator and the federal database. The system also allows for email notification of DREs, regional coordinators and the state coordinator.

DRE Candidates are trained on the new system as part of their DRE training, conducting their field certifications using the system. The program is proving to be a great administrative tool and will add to the state's ability to track drug involvement in traffic stops. While the system has been up and running since March 1, 2016 and has received excellent feedback from DREs in the field, we continue to make enhancements to the system as needed. In 2023, the DRE's conducted:

- 825 Total Evaluations
- 325 Training Evaluations
- 498 Enforcement Evaluations

Saturation Saturday

The SHSO, in cooperation with MADD, sponsored the annual Saturation Saturday DWI campaign on August 26, 2023. Saturation Saturday started in 2017 as a grassroots effort sponsored by St. Louis County Police Department. The campaign has grown in epic proportions which includes several other states this year. For 2023, there were 53 agencies in Missouri that participated with 270 total officers involved. The final numbers for the campaign were as follows:

- 114 DWI Arrests
- 7 Drug Arrests
- 1,196 Traffic Citations 80 Seat Belt Citations
- 274 Speed Citations
- 25 Felony Arrests
- 95 In Custody Arrests

Occupant Protection

Traffic crashes are one of the leading causes of death in the United States. It is well recognized that one of the best means of defense in a crash is to be protected by a safety belt or a child safety seat. Increasing safety belt and child safety seat use has tremendous potential for saving lives, preventing injuries, and reducing the economic costs associated with traffic crashes. Safety belt use dramatically reduces a person's chance of being killed or seriously injured in a traffic crash. Of the drivers involved in 2020-2022 crashes, 1 in 2 was injured when they failed to wear their safety belt, however, when they were wearing a safety belt, their chances of being injured in the crash were 1 in 7. When examining driver deaths, the differences are much more significant. Drivers had a 1 in 27 chance of being killed if they were not wearing a safety belt; but that chance dropped dramatically to only 1 in 1,038 if the driver was wearing a safety belt.



GOAL #1:

To increase statewide observed seat belt use of front seat outboard occupants in passenger vehicles 1 percentage point annually from the 2021 calendar base year rate of 88% to 90% by December 31, 2023.

2022 GOAL:	88%
2022 RESULT:	88.9%
2023 GOAL:	90%
2023 RESULT:	87.0% <i>(Note: new sites used in 2023)</i>

GOAL #2:

Based on our goal of 0 fatalities by 2030, Missouri is projecting a change to the five-year average for unrestrained passenger vehicle occupant fatalities from 381.6 (2016-2020 moving average) to 388.5 (2019-2023 moving average) by December

31, 2023. This is a 5.26% and 7.10% annual reduction.

2022 GOAL:	391.0
2022 RESULT:	385.6 (STARS 5 Year Average)

The SHSO coordinated two mobilizations in Occupant Protection during FY2023. The Click It or Ticket It Campaign and the Youth Seat Belt Campaign. The Click it or Ticket enforcement was conducted May 22 - June 4, 2023. This campaign involved 102 law enforcement agencies with a total of 1,486 hours of work completed. This campaign also included a media campaign outlined in the Public Information & Education section.

The 2023 Statewide Safety Belt Survey was conducted as scheduled between June 5 and June 18th, 2023. There were 111,101 vehicle occupants observed with a statewide seat belt use rate on Missouri roadways of 87.0%. It's important to note sites were reselected for the 2023-2027 surveys as required by NHTSA. Therefore, caution should be used when comparing 2023 results with the previous 5 surveys.

Law enforcement mobilizations also help law enforcement obtain offenders of other dangerous crimes. Some results from the 2 occupant protection mobilizations are as follows:

- 683 DWI Alcohol/Drug arrests
- 3,613 Seat Belt citations
- 157 Child Restraint Violations
- 196 Felony Arrests
- 127 Fugitive Arrests

Child Passenger Safety

Attention is also given to the youngest passengers through the Child Passenger Safety Program. The FY2023 program focused on the use of booster seats until the

child met the height and weight requirements required by law, even if the child is 8 years old. Ensuring a proper seat belt fit is vital to surviving a car crash with minimal injuries.

The State of Missouri has 1,131 Certified Child Passenger Safety Technicians, 32 Child Passenger Safety Instructors and over 200 Inspection Stations with at least one Certified Technician. Child passenger safety seats were provided to low-income families through the inspection stations across the state. The HSO distributed 2,939 seats total, 2,056 convertible seats and 883 high back boosters.

Smart Riders

Smart Riders is an interactive, on-line program designed to educate elementary students and parents on ways to make our roads safer and prevent crashes. The program is comprised of chapters and each chapter explains a different aspect of roadway safety such as booster and seat belt safety, smart walking, not driving distracted and smart bicycling. Teachers or the school administration can send the Smart Rider information home and students can complete the



modules alongside a parent or caregiver. The student will receive a certificate after completing each chapter. Teachers can decide how to reward students for completing the chapters and how the achievement is celebrated. In FY2023, this program partnered with the Booster to Belts program to expand state-wide.

Booster To Belts

Booster to Belts is a 20-minute, fun, interactive way for teens to teach children (Kindergarten through 3rd grade) the importance of buckling up and using a booster seat. The mascot, Booster Rooster, motivates children to use booster seats, ride in the backseat and to always buckle up. A participating school will be sent a packet of information that will include the PowerPoint and speaker notes,

additional handouts, and a paint sheet for each student. High school student leaders can present this program to the elementary schools in their community and this peer-to-peer interaction results in a more personalized and engaging message and will assist in building awareness and cultivating change centered around the importance of buckling up. Eighteen Schools completed the program in FY2023, reaching a total of 2,113 students across 15 counties.

Distracted Driving

Distracted driving is a diversion of the driver’s attention from activities critical to safe driving. There are four types of driver distractions; visual, auditory, manual, and cognitive. There is a growing body of evidence which suggests driver distractions, both inside the vehicle and the road environment, becoming increasingly large contributors to road trauma. It is estimated that drivers engage in a secondary task between one-quarter and one-half of the time they drive.

GOAL #1:

Based on our goal of 0 fatalities by 2030, Missouri is projecting a change to the five-year average for distracted driving involved fatalities from 81.6 (2016-2020 moving average) to 70.8 (2019-2023 moving average) by December 31, 2023. This is a 5.26% and 7.10% annual reduction.

2022 GOAL: 74.0

2022 RESULT: 77.6 (STARS 5 Year Average)

The SHSO encourages law enforcement to find innovative ways to address distracted driving. In 2023, Missouri passed a hands-free law for all drivers. While the new law is secondary and does not allow for citations until January 1, 2025, now is an optimal time to educate Missourians on the new law through both public awareness and enforcement. Statistics show it is not only the younger population engaging in distracted driving. It includes all age groups and to compound the issue, texting is only one of many distractions that are encountered while driving.

Presentations and educational materials continue to be implemented at schools, businesses, and community organizations statewide. New paid media has also been developed to promote and educate Missourians on the new law. For FY24, Missouri qualified for 405e funding for the first time. This additional funding will help provide more resources to reduce distracted driving through public awareness, education, and enforcement.

Young Drivers

Young drivers are categorized as those ages 15 through 20 years. These young drivers are substantially over-involved in Missouri traffic crashes. In 2022, 13% of all fatal crashes involved a young driver of a motor vehicle; this is particularly significant since young drivers comprised only 8% of the licensed driver population in Missouri.

The top 5 contributing circumstances attributable to young drivers of motor vehicles involved in 2020-2022 fatal and serious injury crashes were:

- Driving Too Fast for Conditions
- Failed to Yield
- Improper Lane Usage / Change
- Speed Exceeded Limit
- Distracted / Inattentive

GOAL #1:

Based on our goal of 0 fatalities by 2030, Missouri is projecting a change to the five-year average for drivers aged 20 or younger involved in fatal crashes from 114.8 (2016-2020 moving average) to 118.1 (2019-2023 moving average) by December 31, 2023. This is a 5.26 % and 7.10 % annual reduction.

2022 GOAL: 115.0

2022 RESULT: 119.0 (STARS 5 Year Average)

Young driver programs focusing on seat belt use, underage drinking and distracted driving continue to be supported. Each of the following programs reached hundreds of teens, who in turn, spread the message to other teens.

ThinkFirst MO

An award-winning school assembly program for teens. High- impact injury prevention presentations are made to Missouri schools free of charge by personal testimony from people who have sustained a brain or spinal cord injury, usually due to a motor vehicle crash. A total of 18,725 Missouri students received traffic safety education from the ThinkFirst traffic safety assembly program (Columbia and Kansas City Region) delivered via 133 presentations. A total of 14 Missouri Corporations received traffic safety education from the ThinkFirst Corporate/Community Traffic Safety Program. In addition, ThinkFirst Missouri delivered Traffic Offender Program classes reaching high-risk Missouri drivers.

ThinkFirst MO also coordinates the First Impact program. First Impact is a traffic safety parent program targeted to parents and/or guardians of teen drivers in the pre-permit, permit or intermediate stage of licensure. The goal of First Impact is to increase parental awareness and enforcement of Missouri's graduated driver license law. During this fiscal year, a total of 64 First Impact presentations were delivered, reaching 1,745 parents & teens.

SMART/CHEERS

The University of Missouri houses two programs aimed at alcohol use on college campuses. The SMART program is a web-based program that educates bar and restaurant owners on the sale of alcohol to minors and how to avoid over serving those already intoxicated. During the fiscal year there were 11,117 total users of SMART and 3 SMART live trainings were completed.

CHEERS to the Designated Driver is a program for bars and restaurants to celebrate the designated driver by serving them free non-alcoholic drinks. During the fiscal year, 1 new CHEERS establishment was added to the program, totaling 237 establishments utilizing the CHEERS program.

TyREDD

TyREDD, (Tyler Raising Education for Drowsy Driving), is an organization that was founded in 2011 after the Warne family lost their oldest son Tyler in a drowsy driving crash. Tyler's mother Kerrie, the founder of TyREDD, has partnered with the COO for Clayton Sleep Institute, Matthew Uhles, and together they have developed a presentation that educates high school teens, businesses, organizations, and parents. In this fiscal year, Kerrie and Matt delivered 136 drowsy driving presentations.

TRACTION

Teens Taking Action to Prevent Traffic Crashes, is a youth traffic safety leadership training program designed to empower youth to take an active role in promoting safe driving habits. High school students and advisors are invited to attend one training program as a school team. As a team they will not only receive educational training on highway safety topics but will also develop individualized team action-plans to be implemented within their own schools upon their return. During this fiscal year two TRACTION trainings were held reaching 178 people from 18 high schools throughout the state.

B.R.A.K.E.S

B.R.A.K.E.S, Be Responsible and Keep Everyone Safe, is a hands-on defensive driving program designed to prevent injuries and save lives by training and educating teenage drivers and their parents about the importance of safe and responsible driving. B.R.A.K.E.S consists of a one-hour classroom session followed by five hands-on driving exercises (Car control and skid avoidance, panic stop exercise, distraction exercise, crash avoidance and off-road recovery). B.R.A.K.E.S completed three teen driving schools reaching teens and parents.

Youth Impaired Law Enforcement Training Sessions

Each year the Highway Safety Office sponsors two, 6-hour post certified youth

impaired law enforcement trainings across the state. The trainings consist of three workshops focused on law enforcement's role in reducing youth impairment and the crashes that follow. Approximately 31 officers were trained during this fiscal year.

Unite Corporation - Arrive Alive Tour:

Arrive Alive reduces traffic safety problems related to distracted and impaired driving through a state-of-the-art virtual reality simulator within high schools across the state. The simulator is installed on an actual vehicle and allows participants to experience, in a controlled environment, the potential consequences, legal and otherwise, of driving while distracted or impaired. Each event runs up to 6 hours and averages 20-25 students/hours in the driver's seat. For students not in the vehicle, high-definition monitors display a "passenger eye view" of the current simulation, as well as a high-impact awareness video featuring facts, statistics, and figures related to distracted and impaired driving. Each participant will then take the pledge to drive SAFE (Sober and Free of Electronics). This was Unite Corporation's third year in Missouri schools and 24 programs were completed successfully.

Other Teen Driver Efforts

In addition to these programs, young driver materials were assessed to determine the best and most cost-effective way to reach the largest number of parents and teens and are distributed to the public through an online ordering system at:

<https://www6.modot.mo.gov/OrderSystem/pub/displayOrder.do>.

The Graduated Driver License Law information continues to be included in campaign and web materials to educate teens and adults on the importance of and purpose for the law. This information is also included in the RoadWise Guide:

[Parent/Teen Safe Driving Guide](#).

Two law enforcement campaigns for teen drivers were again supported: youth seat belt and underage drinking. Participation from 109 law enforcement agencies during the youth seat belt campaign resulted in 3,699 seat belt citations issued. In addition, 75 agencies participated in the youth alcohol campaign resulting in 15 minor-in-possession citations, and 116 driving while impaired arrests. Both campaigns are promoted through paid, earned and social media outlets. The youth seat belt message "Make the Difference" was the theme of this year's campaign featuring teens making the difference to buckle up to show up. The youth alcohol message, "If you feel different you drive different", focused on how much there is to lose by making a poor choice to drive impaired.

Older Drivers

Our population is aging, and older adult drivers are increasing their exposure (miles driven/year) on the highways. According to the U.S. Census Bureau, Missouri ranked 19th nationally in 2020 with 18% of the population age 65 or older. By the year 2030 it is estimated that over 20% of the population in Missouri will be age 65 or older. That means approximately one in five people will be 65 or older.

Being able to go where we want and when we want is important to our quality of life. Personal mobility is often inextricably linked to the ability to drive a car. However, as we age our ability to drive a motor vehicle may be compromised by changes in vision, attention, perception, memory, decision-making, reaction time and aspects of physical fitness and performance.



Fit to
DRIVE

Aging Adult
Safe Driving
Guide

GOAL #1:

Based on our goal of 0 fatalities by 2030, Missouri is projecting a change to the older driver involved fatalities from 190.8 (2016-2020 moving average) to 188.1 (2019-2023 moving average) by December 31, 2023. This is a 5.26% and 7.10 % annual reduction.

2022 GOAL: 178.6

2022 RESULT: 203.4 (STARS 5 Year Average)

The SHSO continues to work with safety partners and universities to produce and implement countermeasures that reduce crashes involving older drivers. Some of these measures have enabled older drivers to check their own driving abilities, assist local driver license offices in recognizing medically unfit drivers and develop a

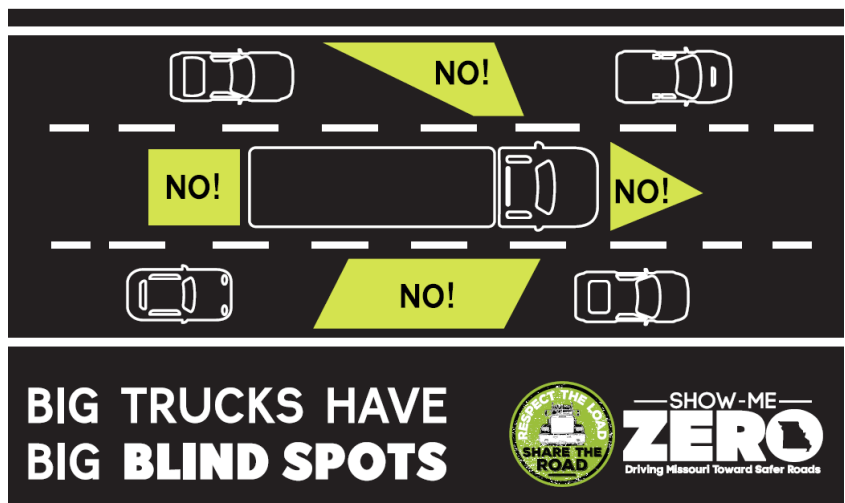
package of office-based screening tools to be used by healthcare providers. In addition, 83 presentations were offered at senior/retirement centers throughout the state and 10 facilitator trainings during this contract period. The total participants reached during all the courses was 1,597.

The paid media campaign for Aging Road Users was held December 4 -8 with new creative and a tagline of “Simple Actions Save Lives”. For this audience aged 65+, preliminary numbers indicate that impressions were high, and the campaign performed well.

Commercial Motor Vehicles

Large trucks and buses (commercial motor vehicles or CMVs) have blind spots, identified as No Zones, around the front, back and sides of the vehicle. The blind spots make it difficult for the driver to see. It is critically important that other drivers stay out of the No Zone of a commercial motor vehicle. Since CMVs are large transport devices that are much heavier than passenger vehicles, they have longer stopping distances and cause greater amounts of personal injury and severity to the occupants of vehicles in crashes. When analyzing the types of persons killed or injured in CMV crashes, the majority were not the occupants of the commercial motor vehicle.

The Highway Safety and Traffic Division administers the Motor Carrier Safety Assistance Program (MCSAP), awarded to Missouri by the Federal Motor Carrier Safety Administration (FMCSA). FMCSA's mission is to reduce crashes, injuries and fatalities involving large trucks and buses. Goals, benchmarks, and strategies are outlined within the annual Commercial Vehicle Safety Plan (CVSP). Having the MCSAP grant housed in the SHSO provides a unique opportunity for coordinating safety efforts between the FMCSA and NHTSA programs.



The following depicts the results of fiscal year 2022 MCSAP funding:

- Missouri conducted a total of 62,038 driver/vehicle inspections on commercial motor vehicle. Missouri currently has a low number of

passenger vehicle crashes. To ensure Missouri keeps that number low, the CMV inspectors conducted 826 passenger carrier inspections. Furthermore, MoDOT Motor Carrier Services conducted a total of 308 compliance investigations on CMV companies and 1,097 safety audits on CMV companies for the new entrant program.

- The Missouri State Highway Patrol, Commercial Vehicle Enforcement Division and Field Operations Bureau conducted 16 Truck Saturation events working a total of 817 hours. The Truck Saturations resulted in 583 inspections. As a result, 1,337 violations were recorded, and 158 citations/arrests were issued.
- The Missouri State Highway Patrol, Commercial Vehicle Enforcement Division and Field Operations Bureau conducted 94 Traffic Enforcement (SAFETE) Operations working a total of 1,310 hours. The SAFETE Operations resulted in 1,094 vehicles stopped (1,008 CMV and 86 non-CMV) with 993 CMV inspections. As a result, 110 drivers and 144 vehicles were placed out-of-service (OOS). In addition, 2,169 warnings were issued, and the following arrests/citations were issued: 25 Speeding, 46 Seat Belt, 3 Following too Close, 71 CVE, 2 CVE Hazardous Moving, 5 Other HMV, 67 Non-Moving, 4 No Driver's License, 5 Driving while Suspended/ Revoked, 1 Misdemeanor Drug, and 13 Misdemeanor Warrant.
- The Missouri State Highway Patrol, Field Operations Bureau, conducted 43 CMV Drug Interdiction Operations working a total of 1,316.25 hours. The CMV Drug Interdiction Operations resulted in 1,376 vehicles stopped (861 CMVs and 515 non-CMVs) with 755 CMV inspections. As a result, 134 drivers and 95 vehicles were placed out-of-service (OOS). In addition, 2,381 warnings were issued and the following arrests/citations were issued: 2 Driving While Intoxicated, 61 Speeding, 28 Seat Belt, 88 CVE, 3 CVE Hazardous Moving, 15 Other HMV, 46 Non-Moving, 12 No Driver License, 6 Driving while Suspended/Revoked, 10 Uninsured Motorist, 1 Signal Light, 20

Misdemeanor Drug, 19 Misdemeanor Warrant, 3 Other Misdemeanor, 4 Felony Driving While Intoxicated, 25 Felony Drug, 8 Other Felony, and 2 Felony Warrant.

- According to a survey conducted in 2016, Missouri's commercial motor vehicle safety belt use rate was 82.8%. A new survey was conducted in October 2021, and the results indicate a 4.9% increase to 87.7%. Missouri has taken a zero-tolerance approach to safety belt enforcement on CMVs.
- During FY 2022 MCSAP funding, Missouri's CMV enforcement officers issued 542 safety belt violations and MoDOT Motor Carrier Services issued 2,754 letters to motor carriers informing them of their driver's non-compliance with the safety belt law. During calendar year 2022, a total of 37 CMV drivers were killed in CMV crashes, of which 18 were unbelted.
- As a result of FY 2022 MCSAP funding, Missouri's public education efforts on commercial motor vehicle safety included a statewide media campaign, which resulted in an estimated total of 51,897,354 impressions. This indicates that the CMV message reached an engaged audience. In addition, Missouri provided 115 public education and awareness presentations across the state on a variety of traffic safety issues related to CMVs and non-CMVs that operate around large trucks and buses, with an estimated 3,971 people in attendance.

Motorcycles

A responsible motorcyclist must think about the consequences of their riding behavior in traffic and accept personal responsibility for the results of their decisions and actions, as well as develop good skills and judgment. The motorcyclist must consider their personal margin of safety or margin for error – how much extra time and space they need given their skill level. Likewise, the general motoring public must be aware of their surroundings while driving and share the road with motorcyclists. A significant number of motorcycle crashes involve another vehicle.



GOAL #1:

Based on our goal of 0 fatalities by 2030, Missouri is projecting a change to the five-year average for motorcyclist fatalities from 121.6 (2016-2020 moving average) to 143.4 (2019-2023 moving average) by December 31, 2023. This is a 5.26% and 7.10% annual reduction.

2022 GOAL:	133.7
2022 RESULT:	133.8 (STARS 5 Year Average)

GOAL #2:

Based on our goal of 0 fatalities by 2030, Missouri is projecting a change to the five-year average for unhelmeted motorcyclist fatalities from 16.6 (2016-2020 moving average) to 53.6 (2019-2023 moving average) by December 31, 2023. This is a 5.26% and 7.10 % annual reduction.

2022 GOAL:	41.5
2022 RESULT:	40.0 (STARS 5 Year Average)

The Motorcycle Safety Trust Fund is used for training motorcyclists and promotes public awareness of motorcyclists. From January 1, 2023, through December 31, 2023, the Missouri Motorcycle Safety Program (MMSP) has trained 4,185 beginning students and 137 non-beginning students. The MMSP and the Office of Highway Safety's goal is to promote awareness of motorcycles on the roadways, obtaining proper licensing and instructions and promoting proper riding gear but, most of all reducing motorcycle crashes and fatalities through the aforementioned process. The funding received for the program was used for media targeting rider safety for males ages 45-60 and motorist awareness for all drivers. The motorcycle awareness media campaign starts in late April through May to early September and includes late summer holidays and special motorcycle events throughout the riding season.



Rider awareness is a year-round process starting at the dealerships throughout Missouri with dealer placement hang tags on motorcycles and displays, along with free motorcycle training courses at participating dealerships. Motorcycle safety pamphlets are also distributed to license offices and dealerships. In 2023, the SHSO distributed approximately 5,500 "Watch for Motorcycles" yard signs, and 3,000 Motorcycle Safety brochures.

Missouri Legislation

In August 2020 Missouri House Bill 1963 became effective regarding the motorcycle helmet law, which states the following: "Every person under twenty-six years of age who is operating or riding as a passenger on any motorcycle or motor-tricycle, as defined in section 301.010, upon any highway of this state shall wear protective headgear at all times the vehicle is in motion; except that, any person twenty-six years of age or older operating any motorcycle or motor-tricycle who has been issued an instruction permit shall wear protective headgear at all times the vehicle

is in motion. The protective headgear shall meet reasonable standards and specifications established by the director. No political subdivision of this state shall impose a protective headgear requirement on the operator or passenger of a motorcycle or motor-tricycle. No person shall be stopped, inspected, or detained solely to determine compliance.”

The passage of this legislation has had a massive impact on motorcyclist fatalities. On average, motorcyclist fatalities have increased by 50-60 each year since passage of the repeal. The SHSO has worked closely with motorcycle advocacy groups to make sure they are aware of the impacts and to brainstorm ideas for furthering education about the importance of wearing a helmet. Funding distributions and requirements limit the SHSO’s ability to address the issue, but work continues to raise awareness and integrate the importance of helmets and other safe riding habits in motorcycle training programs and public awareness efforts.

Crashes Involving School Buses

Although school buses provide one of the safest modes of transportation, there are still school bus related injuries and, unfortunately, some fatalities every year. Some of these are due to crashes with other vehicles while others are due to the school bus striking a pedestrian or bicyclist.



GOAL #1:

Based on our goal of 0 fatalities by 2030, Missouri is projecting a change to the five-year average for pedestrian fatalities from 104.8 (2016-2020 moving average) to 115.8 (2019-2023 moving average) by December 31, 2023. This is a 5.26% and 7.10% annual reduction.

2022 GOAL: 113.5

2022 RESULT: 115.8 (STARS 5 Year Average)

SHSO staff continues to serve on the School Bus Safety Task Force and distributes materials to address safety in and around school buses and sharing the road with school buses.

Non-Motorized Users (Pedestrians and Bicyclists)

Many Missourians rely on non-motorized means of transportation such as walking and bicycling. Both modes can provide physical and health benefits, but they also have the potential for serious or fatal injuries in the event of a crash. Crashes involving pedestrians and bicyclists do not occur in extremely large numbers (1.0% and .33% of all crashes, respectively) but when a pedestrian or bicyclist is involved in a traffic crash, the potential for harm is much greater.

Springfield Public Works and the Public Information Office developed the regional expansion of the SGF Yields program, called SafeAcross. The webpage is www.safeacross.com. It introduces the problem of pedestrian crashes, gives safety tips to pedestrians and drivers, lays out how SafeAcross works and offers a contact form. The website includes a log-in portal (user: nixamo, password: testThis) for participating communities where the Program Implementation Guide is found. Interested communities can implement this program in their communities to help address the pedestrian crashes in their area.

The SHSO continues to engage additional communities about specific programs for vulnerable road users, including the possibility of replicating the Safe Across program in other communities. In addition, the SHSO includes a special emphasis on bicycle and pedestrian safety in paid media campaigns and our elementary program, Smart Riders.

GOAL #1:

Based on our goal of 0 fatalities by 2030, Missouri is projecting a change to the five-year average for pedestrian fatalities from 104.8 (2016-2020 moving average) to 115.8 (2019-2023 moving average) by December 31, 2023. This is a 5.26% and 7.10% annual reduction.

2022 GOAL: 113.5

2022 RESULT: 115.8 (STARS 5 Year Average)

GOAL #2:

Based on our goal of 0 fatalities by 2030, Missouri is projecting a change to the five-year average for bicyclist fatalities from 8.4 (2016-2020 moving average) to 12.9 (2019-2023 moving average) by December 31, 2023. This is a 5.26% and 7.10% annual reduction.

2022 GOAL: 10.6

2022 RESULT: 8.2 (STARS 5 Year Average)

Roadway Safety / Traffic Engineering

Traffic engineering is a vital component of the traffic safety countermeasure picture. The techniques engineers use to design roads certainly affect the safety of motorists. Engineering approaches offer two basic types of countermeasures against drivers committing hazardous moving violations: highway design and traffic engineering. With highway design, the roads can be redesigned to add/remove capacity to promote safe speeds. Highway design can also mitigate the injury potential of crashes by installing countermeasures that prevent crashes or minimize the potential for severe consequences. This can be accomplished through a variety of countermeasures such as median guard cable, rumble stripes, and intersection design. Effective traffic engineering offers a way to accommodate increased traffic flow, change traffic patterns, and manage capacity and/or speed without having to build or re-design new roads.

Consulting services were provided for traffic engineering studies around the state. Funding was focused on correcting safety and operational concerns on city and county streets, and highways, especially as they related to the safety of vulnerable road users. A total of thirteen consultant projects were funded through the grant this fiscal year. Those consultant services were provided on studies located in the cities of Fulton, Holden, Independence, Jackson, Kirksville, Mexico, Moberly, Sedalia, St. Peters, and Webb City. A study was also awarded for Webster County.

The FY2023 Traffic Engineering Assistance Program (TEAP) projects, which utilized Highway Safety Funds, included corridor studies, intersection improvements, operational analysis, sign inventories, pedestrian/bike route analysis and parking studies.

Traffic Records

The TRCC plays a role in the creation, approval and evaluation of the data improvement projects. The TRCC consists of developing initial project proposals as well as discusses the proposals openly in the TRCC quarterly meetings. The TRCC, through discussion of the proposed projects, prioritize the projects and determine the funding sources, and work with the custodial agencies to develop and maintain the data quality reporting function.

The Missouri Traffic Records System works towards a formal data quality program with performance indicators for each of the six core system areas. Projects are selected based on recommendations from the most current assessments and their ability to meet six characteristics: timeliness, accuracy, integration, uniformity, accessibility, and completeness.

The Missouri State Highway Patrol (MSHP) completed the new crash report, the Missouri Crash Analysis Reporting System (MOCARS). MOCARS is being deployed January 1, 2024. MOCARS will replace the previous crash reporting system, STARS. Some vendors have not completed all the testing for this new crash report, so there may be a delay in using the crash report by some of the agencies that utilize the vendors that have not completed the testing. The MSHP has completed 79 trainings to law enforcement officers and patrol troopers statewide throughout the year on this new crash report.

Appendix A				
Missouri Highway Safety Plan Annual Report Budget				
as of January 5, 2024				
Program Area	GTS Project	Description	Obligated	Expended
NHTSA				
154 Transfer Funds				
154 Alcohol				
	154AL-2023-AL-00-GO	STATEWIDE-154 IMPAIR DRIVING ENFORCEM	\$1,157,071.25	\$1,157,071.25
	154AL-2023-AL-31-00	MO Safety Center-Impaired Driving Counte	\$150,428.55	\$150,428.55
	154AL-2023-AL-32-00	MO Southern State Univ-DWI Enforcement T	\$10,500.00	\$10,500.00
	154AL-2023-AL-33-00	REJIS-BAIT/SFS Application Services	\$21,225.00	\$21,225.00
	154AL-2023-AL-44-00	MO Safety Center-Enforcement-Drive Sober	\$25,674.76	\$25,674.76
	154AL-2023-AL-45-00	MO Safety Center-Ignition Interlock Devi	\$55,002.56	\$55,002.56
	154AL-2023-AL-46-00	MO DOR-Ignition Interlock Device Program	\$19,491.35	\$19,491.35
	154AL-2023-AL-47-00	HSTD-Ignition Interlock Program Database	\$400.00	\$400.00
	154 Alcohol Total		\$1,439,793.47	\$1,439,793.47
	154 Transfer Funds Total		\$1,439,793.47	\$1,439,793.47
FAST Act NHTSA 402				
	PA-2023-00-00-00	HSTD-2023 Planning & Administration	\$0.00	\$0.00
	PA-2023-02-01-00	HSTD-2023 Planning & Administration	\$3,771.73	\$3,771.73
	Planning and Administration Total		\$3,771.73	\$3,771.73
	FAST Act NHTSA 402 Total		\$3,771.73	\$3,771.73
FAST Act 405b OP Low				
	M2HVE-2023-05-00-GO	STATEWIDE-405b OCCUPANT PROTECTION	\$270,400.20	\$270,400.20
	M2HVE-2023-05-31-00	MO Safety Center-Statewide Safety Belt S	\$12,272.40	\$12,272.40
	405b Low HVE Total		\$282,672.60	\$282,672.60
405b Low Community CPS Services				
	M2CPS-2023-05-01-00	HSTD-2023 405b Low CPS Coordination	\$52,588.02	\$52,588.02
	405b Low Community CPS Services Total		\$52,588.02	\$52,588.02
405b Low CSS Purchase/Distribution				
	M2CSS-2023-05-01-00	HSTD-2023 405b Low CPS Coordination	\$0.00	\$0.00
	405b Low CSS Purchase/Distribution Total		\$0.00	\$0.00
	FAST Act 405b OP Low Total		\$335,260.62	\$335,260.62
FAST Act 405c Data Program				
	M3DA-2023-04-00-GO	STATEWIDE-405c DATA PROGRAM	\$20,209.96	\$20,209.96
	M3DA-2023-04-05-00	DHSS-EMS NEMSIS 3 Sustainability	\$9,963.79	\$9,963.79
	M3DA-2023-04-07-00	OSCA-JIS/Show Me Courts Reporting	\$27,248.48	\$27,248.48
	M3DA-2023-04-08-00	OSCA-Show Me Courts Support	\$39,960.78	\$39,960.78
	M3DA-2023-04-09-00	REJIS-LETS5 Development	\$118,879.61	\$118,879.61
	M3DA-2023-04-12-00	MSHP-Statewide Traffic Accident Records	\$60,866.78	\$60,866.78
	M3DA-2023-04-13-00	REJIS-LETS Application Services	\$50,960.17	\$50,960.17
	405c Data Program Total		\$328,089.57	\$328,089.57
	FAST Act 405c Data Program Total		\$328,089.57	\$328,089.57
FAST Act 405d Impaired Driving Mid				
	M5HVE-2023-03-00-GO	STATEWIDE-405d IMPAIRED DRIVING	\$199,362.00	\$199,362.00

Program Area	GTS Project	Description	Obligated	Expended
	M5HVE-2023-03-48-00	MO Safety Center-Alcohol - Law Enforceme	\$11,240.20	\$11,240.20
405d Mid HVE Total			\$210,602.20	\$210,602.20
405d Mid ID Coordinator				
	M5IDC-2023-03-01-00	HSTD-2023 405d Impaired Driving Coordina	\$12,650.29	\$12,650.29
405d Mid ID Coordinator Total			\$12,650.29	\$12,650.29
405d Mid Court Support				
	M5CS-2023-03-01-00	Am Bar Assoc Fund-Judicial Outreach Liai	\$6,287.14	\$6,287.14
	M5CS-2023-03-03-00	MADD-Court Monitoring Grant	\$10,409.57	\$10,409.57
405d Mid Court Support Total			\$16,696.71	\$16,696.71
405d Mid Paid/Earned Media				
	M5PEM-2023-03-01-00	HSTD-IMPAIRED DRIVING PAID MEDIA	\$299,171.88	\$299,171.88
405d Mid Paid/Earned Media Total			\$299,171.88	\$299,171.88
405d Mid Training				
	M5TR-2023-03-02-00	HSTD-Impaired Driving Program	\$32,355.40	\$32,355.40
	M5TR-2023-03-04-00	MO Div Alcohol & Tobacco-Alcohol Safety	\$23,988.23	\$23,988.23
	M5TR-2023-03-05-00	HSTD-Youth Impaired Program	\$0.00	\$0.00
	M5TR-2023-03-06-00	MO Safety Center-Law Enforcement Phlebot	\$0.00	\$0.00
	M5TR-2023-03-07-00	MSHP-Alcohol (BAS/DWI/SFST) Grant	\$10,549.08	\$10,549.08
405d Mid Training Total			\$66,892.71	\$66,892.71
405d Mid Other Based on Problem ID				
	M5OT-2023-03-01-00	MO Safety Center-Drug Impaired Driving	\$39,023.77	\$39,023.77
	M5OT-2023-03-03-00	REJIS-DRE Application Services	\$4,245.00	\$4,245.00
405d Mid Other Based on Problem ID Total			\$43,268.77	\$43,268.77
405d Impaired Driving Mid				
	M5X-2023-03-00-00	HSTD STATEWIDE 405d IMPAIRED DRIVING M	\$0.00	\$0.00
405d Impaired Driving Mid Total			\$0.00	\$0.00
FAST Act 405d Impaired Driving Mid Total			\$649,282.56	\$649,282.56
FAST Act 405f Motorcycle Safety Programs				
	M11X-2023-12-01-00	HSTD-405f Motorcycle Training & Awarenes	\$0.00	\$0.00
	M11X-2023-12-02-00	HSTD-405f Motorcycle Training & Awarenes	\$16,949.37	\$16,949.37
405f Motorcycle Safety Programs Total			\$16,949.37	\$16,949.37
FAST Act 405f Motorcycle Safety Programs Total			\$16,949.37	\$16,949.37
BIL NHTSA 402				
	PA-2023-PA-02-01	HSTD-2023 Planning	\$168,181.30	\$168,181.30
Planning and Administration Total			\$168,181.30	\$168,181.30
Emergency Medical Services				
	EM-2023-02-01-00	Doolittle Rural Fire Protection-MVC Resp	\$36,178.00	\$36,178.00
	EM-2023-02-02-00	Highway K Volunteer Fire Dept-Safety Equ	\$7,956.96	\$7,956.96
	EM-2023-02-03-00	Vienna Fire Protection District-Safety I	\$34,644.58	\$34,644.58
	EM-2023-02-04-00	Jefferson City Fire Dept-Commercial & PO	\$21,937.00	\$21,937.00
	EM-2023-02-05-00	Univ of MO Curators-Emergency Response T	\$78,750.00	\$78,750.00
Emergency Medical Services Total			\$179,466.54	\$179,466.54
Pedestrian/Bicycle Safety				
	PS-2023-02-01-00	HSTD-Pedestrian Safety Program	\$0.00	\$0.00
	PS-2023-02-02-00	City of Springfield-Promote	\$33,000.00	\$33,000.00

Program Area	GTS Project	Description	Obligated	Expended
	PS-2023-02-03-00	Meramec Regional Planning-Expanded MRPC	\$27,360.39	\$27,360.39
Pedestrian/Bicycle Safety Total			\$60,360.39	\$60,360.39
Traffic Enforcement Services				
	PT-2023-02-00-GO	STATEWIDE-402 POLICE TRAFFIC SERVICES	\$3,666,622.49	\$3,666,622.49
	PT-2023-02-33-00	MO Safety Center-Police Driving	\$6,360.90	\$6,360.90
	PT-2023-02-34-00	MO Southern State Univ-Law Enforcement T	\$30,000.00	\$30,000.00
	PT-2023-02-35-00	MSHP- Skill Development	\$22,819.37	\$22,819.37
	PT-2023-02-36-00	MSHP-Radar/EVOC Instructor Dev & Equipme	\$35,759.75	\$35,759.75
	PT-2023-02-37-00	HSTD-2023 LETSAC Conference	\$48,089.02	\$48,089.02
	PT-2023-02-D0-00	MO Safety Center-Driver Improvement-DIP	\$36,331.87	\$36,331.87
	PT-2023-02-F6-00	MO Safety Center-HMV, OP	\$73,353.94	\$73,353.94
	PT-2023-02-F7-00	MO Safety Center-Statewide Safety Belt S	\$200,914.76	\$200,914.76
	PT-2023-02-F8-00	HSTD-2023 PTS Coordination	\$300,297.70	\$300,297.70
Traffic Enforcement Services Total			\$4,420,549.80	\$4,420,549.80
Crash Investigation				
	AI-2023-04-02-00	MSHP-Accident Investigation	\$31,905.20	\$31,905.20
Crash Investigation Total			\$31,905.20	\$31,905.20
Community Traffic Safety Programs				
	CP-2023-09-01-00	Council for Drug Free Youth-Youth Led Ca	\$12,194.12	\$12,194.12
	CP-2023-09-02-00	Univ of MO Curators-ThinkFirst Missouri	\$500,000.00	\$500,000.00
	CP-2023-09-03-00	B.R.A.K.E.S.-Put On the Brakes, Inc	\$105,000.00	\$105,000.00
	CP-2023-09-04-00	Cape Girardeau Safe Communities-TRACTION	\$288,276.57	\$288,276.57
	CP-2023-09-05-00	HSTD-Teen Driving Programs	\$43,905.57	\$43,905.57
	CP-2023-09-06-00	Missouri's Youth Adult Alliance-2022-202	\$107,407.38	\$107,407.38
	CP-2023-09-07-00	Missouri's Youth Adult Alliance-Reduce R	\$150,115.73	\$150,115.73
	CP-2023-09-08-00	Alliance of SW MO-Safe Kids Roadway Safe	\$29,999.59	\$29,999.59
	CP-2023-09-09-00	Charlie's House-Vehicle Occupant Safety	\$33,878.58	\$33,878.58
	CP-2023-09-10-00	DCCCA-Booster to Belts	\$48,407.99	\$48,407.99
	CP-2023-09-11-00	Mercy Hospital-CPS-Pedestrian-Teen Distr	\$30,635.00	\$30,635.00
	CP-2023-09-12-00	MO Parents as Teachers MOPATA-Driving Sa	\$62,375.32	\$62,375.32
	CP-2023-09-13-00	HSTD-2023 Show Me Zero Coordinator	\$135,603.32	\$135,603.32
Community Traffic Safety Programs Total			\$1,547,799.17	\$1,547,799.17
Driver Education				
	DE-2023-02-01-00	MO Safety Center-Driver Instructor	\$10,834.50	\$10,834.50
	DE-2023-02-02-00	Univ of MO Curators-Keep Your Keys	\$51,862.60	\$51,862.60
	DE-2023-02-03-00	HSTD-In-House Project for Mature Driver	\$9,847.75	\$9,847.75
Driver Education Total			\$72,544.85	\$72,544.85
Non Commercial Driver Licensing				
	DL-2023-02-01-00	Wash Univ-Sharing Knowledge: Older Driv	\$130,267.64	\$130,267.64
Non Commercial Driver Licensing Total			\$130,267.64	\$130,267.64
Pupil Transportation Safety				
	SB-2023-09-01-00	Missouri School Boards-Take 1 for Zero	\$48,495.75	\$48,495.75
Pupil Transportation Safety Total			\$48,495.75	\$48,495.75
Child Restraint				
	CR-2023-05-01-00	HSTD-CPS Program Training	\$70,137.85	\$70,137.85
	CR-2023-05-03-00	Children's Mercy Hospital-Safe Travel fo	\$61,069.29	\$61,069.29

Program Area	GTS Project	Description	Obligated	Expended
	CR-2023-05-04-00	Children's Mercy Hospital-Improving OP o	\$64,121.15	\$64,121.15
	CR-2023-05-05-00	Perry Co Health Dept-CPS Safety Program	\$11,477.70	\$11,477.70
	CR-2023-05-06-00	Safety/Health Council Western MO/KS-CPS	\$82,846.61	\$82,846.61
Child Restraint Total			\$289,652.60	\$289,652.60
Railroad/Highway Crossings				
	RH-2023-02-01-00	MO Operation Lifesaver-Operation Livesav	\$14,133.51	\$14,133.51
Railroad/Highway Crossings Total			\$14,133.51	\$14,133.51
Safe Communities				
	SA-2023-09-01-00	Safety & Health Council of Western MO-KS	\$30,830.74	\$30,830.74
	SA-2023-09-02-00	St Joseph Safety/Health-Traffic Safety T	\$60,999.50	\$60,999.50
	SA-2023-09-03-00	TyREDD-TyREDD Education	\$49,353.13	\$49,353.13
	SA-2023-09-04-00	Unite Corp-Arrive Alive Tour	\$66,000.00	\$66,000.00
Safe Communities Total			\$207,183.37	\$207,183.37
Roadway Safety				
	RS-2023-11-01-00	Univ of MO Curators-2023 HSTD Conference	\$4,151.98	\$4,151.98
	RS-2023-11-02-00	HSTD-Traffic Engineering Assistance Prog	\$87,625.65	\$87,625.65
	RS-2023-11-03-00	HSTD-2023 402 Operations	\$189,063.67	\$189,063.67
Roadway Safety Total			\$280,841.30	\$280,841.30
Distracted Driving				
	DD-2023-13-01-00	PedNet Coalition/Local Motion-Distracted	\$25,548.36	\$25,548.36
Distracted Driving Total			\$25,548.36	\$25,548.36
Paid Advertising				
	PM-2023-02-01-00	HSTD-Misc Safety Paid Media - stand alon	\$388,700.00	\$388,700.00
	PM-2023-02-02-00	HSTD-Summertime Safety Series Paid Media	\$999,652.71	\$999,652.71
Paid Advertising Total			\$1,388,352.71	\$1,388,352.71
Teen Safety Program				
	TSP-2023-14-01-00	HSTD-2023 402 Young Driver Coordination	\$54,805.49	\$54,805.49
	TSP-2023-14-02-00	Mothers Against Drunk Driving-MADD Power	\$84,877.17	\$84,877.17
Teen Safety Program Total			\$139,682.66	\$139,682.66
BIL NHTSA 402 Total			\$9,004,965.15	\$9,004,965.15
BIL 154 Transfer Funds				
	ENF_AL-2023-AL-00-00	STATEWIDE-154 ALCOHOL ENFORCEMENT	\$295,044.53	\$295,044.53
	ENF_AL-2023-AL-00-GO	STATEWIDE-154 IMPAIR DRIVING ENFORCEM	\$1,903,593.55	\$1,903,593.55
	ENF_AL-2023-AL-31-00	MO Safety Center-Impaired Driving Counte	\$186,474.51	\$186,474.51
	ENF_AL-2023-AL-32-00	MO Southern State Univ-DWI Enforcement T	\$15,200.00	\$15,200.00
	ENF_AL-2023-AL-33-00	REJIS-BAIT/SFS Application Services	\$29,715.00	\$29,715.00
	ENF_AL-2023-AL-34-00	HSTD-Impaired Driving	\$9,999.32	\$9,999.32
	ENF_AL-2023-AL-44-00	MO Safety Center-Enforcement-Drive Sober	\$375,105.73	\$375,105.73
	ENF_AL-2023-AL-45-00	MO Safety Center-Ignition Interlock Devi	\$61,526.55	\$61,526.55
	ENF_AL-2023-AL-46-00	MO DOR-Ignition Interlock Device Program	\$73,803.88	\$73,803.88
	ENF_AL-2023-AL-47-00	HSTD-Ignition Interlock Program Database	\$26,237.44	\$26,237.44
Alcohol Enforcement Total			\$2,976,700.51	\$2,976,700.51
BIL 154 Transfer Funds Total			\$2,976,700.51	\$2,976,700.51
BIL 405b OP Low				
	M2HVE-2023-05-00-GO	STATEWIDE-405b OCCUPANT PROTECTION	\$193,514.57	\$193,514.57
	M2HVE-2023-05-31-00	MO Safety Center-Enforcement OP Campaigr	\$97,777.24	\$97,777.24

Program Area	GTS Project	Description	Obligated	Expended
	405b Low HVE Total		\$291,291.81	\$291,291.81
405b Low Public Education				
	M2PE-2023-05-01-00	HSTD-Occupant Protection PM-CIOT/CPS	\$295,755.79	\$295,755.79
	405b Low Public Education Total		\$295,755.79	\$295,755.79
	BIL 405b OP Low Total		\$587,047.60	\$587,047.60
BIL 405c Data Program				
	M3DA-2023-04-00-GO	STATEWIDE-405c DATA PROGRAM	\$62,943.23	\$62,943.23
	M3DA-2023-04-05-00	DHSS-EMS NEMSIS 3 Sustainability	\$45,187.30	\$45,187.30
	M3DA-2023-04-07-00	OSCA-JIS/Show Me Courts Reporting	\$99,964.97	\$99,964.97
	M3DA-2023-04-08-00	OSCA-Show Me Courts Support	\$165,547.35	\$165,547.35
	M3DA-2023-04-09-00	REJIS-LETS5 Development	\$233,333.31	\$233,333.31
	M3DA-2023-04-12-00	MSHP-Statewide Traffic Accident Records	\$226,550.79	\$226,550.79
	M3DA-2023-04-13-00	REJIS-LETS Application Services	\$115,377.84	\$115,377.84
	405c Data Program Total		\$948,904.79	\$948,904.79
	BIL 405c Data Program Total		\$948,904.79	\$948,904.79
BIL 405d Impaired Driving Mid				
	M5HVE-2023-03-00-GO	STATEWIDE-405d IMPAIRED DRIVING MID	\$1,363,406.75	\$1,363,406.75
	M5HVE-2023-03-48-00	MO Safety Center-Alcohol - LE Liaison (L	\$132,203.43	\$132,203.43
	405d Mid HVE Total		\$1,495,610.18	\$1,495,610.18
405d Mid ID Coordinator				
	M5IDC-2023-03-01-00	HSTD-2023 405d Impaired Driving Coordina	\$36,051.53	\$36,051.53
	405d Mid ID Coordinator Total		\$36,051.53	\$36,051.53
405d Mid Court Support				
	M5CS-2023-03-01-00	Am Bar Assoc Fund-Judicial Outreach Liai	\$32,549.92	\$32,549.92
	M5CS-2023-03-02-00	OSCA-Traffic Safety Resource Prosecutor	\$238,861.32	\$238,861.32
	M5CS-2023-03-03-00	Mothers Against Drunk Driving-Court Moni	\$63,421.19	\$63,421.19
	405d Mid Court Support Total		\$334,832.43	\$334,832.43
405d Mid Media/ID training/Enf Related exp.				
	M5PEM-2023-03-01-00	HSTD-Impaired Driving Paid Media	\$1,423,139.58	\$1,423,139.58
	405d Mid Media/ID training/Enf Related exp. Total		\$1,423,139.58	\$1,423,139.58
405d Mid Training				
	M5TR-2023-03-02-00	MO Div Alcohol	\$37,095.57	\$37,095.57
	M5TR-2023-03-03-00	Univ of MO Curators-SMART/CHEERS/DRIVE	\$334,999.99	\$334,999.99
	M5TR-2023-03-04-00	Safe & Sober - Safe & Sober	\$280,554.11	\$280,554.11
	M5TR-2023-03-05-00	HSTD-Youth Impaired Program	\$5,550.24	\$5,550.24
	M5TR-2023-03-06-00	MO Safety Center-Law Enforcement Phlebot	\$49,057.11	\$49,057.11
	M5TR-2023-03-07-00	MSHP-Alcohol (BAS/DWI/SFST) Grant	\$308,083.99	\$308,083.99
	405d Mid Training Total		\$1,015,341.01	\$1,015,341.01
405d Mid Other Based on Problem ID				
	M5OT-2023-03-01-00	MO Safety Center-Drug Impaired Driving	\$277,144.39	\$277,144.39
	M5OT-2023-03-02-00	MO DOR-Appellate Counsel	\$60,853.49	\$60,853.49
	M5OT-2023-03-03-00	REJIS-DRE Application Services	\$42,450.00	\$42,450.00
	405d Mid Other Based on Problem ID Total		\$380,447.88	\$380,447.88
	BIL 405d Impaired Driving Mid Total		\$4,685,422.61	\$4,685,422.61
BIL 405f Motorcycle Programs				

Program Area	GTS Project	Description	Obligated	Expended
	M11X-2023-12-01-00	Springfield Police Dept-Civilian Motorcy	\$4,854.48	\$4,854.48
	M11X-2023-12-02-00	HSTD-405f Motorcycle Training	\$119,355.99	\$119,355.99
	405f Motorcycle Uncommitted Total		\$124,210.47	\$124,210.47
	BIL 405f Motorcycle Programs Total		\$124,210.47	\$124,210.47
SUPPLEMENTAL BIL NHTSA 402				
	PT-2023-02-00-GO	STATEWIDE-402 POLICE TRAFFIC SERVICES	\$19,244.11	\$19,244.11
	Traffic Enforcement Services Total		\$19,244.11	\$19,244.11
	SUPPLEMENTAL BIL NHTSA 402 Total		\$19,244.11	\$19,244.11
SUPPLEMENTAL BIL 405b OP Low				
	M2HVE-2023-05-00-GO	HSTD STATEWIDE 405b LOW OCCUPANT PRO	\$55,576.67	\$55,576.67
	405b Low HVE Total		\$55,576.67	\$55,576.67
405b Low Community CPS Services				
	M2CPS-2023-05-01-00	HSTD-2023 405b Low CPS Coordination	\$3,765.33	\$3,765.33
	405b Low Community CPS Services Total		\$3,765.33	\$3,765.33
405b Low CSS Purchase/Distribution				
	M2CSS-2023-05-01-00	HSTD 405b Car Seat Distribution	\$36,520.10	\$36,520.10
	405b Low CSS Purchase/Distribution Total		\$36,520.10	\$36,520.10
	SUPPLEMENTAL BIL 405b OP Low Total		\$95,862.10	\$95,862.10
SUPPLEMENTAL BIL 405c Data Program				
	M3DA-2023-04-00-00	HSTD STATEWIDE 405c DATA PROGRAM	\$0.00	\$0.00
	M3DA-2023-04-05-00	DHSS-EMS NEMSIS 3 Sustainability	\$39,966.14	\$39,966.14
	M3DA-2023-04-08-00	OSCA-Show Me Courts Support	\$13,293.13	\$13,293.13
	M3DA-2023-04-09-00	REJIS-LETS5 Development	\$47,787.04	\$47,787.04
	M3DA-2023-04-12-00	MSHP-Statewide Traffic Accident Records	\$16,545.19	\$16,545.19
	M3DA-2023-04-13-00	REJIS-LETS Application Services	\$23,454.81	\$23,454.81
	405c Data Program Total		\$141,046.31	\$141,046.31
	SUPPLEMENTAL BIL 405c Data Program Total		\$141,046.31	\$141,046.31
SUPPLEMENTAL BIL 405d Impaired Driving Mid				
	M5HVE-2023-03-00-GO	STATEWIDE-405d IMPAIRED DRIVING	\$290,158.83	\$290,158.83
	M5HVE-2023-03-48-00	MO Safety Center-Alcohol-Law Enforcement	\$21,241.92	\$21,241.92
	405d Mid HVE Total		\$311,400.75	\$311,400.75
405d Mid ID Coordinator				
	M5IDC-2023-03-01-00	HSTD-2023 405d Impaired Driving Coordina	\$0.00	\$0.00
	405d Mid ID Coordinator Total		\$0.00	\$0.00
405d Mid Court Support				
	M5CS-2023-03-02-00	OSCA-Traffic Safety Resource Prosecutor	\$49,694.89	\$49,694.89
	M5CS-2023-03-03-00	Mothers Against Drunk Driving-Court Moni	\$9,085.84	\$9,085.84
	405d Mid Court Support Total		\$58,780.73	\$58,780.73
405d Mid Media/ID training/Enf Related exp.				
	M5PEM-2023-03-01-00	HSTD-Impaired Driving Paid Media	\$72,701.23	\$72,701.23
	405d Mid Media/ID training/Enf Related exp. Total		\$72,701.23	\$72,701.23
405d Mid Training				
	M5TR-2023-03-02-00	MO Div Alcohol & Tobacco-Alcohol Safety	\$2,704.45	\$2,704.45
	M5TR-2023-03-04-00	Safe & Sober - Safe & Sober	\$8,660.94	\$8,660.94

Program Area	GTS Project	Description	Obligated	Expended
	405d Mid Training Total		\$11,365.39	\$11,365.39
405d Mid Other Based on Problem ID				
	M5OT-2023-03-01-00	MO Safety Center-Drug Impaired Driving	\$30,715.52	\$30,715.52
	M5OT-2023-03-02-00	MO DOR-Appellate Counsel and DOR/LE Trai	\$9,463.18	\$9,463.18
405d Mid Other Based on Problem ID Total			\$40,178.70	\$40,178.70
SUPPLEMENTAL BIL 405d Impaired Driving Mid Total			\$494,426.80	\$494,426.80
SUPPLEMENTAL BIL 405f Motorcycle Programs				
	M11X-2023-12-01-00	HSTD 405f MOTORCYCLE TRAINING & AWAR	\$11,272.65	\$11,272.65
	M11X-2023-12-02-00	HSTD-405f Motorcycle Training & Awarenes	\$4,000.00	\$4,000.00
405f Motorcycle Uncommitted Total			\$15,272.65	\$15,272.65
SUPPLEMENTAL BIL 405f Motorcycle Programs Total			\$15,272.65	\$15,272.65
NHTSA Total			\$21,866,250.42	\$21,866,250.42
Total			\$21,866,250.42	\$21,866,250.42

**APPENDIX B
SUBRECIPIENT CRASH STATISTICAL HISTORY**

City/County	Agency	Crash Type	Oct. 1, 2019 to Sept. 30, 2022	3 Year Average	Oct. 1, 2022 to Sept. 30, 2023	Oct. 1, 2019 to Sept. 30, 2022	3 Year Average	Oct. 1, 2022 to Sept. 30, 2023	Oct. 1, 2019 to Sept. 30, 2022	3 Year Average	Oct. 1, 2022 to Sept. 30, 2023
			Fatal Crashes	Fatal Crashes	Fatal Crashes	Serious Injury Crashes	Serious Injury Crashes	Serious Injury Crashes	Total Crashes	Total Crashes	Total Crashes
ARNOLD	Arnold Police Dept.	Alcohol/Drug Involved	1	0.33	0	3	1.00	0	62	20.67	13
ARNOLD	Arnold Police Dept.	Speed - Exceeded Limit	1	0.33	0	3	1.00	0	57	19.00	9
ARNOLD	Arnold Police Dept.	Hazardous Moving Violations	4	1.33	0	0	0.00	0	937	312.33	281
BALLWIN	Ballwin Police Dept.	Alcohol/Drug Involved	1	0.33	0	0	0.00	0	28	9.33	9
BALLWIN	Ballwin Police Dept.	Speed - Exceeded Limit	0	0.00	0	1	0.33	0	12	4.00	4
BALLWIN	Ballwin Police Dept.	Hazardous Moving Violations	1	0.33	1	0	0.00	0	379	126.33	111
BELTON	Belton Police Dept.	Alcohol/Drug Involved	0	0.00	0	3	1.00	0	68	22.67	27
BELTON	Belton Police Dept.	Speed - Exceeded Limit	1	0.33	1	5	1.67	5	45	15.00	18
BELTON	Belton Police Dept.	Hazardous Moving Violations	4	1.33	1	0	0.00	0	1154	384.67	395
BENTON	Benton County Sheriff's Dept.	Alcohol/Drug Involved	4	1.33	2	13	4.33	4	46	15.33	14
BENTON	Benton County Sheriff's Dept.	Speed - Exceeded Limit	1	0.33	0	0	0.00	0	5	1.67	1
BENTON	Benton County Sheriff's Dept.	Hazardous Moving Violations	9	3.00	1	42	14.00	11	450	150.00	114
BLUE SPRINGS	Blue Springs Police Dept.	Alcohol/Drug Involved	0	0.00	0	6	2.00	2	171	57.00	40
BLUE SPRINGS	Blue Springs Police Dept.	Speed - Exceeded Limit	4	1.33	1	4	1.33	3	64	21.33	31
BLUE SPRINGS	Blue Springs Police Dept.	Hazardous Moving Violations	6	2.00	3	0	0.00	0	1568	522.67	530
BOLIVAR	Bolivar Police Dept.	Alcohol/Drug Involved	0	0.00	0	0	0.00	1	14	4.67	2
BOLIVAR	Bolivar Police Dept.	Speed - Exceeded Limit	0	0.00	1	1	0.33	0	8	2.67	3
BOLIVAR	Bolivar Police Dept.	Hazardous Moving Violations	0	0.00	1	0	0.00	0	207	69.00	76
BOONE	Boone County Sheriff's Dept.	Alcohol/Drug Involved	6	2.00	0	12	4.00	2	166	55.33	44
BOONE	Boone County Sheriff's Dept.	Speed - Exceeded Limit	7	2.33	2	5	1.67	4	90	30.00	35
BOONE	Boone County Sheriff's Dept.	Hazardous Moving Violations	18	6.00	3	51	17.00	12	1339	446.33	370
BOURBON	Bourbon Police Dept.	Alcohol/Drug Involved	0	0.00	0	1	0.33	0	7	2.33	1
BOURBON	Bourbon Police Dept.	Speed - Exceeded Limit	0	0.00	0	0	0.00	0	1	0.33	0
BOURBON	Bourbon Police Dept.	Hazardous Moving Violations	2	0.67	0	0	0.00	0	115	38.33	36
BRANSON	Branson Police Dept.	Alcohol/Drug Involved	3	1.00	0	9	3.00	0	85	28.33	20
BRANSON	Branson Police Dept.	Speed - Exceeded Limit	2	0.67	0	3	1.00	1	31	10.33	11
BRANSON	Branson Police Dept.	Hazardous Moving Violations	4	1.33	1	0	0.00	0	561	187.00	154
BUCHANAN	Buchanan County Sheriff's Dept.	Alcohol/Drug Involved	6	2.00	1	9	3.00	5	64	21.33	18
BUCHANAN	Buchanan County Sheriff's Dept.	Speed - Exceeded Limit	0	0.00	0	6	2.00	1	28	9.33	9
BUCHANAN	Buchanan County Sheriff's Dept.	Hazardous Moving Violations	8	2.67	4	32	10.67	9	337	112.33	98
BUCKNER	Buckner Police Dept.	Alcohol/Drug Involved	0	0.00	0	0	0.00	1	3	1.00	2
BUCKNER	Buckner Police Dept.	Speed - Exceeded Limit	0	0.00	0	0	0.00	0	7	2.33	0
BUCKNER	Buckner Police Dept.	Hazardous Moving Violations	0	0.00	0	0	0.00	0	20	6.67	0
BUFFALO	Buffalo Police Dept.	Alcohol/Drug Involved	0	0.00	0	0	0.00	0	9	3.00	2
BUFFALO	Buffalo Police Dept.	Speed - Exceeded Limit	0	0.00	0	1	0.33	0	15	5.00	2
BUFFALO	Buckner Police Dept.	Hazardous Moving Violations	1	0.33	0	0	0.00	0	60	20.00	20
BYRNES MILL	Byrnes Mill Police Dept.	Alcohol/Drug Involved	2	0.67	0	1	0.33	0	17	5.67	5
BYRNES MILL	Byrnes Mill Police Dept.	Speed - Exceeded Limit	1	0.33	1	1	0.33	1	15	5.00	4
BYRNES MILL	Byrnes Mill Police Dept.	Hazardous Moving Violations	4	1.33	1	0	0.00	0	139	46.33	47
CALLAWAY	Callaway County Sheriff's Dept.	Alcohol/Drug Involved	3	1.00	0	10	3.33	4	121	40.33	33
CALLAWAY	Callaway County Sheriff's Dept.	Speed - Exceeded Limit	3	1.00	0	6	2.00	1	50	16.67	8
CALLAWAY	Callaway County Sheriff's Dept.	Hazardous Moving Violations	14	4.67	1	34	11.33	12	1140	380.00	276
CALVERTON PARK	Calverton Park Police Dept.	Alcohol/Drug Involved	0	0.00	0	1	0.33	0	3	1.00	0
CALVERTON PARK	Calverton Park Police Dept.	Speed - Exceeded Limit	0	0.00	0	0	0.00	0	3	1.00	0
CALVERTON PARK	Calverton Park Police Dept.	Hazardous Moving Violations	0	0.00	0	0	0.00	0	27	9.00	9
CAMDEN	Camden County Sheriff's Office	Alcohol/Drug Involved	8	2.67	3	33	11.00	6	174	58.00	35
CAMDEN	Camden County Sheriff's Office	Speed - Exceeded Limit	2	0.67	1	8	2.67	2	56	18.67	15
CAMDEN	Camden County Sheriff's Office	Hazardous Moving Violations	22	7.33	6	59	19.67	18	580	193.33	182
CAMERON	Cameron Police Dept.	Alcohol/Drug Involved	0	0.00	0	1	0.33	0	9	3.00	1
CAMERON	Cameron Police Dept.	Speed - Exceeded Limit	0	0.00	0	1	0.33	1	6	2.00	4
CAMERON	Cameron Police Dept.	Hazardous Moving Violations	1	0.33	1	0	0.00	0	167	55.67	49
CAPE GIRARDEAU	Cape Girardeau County Sheriff's Office	Alcohol/Drug Involved	7	2.33	0	4	1.33	1	70	23.33	16
CAPE GIRARDEAU	Cape Girardeau County Sheriff's Office	Speed - Exceeded Limit	1	0.33	1	1	0.33	0	10	3.33	6

City/County	Agency	Crash Type	Oct. 1, 2019 to	3 Year Average	Oct. 1, 2022 to	Oct. 1, 2019 to	3 Year Average	Oct. 1, 2022 to	Oct. 1, 2019 to	3 Year Average	Oct. 1, 2022 to
			Sept. 30, 2022	Fatal Crashes	Fatal Crashes	Sept. 30, 2023	Fatal Crashes	Serious Injury Crashes	Serious Injury Crashes	Serious Injury Crashes	Total Crashes
CAPE GIRARDEAU	Cape Girardeau County Sheriff's Office	Hazardous Moving Violations	14	4.67	4	1	0.33	5	614	204.67	195
CAPE GIRARDEAU	Cape Girardeau Police Dept.	Alcohol/Drug Involved	0	0.00	0	4	1.33	3	144	48.00	43
CAPE GIRARDEAU	Cape Girardeau Police Dept.	Speed - Exceeded Limit	3	1.00	0	5	1.67	3	56	18.67	23
CAPE GIRARDEAU	Cape Girardeau Police Dept.	Hazardous Moving Violations	5	1.67	4	0	0.00	0	2196	732.00	709
CARTERVILLE	Carterville Police Dept.	Alcohol/Drug Involved	0	0.00	0	1	0.33	0	8	2.67	2
CARTERVILLE	Carterville Police Dept.	Speed - Exceeded Limit	0	0.00	0	0	0.00	0	3	1.00	2
CARTERVILLE	Carterville Police Dept.	Hazardous Moving Violations	0	0.00	0	0	0.00	0	36	12.00	13
CASS	Cass County Sheriff's Office	Alcohol/Drug Involved	9	3.00	1	20	6.67	6	101	33.67	45
CASS	Cass County Sheriff's Office	Speed - Exceeded Limit	6	2.00	2	7	2.33	2	61	20.33	24
CASS	Cass County Sheriff's Office	Hazardous Moving Violations	20	6.67	6	61	20.33	17	787	262.33	250
CHESTERFIELD	Chesterfield Police Dept.	Alcohol/Drug Involved	1	0.33	0	3	1.00	1	101	33.67	31
CHESTERFIELD	Chesterfield Police Dept.	Speed - Exceeded Limit	4	1.33	0	4	1.33	1	49	16.33	22
CHESTERFIELD	Chesterfield Police Dept.	Hazardous Moving Violations	4	1.33	0	0	0.00	0	1256	418.67	466
CHILLICOTHE	Chillicothe Police Dept.	Alcohol/Drug Involved	0	0.00	0	1	0.33	1	13	4.33	8
CHILLICOTHE	Chillicothe Police Dept.	Speed - Exceeded Limit	0	0.00	0	1	0.33	0	6	2.00	2
CHILLICOTHE	Chillicothe Police Dept.	Hazardous Moving Violations	2	0.67	0	0	0.00	0	144	48.00	54
CHRISTIAN	Christian County Sheriff's Dept.	Alcohol/Drug Involved	5	1.67	1	10	3.33	2	96	32.00	16
CHRISTIAN	Christian County Sheriff's Dept.	Speed - Exceeded Limit	1	0.33	0	0	0.00	0	17	5.67	5
CHRISTIAN	Christian County Sheriff's Dept.	Hazardous Moving Violations	14	4.67	0	40	13.33	5	741	247.00	200
ST. LOUIS	City of St. Louis Police Division	Alcohol/Drug Involved	3	1.00	0	18	6.00	4	227	75.67	56
ST. LOUIS	City of St. Louis Police Division	Speed - Exceeded Limit	62	20.67	23	143	47.67	31	1556	518.67	453
ST. LOUIS	City of St. Louis Police Division	Hazardous Moving Violations	99	33.00	35	0	0.00	0	12822	4274.00	4317
CLARK	Clark County Sheriff's Office	Alcohol/Drug Involved	0	0.00	0	4	1.33	0	19	6.33	4
CLARK	Clark County Sheriff's Office	Speed - Exceeded Limit	0	0.00	0	0	0.00	0	3	1.00	0
CLARK	Clark County Sheriff's Office	Hazardous Moving Violations	2	0.67	1	19	6.33	4	123	41.00	37
CLAY	Clay County Sheriff's Office	Alcohol/Drug Involved	2	0.67	0	6	2.00	1	71	23.67	22
CLAY	Clay County Sheriff's Office	Speed - Exceeded Limit	2	0.67	1	7	2.33	3	47	15.67	14
CLAY	Clay County Sheriff's Office	Hazardous Moving Violations	3	1.00	3	19	6.33	7	348	116.00	113
CLAYTON	Clayton Police Dept.	Alcohol/Drug Involved	0	0.00	0	0	0.00	0	24	8.00	8
CLAYTON	Clayton Police Dept.	Speed - Exceeded Limit	1	0.33	0	0	0.00	1	22	7.33	8
CLAYTON	Clayton Police Dept.	Hazardous Moving Violations	2	0.67	0	0	0.00	0	529	176.33	205
COLE	Cole County Sheriff's Dept.	Alcohol/Drug Involved	1	0.33	0	7	2.33	2	67	22.33	36
COLE	Cole County Sheriff's Dept.	Speed - Exceeded Limit	4	1.33	0	2	0.67	0	12	4.00	4
COLE	Cole County Sheriff's Dept.	Hazardous Moving Violations	12	4.00	1	27	9.00	5	523	174.33	168
COLUMBIA	Columbia Police Dept.	Alcohol/Drug Involved	7	2.33	1	15	5.00	4	219	73.00	77
COLUMBIA	Columbia Police Dept.	Speed - Exceeded Limit	9	3.00	2	23	7.67	6	160	53.33	58
COLUMBIA	Columbia Police Dept.	Hazardous Moving Violations	14	4.67	4	0	0.00	0	1393	464.33	642
CRAWFORD	Crawford County Sheriff's Dept.	Alcohol/Drug Involved	5	1.67	1	12	4.00	3	89	29.67	25
CRAWFORD	Crawford County Sheriff's Dept.	Speed - Exceeded Limit	0	0.00	2	1	0.33	1	25	8.33	9
CRAWFORD	Crawford County Sheriff's Dept.	Hazardous Moving Violations	10	3.33	3	19	6.33	12	363	121.00	143
CRESTWOOD	Crestwood Police Dept.	Alcohol/Drug Involved	0	0.00	0	1	0.33	0	5	1.67	4
CRESTWOOD	Crestwood Police Dept.	Speed - Exceeded Limit	0	0.00	0	0	0.00	0	21	7.00	2
CRESTWOOD	Crestwood Police Dept.	Hazardous Moving Violations	0	0.00	0	0	0.00	0	186	62.00	80
CREVE COEUR	Creve Coeur Police Dept.	Alcohol/Drug Involved	1	0.33	1	4	1.33	0	82	27.33	19
CREVE COEUR	Creve Coeur Police Dept.	Speed - Exceeded Limit	0	0.00	1	1	0.33	0	17	5.67	2
CREVE COEUR	Creve Coeur Police Dept.	Hazardous Moving Violations	0	0.00	2	0	0.00	0	1055	351.67	437
CRYSTAL CITY	Crystal City Police Dept.	Alcohol/Drug Involved	0	0.00	0	0	0.00	0	23	7.67	4
CRYSTAL CITY	Crystal City Police Dept.	Speed - Exceeded Limit	0	0.00	0	1	0.33	0	7	2.33	2
CRYSTAL CITY	Crystal City Police Dept.	Hazardous Moving Violations	0	0.00	0	0	0.00	0	105	35.00	34
DALLAS	Dallas County Sheriff's Office	Alcohol/Drug Involved	5	1.67	1	2	0.67	0	37	12.33	13
DALLAS	Dallas County Sheriff's Office	Speed - Exceeded Limit	2	0.67	1	2	0.67	0	10	3.33	5
DALLAS	Dallas County Sheriff's Office	Hazardous Moving Violations	12	4.00	4	8	2.67	7	288	96.00	90
DES PERES	Des Peres Dept. of Public Safety	Alcohol/Drug Involved	2	0.67	0	4	1.33	0	22	7.33	5

City/County	Agency	Crash Type	Oct. 1, 2019 to Sept. 30, 2022	3 Year Average	Oct. 1, 2022 to Sept. 30, 2023	Oct. 1, 2019 to Sept. 30, 2022	3 Year Average	Oct. 1, 2022 to Sept. 30, 2023	Oct. 1, 2019 to Sept. 30, 2022	3 Year Average	Oct. 1, 2022 to Sept. 30, 2023
			Fatal Crashes	Fatal Crashes	Fatal Crashes	Serious Injury Crashes	Serious Injury Crashes	Serious Injury Crashes	Total Crashes	Total Crashes	Total Crashes
DES PERES	Des Peres Dept. of Public Safety	Speed - Exceeded Limit	1	0.33	0	2	0.67	0	15	5.00	5
DES PERES	Des Peres Dept. of Public Safety	Hazardous Moving Violations	2	0.67	0	0	0.00	0	648	216.00	226
DEXTER	Dexter Police Dept.	Alcohol/Drug Involved	0	0.00	0	0	0.00	0	24	8.00	8
DEXTER	Dexter Police Dept.	Hazardous Moving Violations	0	0.00	0	0	0.00	0	7	2.33	1
DEXTER	Dexter Police Dept.	Hazardous Moving Violations	1	0.33	0	0	0.00	0	143	47.67	31
DOUGLAS	Douglas County Sheriff's Office	Alcohol/Drug Involved	1	0.33	0	7	2.33	1	33	11.00	13
DOUGLAS	Douglas County Sheriff's Office	Speed - Exceeded Limit	0	0.00	0	4	1.33	0	8	2.67	1
DOUGLAS	Douglas County Sheriff's Office	Hazardous Moving Violations	7	2.33	1	30	10.00	2	191	63.67	36
ELLISVILLE	Ellisville Police Dept.	Alcohol/Drug Involved	0	0.00	0	0	0.00	1	14	4.67	7
ELLISVILLE	Ellisville Police Dept.	Speed - Exceeded Limit	0	0.00	0	1	0.33	1	6	2.00	3
ELLISVILLE	Ellisville Police Dept.	Hazardous Moving Violations	0	0.00	0	0	0.00	0	325	108.33	157
EUREKA	Eureka Police Dept.	Alcohol/Drug Involved	1	0.33	0	0	0.00	1	20	6.67	10
EUREKA	Eureka Police Dept.	Speed - Exceeded Limit	0	0.00	0	0	0.00	1	14	4.67	7
EUREKA	Eureka Police Dept.	Hazardous Moving Violations	1	0.33	0	0	0.00	0	368	122.67	127
EXCELSIOR SPRINGS	Excelsior Springs Police Dept.	Alcohol/Drug Involved	2	0.67	0	1	0.33	0	45	15.00	4
EXCELSIOR SPRINGS	Excelsior Springs Police Dept.	Speed - Exceeded Limit	3	1.00	0	1	0.33	1	30	10.00	3
EXCELSIOR SPRINGS	Excelsior Springs Police Dept.	Hazardous Moving Violations	3	1.00	0	0	0.00	0	155	51.67	51
FAIR GROVE	Fair Grove Police Dept.	Alcohol/Drug Involved	0	0.00	0	0	0.00	0	2	0.67	2
FAIR GROVE	Fair Grove Police Dept.	Speed - Exceeded Limit	0	0.00	0	0	0.00	0	3	1.00	0
FAIR GROVE	Fair Grove Police Dept.	Hazardous Moving Violations	0	0.00	0	0	0.00	0	15	5.00	4
FARMINGTON	Farmington Police Dept.	Alcohol/Drug Involved	2	0.67	0	3	1.00	2	41	13.67	18
FARMINGTON	Farmington Police Dept.	Speed - Exceeded Limit	0	0.00	0	1	0.33	0	11	3.67	4
FARMINGTON	Farmington Police Dept.	Hazardous Moving Violations	3	1.00	0	0	0.00	0	485	161.67	150
FESTUS	Festus Police Dept.	Alcohol/Drug Involved	0	0.00	0	3	1.00	0	28	9.33	12
FESTUS	Festus Police Dept.	Speed - Exceeded Limit	0	0.00	0	2	0.67	1	14	4.67	4
FESTUS	Festus Police Dept.	Hazardous Moving Violations	0	0.00	0	0	0.00	0	367	122.33	176
FLORISSANT	Florissant Police Dept.	Alcohol/Drug Involved	2	0.67	0	8	2.67	0	101	33.67	31
FLORISSANT	Florissant Police Dept.	Speed - Exceeded Limit	4	1.33	1	9	3.00	4	185	61.67	35
FLORISSANT	Florissant Police Dept.	Hazardous Moving Violations	7	2.33	1	0	0.00	0	1738	579.33	484
FRANKLIN	Franklin County Sheriff's Dept.	Alcohol/Drug Involved	13	4.33	1	30	10.00	10	250	83.33	82
FRANKLIN	Franklin County Sheriff's Dept.	Speed - Exceeded Limit	7	2.33	0	5	1.67	1	61	20.33	7
FRANKLIN	Franklin County Sheriff's Dept.	Hazardous Moving Violations	32	10.67	6	130	43.33	38	1551	517.00	487
FREDERICKTOWN	Fredericktown Police Dept.	Alcohol/Drug Involved	1	0.33	0	0	0.00	0	6	2.00	2
FREDERICKTOWN	Fredericktown Police Dept.	Speed - Exceeded Limit	0	0.00	0	0	0.00	0	3	1.00	1
FREDERICKTOWN	Fredericktown Police Dept.	Hazardous Moving Violations	0	0.00	0	0	0.00	0	62	20.67	13
GASCONADE	Gasconade County Sheriff's Office	Alcohol/Drug Involved	7	2.33	0	0	0.00	5	32	10.67	10
GASCONADE	Gasconade County Sheriff's Office	Speed - Exceeded Limit	1	0.33	0	1	0.33	1	7	2.33	5
GASCONADE	Gasconade County Sheriff's Office	Hazardous Moving Violations	9	3.00	3	13	4.33	4	143	47.67	45
GLADSTONE	Gladstone Dept. of Public Safety	Alcohol/Drug Involved	0	0.00	0	6	2.00	2	54	18.00	11
GLADSTONE	Gladstone Dept. of Public Safety	Speed - Exceeded Limit	1	0.33	0	4	1.33	0	22	7.33	8
GLADSTONE	Gladstone Dept. of Public Safety	Hazardous Moving Violations	1	0.33	0	0	0.00	0	546	182.00	151
GLENDALE	Glendale Police Dept.	Alcohol/Drug Involved	0	0.00	0	2	0.67	1	4	1.33	2
GLENDALE	Glendale Police Dept.	Speed - Exceeded Limit	0	0.00	0	1	0.33	0	4	1.33	0
GLENDALE	Glendale Police Dept.	Hazardous Moving Violations	0	0.00	0	0	0.00	0	75	25.00	15
GRANDVIEW	Grandview Police Dept.	Alcohol/Drug Involved	1	0.33	1	6	2.00	1	93	31.00	41
GRANDVIEW	Grandview Police Dept.	Speed - Exceeded Limit	1	0.33	0	8	2.67	3	70	23.33	32
GRANDVIEW	Grandview Police Dept.	Hazardous Moving Violations	1	0.33	1	0	0.00	0	655	218.33	188
GREENE	Greene County Sheriff's Office	Alcohol/Drug Involved	9	3.00	2	13	4.33	4	168	56.00	50
GREENE	Greene County Sheriff's Office	Speed - Exceeded Limit	6	2.00	3	6	2.00	3	55	18.33	20
GREENE	Greene County Sheriff's Office	Hazardous Moving Violations	24	8.00	13	54	18.00	17	1293	431.00	397
HAZELWOOD	Hazelwood Police Dept.	Alcohol/Drug Involved	3	1.00	0	4	1.33	1	51	17.00	24
HAZELWOOD	Hazelwood Police Dept.	Speed - Exceeded Limit	5	1.67	0	9	3.00	3	170	56.67	45
HAZELWOOD	Hazelwood Police Dept.	Hazardous Moving Violations	7	2.33	3	0	0.00	0	1402	467.33	452

City/County	Agency	Crash Type	Oct. 1, 2019 to	3 Year Average	Oct. 1, 2022 to	Oct. 1, 2019 to	3 Year Average	Oct. 1, 2022 to	Oct. 1, 2019 to	3 Year Average	Oct. 1, 2022 to
			Sept. 30, 2022	Fatal Crashes	Fatal Crashes	Sept. 30, 2023	Fatal Crashes	Serious Injury Crashes	Serious Injury Crashes	Serious Injury Crashes	Total Crashes
HENRY	Henry County Sheriff's Office	Alcohol/Drug Involved	0	0.00	0	5	1.67	4	41	13.67	17
HENRY	Henry County Sheriff's Office	Speed - Exceeded Limit	0	0.00	1	3	1.00	1	18	6.00	6
HENRY	Henry County Sheriff's Office	Hazardous Moving Violations	2	0.67	2	15	5.00	4	232	77.33	57
	Highway Safety & Traffic Division										
HOUSTON	Houston Police Dept.	Alcohol/Drug Involved	0	0.00	0	3	1.00	0	10	3.33	1
HOUSTON	Houston Police Dept.	Speed - Exceeded Limit	0	0.00	1	1	0.33	0	2	0.67	1
HOUSTON	Houston Police Dept.	Hazardous Moving Violations	0	0.00	1	0	0.00	0	49	16.33	16
HOWELL	Howell County Sheriff's Dept.	Alcohol/Drug Involved	1	0.33	0	13	4.33	4	72	24.00	22
HOWELL	Howell County Sheriff's Dept.	Speed - Exceeded Limit	1	0.33	1	6	2.00	2	21	7.00	5
HOWELL	Howell County Sheriff's Dept.	Hazardous Moving Violations	5	1.67	6	58	19.33	15	527	175.67	167
INDEPENDENCE	Independence Police Dept.	Alcohol/Drug Involved	10	3.33	4	40	13.33	17	429	143.00	131
INDEPENDENCE	Independence Police Dept.	Speed - Exceeded Limit	16	5.33	7	40	13.33	21	387	129.00	147
INDEPENDENCE	Independence Police Dept.	Hazardous Moving Violations	30	10.00	12	0	0.00	0	3434	1144.67	1064
JACKSON	Jackson County Sheriff's Office	Alcohol/Drug Involved	2	0.67	0	8	2.67	3	62	20.67	24
JACKSON	Jackson County Sheriff's Office	Speed - Exceeded Limit	5	1.67	0	9	3.00	3	85	28.33	18
JACKSON	Jackson County Sheriff's Office	Hazardous Moving Violations	7	2.33	4	22	7.33	6	395	131.67	117
JACKSON	Jackson Police Dept.	Alcohol/Drug Involved	0	0.00	0	0	0.00	0	36	12.00	10
JACKSON	Jackson Police Dept.	Speed - Exceeded Limit	0	0.00	0	1	0.33	1	11	3.67	3
JACKSON	Jackson Police Dept.	Hazardous Moving Violations	1	0.33	0	0	0.00	0	391	130.33	144
JASPER	Jasper County Sheriff's Office	Alcohol/Drug Involved	4	1.33	1	9	3.00	5	120	40.00	38
JASPER	Jasper County Sheriff's Office	Speed - Exceeded Limit	2	0.67	1	6	2.00	0	36	12.00	7
JASPER	Jasper County Sheriff's Office	Hazardous Moving Violations	12	4.00	3	36	12.00	14	864	288.00	265
JEFFERSON CITY	Jefferson City Police Dept.	Alcohol/Drug Involved	1	0.33	1	6	2.00	1	155	51.67	60
JEFFERSON CITY	Jefferson City Police Dept.	Speed - Exceeded Limit	0	0.00	0	4	1.33	0	34	11.33	13
JEFFERSON CITY	Jefferson City Police Dept.	Hazardous Moving Violations	5	1.67	1	0	0.00	0	1336	445.33	460
JEFFERSON	Jefferson County Sheriff's Office	Alcohol/Drug Involved	33	11.00	2	35	11.67	18	544	181.33	180
JEFFERSON	Jefferson County Sheriff's Office	Speed - Exceeded Limit	8	2.67	2	18	6.00	13	158	52.67	62
JEFFERSON	Jefferson County Sheriff's Office	Hazardous Moving Violations	68	22.67	12	143	47.67	57	3381	1127.00	1025
JOHNSON	Johnson County Sheriff's Dept.	Alcohol/Drug Involved	2	0.67	1	21	7.00	8	132	44.00	31
JOHNSON	Johnson County Sheriff's Dept.	Speed - Exceeded Limit	3	1.00	0	11	3.67	4	42	14.00	14
JOHNSON	Johnson County Sheriff's Dept.	Hazardous Moving Violations	17	5.67	3	69	23.00	31	828	276.00	213
JOPLIN	Joplin Police Dept.	Alcohol/Drug Involved	5	1.67	3	8	2.67	4	164	54.67	51
JOPLIN	Joplin Police Dept.	Speed - Exceeded Limit	7	2.33	4	7	2.33	5	88	29.33	39
JOPLIN	Joplin Police Dept.	Hazardous Moving Violations	15	5.00	4	0	0.00	0	1885	628.33	610
KANSAS CITY	Kansas City MO Board of Police Commis	Alcohol/Drug Involved	32	10.67	10	104	34.67	31	1854	618.00	538
KANSAS CITY	Kansas City MO Board of Police Commis	Speed - Exceeded Limit	66	22.00	23	145	48.33	48	1389	463.00	498
KANSAS CITY	Kansas City MO Board of Police Commis	Hazardous Moving Violations	174	58.00	49	0	0.00	0	16187	5395.67	5564
KEARNEY	Kearney Police Dept.	Alcohol/Drug Involved	0	0.00	0	1	0.33	0	19	6.33	6
KEARNEY	Kearney Police Dept.	Speed - Exceeded Limit	0	0.00	0	0	0.00	1	14	4.67	8
KEARNEY	Kearney Police Dept.	Hazardous Moving Violations	1	0.33	0	0	0.00	0	251	83.67	83
KENNETT	Kennett Police Dept.	Alcohol/Drug Involved	0	0.00	0	3	1.00	2	26	8.67	11
KENNETT	Kennett Police Dept.	Speed - Exceeded Limit	0	0.00	0	2	0.67	1	13	4.33	6
KENNETT	Kennett Police Dept.	Hazardous Moving Violations	2	0.67	0	0	0.00	0	143	47.67	41
KIRKWOOD	Kirkwood Police Dept.	Alcohol/Drug Involved	1	0.33	0	2	0.67	0	44	14.67	7
KIRKWOOD	Kirkwood Police Dept.	Speed - Exceeded Limit	2	0.67	0	2	0.67	1	29	9.67	6
KIRKWOOD	Kirkwood Police Dept.	Hazardous Moving Violations	4	1.33	1	0	0.00	0	742	247.33	199
LAKE ST. LOUIS	Lake St Louis Police Dept.	Alcohol/Drug Involved	5	1.67	2	2	0.67	2	59	19.67	22
LAKE ST. LOUIS	Lake St Louis Police Dept.	Speed - Exceeded Limit	1	0.33	1	2	0.67	1	30	10.00	14
LAKE ST. LOUIS	Lake St Louis Police Dept.	Hazardous Moving Violations	5	1.67	2	0	0.00	0	893	297.67	321
LAMAR	Lamar Police Dept.	Alcohol/Drug Involved	0	0.00	0	0	0.00	0	6	2.00	0
LAMAR	Lamar Police Dept.	Speed - Exceeded Limit	0	0.00	0	0	0.00	0	0	0.00	1
LAMAR	Lamar Police Dept.	Hazardous Moving Violations	0	0.00	0	0	0.00	0	35	11.67	7
LAWRENCE	Lawrence County Sheriff's Dept.	Alcohol/Drug Involved	8	2.67	2	8	2.67	4	62	20.67	20

City/County	Agency	Crash Type	Oct. 1, 2019 to	3 Year Average	Oct. 1, 2022 to	Oct. 1, 2019 to	3 Year Average	Oct. 1, 2022 to	Oct. 1, 2019 to	3 Year Average	Oct. 1, 2022 to
			Sept. 30, 2022	Fatal Crashes	Fatal Crashes	Sept. 30, 2023	Fatal Crashes	Serious Injury Crashes	Serious Injury Crashes	Serious Injury Crashes	Total Crashes
LAWRENCE	Lawrence County Sheriff's Dept.	Speed - Exceeded Limit	2	0.67	0	0	0.00	2	10	3.33	7
LAWRENCE	Lawrence County Sheriff's Dept.	Hazardous Moving Violations	13	4.33	7	33	11.00	13	488	162.67	167
LEES SUMMIT	Lee's Summit Police Dept.	Alcohol/Drug Involved	4	1.33	1	8	2.67	6	224	74.67	78
LEES SUMMIT	Lee's Summit Police Dept.	Speed - Exceeded Limit	4	1.33	1	7	2.33	5	108	36.00	37
LEES SUMMIT	Lee's Summit Police Dept.	Hazardous Moving Violations	9	3.00	1	0	0.00	0	2778	926.00	950
LIBERTY	Liberty Police Dept.	Alcohol/Drug Involved	1	0.33	0	4	1.33	0	90	30.00	27
LIBERTY	Liberty Police Dept.	Speed - Exceeded Limit	2	0.67	1	3	1.00	0	42	14.00	10
LIBERTY	Liberty Police Dept.	Hazardous Moving Violations	2	0.67	2	0	0.00	0	1035	345.00	338
LICKING	Licking Police Dept.	Alcohol/Drug Involved	0	0.00	0	0	0.00	0	3	1.00	1
LICKING	Licking Police Dept.	Speed - Exceeded Limit	0	0.00	0	0	0.00	0	3	1.00	2
LICKING	Licking Police Dept.	Hazardous Moving Violations	0	0.00	0	0	0.00	0	14	4.67	4
LINCOLN	Lincoln County Sheriff's Dept.	Alcohol/Drug Involved	10	3.33	4	10	3.33	2	108	36.00	34
LINCOLN	Lincoln County Sheriff's Dept.	Speed - Exceeded Limit	5	1.67	2	5	1.67	0	74	24.67	21
LINCOLN	Lincoln County Sheriff's Dept.	Hazardous Moving Violations	24	8.00	9	41	13.67	14	677	225.67	177
LINN	Linn Police Dept.	Alcohol/Drug Involved	0	0.00	1	0	0.00	0	1	0.33	1
LINN	Linn Police Dept.	Speed - Exceeded Limit	0	0.00	0	0	0.00	1	7	2.33	11
LINN	Linn Police Dept.	Hazardous Moving Violations	0	0.00	1	0	0.00	0	32	10.67	19
LIVINGSTON	Livingston County Sheriff's Dept.	Alcohol/Drug Involved	2	0.67	0	1	0.33	0	14	4.67	3
LIVINGSTON	Livingston County Sheriff's Dept.	Speed - Exceeded Limit	0	0.00	1	0	0.00	0	6	2.00	1
LIVINGSTON	Livingston County Sheriff's Dept.	Hazardous Moving Violations	1	0.33	1	7	2.33	1	135	45.00	41
MACON	Macon Police Dept.	Alcohol/Drug Involved	0	0.00	0	0	0.00	0	13	4.33	1
MACON	Macon Police Dept.	Speed - Exceeded Limit	0	0.00	0	0	0.00	0	5	1.67	1
MACON	Macon Police Dept.	Hazardous Moving Violations	1	0.33	1	0	0.00	0	137	45.67	48
MALDEN	Malden Police Dept.	Alcohol/Drug Involved	1	0.33	0	0	0.00	0	5	1.67	1
MALDEN	Malden Police Dept.	Speed - Exceeded Limit	0	0.00	0	1	0.33	0	7	2.33	3
MALDEN	Malden Police Dept.	Hazardous Moving Violations	2	0.67	0	0	0.00	0	48	16.00	12
MANCHESTER	Manchester Police Dept.	Alcohol/Drug Involved	0	0.00	0	1	0.33	0	30	10.00	13
MANCHESTER	Manchester Police Dept.	Speed - Exceeded Limit	0	0.00	0	1	0.33	0	16	5.33	5
MANCHESTER	Manchester Police Dept.	Hazardous Moving Violations	0	0.00	0	0	0.00	0	492	164.00	172
MARIES	Maries County Sheriff's Dept.	Alcohol/Drug Involved	2	0.67	0	3	1.00	1	29	9.67	4
MARIES	Maries County Sheriff's Dept.	Speed - Exceeded Limit	0	0.00	0	1	0.33	0	4	1.33	0
MARIES	Maries County Sheriff's Dept.	Hazardous Moving Violations	8	2.67	2	12	4.00	5	191	63.67	55
MARSHALL	Marshall Police Dept.	Alcohol/Drug Involved	0	0.00	0	0	0.00	0	14	4.67	9
MARSHALL	Marshall Police Dept.	Speed - Exceeded Limit	0	0.00	0	1	0.33	0	27	9.00	7
MARSHALL	Marshall Police Dept.	Hazardous Moving Violations	0	0.00	0	0	0.00	0	132	44.00	38
MARYLAND HEIGHTS	Maryland Heights Police Dept.	Alcohol/Drug Involved	1	0.33	0	4	1.33	2	104	34.67	47
MARYLAND HEIGHTS	Maryland Heights Police Dept.	Speed - Exceeded Limit	0	0.00	0	5	1.67	2	69	23.00	32
MARYLAND HEIGHTS	Maryland Heights Police Dept.	Hazardous Moving Violations	4	1.33	1	0	0.00	0	1309	436.33	473
MILLER	Miller County Sheriff's Dept.	Alcohol/Drug Involved	4	1.33	0	10	3.33	6	80	26.67	26
MILLER	Miller County Sheriff's Dept.	Speed - Exceeded Limit	0	0.00	0	0	0.00	1	8	2.67	2
MILLER	Miller County Sheriff's Dept.	Hazardous Moving Violations	9	3.00	4	23	7.67	9	436	145.33	105
GENERAL	Missouri Division of Alcohol and Tobacco Control										
GENERAL	Missouri State Highway Patrol										
MOBERLY	Moberly Police Dept.	Alcohol/Drug Involved	0	0.00	0	0	0.00	1	33	11.00	8
MOBERLY	Moberly Police Dept.	Speed - Exceeded Limit	0	0.00	0	1	0.33	0	18	6.00	2
MOBERLY	Moberly Police Dept.	Hazardous Moving Violations	1	0.33	0	0	0.00	0	262	87.33	89
MORGAN	Morgan County Sheriff's Office	Alcohol/Drug Involved	6	2.00	1	8	2.67	8	79	26.33	29
MORGAN	Morgan County Sheriff's Office	Speed - Exceeded Limit	1	0.33	1	1	0.33	0	11	3.67	1
MORGAN	Morgan County Sheriff's Office	Hazardous Moving Violations	10	3.33	8	38	12.67	17	377	125.67	123
NEVADA	Nevada Police Dept.	Alcohol/Drug Involved	0	0.00	1	7	2.33	2	33	11.00	15
NEVADA	Nevada Police Dept.	Speed - Exceeded Limit	0	0.00	0	3	1.00	1	14	4.67	5
NEVADA	Nevada Police Dept.	Hazardous Moving Violations	1	0.33	0	0	0.00	0	156	52.00	47
NEWTON	Newton County Sheriff's Office	Alcohol/Drug Involved	9	3.00	2	2	0.67	2	120	40.00	35

City/County	Agency	Crash Type	Oct. 1, 2019 to	3 Year Average	Oct. 1, 2022 to	Oct. 1, 2019 to	3 Year Average	Oct. 1, 2022 to	Oct. 1, 2019 to	3 Year Average	Oct. 1, 2022 to
			Sept. 30, 2022	Fatal Crashes	Fatal Crashes	Sept. 30, 2023	Fatal Crashes	Serious Injury Crashes	Serious Injury Crashes	Serious Injury Crashes	Total Crashes
NEWTON	Newton County Sheriff's Office	Speed - Exceeded Limit	4	1.33	1	2	0.67	1	28	9.33	7
NEWTON	Newton County Sheriff's Office	Hazardous Moving Violations	20	6.67	6	52	17.33	22	752	250.67	288
NIXA	Nixa Police Dept.	Alcohol/Drug Involved	0	0.00	0	1	0.33	3	36	12.00	10
NIXA	Nixa Police Dept.	Speed - Exceeded Limit	1	0.33	0	1	0.33	1	11	3.67	4
NIXA	Nixa Police Dept.	Hazardous Moving Violations	1	0.33	0	0	0.00	0	313	104.33	93
O'FALLON	O'Fallon Police Dept.	Alcohol/Drug Involved	1	0.33	1	5	1.67	4	204	68.00	46
O'FALLON	O'Fallon Police Dept.	Speed - Exceeded Limit	2	0.67	0	7	2.33	3	110	36.67	28
O'FALLON	O'Fallon Police Dept.	Hazardous Moving Violations	3	1.00	3	0	0.00	0	2094	698.00	621
OAK GROVE	Oak Grove Police Dept	Alcohol/Drug Involved	0	0.00	0	0	0.00	1	19	6.33	9
OAK GROVE	Oak Grove Police Dept	Speed - Exceeded Limit	0	0.00	0	0	0.00	0	9	3.00	6
OAK GROVE	Oak Grove Police Dept	Hazardous Moving Violations	0	0.00	1	0	0.00	0	112	37.33	42
OLIVETTE	Olivette Police Dept.	Alcohol/Drug Involved	0	0.00	0	1	0.33	0	7	2.33	0
OLIVETTE	Olivette Police Dept.	Speed - Exceeded Limit	0	0.00	0	2	0.67	0	6	2.00	6
OLIVETTE	Olivette Police Dept.	Hazardous Moving Violations	0	0.00	0	0	0.00	0	276	92.00	88
ORONOGO	Oronogo Police Dept.	Alcohol/Drug Involved	0	0.00	0	1	0.33	0	2	0.67	0
ORONOGO	Oronogo Police Dept.	Speed - Exceeded Limit	0	0.00	0	1	0.33	0	3	1.00	0
ORONOGO	Oronogo Police Dept.	Hazardous Moving Violations	1	0.33	0	0	0.00	0	7	2.33	3
OSAGE BEACH	Osage Beach Police Dept.	Alcohol/Drug Involved	0	0.00	0	4	1.33	1	51	17.00	11
OSAGE BEACH	Osage Beach Police Dept.	Speed - Exceeded Limit	0	0.00	0	5	1.67	0	11	3.67	4
OSAGE BEACH	Osage Beach Police Dept.	Hazardous Moving Violations	1	0.33	1	0	0.00	0	282	94.00	94
OSAGE	Osage County Sheriff's Office	Alcohol/Drug Involved	1	0.33	0	3	1.00	0	24	8.00	10
OSAGE	Osage County Sheriff's Office	Speed - Exceeded Limit	0	0.00	1	0	0.00	0	5	1.67	5
OSAGE	Osage County Sheriff's Office	Hazardous Moving Violations	6	2.00	0	11	3.67	4	237	79.00	59
OVERLAND	Overland Police Dept.	Alcohol/Drug Involved	2	0.67	1	3	1.00	1	67	22.33	30
OVERLAND	Overland Police Dept.	Speed - Exceeded Limit	1	0.33	1	4	1.33	2	93	31.00	30
OVERLAND	Overland Police Dept.	Hazardous Moving Violations	1	0.33	1	0	0.00	0	913	304.33	271
OZARK	Ozark Police Dept.	Alcohol/Drug Involved	1	0.33	0	4	1.33	0	41	13.67	8
OZARK	Ozark Police Dept.	Speed - Exceeded Limit	2	0.67	0	5	1.67	0	28	9.33	8
OZARK	Ozark Police Dept.	Hazardous Moving Violations	4	1.33	0	0	0.00	0	499	166.33	151
PALMYRA	Palmyra Police Dept.	Alcohol/Drug Involved	0	0.00	0	0	0.00	0	4	1.33	1
PALMYRA	Palmyra Police Dept.	Speed - Exceeded Limit	1	0.33	0	0	0.00	0	3	1.00	3
PALMYRA	Palmyra Police Dept.	Hazardous Moving Violations	1	0.33	0	0	0.00	0	27	9.00	16
PETTIS	Pettis County Sheriff's Office	Alcohol/Drug Involved	3	1.00	0	5	1.67	4	65	21.67	24
PETTIS	Pettis County Sheriff's Office	Speed - Exceeded Limit	1	0.33	1	1	0.33	0	33	11.00	18
PETTIS	Pettis County Sheriff's Office	Hazardous Moving Violations	10	3.33	0	18	6.00	10	411	137.00	122
PEVELY	Pevely Police Dept.	Alcohol/Drug Involved	1	0.33	0	3	1.00	0	18	6.00	0
PEVELY	Pevely Police Dept.	Speed - Exceeded Limit	0	0.00	0	2	0.67	0	14	4.67	0
PEVELY	Pevely Police Dept.	Hazardous Moving Violations	1	0.33	0	0	0.00	0	339	113.00	91
PHELPS	Phelps County Sheriff's Dept.	Alcohol/Drug Involved	3	1.00	2	8	2.67	1	70	23.33	19
PHELPS	Phelps County Sheriff's Dept.	Speed - Exceeded Limit	2	0.67	1	3	1.00	0	17	5.67	1
PHELPS	Phelps County Sheriff's Dept.	Hazardous Moving Violations	12	4.00	4	37	12.33	10	646	215.33	195
PLATTE	Platte County Sheriff's Office	Alcohol/Drug Involved	4	1.33	3	4	1.33	2	84	28.00	30
PLATTE	Platte County Sheriff's Office	Speed - Exceeded Limit	2	0.67	1	5	1.67	1	53	17.67	20
PLATTE	Platte County Sheriff's Office	Hazardous Moving Violations	10	3.33	0	17	5.67	5	557	185.67	172
PLEASANT HILL	Pleasant Hill Police Dept.	Alcohol/Drug Involved	0	0.00	0	4	1.33	1	30	10.00	9
PLEASANT HILL	Pleasant Hill Police Dept.	Speed - Exceeded Limit	0	0.00	0	4	1.33	0	11	3.67	4
PLEASANT HILL	Pleasant Hill Police Dept.	Hazardous Moving Violations	2	0.67	0	0	0.00	0	87	29.00	19
PLEASANT VALLEY	Pleasant Valley Police Dept.	Alcohol/Drug Involved	0	0.00	0	1	0.33	0	9	3.00	3
PLEASANT VALLEY	Pleasant Valley Police Dept.	Speed - Exceeded Limit	0	0.00	0	0	0.00	0	11	3.67	1
PLEASANT VALLEY	Pleasant Valley Police Dept.	Hazardous Moving Violations	0	0.00	0	0	0.00	0	147	49.00	50
POTOSI	Potosi Police Dept.	Alcohol/Drug Involved	0	0.00	0	0	0.00	0	14	4.67	8
POTOSI	Potosi Police Dept.	Speed - Exceeded Limit	0	0.00	0	0	0.00	1	15	5.00	4
POTOSI	Potosi Police Dept.	Hazardous Moving Violations	1	0.33	0	0	0.00	0	97	32.33	29

City/County	Agency	Crash Type	Oct. 1, 2019 to	3 Year Average	Oct. 1, 2022 to	Oct. 1, 2019 to	3 Year Average	Oct. 1, 2022 to	Oct. 1, 2019 to	3 Year Average	Oct. 1, 2022 to
			Sept. 30, 2022	Fatal Crashes	Fatal Crashes	Sept. 30, 2023	Fatal Crashes	Serious Injury Crashes	Serious Injury Crashes	Serious Injury Crashes	Total Crashes
PULASKI	Pulaski County Sheriff's Office	Alcohol/Drug Involved	2	0.67	1	11	3.67	7	82	27.33	33
PULASKI	Pulaski County Sheriff's Office	Speed - Exceeded Limit	0	0.00	0	0	0.00	0	7	2.33	2
PULASKI	Pulaski County Sheriff's Office	Hazardous Moving Violations	3	1.00	0	25	8.33	7	367	122.33	111
RAYMORE	Raymore Police Dept.	Alcohol/Drug Involved	0	0.00	0	2	0.67	2	30	10.00	11
RAYMORE	Raymore Police Dept.	Speed - Exceeded Limit	0	0.00	0	3	1.00	2	17	5.67	5
RAYMORE	Raymore Police Dept.	Hazardous Moving Violations	0	0.00	0	0	0.00	0	243	81.00	67
RAYTOWN	Raytown Police Dept.	Alcohol/Drug Involved	2	0.67	1	3	1.00	2	103	34.33	24
RAYTOWN	Raytown Police Dept.	Speed - Exceeded Limit	1	0.33	1	11	3.67	0	63	21.00	19
RAYTOWN	Raytown Police Dept.	Hazardous Moving Violations	2	0.67	3	0	0.00	0	536	178.67	181
REPUBLIC	Republic Police Dept.	Alcohol/Drug Involved	1	0.33	0	3	1.00	1	55	18.33	17
REPUBLIC	Republic Police Dept.	Speed - Exceeded Limit	2	0.67	0	3	1.00	2	25	8.33	7
REPUBLIC	Republic Police Dept.	Hazardous Moving Violations	2	0.67	0	0	0.00	0	231	77.00	81
RICHMOND HEIGHTS	Richmond Heights Police Dept.	Alcohol/Drug Involved	0	0.00	0	3	1.00	0	29	9.67	1
RICHMOND HEIGHTS	Richmond Heights Police Dept.	Speed - Exceeded Limit	1	0.33	0	2	0.67	0	29	9.67	8
RICHMOND HEIGHTS	Richmond Heights Police Dept.	Hazardous Moving Violations	2	0.67	0	0	0.00	0	1196	398.67	464
RIPLEY	Ripley County Sheriff's Dept.	Alcohol/Drug Involved	1	0.33	0	2	0.67	1	37	12.33	12
RIPLEY	Ripley County Sheriff's Dept.	Speed - Exceeded Limit	2	0.67	0	0	0.00	0	7	2.33	0
RIPLEY	Ripley County Sheriff's Dept.	Hazardous Moving Violations	7	2.33	4	19	6.33	4	228	76.00	62
ROCK HILL	Rock Hill Police Dept.	Alcohol/Drug Involved	0	0.00	0	0	0.00	0	2	0.67	0
ROCK HILL	Rock Hill Police Dept.	Speed - Exceeded Limit	0	0.00	0	1	0.33	0	8	2.67	0
ROCK HILL	Rock Hill Police Dept.	Hazardous Moving Violations	0	0.00	0	0	0.00	0	46	15.33	17
ROGERSVILLE	Rogersville Police Dept.	Alcohol/Drug Involved	0	0.00	0	1	0.33	1	6	2.00	3
ROGERSVILLE	Rogersville Police Dept.	Speed - Exceeded Limit	0	0.00	0	2	0.67	0	8	2.67	2
ROGERSVILLE	Rogersville Police Dept.	Hazardous Moving Violations	2	0.67	0	0	0.00	0	116	38.67	32
ROLLA	Rolla Police Dept.	Alcohol/Drug Involved	0	0.00	2	5	1.67	2	69	23.00	27
ROLLA	Rolla Police Dept.	Speed - Exceeded Limit	0	0.00	0	4	1.33	2	28	9.33	12
ROLLA	Rolla Police Dept.	Hazardous Moving Violations	2	0.67	2	0	0.00	0	1066	355.33	350
SEDALIA	Sedalia Police Dept.	Alcohol/Drug Involved	1	0.33	0	4	1.33	2	98	32.67	26
SEDALIA	Sedalia Police Dept.	Speed - Exceeded Limit	2	0.67	0	4	1.33	0	54	18.00	11
SEDALIA	Sedalia Police Dept.	Hazardous Moving Violations	3	1.00	1	0	0.00	0	880	293.33	233
SHREWSBURY	Shrewsbury Police Dept.	Alcohol/Drug Involved	2	0.67	1	0	0.00	0	13	4.33	11
SHREWSBURY	Shrewsbury Police Dept.	Speed - Exceeded Limit	1	0.33	0	1	0.33	0	10	3.33	5
SHREWSBURY	Shrewsbury Police Dept.	Hazardous Moving Violations	3	1.00	2	0	0.00	0	196	65.33	72
SMITHVILLE	Smithville Police Dept.	Alcohol/Drug Involved	0	0.00	1	5	1.67	1	37	12.33	8
SMITHVILLE	Smithville Police Dept.	Speed - Exceeded Limit	1	0.33	0	3	1.00	1	11	3.67	1
SMITHVILLE	Smithville Police Dept.	Hazardous Moving Violations	2	0.67	0	0	0.00	0	110	36.67	40
SPARTA	Sparta Police Dept.	Alcohol/Drug Involved	0	0.00	0	0	0.00	0	2	0.67	1
SPARTA	Sparta Police Dept.	Speed - Exceeded Limit	0	0.00	0	0	0.00	0	2	0.67	1
SPARTA	Sparta Police Dept.	Hazardous Moving Violations	0	0.00	0	0	0.00	0	13	4.33	7
SPRINGFIELD	Springfield Police Dept.	Alcohol/Drug Involved	9	3.00	5	42	14.00	16	811	270.33	235
SPRINGFIELD	Springfield Police Dept.	Speed - Exceeded Limit	19	6.33	7	45	15.00	16	392	130.67	95
SPRINGFIELD	Springfield Police Dept.	Hazardous Moving Violations	31	10.33	14	0	0.00	0	4306	1435.33	1336
ST. CHARLES	St. Charles City Police Dept.	Alcohol/Drug Involved	1	0.33	0	21	7.00	7	316	105.33	98
ST. CHARLES	St. Charles City Police Dept.	Speed - Exceeded Limit	1	0.33	0	11	3.67	6	136	45.33	37
ST. CHARLES	St. Charles City Police Dept.	Hazardous Moving Violations	4	1.33	0	0	0.00	0	2599	866.33	902
ST. CHARLES	St. Charles County Police Department	Alcohol/Drug Involved	7	2.33	0	18	6.00	5	215	71.67	66
ST. CHARLES	St. Charles County Police Department	Speed - Exceeded Limit	6	2.00	0	24	8.00	2	121	40.33	39
ST. CHARLES	St. Charles County Police Department	Hazardous Moving Violations	22	7.33	7	79	26.33	19	1371	457.00	512
ST. CLAIR	St. Clair Police Dept.	Alcohol/Drug Involved	2	0.67	1	3	1.00	2	35	11.67	18
ST. CLAIR	St. Clair Police Dept.	Speed - Exceeded Limit	0	0.00	0	6	2.00	0	24	8.00	4
ST. CLAIR	St. Clair Police Dept.	Hazardous Moving Violations	3	1.00	1	0	0.00	0	265	88.33	73
ST. JOHN	St. John Police Dept.	Alcohol/Drug Involved	0	0.00	1	1	0.33	0	33	11.00	4
ST. JOHN	St. John Police Dept.	Speed - Exceeded Limit	1	0.33	0	1	0.33	1	27	9.00	9

City/County	Agency	Crash Type	Oct. 1, 2019 to	3 Year Average	Oct. 1, 2022 to	Oct. 1, 2019 to	3 Year Average	Oct. 1, 2022 to	Oct. 1, 2019 to	3 Year Average	Oct. 1, 2022 to
			Sept. 30, 2022	Fatal Crashes	Fatal Crashes	Sept. 30, 2023	Fatal Crashes	Serious Injury Crashes	Serious Injury Crashes	Serious Injury Crashes	Total Crashes
ST. JOHN	St. John Police Dept.	Hazardous Moving Violations	1	0.33	1	0	0.00	0	216	72.00	84
ST. JOSEPH	St. Joseph Police Dept.	Alcohol/Drug Involved	6	2.00	0	14	4.67	6	321	107.00	93
ST. JOSEPH	St. Joseph Police Dept.	Speed - Exceeded Limit	10	3.33	3	16	5.33	7	168	56.00	46
ST. JOSEPH	St. Joseph Police Dept.	Hazardous Moving Violations	16	5.33	4	0	0.00	0	1971	657.00	378
ST. LOUIS	St. Louis County Police Dept.	Alcohol/Drug Involved	14	4.67	3	43	14.33	16	590	196.67	190
ST. LOUIS	St. Louis County Police Dept.	Speed - Exceeded Limit	26	8.67	8	42	14.00	20	643	214.33	205
ST. LOUIS	St. Louis County Police Dept.	Hazardous Moving Violations	41	13.67	14	188	62.67	79	9482	3160.67	3317
ST. PETERS	St. Peters Police Dept.	Alcohol/Drug Involved	3	1.00	0	11	3.67	3	203	67.67	64
ST. PETERS	St. Peters Police Dept.	Speed - Exceeded Limit	5	1.67	1	8	2.67	3	118	39.33	33
ST. PETERS	St. Peters Police Dept.	Hazardous Moving Violations	10	3.33	2	0	0.00	0	2072	690.67	726
ST. ROBERT	St. Robert Police Dept.	Alcohol/Drug Involved	0	0.00	0	1	0.33	2	50	16.67	21
ST. ROBERT	St. Robert Police Dept.	Speed - Exceeded Limit	0	0.00	1	2	0.67	1	16	5.33	11
ST. ROBERT	St. Robert Police Dept.	Hazardous Moving Violations	2	0.67	4	0	0.00	0	406	135.33	109
STEELVILLE	Steelville Police Dept.	Alcohol/Drug Involved	0	0.00	0	0	0.00	0	2	0.67	2
STEELVILLE	Steelville Police Dept.	Speed - Exceeded Limit	0	0.00	0	0	0.00	0	7	2.33	0
STEELVILLE	Steelville Police Dept.	Hazardous Moving Violations	0	0.00	0	0	0.00	0	19	6.33	8
STONE	Stone County Sheriff's Office	Alcohol/Drug Involved	5	1.67	0	13	4.33	7	111	37.00	35
STONE	Stone County Sheriff's Office	Speed - Exceeded Limit	1	0.33	0	2	0.67	0	19	6.33	4
STONE	Stone County Sheriff's Office	Hazardous Moving Violations	13	4.33	5	66	22.00	19	674	224.67	227
SUGAR CREEK	Sugar Creek Police Dept.	Alcohol/Drug Involved	0	0.00	0	1	0.33	1	18	6.00	3
SUGAR CREEK	Sugar Creek Police Dept.	Speed - Exceeded Limit	2	0.67	0	4	1.33	0	27	9.00	9
SUGAR CREEK	Sugar Creek Police Dept.	Hazardous Moving Violations	2	0.67	1	0	0.00	0	72	24.00	21
SULLIVAN	Sullivan Police Dept.	Alcohol/Drug Involved	2	0.67	1	0	0.00	1	25	8.33	7
SULLIVAN	Sullivan Police Dept.	Speed - Exceeded Limit	1	0.33	0	0	0.00	0	4	1.33	1
SULLIVAN	Sullivan Police Dept.	Hazardous Moving Violations	1	0.33	1	0	0.00	0	158	52.67	47
SUNRISE BEACH	Sunrise Beach Police Dept.	Alcohol/Drug Involved	0	0.00	0	3	1.00	0	8	2.67	2
SUNRISE BEACH	Sunrise Beach Police Dept.	Speed - Exceeded Limit	0	0.00	0	0	0.00	1	3	1.00	2
SUNRISE BEACH	Sunrise Beach Police Dept.	Hazardous Moving Violations	0	0.00	0	0	0.00	0	26	8.67	11
TANEY	Taney County Sheriff's Office	Alcohol/Drug Involved	4	1.33	2	19	6.33	10	177	59.00	55
TANEY	Taney County Sheriff's Office	Speed - Exceeded Limit	0	0.00	0	8	2.67	3	36	12.00	10
TANEY	Taney County Sheriff's Office	Hazardous Moving Violations	20	6.67	5	109	36.33	48	1259	419.67	357
TOWN AND COUNTRY	Town & Country Police Dept.	Alcohol/Drug Involved	2	0.67	0	5	1.67	3	71	23.67	19
TOWN AND COUNTRY	Town & Country Police Dept.	Speed - Exceeded Limit	3	1.00	0	2	0.67	0	22	7.33	8
TOWN AND COUNTRY	Town & Country Police Dept.	Hazardous Moving Violations	4	1.33	0	0	0.00	0	932	310.67	452
TROY	Troy Police Dept.	Alcohol/Drug Involved	1	0.33	0	1	0.33	1	30	10.00	4
TROY	Troy Police Dept.	Speed - Exceeded Limit	2	0.67	0	0	0.00	0	18	6.00	5
TROY	Troy Police Dept.	Hazardous Moving Violations	4	1.33	0	0	0.00	0	209	69.67	63
UNION	Union Police Dept.	Alcohol/Drug Involved	0	0.00	0	2	0.67	0	48	16.00	8
UNION	Union Police Dept.	Speed - Exceeded Limit	1	0.33	0	4	1.33	1	19	6.33	9
UNION	Union Police Dept.	Hazardous Moving Violations	3	1.00	0	0	0.00	0	371	123.67	114
UNIVERSITY CITY	University City Police Dept.	Alcohol/Drug Involved	0	0.00	0	4	1.33	0	41	13.67	9
UNIVERSITY CITY	University City Police Dept.	Speed - Exceeded Limit	0	0.00	1	1	0.33	1	28	9.33	10
UNIVERSITY CITY	University City Police Dept.	Hazardous Moving Violations	0	0.00	1	0	0.00	0	221	73.67	67
	University of Central Missouri PPS										
	University of Central Missouri PPS										
	University of Central Missouri PPS										
VERNON	Vernon County Sheriff's Office	Alcohol/Drug Involved	1	0.33	2	4	1.33	2	21	7.00	15
VERNON	Vernon County Sheriff's Office	Speed - Exceeded Limit	3	1.00	0	1	0.33	0	4	1.33	3
VERNON	Vernon County Sheriff's Office	Hazardous Moving Violations	7	2.33	3	20	6.67	4	206	68.67	72
VINITA PARK	Vinita Park Police Dept.	Alcohol/Drug Involved	1	0.33	0	0	0.00	0	7	2.33	1
VINITA PARK	Vinita Park Police Dept.	Speed - Exceeded Limit	2	0.67	0	0	0.00	0	16	5.33	4
VINITA PARK	Vinita Park Police Dept.	Hazardous Moving Violations	2	0.67	1	0	0.00	0	70	23.33	43
WARRENTON	Warrenton Police Dept	Alcohol/Drug Involved	2	0.67	0	5	1.67	1	36	12.00	8

City/County	Agency	Crash Type	Oct. 1, 2019 to	3 Year Average	Oct. 1, 2022 to	Oct. 1, 2019 to	3 Year Average	Oct. 1, 2022 to	Oct. 1, 2019 to	3 Year Average	Oct. 1, 2022 to
			Sept. 30, 2022	Fatal Crashes	Fatal Crashes	Sept. 30, 2023	Fatal Crashes	Serious Injury Crashes	Serious Injury Crashes	Serious Injury Crashes	Total Crashes
WARRENTON	Warrenton Police Dept	Speed - Exceeded Limit	1	0.33	0	5	1.67	0	25	8.33	7
WARRENTON	Warrenton Police Dept	Hazardous Moving Violations	1	0.33	0	0	0.00	0	420	140.00	104
WASHINGTON	Washington Police Dept.	Alcohol/Drug Involved	1	0.33	0	1	0.33	0	74	24.67	21
WASHINGTON	Washington Police Dept.	Speed - Exceeded Limit	0	0.00	0	1	0.33	1	17	5.67	4
WASHINGTON	Washington Police Dept.	Hazardous Moving Violations	0	0.00	0	0	0.00	0	514	171.33	154
WAYNE	Wayne County Sheriff's Office	Alcohol/Drug Involved	1	0.33	1	3	1.00	1	35	11.67	15
WAYNE	Wayne County Sheriff's Office	Speed - Exceeded Limit	0	0.00	0	0	0.00	0	0	0.00	0
WAYNE	Wayne County Sheriff's Office	Hazardous Moving Violations	7	2.33	1	0	0.00	6	324	108.00	91
WAYNESVILLE	Waynesville Police Dept.	Alcohol/Drug Involved	1	0.33	0	2	0.67	0	35	11.67	3
WAYNESVILLE	Waynesville Police Dept.	Speed - Exceeded Limit	0	0.00	0	0	0.00	0	9	3.00	3
WAYNESVILLE	Waynesville Police Dept.	Hazardous Moving Violations	2	0.67	0	0	0.00	0	164	54.67	53
WEBB CITY	Webb City Police Dept.	Alcohol/Drug Involved	0	0.00	0	2	0.67	0	47	15.67	9
WEBB CITY	Webb City Police Dept.	Speed - Exceeded Limit	0	0.00	0	1	0.33	0	41	13.67	5
WEBB CITY	Webb City Police Dept.	Hazardous Moving Violations	0	0.00	0	0	0.00	0	415	138.33	126
WEBSTER	Webster County Sheriff's Dept.	Alcohol/Drug Involved	6	2.00	0	6	2.00	2	70	23.33	19
WEBSTER	Webster County Sheriff's Dept.	Speed - Exceeded Limit	2	0.67	1	0	0.00	1	9	3.00	7
WEBSTER	Webster County Sheriff's Dept.	Hazardous Moving Violations	9	3.00	1	24	8.00	16	500	166.67	163
WEBSTER GROVES	Webster Groves Police Dept.	Alcohol/Drug Involved	0	0.00	0	1	0.33	0	35	11.67	13
WEBSTER GROVES	Webster Groves Police Dept.	Speed - Exceeded Limit	0	0.00	0	5	1.67	3	37	12.33	15
WEBSTER GROVES	Webster Groves Police Dept.	Hazardous Moving Violations	1	0.33	0	0	0.00	0	403	134.33	168
WENTZVILLE	Wentzville Police Dept.	Alcohol/Drug Involved	3	1.00	1	5	1.67	2	95	31.67	31
WENTZVILLE	Wentzville Police Dept.	Speed - Exceeded Limit	2	0.67	0	2	0.67	2	36	12.00	9
WENTZVILLE	Wentzville Police Dept.	Hazardous Moving Violations	4	1.33	1	0	0.00	0	1262	420.67	286
WEST PLAINS	West Plains Police Dept.	Alcohol/Drug Involved	0	0.00	0	3	1.00	1	34	11.33	17
WEST PLAINS	West Plains Police Dept.	Speed - Exceeded Limit	0	0.00	1	2	0.67	1	26	8.67	15
WEST PLAINS	West Plains Police Dept.	Hazardous Moving Violations	2	0.67	1	0	0.00	0	452	150.67	191

APPENDIX C
PROJECT SUMMARIES and PROJECTS NOT STARTED
FY23

Commercial Motor Vehicles				
No Projects				

Communications (Media)				
Agency	Project Number	Title	Award Amount	Result
Highway Safety and Traffic Division	23-M5PEM-03-001	Impaired Driving Paid Media	\$1,800,000.00	All funds were expended supporting Impaired Driving programs via paid media (TV, Social Media, Radio, etc.)
Highway Safety and Traffic Division	23-PM-02-001	Misc.Hwy Safety Paid Media (stand alone)	\$386,000.00	All funds were expended supporting Impaired Driving programs via paid media (TV, Social Media, Radio, etc.)
Highway Safety and Traffic Division	23-PM-02-002	Summertime Safety Series Paid Media	\$1,000,000.00	All funds were expended supporting Summertime Safety (speed, distraction, seat belt, etc.) via paid media (TV, Social Media, Radio, etc.)
Highway Safety and Traffic Division	23-M2PE-05-001	Occupant Protection Paid Media(CIOT/CPS)	\$300,000.00	All funds were expended supporting Occupan Protection programs via paid media (TV, Social Media, Radio, etc.)

Distracted and Drowsy Driving				
Agency	Project Number	Title	Award Amount	Result
Unite Corporation	23-SA-09-004	The Arrive Alive Tour	\$66,000.00	This project provided funding for 24 Arrive Alive Distracted Driving events on a tour including high schools across the state, reaching 3,052 participants.
TYREDD	23-SA-09-003	TYREDD Education	\$52,486.05	This project funded 136 TyREDD drowsy driving presentations at various high school and community groups, and one First Responder training. This project provided funding for speaker fees, operational expenses, program development fees, and resource materials.

PedNet Coalition	23-DD-13-001	Distracted Driving Education & Awareness	\$43,035.00	This project funded the Hands-Free Missouri Social Media Behavior Awareness Campaign and educational pieces on the new Siddens Bening Hands Free Law. This project provided funding for personnel, travel, and conferences.
------------------	--------------	--	-------------	---

Impaired Driving (Drug and Alcohol)

Enforcement - 405d Group

Agency	Project Number	Title	Award Amount	Result
Arnold Police Dept.	23-M5HVE-03-027	DWI Saturation Enforcement	\$17,000.00	
Belton Police Dept.	23-M5HVE-03-001	Impaired Driving Enforcement	\$7,300.00	
Boone County Sheriff's Office	23-M5HVE-03-011	Dedicated Impaired Driving Enforcement	\$74,450.00	
Boone County Sheriff's Office	23-M5HVE-03-012	Impaired Driving Enforcement	\$16,270.00	
Clay County Sheriff's Office	23-M5HVE-03-002	Dedicated Impaired Driving Enforcement	\$342,528.00	
Cole County Sheriff's Dept.	23-M5HVE-03-013	DWI Saturation Enforcement	\$6,000.00	
Columbia Police Dept.	23-M5HVE-03-014	Dedicated Impaired Driving Enforcement	\$167,474.80	
Columbia Police Dept.	23-M5HVE-03-015	Impaired Driving Enforcement	\$13,377.00	
Grandview Police Dept.	23-M5HVE-03-003	Impaired Driving Enforcement	\$17,400.00	
Greene County Sheriff's Office	23-M5HVE-03-016	Impaired Driving Enforcement	\$72,875.00	
Highway Safety and Traffic Division	23-M5HVE-03-005	Statewide 405d Impaired Driving	\$161,400.00	

Jackson County Sheriff's Office	23-M5HVE-03-006	Impaired Driving Enforcement	\$34,450.00
Johnson County Sheriff's Dept.	23-M5HVE-03-007	Impaired Driving Enforcement	\$7,200.00
Joplin Police Dept.	23-M5HVE-03-026	Dedicated Impaired Driving Enforcement	\$75,000.00
Joplin Police Dept.	23-M5HVE-03-028	DWI Saturation Enforcement	\$5,750.00
Kansas City MO Board of Police Commissioners	23-M5HVE-03-008	Dedicated Impaired Driving Enforcement	\$72,489.00
Kansas City MO Board of Police Commissioners	23-M5HVE-03-009	Youth Alcohol Enforcement	\$43,300.00
Kansas City MO Board of Police Commissioners	23-M5HVE-03-010	Impaired Driving Enforcement	\$271,512.00
Lamar Police Dept.	23-M5HVE-03-029	DWI Saturation Enforcement	\$5,450.00
Lawrence County Sheriff's Dept.	23-M5HVE-03-030	DWI Saturation Enforcement	\$10,894.00
Lee's Summit Police Dept.	23-M5HVE-03-017	Impaired Driving Enforcement	\$32,300.00
Linn Police Dept.	23-M5HVE-03-031	Youth Alcohol Enforcement	\$2,000.00
Marshall Police Dept.	23-M5HVE-03-018	Impaired Driving Enforcement	\$8,542.25
Miller County Sheriff's Office	23-M5HVE-03-032	DWI Saturation Enforcement	\$4,000.00
MO Div. of Alcohol and Tobacco Control	23-M5TR-03-001	Alcohol Safety Awareness & Prevention	\$300,000.00
MO State Highway Patrol	23-M5HVE-03-033	DWI Saturation Enforcement	\$173,497.50
Morgan County Sheriff's Office	23-M5HVE-03-034	DWI Saturation Enforcement	\$6,400.00
Oak Grove Police Dept.	23-M5HVE-03-019	Impaired Driving Enforcement	\$6,450.00
Oronogo Police Department	23-M5HVE-03-035	DWI Saturation Enforcement	\$4,500.00
Osage Beach Police Department	23-M5HVE-03-036	DWI Saturation Enforcement	\$8,057.60
Pettis County Sheriff's Office	23-M5HVE-03-020	Impaired Driving Enforcement	\$6,150.00

Linn Police Dept.- 23-M5HVE-03-031- Due to change in Chief, they did not utilize their grant funding.
Citations/Arrests

DWI
1772

MIP
394

Open Container
18

Warnings

MIP
49

Total Violations
12095

Total Stops
18587

Hours Worked
28,197

Platte County Sheriff's Office	23-M5HVE-03-021	Dedicated Impaired Driving Enforcement	\$69,748.75
Platte County Sheriff's Office	23-M5HVE-03-022	Impaired Driving Enforcement	\$100,853.00
Potosi Police Dept.	23-M5HVE-03-037	DWI Saturation Enforcement	\$12,300.00
Republic Police Dept.	23-M5HVE-03-038	DWI Saturation Enforcement	\$5,000.00
Rogersville Police Dept.	23-M5HVE-03-039	DWI Saturation Enforcement	\$15,000.00
Rolla Police Dept.	23-M5HVE-03-040	DWI Saturation Enforcement	\$21,000.00
Sedalia Police Dept.	23-M5HVE-03-023	Impaired Driving Enforcement	\$5,650.00
Smithville Police Dept.	23-M5HVE-03-024	Impaired Driving Enforcement	\$2,926.00
Springfield Police Dept.	23-M5HVE-03-041	DWI Saturation Enforcement	\$114,000.00
St. Robert Police Dept.	23-M5HVE-03-042	DWI Saturation Enforcement	\$4,000.00
Union Police Dept.	23-M5HVE-03-046	DWI Saturation Enforcement	\$3,150.00
University of Central Missouri DPS	23-M5HVE-03-025	Impaired Driving Enforcement	\$5,800.00
Warrenton Police Dept.	23-M5HVE-03-047	DWI Saturation Enforcement	\$3,000.00
Washington Police Dept.	23-M5HVE-03-043	DWI Saturation Enforcement	\$4,725.00
Waynesville Police Dept.	23-M5HVE-03-044	Impaired Driving Enforcement	\$7,650.00
Webb City Police Dept.	23-M5HVE-03-045	Impaired Driving Enforcement	\$26,568.70

Enforcement - 154 Group

Agency	Project Number	Title	Award Amount	Result
Arnold Police Dept.	23-154-AL-050	Youth Alcohol Enforcement	\$6,500.00	
Ballwin Police Dept.	23-154-AL-075	DWI Saturation Enforcement	\$4,500.00	
Ballwin Police Dept.	23-154-AL-076	Youth Alcohol Enforcement	\$3,500.00	
Benton County Sheriff's Office	23-154-AL-012	DWI Saturation Enforcement	\$3,000.00	
Blue Springs Police Dept.	23-154-AL-001	DWI Saturation Enforcement	\$7,000.00	

Bolivar Police Dept.	23-154-AL-013	DWI Saturation Enforcement	\$6,000.00
Bolivar Police Dept.	23-154-AL-014	Youth Alcohol Enforcement	\$2,500.00
Bourbon Police Dept.	23-154-AL-015	DWI Saturation Enforcement	\$10,512.00
Branson Police Dept.	23-154-AL-016	DWI Saturation Enforcement	\$5,950.00
Buckner Police Dept.	23-154-AL-002	DWI Saturation Enforcement	\$3,500.00
Buffalo Police Dept.	23-154-AL-017	DWI Saturation Enforcement	\$3,000.00
Byrnes Mill Police Dept.	23-154-AL-051	DWI Saturation Enforcement	\$3,600.00
Calverton Park Police Dept.	23-154-AL-052	DWI Saturation Enforcement	\$2,880.00
Camden County Sheriff's Office	23-154-AL-018	DWI Saturation Enforcement	\$3,600.00
Camden County Sheriff's Office	23-154-AL-019	Dedicated Impaired Driving Enforcement	\$47,561.58
Cape Girardeau County Sheriff's Office	23-154-AL-055	DWI Saturation Enforcement	\$1,680.00
Cape Girardeau Police Dept.	23-154-AL-056	DWI Saturation Enforcement	\$11,000.00
Cass County Sheriff's Office	23-154-AL-003	DWI Saturation Enforcement	\$9,000.00
Chesterfield Police Dept.	23-154-AL-057	DWI Saturation Enforcement	\$12,000.00
Christian County Sheriff's Office	23-154-AL-020	DWI Saturation Enforcement	\$7,344.04
City of St. Louis Police Division	23-154-AL-058	DWI Saturation Enforcement	\$50,000.00
Clark County Sheriff's Office	23-154-AL-059	DWI Saturation Enforcement	\$4,000.00
Clay County Sheriff's Office	23-154-AL-004	DWI Saturation Enforcement	\$8,750.00
Clay County Sheriff's Office	23-154-AL-005	Youth Alcohol Enforcement	\$6,000.00
Clayton Police Dept.	23-154-AL-060	DWI Saturation Enforcement	\$2,635.20
Columbia Police Dept.	23-154-AL-021	Youth Alcohol Enforcement	\$16,200.00
Crawford County Sheriff's Dept.	23-154-AL-024	DWI Saturation Enforcement	\$7,200.00
Creve Coeur Police Dept.	23-154-AL-061	Dedicated Impaired Driving Enforcement	\$58,558.00
Crystal City Police Dept.	23-154-AL-062	Youth Alcohol Enforcement	\$5,000.00
Dallas County Sheriff's Office	23-154-AL-026	DWI Saturation Enforcement	\$8,000.00

Ellisville Police Dept.	23-154-AL-063	DWI Saturation Enforcement	\$6,500.00
Ellisville Police Dept.	23-154-AL-064	Youth Alcohol Enforcement	\$1,612.00
Eureka Police Dept.	23-154-AL-065	Youth Alcohol Enforcement	\$3,000.00
Eureka Police Dept.	23-154-AL-066	DWI Saturation Enforcement	\$3,500.00
Florissant Police Dept.	23-154-AL-067	DWI Saturation Enforcement	\$7,000.00
Franklin County Sheriff's Office	23-154-AL-027	Dedicated DWI Enforcement Unit	\$322,947.58
Franklin County Sheriff's Office	23-154-AL-028	Youth Alcohol Enforcement	\$8,500.00
Franklin County Sheriff's Office	23-154-AL-029	DWI Saturation Enforcement	\$35,000.00
Gasconade County Sheriff's Office	23-154-AL-030	DWI Saturation Enforcement	\$6,000.00
Gladstone Dept. of Public Safety	23-154-AL-006	Youth Alcohol Enforcement	\$7,250.00
Gladstone Dept. of Public Safety	23-154-AL-007	DWI Saturation Enforcement	\$8,000.00
Grandview Police Dept.	23-154-AL-008	Youth Alcohol Enforcement	\$6,100.00
Greene County Sheriff's Office	23-154-AL-035	Youth Alcohol Enforcement	\$75,000.00
Greene County Sheriff's Office	23-154-AL-054	Dedicated Impaired Driving Enforcement	\$192,484.12
Hazelwood Police Dept.	23-154-AL-074	DWI Saturation Enforcement	\$25,000.00
Hazelwood Police Dept.	23-154-AL-077	B.A.T. Van Operations	\$5,000.00
Hazelwood Police Dept.	23-154-AL-078	Youth Alcohol Enforcement	\$8,640.00
Highway Safety and Traffic Division	23-154-AL-009	Statewide 154 Impaired Driving	\$166,750.00
Houston Police Dept.	23-154-AL-081	DWI Saturation Enforcement	\$10,000.00
Howell County Sheriff's Dept.	23-154-AL-082	DWI Saturation Enforcement	\$4,000.00
Independence Police Dept.	23-154-AL-010	DWI Saturation Enf/Youth Alcohol Enf	\$698,000.00
Jackson County Sheriff's Office	23-154-AL-011	Dedicated Impaired Driving Enforcement	\$347,091.47
Jackson Police Dept.	23-154-AL-083	DWI Saturation Enforcement	\$5,250.00

Bucker PD 23-154-AL-002 Contract was voided on 12/20/22 after multiple attempts to contact agency AO & PD. Cape Girardeau County Sheriff's Office 23-154-AL-055 Agency was unable to get any volunteers to work the project.

Olivette PD 23-154-AL-100 Agency was unable to get volunteers to work the project. Benton County Sheriff's Office 23-154-AL-012 Agency was unable to get volunteers to work the project.

Linn Police Dept. 23-154-AL-053 Due to change in Chief, they did not utilize the awarded funding.

Citations/Arrests

DWI
1,944

MIP
342

Open Containers
78

Compliance Checks

Jasper County Sheriff's Office	23-154-AL-048	DWI Saturation and Youth Alcohol Enf	\$4,000.00
Jefferson City Police Dept.	23-154-AL-049	DWI Saturation Enforcement	\$20,000.00
Jefferson County Sheriff's Office	23-154-AL-084	DWI Saturation Enforcement	\$130,000.00
Jefferson County Sheriff's Office	23-154-AL-085	Youth Alcohol Enforcement	\$190,000.00
Jefferson County Sheriff's Office	23-154-AL-086	Dedicated Impaired Driving Enforcement	\$300,113.19
Kearney Police Dept.	23-154-AL-036	DWI Saturation Enforcement	\$1,500.00
Kennett Police Dept.	23-154-AL-087	DWI Saturation Enforcement	\$20,000.00
Lake St. Louis Police Dept.	23-154-AL-089	DWI Enforcement	\$5,000.00
Liberty Police Dept.	23-154-AL-037	DWI Saturation Enforcement	\$3,154.32
Linn Police Dept.	23-154-AL-053	DWI Saturation Enforcement	\$11,990.00
Livingston County Sheriff's Dept.	23-154-AL-038	DWI Saturation Enforcement	\$6,000.00
Macon Police Dept.	23-154-AL-090	DWI Saturation Enforcement	\$6,500.00
Manchester Police Dept.	23-154-AL-091	DWI Saturation Enforcement	\$8,000.00
Maryland Heights Police Dept.	23-154-AL-092	DWI Saturation Enforcement	\$3,737.50
Maryland Heights Police Dept.	23-154-AL-093	Youth Alcohol Enforcement	\$8,050.00
MO State Highway Patrol	23-154-AL-068	DWI Saturation Enforcement - Targeted	\$109,760.00
Moberly Police Dept.	23-154-AL-094	DWI Saturation Enforcement	\$2,700.00
Newton County Sheriff's Office	23-154-AL-069	DWI Saturation Enforcement	\$8,500.00
Nixa Police Dept.	23-154-AL-070	DWI Saturation Enforcement	\$4,500.00
O'Fallon Police Dept.	23-154-AL-095	Youth Alcohol Enforcement	\$5,295.36
O'Fallon Police Dept.	23-154-AL-099	DWI Saturation Enforcement	\$25,000.00
Olivette Police Dept.	23-154-AL-100	DWI Saturation Enforcement	\$2,500.00
Overland Police Dept.	23-154-AL-101	DWI Saturation Enforcement	\$5,000.00
Ozark Police Dept.	23-154-AL-071	DWI Saturation Enforcement	\$4,000.00
Phelps County Sheriff's Dept.	23-154-AL-072	DWI Saturation Enforcement	\$12,000.00

3,704
Warnings
MIP 108
Total Violations
22,598
Total Stops
32,415
Hours Worked
54,278

Pleasant Hill Police Dept.	23-154-AL-039	DWI Saturation Enforcement	\$4,000.00
Raymore Police Dept.	23-154-AL-040	DWI Saturation Enforcement	\$5,000.00
Rogersville Police Dept.	23-154-AL-073	Youth Alcohol Enforcement	\$3,200.00
Springfield Police Dept.	23-154-AL-079	Youth Alcohol Enforcement	\$22,000.00
St. Charles City Police Dept.	23-154-AL-102	DWI Saturation Enforcement	\$19,500.00
St. Charles City Police Dept.	23-154-AL-103	Youth Alcohol Enforcement	\$3,750.00
St. Clair Police Dept.	23-154-AL-104	DWI Saturation Enforcement	\$10,500.00
St. John Police Dept.	23-154-AL-105	DWI Saturation Enforcement	\$6,240.00
St. Joseph Police Dept.	23-154-AL-041	DWI Saturation Enforcement	\$4,416.00
St. Joseph Police Dept.	23-154-AL-042	Youth Alcohol Enforcement	\$46,320.00
St. Louis County Police Dept.	23-154-AL-106	Dedicated Impaired Driving Enforcement	\$112,353.75
St. Louis County Police Dept.	23-154-AL-107	DWI Saturation Enforcement	\$35,000.00
St. Peters Police Dept.	23-154-AL-108	DWI Saturation Enforcement	\$30,360.00
Sugar Creek Police Dept.	23-154-AL-043	Youth Alcohol Enforcement	\$2,997.00
Sullivan Police Dept.	23-154-AL-109	DWI Saturation Enforcement	\$8,000.00
Troy Police Dept.	23-154-AL-110	DWI Saturation Enforcement	\$6,000.00
University City Police Dept.	23-154-AL-111	DWI Saturation Enforcement	\$7,000.00
Vernon County Sheriff's Office	23-154-AL-080	DWI Saturation Enforcement	\$6,127.60
Washington Police Dept.	23-154-AL-088	Youth Alcohol Enforcement	\$4,000.00
Webster County Sheriff's Office	23-154-AL-096	DWI Saturation Enforcement	\$18,000.00
Webster County Sheriff's Office	23-154-AL-097	Youth Alcohol Enforcement	\$5,000.00
Webster Groves Police Dept.	23-154-AL-112	DWI Saturation Enforcement	\$9,250.00
Wentzville Police Dept.	23-154-AL-113	DWI Saturation Enforcement	\$12,500.00
Wentzville Police Dept.	23-154-AL-114	Youth Alcohol Enforcement	\$6,256.00
West Plains Police Dept.	23-154-AL-115	DWI Saturation Enforcement	\$3,864.00

Non-Enforcement

Agency	Project Number	Title	Award Amount	Result
American Bar Association Fund for Justice and Ed.	23-M5CS-03-001	Judicial Outreach Liaison Program	\$50,431.16	This project provided for the State Judicial Outreach Liaison (SJOL) to focus on impaired driving issues and to serve as a resource to other members of the judiciary, law enforcement officers, and other highway safety professionals. The SJOL program conducted 30 training programs, which were attended by a combined 1,500 multi-disciplinary professionals.
Council for Drug Free Youth Inc.	23-CP-09-001	Youth Led Drug Free Driving Campaign	\$14,400.00	This project funded Council for Drug Free Youth (CDFY) high school impaired driving programs and a media campaign about the dangers of drugged driving in central Missouri. This project provided funding for resource materials, program development fees, and travel.
Highway Safety and Traffic Division	23-154-AL-034	In-house Impaired Driving Project	\$20,000.00	This project provided for activities in the impaired driving program area including: development and printing costs of promotional materials; educational programs; or educational activities; assessments, etc. Funding was also available for conferences/trainings.
Highway Safety and Traffic Division	23-M5IDC-03-001	2023 405d Impaired Driving Coordination	\$85,000.00	Provided Salary for Highway Safety Office Impaired Driving Coordination
Highway Safety and Traffic Division	23-M5TR-03-005	Youth Impaired Program	\$20,000.00	Project was to fund three different underage impairment enforcement trainings throughout Missouri. However, due to lack of registrations, two of the three sessions were canceled. Due to declining interest this project will not be funded in future years; if an agency requests it we will work with the trainers to hold agency-specific training.
Highway Safety and Traffic Division	23-154-AL-047	Ignition Interlock Program Database	\$28,000.00	Ignition interlock database annual costs.
Highway Safety and Traffic Division	M5X-2023-03-00-00	THSD-Statewide 405b Low	\$2,496,500.00	This project was used to hold funds until funding was needed for specific sub-recipient agreements.
Highway Safety and Traffic Division	154AL-2023-AL-00-00	THSD-Statewide 405b Low	\$2,496,500.00	This project was used to hold funds until funding was needed for specific sub-recipient agreements.

Missouri Safety Center	23-154-AL-044	Enforcement - Drive Sober Campaign	\$463,347.35	<p>This funding is used to provide impaired driving enforcement funding to law enforcement agencies statewide during the Holiday DWI Enforcement Campaign, Spring Impaired Campaign & Drive Sober or Get Pulled Over DWI Enforcement Campaign.</p> <p>There were on average 87 agencies involved in each mobilization that reported enforcement statistics and 12,066 total man hours worked including 48 MIP (Minor In Possession), 35 Open Container violations, 2,081 DWI/DUI Arrests, 90,281 Traffic Stops, 43,927 Total Violations.</p>
Missouri Safety Center	23-M5TR-03-006	Law Enforcement Phlebotomy Program Pilot	\$64,415.18	<p>The primary objective of this project is to provide technical assistance to law enforcement agencies interested in participating in a law enforcement phlebotomy program by training 11 officers in the Arizona model of law enforcement phlebotomy. A total of 9 officers attend the training in Arizona to become qualified to be a law enforcement phlebotomist, with all 9 students passing all the requirements. Funding was also used to send 4 Phlebotomy Task Force Members to Arizona, with the students, to observe and assist, and the Moberly Area Community College staff that will be assisting with the creation of the Missouri curriculum.</p>
Missouri Safety Center	23-154-AL-031	Impaired Driving Countermeasures	\$397,781.64	<p>This project provided breath-alcohol instrument placement, maintenance and service across the state, technical training to law enforcement and others on breath-alcohol testing, SFST, and ignition interlock; as well as provide coordination, expert testimony and consultation to agencies across the state in the area of breath-alcohol testing, SFST and ignition interlock. Funds provided repairs/recalibrations to 82 agencies, placed 33 new breath alcohol testing units, placed 246 PBTs with agencies across the state, performed numerous trainings on the instruments, distributed 17,347 mouthpieces for the instruments across the state, conducted 98 calibration checks/verified proper operation, replaced 6 simulators, and loaned out 84 BA instruments.</p>

Missouri Safety Center	23-M5OT-03-001	Drug Impaired Driving & SFST	\$413,039.73	This project provided for statewide coordination of the Drug Recognition and Classification Program and the expert testimony and consultation to agencies across the state in the area of drug impaired driving recognition. Funds provided DRE training, certification and equipment for 21 new DRE candidates, recertified 51 DRE's, certified 1 new DRE Instructor and 14 new SFST Instructors, conducted updates of the statewide DRE-Tracking database, and provided prosecution consultation/testimony and provided guidance to DRE's across the state.
Missouri Safety Center	23-154-AL-045	Ignition Interlock Device Program	\$145,536.62	This project provided funding for the statewide IID device testing coordinator. The testing includes current and newly approved devices, and IID service center inspections. This project also included the purchase of a new Ford Explorer that is used for the IID device field testing.
Missouri Safety Center	23-M5HVE-03-048	Alcohol - Law Enforcement Liaison (LEL)	\$173,986.61	This project was used to provide funding for our Law Enforcement Liaisons to work with local agencies to encourage their participation in our various mobilizations and grant opportunities.
Missouri Southern State University	23-154-AL-032	DWI Enforcement Training	\$33,200.00	The primary objectives of alcohol enforcement training are to raise awareness of alcohol offenses improve recognition of alcohol related offenses, and enforcement of alcohol related offenses. Funding provided for two ARIDE classes, one DWI Enforcement Strategies for Small Department class, two DWI Crash Investigation class, two SFST Update classes, one BAC Trype III Operator classes, and two Effective Report Writing and Courtroom Testimony for the Patrol Officer classes. A total of 8 classes were held, reaching approximately 93 law enforcement officers.

MO Dept. of Revenue	23-M5OT-03-002	Appellate Counsel and DOR/LE Training	\$131,953.21	This project provided for 1 Appellate and Litigation Support Counsel (AC) in the General Counsel's Office, Transportation Section. The AC was assigned case files for intoxication-related license actions on appeal; work as Department liaison to the AG; a trainer for Department attorneys and provide litigation support to Transportation Section attorneys in the form of specialized trial briefs, case law summaries, and proposed findings of fact, conclusions of law, and judgments. Funding is also utilized to attend multiple trainings throughout the state and conduct their annual DOR Impaired Driving Seminar for Attorneys. Funding is also available for supplies that are used by DOR attorneys.
MO Dept. of Revenue	23-154-AL-046	Ignition Interlock Device Program	\$115,933.17	This project provided for 1 Management Analyst (MA) in the General Counsel's Office, Transportation Section. The MA processed petitions and stay orders served on the Department; prepared correspondence; monitored cases statewide; communicated with local court personnel; advised the Department's Drivers License Bureau upon disposition; compiled statistical data on all chemical refusal cases; promoted strict prosecution standards for repeat offenders and IID requirements; conducted extensive background checks; and served as IID Coordinator for the Department to monitor offenders required to maintain proof of installation of an IID for either LDP or license reinstatement.
MO Div. of Alcohol and Tobacco Control	23-M5TR-03-002	Alcohol Safety Awareness and Prevention	\$90,000.00	This project funded 84 ATC alcohol server trainings that trained 1,276 servers around the state and increased the ability of the Show-Me ID application to identify fake IDs. This project provided funding for educational materials, program development fees, equipment, travel expenses, and personnel.

MO Office of Prosecution Services	23-M5CS-03-002	Traffic Safety Resource Prosecutor	\$332,625.00	This project provided for Traffic Safety Resource Prosecutors (TSRP) to focus on impaired driving issues and to serve as a resource to other prosecutors and law enforcement officers. TSRP program conducted 67 training programs, which were attended by a combined 2,751 people. These trainings reached a minimum of 555 Missouri prosecutors, 2,091 Missouri law enforcement officer, and 129 other Missouri traffic safety advocates. The TSRP program provided technical assistance on approximately 227 requests from law enforcement and prosecuting attorneys and assisted on numerous case as a consultant or special prosecutor.
MO State Highway Patrol	23-154-AL-098	DWI Tracking System (DWITS)	\$3,950.00	This project provides seminars, tutorial CD's or flashdrives of the DWI Tracking System website.
MO State Highway Patrol	23-M5TR-03-007	Alcohol (BAC/DWI/DRE/SF ST) Grant	\$348,169.32	This project provided funding for tuition support, instructor development support and educational/equipment supplies and instructional materials to Missouri peace officers for law enforcement training related to traffic safety. Funding provided for 10 different alcohol-related schools, which allowed 203 students to attend these courses, and sent 3 officers to the DRE National Conference. Funding was also utilized to purchase a liquid chromatograph /mass spectrometry to increase the Crime Labs capabilities.
Mothers Against Drunk Driving	23-M5CS-03-003	Court Monitoring Grant	\$132,556.60	This project provided for the court monitoring program to track and monitor DWI offenses in specific, targeted counties in Missouri. Through data collected, by means of attending court hearings, as well as data mining on Missouri's Casenet system, any trends and/or breakdowns that occur throughout the judicial proceedings will be identified, analyzed and offered solutions. Top priority will be given to the counties that fall within the top 75% of the state's alcohol-related traffic fatalities and population, and that also have a conviction rate at or below 24% on Missouri State Highway Patrol arrests. MADD staff monitored 4,765 new cases with 2,032 cases being adjudicated.

Mothers Against Drunk Driving	23-TSP-14-002	MADD Power of Youth and Power of Parents	\$100,000.00	This project provided funding for the Power of You(th) and Power of Parents programs on the western and eastern sides of the state. MADD distributed 3,887 Power of You(th) materials and hosted 232 Power of You(th) presentations. This project covered personnel, resource materials, print materials, travel expenses, supplies and indirect costs.
REJIS	23-154-AL-033	BAIT/SFST Application Services	\$50,940.00	This project provided for the proactive maintenance and upkeep of the database to track the placement and status of breath alcohol instruments (BAIT) and SFST Instructors. Funds provided applications and network staff to support issue resolution and fix/support any problems experienced with the system, provided users with "how to" or best practice question resolution to assure maximum benefit, and provide support to meet needs for addressing operational needs through changes and improvements to the service and infrastructure.
REJIS	23-M5OT-03-003	DRE Application Services	\$50,940.00	This project provided for the proactive maintenance and upkeep of the DRE service by providing continued operational support for the DRE using the REJIS data center, operations and help desk staff. Funds provided applications and network staff to support issue resolution and fix/support any problems experienced with the system, provided users with "how to" or best practice question resolution to assure maximum benefit from the DRE service, and provide support to meet needs for addressing operational needs through changes and improvements to the service and infrastructure.
Safe and Sober, Inc.	23-M5TR-03-004	Safe & Sober	\$340,000.00	This project provided funding to support the Safe and Sober program in all high schools statewide. This project covered program development fees, resource materials, travel expenses, print materials, supplies and admin costs.

University of MO Curators	23-M5TR-03-003	SMART, CHEERS, DRIVE SAFE, DRIVE SMART	\$335,000.00	This project supported various programs within the SMART, CHEERS, DRIVE SAFE, DRIVE SMART project at and around several colleges throughout the state. There were 11,117 total users of SMART. 3 SMART live trainings, and 4 SMART virtual trainings were completed. 1 new CHEERS establishment was added to the program, totaling to 237 establishments utilizing the CHEERS program. This project covered personnel, support for the Meeting of The Minds Conf., travel expense, resource materials, and consultant services.
---------------------------	----------------	--	--------------	---

Motorcycle Safety				
Agency	Project Number	Title	Award Amount	Result
Highway Safety and Traffic Division	23-M11X-12-002	405f Motorcycle Training & Awareness	\$166,150.00	This project is for a statewide effort to improve Motorcycle programs. When needed, this account will be reduced to fund specific sub-recipient agreements.
Springfield Police Dept.	23-M11X-12-001	Civilian Motorcycle Safety Course	\$16,850.00	This project is for police officer motorcycle instructors to provide motorcycle training to current motorcycle endorsed civilians. Four courses were conducted during this FY.

Non-motorized (Pedestrians and Bicyclist)				
Agency	Project Number	Title	Award Amount	Result
City of Springfield - Public Works	23-PS-02-002	Promote & Manage Ped Safety Program	\$33,000.00	This project expanded and promoted the SafeAcross program developed by the City of Springfield with their FY22 grant. This program is a website and "tool box" designed for agencies and communities to understand, plan, and implement this program in their own communities. At least two communities in MO showed interest in adopting the program.
Highway Safety and Traffic Division	23-PS-02-001	Pedestrian Safety Program	\$15,000.00	This funding was to be used to help facilitate communities wishing to implement a pedestrian safety program, such as SafeAcross. However, the funding did not get distributed as no communities presented a plan to implement such programs.

Meramec Regional Planning Commission	23-PS-02-003	Expanded MRPC Pedestrian Safety Program	\$27,360.39	The MRPC continued to share their elementary aged bicycle and pedestrian safety program. They made 14 presentations and educational events to their school community to speak on the importance of safe walking and bicycling. They also attended 15 health and back-to-school fairs throughout the grant cycle to provide education on these topics. They estimate to have reached approximately 3,163 students during the grant period.
--------------------------------------	--------------	---	-------------	---

Occupant Protection (Adult and Child Passenger Safety)

Enforcement - 405b Group

Agency	Project Number	Title	Award Amount	Result
Arnold Police Dept.	23-M2HVE-05-008	Occupant Protection Enforcement	\$13,000.00	
Ballwin Police Dept.	23-M2HVE-05-018	Occupant Protection Enforcement	\$3,500.00	
Calverton Park Police Dept.	23-M2HVE-05-009	Occupant Protection Enforcement	\$2,880.00	
Cape Girardeau County Sheriff's Office	23-M2HVE-05-012	Occupant Protection Enforcement	\$3,500.00	
Clay County Sheriff's Office	23-M2HVE-05-001	Occupant Protection Enforcement	\$9,000.00	
Creve Coeur Police Dept.	23-M2HVE-05-013	Occupant Protection Enforcement	\$3,000.00	
Dexter Police Dept.	23-M2HVE-05-014	Occupant Protection Enforcement	\$10,000.00	
Eureka Police Dept.	23-M2HVE-05-015	Occupant Protection Enforcement	\$6,500.00	
Florissant Police Dept.	23-M2HVE-05-016	Occupant Protection Enforcement	\$7,500.00	
Grandview Police Dept.	23-M2HVE-05-002	Occupant Protection Enforcement	\$14,000.00	

Hazelwood Police Dept.	23-M2HVE-05-019	Occupant Protection Enforcement	\$13,000.00
Independence Police Dept.	23-M2HVE-05-003	Occupant Protection Enforcement	\$73,000.00
Jackson Police Dept.	23-M2HVE-05-020	Occupant Protection Enforcement	\$6,125.00
Jefferson County Sheriff's Office	23-M2HVE-05-021	Occupant Protection Enforcement	\$28,000.00
Kansas City MO Board of Police Commissioners	23-M2HVE-05-004	Occupant Protection Enforcement	\$24,000.00
Kirkwood Police Dept.	23-M2HVE-05-022	Occupant Protection Enforcement	\$11,000.00
Lake St. Louis Police Dept.	23-M2HVE-05-023	Occupant Protection Enforcement	\$4,000.00
Linn Police Dept.	23-M2HVE-05-010	Occupant Protection Enforcement	\$2,500.00
Manchester Police Dept.	23-M2HVE-05-024	Occupant Protection Enforcement	\$7,000.00
Maryland Heights Police Dept.	23-M2HVE-05-025	Occupant Protection Enforcement	\$5,750.00
MO State Highway Patrol	23-M2HVE-05-011	Occupant Protection Enforcement	\$122,100.00
Pettis County Sheriff's Office	23-M2HVE-05-006	Occupant Protection Enforcement	\$7,500.00
Pevely Police Dept.	23-M2HVE-05-026	Occupant Protection Enforcement	\$4,000.00
Platte County Sheriff's Office	23-M2HVE-05-007	Occupant Protection Enforcement	\$7,200.00
Rogersville Police Dept.	23-M2HVE-05-017	Occupant Protection Enforcement	\$3,800.00
St. Charles City Police Dept.	23-M2HVE-05-027	Occupant Protection Enforcement	\$6,000.00
St. Louis County Police Dept.	23-M2HVE-05-028	Occupant Protection Enforcement	\$40,000.00
Webster Groves Police Dept.	23-M2HVE-05-029	Occupant Protection Enforcement	\$17,000.00

Linn Police- 23-M2HVE-05-010- Due to change in Chief, they did not utilize their awarded funding.

Citations

SeatBelts
3,040

Child Passenger Safety
96

Warnings

Seatbelts
731

Child Passenger Safety
9

Total Violations
10,406

Total Stops
13,524

Number of Hours Worked
6,296

Wentzville Police Dept.	23-M2HVE-05-030	Occupant Protection Enforcement	\$9,000.00
-------------------------	-----------------	---------------------------------	------------

Non-Enforcement

Agency	Project Number	Title	Award Amount	Result
Charlie's House	23-CP-09-009	Vehicle Occupant Safety Initiative	\$33,930.00	This project funded the Childproof Your Ride Occupant Safety Initiative. This program focused on education and awareness of hot car incidents, entrapment incidents, and frontover/backover incidents. A total of 366 individuals participated in the in-service program and over 2,700 individuals visited the website and viewed the material there.
Children's Mercy Hospital	23-CR-05-003	Safe Travel for Children (STAC)	\$66,718.00	This project allowed the hospital to perform car seat safety checks, provide trainings and information to caregivers, and provide car seats for children with complex medical needs.
Children's Mercy Hospital	23-CR-05-004	Improving OP of Children in Ambulances	\$72,285.00	This project allowed the hospital to establish or expand child passenger safety programs among EMS workers. During the grant period, the hospital was able to increase the number of CPSTs among EMS workers, develop ambulance specific training materials and guides, and distribute ambulance specific child restraints.
DCCCA	23-CP-09-010	Boosters to Belts	\$50,211.82	This funding was used to promote the Boosters to Belts Program to several counties in the Kansas City and surrounding areas. This program uses high school student volunteers to promote using proper booster seats and seat belts to younger children. During the grant period, 40 schools signed up for the program, with an approximate 6,431 students impacted. The organization also began managing and promoting MoDOT's Smart Riders program, which provides safety education to elementary-aged children.
Highway Safety and Traffic Division	23-CR-05-001	CPS Program Training & Activities Admin.	\$80,000.00	This project provided reimbursement for CPS training expenses to include Instructor fees, conference rooms, conferences meals, hotels, meals and mileage for CPS Instructors to train new CPS Technicians in the State of Missouri as well as to recertify CPS techs. statewide. This project was also used to purchase tablets to give to CPS liaison's and coalition members interested in using the online CPS check form.

Highway Safety and Traffic Division	23-CR-05-002	402 Car Seat Distribution	\$110,000.00	A supply of child safety seats were provided to Inspection Stations registered with NHTSA that are actively participating in the CPS Program, who have at least one CPS Technician on site and provide education about the proper installation of child safety seats to parents and/or care givers.
Highway Safety and Traffic Division	23-M2CSS-05-001	405b Car Seat Distribution	\$50,000.00	Inspection Stations registered with NHTSA that are actively participating in the CPS Program, who have at least one CPS Technician on site and provide education about the proper installation of child safety seats to parents and/or care givers.
Highway Safety and Traffic Division	23-M2CPS-05-001	2023 405b Low CPS Coordination	\$65,000.00	Project covered salary & benefits for the Child Passenger Safety Coordinator. Some salary also charged to P&A when not performing CPS duties. Position vacant for several months.
Highway Safety and Traffic Division	M2X-2023-05-00-00	THSD-Statewide 405b Low	\$2,496,500.00	This project was used to hold funds until funding was needed for specific sub-recipient agreements.
Mercy Hospital	23-CP-09-011	CPS-Pedestrian-Teen Distracted Driving	\$33,995.00	The funding from this grant allowed the hospital to facilitate car seat safety checks, provide training to 5,844 parents, caregivers, and children, distribute 206 car seats, disperse CPS education, and provide training for CPSTs. The project funded banners and storybooks for high schools to remind students about the danger of distracted driving. The project was also able to provide educational sessions to pedestrians and drivers about pedestrian safety.
Missouri Parents As Teachers Association MOPATA	23-CP-09-012	Driving Safe Awareness Program	\$64,391.00	The funding from this grant allowed the organization to create a "Modeling Behaviors: Distracted Driving and Car Seat Safety" presentation and associated toolkit, which the organization, along with MSHP, presented all through the state. The organization was also able to get several parent educators training to become CPSTs who were able to perform home visits to provide car seat safety checks and information.
Missouri Safety Center	23-M2HVE-05-005	Survey-Teen (High School) Safety Belt	\$70,045.67	This contract was used to provide funding to conduct the Teen (High School) safety belt survey. A total of 30,746 observations were collected at 150 high schools. This project includes funding for the management to oversee the work, train the surveyors, and expenses to pay the surveyors time and expense to conduct the annual survey.

Missouri Safety Center	23-PT-02-157	Statewide Safety Belt Survey	\$227,173.02	This contract was used to provide funding to complete the statewide safety belt survey. This includes the management to oversee the work, train the surveyors, and expenses to pay the surveyors time and expense to conduct the annual survey.
Missouri Safety Center	23-M2HVE-05-031	Enforcement-Occupant Protection Campaign	\$199,206.79	This contract was used to provide funding for agencies to increase enforcement of the Seat Belt and Child Passenger Seat laws throughout the state during specific mobilizations dates
Perry County Health Department	23-CR-05-005	FY23 CPS Car seat Safety Program	\$9,182.18	This funding was used to ensure that the CPSTs in the organization were re-certified and to begin the process of having one employee become a CPSTI. The organization also used the funding to perform car seat safety checks and schedule several car seat safety check events where education was also promoted.
Safety & Health Council of Western MO KS	23-CR-05-006	child passenger safety	\$82,850.00	This project provided reimbursement for CPS training expenses to include Instructor fees, conference rooms, conferences meals, hotels, meals and mileage for CPS Instructors to train new CPS Technicians in the State of Missouri. It also provided reimbursement for supplies needed to complete CPS Tech. classes. The CPS Tech classes created 202 new CPSTs.

Older Driver				
Agency	Project Number	Title	Award Amount	Result
Highway Safety and Traffic Division	23-DE-02-003	In-House Project for Mature Driver Prog.	\$10,000.00	Development and printing costs of promotional materials, which includes the Fit to Drive Book; educational programs; travel expenses for speaking engagements or conferences; supplies for training programs or educational activities; etc. to increase awareness of safe driving habits among Missouri drivers over the age of 65.
University of MO Curators	23-DE-02-002	Keep Your Keys	\$64,000.00	This project provided education to the older driver, specifically, those with impairments to vision, cognition or movement in an effort to decrease the number of injuries and fatalities each year. During the grant period, there were 83 presentations throughout the state. Additionally, there was 10 facilitators trained to present the material throughout the state.

Washington University in St. Louis	23-DL-02-001	Sharing Knowledge: Older Drivers	\$150,000.00	This project provided funding for research regarding the reclassification of medications for older drivers and individuals with dementia. Researchers reviewed patient charts to study the individuals diagnoses and determine their relation to the driving outcomes. Funding was also utilized to educate physicians on fitness to drive and update online tools for clinicians.
------------------------------------	--------------	----------------------------------	--------------	--

Planning & Administration

Agency	Project Number	Title	Award Amount	Result
Highway Safety and Traffic Division	23-PA-02-001	2023 Planning & Administration	\$200,000.00	Provided non-program specific Highway Safety Office Salary, supplies and expenses.

Railroad Safety

Agency	Project Number	Title	Award Amount	Result
Missouri Operation Lifesaver	23-RH-02-001	Missouri Operation Lifesaver	\$15,000.00	This project conducted safety presentations, Positive Enforcement Efforts, Officer on the Train programs, and Grade Crossing Collision Investigation courses across Missouri. This project also included production support of a media campaign.

Roadway Safety/Traffic Engineering

Agency	Project Number	Title	Award Amount	Result
Doolittle Rural Fire Protection District	23-EM-02-001	MVC Response	\$36,178.00	Project provided for the purchase of crash extrication equipment and training for firefighters/first responders on using the equipment and how to extricate crash victims.
Highway Safety and Traffic Division	23-CP-09-013	2023 Show Me Zero Coordinator	\$118,000.00	Provided salary for Highway Safety Office SMZ Coordination
Highway Safety and Traffic Division	23-RS-11-002	Traffic Engineering Assistance Program	\$90,000.00	TEAP provided assistance to seven cities and two counties in Missouri to retain traffic safety engineering consultant services to design safer roadways for all users.

Jefferson City Fire Department	23-EM-02-004	Highway Safety / Commercial & POV Rescue	\$21,937.00	This project provided funding for training on newly acquired equipment, Paratech Airbags. Funding was also utilized to purchase equipment, 2 Paratech Airbags, to be utilized to stabilize vehicles, lift/shift loads, and assist with patient access at a vehicle crash, which plays a significant role in the patient's outcome.
The Highway K Volunteer Fire Dept.	23-EM-02-002	Firefighter Highway Safety Equipment	\$7,960.00	Project allowed for the purchase of reflective safety equipment, cones, etc and for TIMS training for the first responders.
University of MO Curators	23-RS-11-001	2023 Highway Safety & Traffic Conference	\$20,000.00	Project paid for two speakers for their fees, plus lodging for nine speakers at the 2023 Highway Safety & Traffic Conference. This project is to cover costs that go over the amount brought in by conference registration fees, which cover most of the conference costs.
University of MO Curators	23-EM-02-005	Highway Emergency Response Training FY23	\$78,750.00	This project provided funding to improve the safety of Missouri first responders traveling to and returning from incidents, and improve the safety and survival outcomes for citizens involved in serious highway crashes and emergencies. Funding was utilized to deliver 31 classes that trained 658 emergency first responders.
Vienna Fire Protection District	23-EM-02-003	Vienna Fire Highway Safety Initiative	\$37,490.00	Project assisted the Vienna FPD in acquiring crash extrication equipment as well as hands-on training on how to use the devices.

School Bus Safety

Agency	Project Number	Title	Award Amount	Result
Missouri School Boards' Association	23-SB-09-001	Take 1 for Zero	\$63,995.14	MSBA's Center for Education Safety partnered with several public and private organizations to bring attention to school bus stop arm violations

Speed Management

Enforcement - 402 Group

Agency	Project Number	Title	Award Amount	Result
Arnold Police Dept.	23-PT-02-065	HMV Enforcement	\$14,000.00	
Ballwin Police Dept.	23-PT-02-104	HMV Enforcement	\$8,600.00	

Belton Police Dept.	23-PT-02-001	HMV Enforcement	\$13,350.00
Blue Springs Police Dept.	23-PT-02-002	HMV Enforcement	\$10,000.00
Bolivar Police Dept.	23-PT-02-017	HMV Enforcement	\$9,700.00
Boone County Sheriff's Office	23-PT-02-018	HMV Enforcement	\$21,000.00
Boone County Sheriff's Office	23-PT-02-019	Dedicated HMV Enforcement	\$94,150.00
Bourbon Police Dept.	23-PT-02-020	HMV Enforcement	\$3,000.00
Branson Police Dept.	23-PT-02-021	HMV Enforcement	\$5,250.00
Buchanan County Sheriff's Dept.	23-PT-02-003	HMV Enforcement	\$21,536.00
Buckner Police Dept.	23-PT-02-004	HMV Enforcement	\$6,950.00
Buffalo Police Dept.	23-PT-02-022	HMV Enforcement	\$6,467.00
Byrnes Mill Police Dept.	23-PT-02-066	HMV Enforcement	\$3,600.00
Callaway County Sheriff's Office	23-PT-02-023	HMV Enforcement	\$8,000.00
Calverton Park Police Dept.	23-PT-02-067	HMV Enforcement	\$4,700.00
Camden County Sheriff's Office	23-PT-02-024	HMV Enforcement	\$3,600.00
Cameron Police Dept.	23-PT-02-005	HMV Enforcement	\$15,000.00
Cape Girardeau Police Dept.	23-PT-02-072	HMV Enforcement	\$11,000.00
Cartersville Police Dept.	23-PT-02-025	HMV Enforcement	\$7,850.00
Cass County Sheriff's Office	23-PT-02-006	HMV Enforcement	\$15,634.00
Chesterfield Police Dept.	23-PT-02-073	HMV Enforcement	\$12,850.00
Chillicothe Police Dept.	23-PT-02-007	HMV Enforcement	\$19,010.00
Christian County Sheriff's Office	23-PT-02-026	HMV Enforcement	\$20,975.24
City of St. Louis Police Division	23-PT-02-074	HMV Enforcement	\$130,000.00
Clark County Sheriff's Office	23-PT-02-075	HMV Enforcement	\$2,000.00
Clay County Sheriff's Office	23-PT-02-008	HMV Enforcement	\$13,250.00
Clayton Police Dept.	23-PT-02-076	HMV Enforcement	\$7,620.00
Cole County Sheriff's Dept.	23-PT-02-027	HMV Enforcement	\$5,022.12

Columbia Police Dept.	23-PT-02-028	Dedicated HMV Enforcement	\$48,827.60
Columbia Police Dept.	23-PT-02-029	HMV Enforcement	\$12,200.00
Crawford County Sheriff's Dept.	23-PT-02-030	HMV Enforcement	\$22,600.00
Crestwood Police Dept.	23-PT-02-077	HMV Enforcement	\$5,000.00
Creve Coeur Police Dept.	23-PT-02-078	HMV Enforcement	\$5,800.00
Crystal City Police Dept.	23-PT-02-079	HMV Enforcement	\$12,000.00
Des Peres Dept. of Public Safety	23-PT-02-080	HMV Enforcement	\$7,080.00
Dexter Police Dept.	23-PT-02-081	HMV Enforcement	\$10,024.00
Douglas County Sheriff's Office	23-PT-02-082	HMV Enforcement	\$7,400.00
Ellisville Police Dept.	23-PT-02-083	HMV Enforcement	\$6,250.00
Eureka Police Dept.	23-PT-02-159	HMV Enforcement	\$13,000.00
Excelsior Springs Police Dept.	23-PT-02-009	HMV Enforcement	\$6,000.00
Fair Grove Police Dept.	23-PT-02-031	HMV Enforcement	\$6,424.95
Farmington Police Dept.	23-PT-02-084	HMV Enforcement	\$8,000.00
Festus Police Dept.	23-PT-02-085	HMV Enforcement	\$22,000.00
Florissant Police Dept.	23-PT-02-086	HMV Enforcement	\$16,000.00
Franklin County Sheriff's Office	23-PT-02-032	HMV Enforcement	\$44,650.00
Fredericktown Police Dept.	23-PT-02-101	HMV Enforcement	\$4,000.00
Gasconade County Sheriff's Office	23-PT-02-060	Click it or Ticket	\$11,500.00
Gladstone Dept. of Public Safety	23-PT-02-010	HMV Enforcement	\$11,700.00
Glendale Police Dept.	23-PT-02-102	HMV Enforcement	\$3,700.00
Grandview Police Dept.	23-PT-02-011	HMV Enforcement	\$18,000.00
Greene County Sheriff's Office	23-PT-02-038	Dedicated HMV Enforcement	\$101,347.22
Greene County Sheriff's Office	23-PT-02-039	HMV Enforcement	\$104,250.00
Hazelwood Police Dept.	23-PT-02-103	HMV Enforcement	\$57,500.00
Henry County Sheriff's Office	23-PT-02-040	HMV Enforcement	\$30,000.00

Highway Safety and Traffic Division	23-PT-02-041	Hazardous Moving Violation	\$125,000.00
Houston Police Dept.	23-PT-02-112	HMV Enforcement	\$6,500.00
Howell County Sheriff's Dept.	23-PT-02-114	HMV Enforcement	\$7,595.00
Independence Police Dept.	23-PT-02-013	HMV Enforcement	\$347,000.00
Jackson County Sheriff's Office	23-PT-02-014	HMV Enforcement	\$23,600.00
Jackson Police Dept.	23-PT-02-115	HMV Enforcement	\$11,034.00
Jasper County Sheriff's Office	23-PT-02-061	HMV Enforcement	\$9,200.00
Jefferson City Police Dept.	23-PT-02-062	HMV Enforcement	\$26,287.36
Jefferson County Sheriff's Office	23-PT-02-116	HMV Enforcement	\$182,000.00
Johnson County Sheriff's Dept.	23-PT-02-015	HMV Enforcement	\$9,250.00
Joplin Police Dept.	23-PT-02-063	HMV Enforcement	\$12,700.00
Kansas City MO Board of Police Commissioners	23-PT-02-016	HMV Enforcement	\$270,255.00
Kearney Police Dept.	23-PT-02-042	HMV Enforcement	\$6,700.00
Kennett Police Dept.	23-PT-02-117	HMV Enforcement	\$5,000.00
Kirkwood Police Dept.	23-PT-02-119	HMV Enforcement	\$12,000.00
Lake St. Louis Police Dept.	23-PT-02-121	HMV Enforcement	\$7,500.00
Lawrence County Sheriff's Dept.	23-PT-02-064	HMV Enforcement	\$10,742.00
Lee's Summit Police Dept.	23-PT-02-043	HMV Enforcement	\$55,385.00
Liberty Police Dept.	23-PT-02-044	HMV Enforcement	\$13,700.00
Licking Police Dept.	23-PT-02-122	HMV Enforcement	\$5,000.00
Lincoln County Sheriff's Office	23-PT-02-123	HMV Enforcement	\$12,000.00
Linn Police Dept.	23-PT-02-068	HMV Enforcement	\$11,844.00
Livingston County Sheriff's Dept.	23-PT-02-045	HMV Enforcement	\$13,698.00
Macon Police Dept.	23-PT-02-124	HMV Enforcement	\$6,500.00
Malden Police Dept.	23-PT-02-125	HMV Enforcement	\$3,500.00
Manchester Police Dept.	23-PT-02-126	HMV Enforcement	\$8,700.00

Buckner PD 23-PT-02-004 Contract was voided on 12/20/22 after multiple attempts to contact agency AO & PD. Linn Police Dept- 23-PT-02-068- Due to change in Chief, they did not utilize their awarded funding. Pulaski County Sheriff's Office- 23-PT-02-096- No volunteers to work project. Sunrise Beach Police Dept. - 23-PT-02-110-Due to lack of staffing, no one to work project.

Citations

Speeding
30,922

C&I
214

Warnings

Speeding
20,945

C&I
326

Total HMV Violations
36,068

Maries County Sheriff's Dept.	23-PT-02-069	HMV Enforcement	\$5,300.00
Marshall Police Dept.	23-PT-02-046	HMV Enforcement	\$12,660.00
Maryland Heights Police Dept.	23-PT-02-127	HMV Enforcement	\$8,625.00
MO State Highway Patrol	23-PT-02-070	HMV Enforcement - Aircraft	\$126,500.00
MO State Highway Patrol	23-PT-02-071	HMV Enforcement	\$203,000.00
Nevada Police Dept.	23-PT-02-087	HMV Enforcement	\$9,647.00
Newton County Sheriff's Office	23-PT-02-088	HMV Enforcement	\$14,040.00
Nixa Police Dept.	23-PT-02-089	HMV Enforcement	\$4,350.00
Oak Grove Police Dept.	23-PT-02-047	HMV Enforcement	\$10,200.00
O'Fallon Police Dept.	23-PT-02-131	HMV Enforcement	\$25,000.00
Olivette Police Dept.	23-PT-02-132	HMV Enforcement	\$9,288.00
Oronogo Police Department	23-PT-02-090	HMV Enforcement	\$6,000.00
Osage Beach Police Department	23-PT-02-091	HMV Enforcement	\$7,817.60
Osage County Sheriff's Office	23-PT-02-092	HMV Enforcement	\$11,269.80
Overland Police Dept.	23-PT-02-133	HMV Enforcement	\$8,000.00
Ozark Police Dept.	23-PT-02-093	HMV Enforcement	\$3,600.00
Palmyra Police Dept.	23-PT-02-134	HMV Enforcement	\$5,000.00
Pettis County Sheriff's Office	23-PT-02-048	HMV Enforcement	\$6,700.00
Pevely Police Dept.	23-PT-02-135	HMV Enforcement	\$9,000.00
Phelps County Sheriff's Dept.	23-PT-02-094	HMV Enforcement	\$8,000.00
Platte County Sheriff's Office	23-PT-02-049	Dedicated HMV Enforcement	\$72,658.50
Platte County Sheriff's Office	23-PT-02-050	HMV Enforcement	\$60,976.00
Pleasant Hill Police Dept.	23-PT-02-051	HMV Enforcement	\$4,032.96
Pleasant Valley Police Dept	23-PT-02-052	HMV Enforcement	\$7,156.00
Potosi Police Dept.	23-PT-02-095	HMV Enforcement	\$9,500.00
Pulaski County Sheriff's Office	23-PT-02-096	HMV Enforcement	\$4,000.00

Total HMV Warnings
34,668

Total Hours Worked
47,371

Raymore Police Dept.	23-PT-02-053	HMV Enforcement	\$6,000.00
Raytown Police Dept.	23-PT-02-054	HMV Enforcement	\$3,850.00
Republic Police Dept.	23-PT-02-097	HMV Enforcement	\$4,500.00
Richmond Heights Police Dept.	23-PT-02-136	HMV Enforcement	\$10,176.00
Ripley County Sheriff's Dept.	23-PT-02-137	HMV Enforcement	\$7,700.00
Rock Hill Police Dept.	23-PT-02-138	HMV Enforcement	\$6,015.00
Rogersville Police Dept.	23-PT-02-098	HMV Enforcement	\$5,400.00
Rolla Police Dept.	23-PT-02-099	HMV Enforcement	\$15,000.00
Sedalia Police Dept.	23-PT-02-055	HMV Enforcement	\$25,380.00
Shrewsbury Police Dept.	23-PT-02-139	HMV Enforcement	\$8,050.00
Smithville Police Dept.	23-PT-02-056	HMV Enforcement	\$3,476.00
Sparta Police Dept.	23-PT-02-100	HMV Enforcement	\$4,500.00
Springfield Police Dept.	23-PT-02-105	Pedestrian HMV Enforcement	\$21,120.00
Springfield Police Dept.	23-PT-02-106	HMV Enforcement	\$110,690.00
St. Charles City Police Dept.	23-PT-02-140	HMV Enforcement	\$19,000.00
St. Charles County Police Department	23-PT-02-141	HMV Enforcement	\$7,500.00
St. Clair Police Dept.	23-PT-02-142	HMV Enforcement	\$10,050.00
St. John Police Dept.	23-PT-02-143	HMV Enforcement	\$7,090.00
St. Joseph Police Dept.	23-PT-02-057	HMV Enforcement	\$14,000.00
St. Louis County Police Dept.	23-PT-02-144	Dedicated HMV Enforcement	\$559,961.39
St. Peters Police Dept.	23-PT-02-145	HMV Enforcement	\$26,000.58
St. Robert Police Dept.	23-PT-02-107	HMV Enforcement	\$4,000.00
Steelville Police Dept.	23-PT-02-108	HMV Enforcement	\$9,576.00
Stone County Sheriff's Office	23-PT-02-109	HMV Enforcement	\$6,000.00
Sugar Creek Police Dept.	23-PT-02-058	HMV Enforcement	\$3,000.00
Sullivan Police Dept.	23-PT-02-146	HMV Enforcement	\$10,000.00

Sunrise Beach Police Dept.	23-PT-02-110	HMV Enforcement	\$3,000.00
Taney County Sheriff's Office	23-PT-02-111	HMV Enforcement	\$5,000.00
Town & Country Police Dept.	23-PT-02-147	HMV Enforcement	\$15,000.00
Troy Police Dept.	23-PT-02-148	HMV Enforcement	\$8,640.00
Union Police Dept.	23-PT-02-149	HMV Enforcement	\$3,700.00
University City Police Dept.	23-PT-02-150	HMV Enforcement	\$7,500.00
University of Central Missouri DPS	23-PT-02-059	HMV Enforcement	\$4,800.00
Vernon County Sheriff's Office	23-PT-02-113	HMV Enforcement	\$13,905.40
Vinita Park (City of Vinita Park)	23-PT-02-151	HMV Enforcement	\$8,000.00
Washington Police Dept.	23-PT-02-118	HMV Enforcement	\$7,700.00
Wayne County Sheriff's Office	23-PT-02-152	HMV Enforcement	\$14,995.00
Waynesville Police Dept.	23-PT-02-120	HMV Enforcement	\$10,478.00
Webb City Police Dept.	23-PT-02-128	HMV Enforcement	\$54,134.39
Webster County Sheriff's Office	23-PT-02-129	HMV Enforcement	\$11,000.00
Webster Groves Police Dept.	23-PT-02-153	HMV Enforcement	\$9,800.00
Wentzville Police Dept.	23-PT-02-154	HMV Enforcement	\$11,700.00
West Plains Police Dept.	23-PT-02-155	HMV Enforcement	\$15,420.00

Non-Enforcement				
Agency	Project Number	Title	Award Amount	Result
Highway Safety and Traffic Division	23-PT-02-158	2023 PTS Coordination	\$300,000.00	Project provided for payroll for three law enforcement program coordinators. One position was vacant for two months resulting in not all funding expended.
Highway Safety and Traffic Division	23-PT-02-037	2023 LETSAC Conference	\$95,000.00	This project is used to fund the annual LETSAC training conference, which includes speakers for the conference, hotel expense, AV expenses, snacks/breaks and lunches for delegates only, and other miscellaneous expenses. There were 244 delegates in attendance and 23 classes held during the conference.

Highway Safety and Traffic Division	23-PA-02-002	2023 402 Operations	\$122,000.00	Project provided various services including TOPS training, dedicated enforcement workshop, travel costs for Highway Safety Staff and external partners, public opinion survey, Accusensus seat belt survey validation, and Occupant Protection Assessment
Highway Safety and Traffic Division	PT-2023-02-00-00	THSD-Statewide 405b Low	\$2,496,500.00	This project was used to hold funds until funding was needed for specific sub-recipient agreements.
Missouri Safety Center	23-PT-02-033	Police Driving	\$14,651.04	This project provided funding for Emergency Vehicle Operations training for law enforcement officers in Missouri, which provided valuable information to enhance services and skills to promote driving safety in the field. The program provided for 16-hour basic police driver courses and 8-hour police driving refresher courses. There was 1 basic police driving course held, with a total of 6 students in attendance. Also, there were 4 police driving refresher courses held, with 27 students in attendance.
Missouri Safety Center	23-DE-02-001	Driver Instructor	\$11,952.90	This project provided funding for students, selected from law enforcement departments throughout the state, to educate the students on how to teach driver training curricula to be utilized by other agencies in the state to train their own officers on driving safety. There were a total of 12 law enforcement officers that attended the course.
Missouri Safety Center	23-PT-02-156	HMV, OP & Speed LE Liaison (LEL)	\$84,114.52	This project was used to provide funding for our Law Enforcement Liaisons to work with local agencies to encourage their participation in our various mobilizations and grant opportunities.
Missouri Safety Center	23-PT-02-130	Driver Improvement Program - DIP	\$63,376.96	Managed all DIP approved providers and instructors, performed compliance audits, maintained an up-to-date list of approved program providers and surveyed all approved providers. The number of permanent site providers decreased to 17 in 2023. The number of on-line providers increased to 22 in 2023.

Missouri Southern State University	23-PT-02-034	Law Enforcement Training	\$31,500.00	The primary objectives of traffic enforcement training are to raise awareness of traffic safety, improve recognition of traffic-related offenses, execution of highway safety operations and enforcement of traffic-related offenses. Funding provided for two Beyond the Ticket classes, one High Risk Vehicle Stops class, two Missouri Motor Vehicle Law classes, two Vehicle Search and Seizure classes, three Marijuana Minutes class, and one Emergency Vehicle Operations class. A total of 10 classes were held, reaching approximately 181 law enforcement officers.
MO State Highway Patrol	23-AI-04-002	Accident Investigation Grant	\$74,127.20	This project provided funding for tuition support, instructor development support and educational/equipment supplies and instructional materials to Missouri peace officers for law enforcement training related to traffic safety. Funding assisted in providing for 10 different crash investigation schools, allowing 82 students to attend these schools.
MO State Highway Patrol	23-PT-02-035	Skill Development	\$25,000.00	This project was a critical part of the Patrol's ongoing commitment to address traffic safety issues using information from relevant, current and ongoing specialized training and conferences. Troopers and/or Patrol employees were able to attend conferences such as LETSAC, IACP Conferences, and Lifesavers, among others.
MO State Highway Patrol	23-PT-02-036	Radar/EVOC/Instr Dev/Equip & Materials	\$62,694.08	This project provided funding for tuition support, instructor development support and educational/equipment supplies and instructional materials to Missouri peace officers for law enforcement training related to traffic safety. Funding assisted in providing for 10 different Radar and EVOC schools, allowing 113 students to attend these schools. Funds were also used to purchase reflective vests for the recruit class.

Traffic Records				
Grouped				
Agency	Project Number	Title	Award Amount	Result
23-M3DA-04-001	Cabool Police Dept.	In Vehicle MDT	\$18,649.00	Funds used to purchase and install E-Citation Equipment Computers 7 Printers 40. Driver License Scanners 40
23-M3DA-04-002	City of St. Louis Poli	& Ticket Printers	\$11,289.51	
23-M3DA-04-003	Independence Polic	Police E-Ticketing	\$49,784.00	
23-M3DA-04-004	Linn Police Dept.	Project	\$5,503.00	

23-M3DA-04-010	Warrenton Police D	Printer	\$2,216.00	*Due to change in Chief, the Linn Police Dept. did not utilize funding for their E-Citation project.
23-M3DA-04-011	Webster Groves Pol	Mobile Data Terminal Request	\$6,950.84	

Non-Grouped

Agency	Project Number	Title	Award Amount	Result
Highway Safety and Traffic Division	M3DA-2023-04-00-00	THSD-Statewide 405b Low	\$2,496,500.00	This project was used to hold funds until funding was needed for specific sub-recipient agreements.
MO Dept. of Health and Senior Services	23-M3DA-04-005	EMS NEMSIS 3 Sustainability	\$95,902.76	Beginning in early 2023, BEMS began to implement a plan to transition to the new Image Trend Elite version that is NEMSIS 3.5 compliant. NEMSIS will not longer accept version 3.4 data beginning January 1, 2024., As of October 24, 2023, the majority of the above referenced implementation has been completed and a slow roll out to the field EMS agencies has begun. The target date to have all Missouri EMS agencies transitioned to Image Trend Elite version 3.5 is November 15, 2023. All Missouri EMS agencies may continue to enter their patient care reports (PCRs) directly into the state system at no cost or they may use a third-part software application to enter the information, which is then submitted to the state system and ultimately transmitted to NEMSIS.
MO State Highway Patrol	23-M3DA-04-006	STARS and FARS Support	\$12,867.40	Funds were not expended on this project due to contracted computer consultant focusing on priority milestones pertaining to the STARS revision for the 2024 Missouri Uniform Crash Report.
MO State Highway Patrol	23-M3DA-04-012	Statewide Traffic Accident Records Sys.	\$338,183.00	The total number of crash reports encoded or processed into STARS was 152,264. A total of 1,030 overtime hours were expended processing 13,002 crash reports. 300 Coroner kits were distributed. With the planned deployment of MOCARS on January 1, 2024, there is an anticipated backlog.
Office of State Courts Administrator	23-M3DA-04-007	JIS/Show-Me Courts Reporting	\$162,610.30	During the grant period, management analysts monitored 115 State Courts and 637 municipal divisions using the statewide case management system.

Office of State Courts Administrator	23-M3DA-04-008	Support and Training of Show- Me Courts	\$240,915.45	<p>Results/Outcome based on established goals: Education and Training that has been completed: • Created or updated 13 SMC eLearning courses • Continuously updated curriculum and materials for SMC regional training and the new blended learning approach training plan as new functionality was deployed or changes were made to SMC • Created classroom curriculum for instructor led SMC Accounting training • Conducted 4 SMC regional training sessions for municipal division court staff • Conducted 32 webinars for municipal division court staff using a blended learning approach • Continuously updated curriculum and materials for eLearning courses used to train SMC • Assisted with integrating SMC into regular case processing classes Court services management analyst</p> <p>Implementation tasks completed: • Assisted municipal division clerks and judges by answering 444 calls related to SMC • Provided training assistance for case processing questions to assist the education management analyst with development of SMC training • Presented at clerk conference as subject matter expert on SMC features and use • Provided on-site training & assistance at Ladue, Chesterfield and Town & County Municipal Divisions • Reported 5 jira tasks for SMC Note: This position was filled in February 2023. Accounting: • Implemented 2 standalone municipal locations (Kansas City and St. Louis) which includes setting up all the financial records in SMC • Reported and/or assisted with testing 20 SMC Financials bugs • Developed and updated accounting related training materials.</p>
REJIS	23-M3DA-04-009	LETS5 Development	\$400,000.00	<p>There have been 18 versions of the mock manual released since the beginning of development that have required multiple changes to the application each time. There have been 6 versions of the Web Specifications that have required multiple changes to the applications each time.</p>

REJIS	23-M3DA-04-013	LETS Application Services	\$200,000.00	LETS was hosted in the REJIS Data Center for the entire project period which ran 24/7/365. Servers were above 99% availability for the year. During the project period, 96,011 crash reports were entered into LETS by 262 agencies. This result supports the projects primary objective for electronic records collection.
-------	----------------	---------------------------	--------------	---

Young Driver				
Agency	Project Number	Title	Award Amount	Result
B.R.A.K.E.S.- Put On The Brakes, Inc.	23-CP-09-003	B.R.A.K.E.S. Put On The Brakes, Inc.	\$70,000.00	This project funded three Teen Defensive Driving and Pro-Active Driver's Trainings in Jefferson City and St. Louis. The three events trained 1,057 teens and parents. This project covered equipment, instructor fees, travel expenses, and supplies.
Cape Girardeau Safe Communities	23-CP-09-004	Safe Communities/TRACTION	\$454,130.00	This project provided funding for two TRACTION trainings (Cape Girardeau, and Kansas City). 178 people from over 18 high schools throughout the state attended TRACTION. This project funded personnel, travel expenses, lodging, meals, office supplies, equipment, print materials, and meeting rooms.
Highway Safety and Traffic Division	23-CP-09-005	Teen Driving Programs	\$47,750.00	Project paid for printing and distribution of the teen Roadwise driving guide and for numerous presentations at schools by Cara Fuller on the dangers of distracted and aggressive driving.
Highway Safety and Traffic Division	23-TSP-14-001	2023 402 Young Driver Coordination	\$88,000.00	Provided Highway Safety Office salary for Young Driver Coordination; position vacant for several months
Missouri's Youth Adult Alliance (MO ACT)	23-CP-09-006	2022-2023 Missouri SADD	\$108,424.80	This project covered personnel, resource materials, program development fees, operational expenses, and equipment. ACT Missouri conducted 9 Town Halls , Speak Hard, PROM campaign, SADD media campaigns, and created a statewide mailer for how to start a SADD chapter.
Missouri's Youth Adult Alliance (MO ACT)	23-CP-09-007	Reduce Risky, Drivers/passenger s	\$182,576.00	This project funded the development, advertising, and administration of the PCN survey that reached 243 Central MO 18-25-year-olds, in collaboration with The Montana Institute. This project funded personnel, consultant services, and program development fees.

Safety & Health Council of Western MO KS	23-SA-09-001	Traffic Safety Projects	\$35,150.00	This project funded Alive at 25 and Defensive Driving (4 hrs and 8 hrs) courses. 135 classes were offered to 2,934 participants this year. This project covered personnel, operational expenses, and office materials.
St. Joseph Safety & Health Council	23-SA-09-002	Traffic Safety Task Force Projects	\$61,000.00	This project funded two summer driver's education courses, a driver permit academy, and driver training for foster youth, totaling over 400 students this year. This project covered personnel, educational materials, resource materials, travel expenses, and operational expenses.
The Alliance of Southwest Missouri	23-CP-09-008	Safe Kids Roadway Safety	\$29,999.90	This project provided support for the Alliance's driver's education program and defensive driving classes. Over 162 students completed classes. This project provided funding for personnel, operational expenses and equipment.
University of MO Curators	23-CP-09-002	ThinkFirst Missouri	\$500,000.00	This project supported various programs within ThinkFirst. A total of 18,725 Missouri students received traffic safety education from the ThinkFirst traffic safety assembly program (Columbia and Kansas City Region) via 133 presentations. A total of 64 First Impact presentations were delivered, reaching 1,745 parents and teens. This project covered speaker fees, personnel, program development fees, travel expenses, equipment, and operational expenses.

Appendix D
FISCAL YEAR 2023 TRAINING REPORT

Report illustrates all training courses conducted and funded using Highway Safety Grant funding during the fiscal year and the agencies that attended

Course	Training Provider	Course Hours	Number Participants	CEU Hours	Agency Types Trained
BAC Type II	Missouri Southern State University	12	12	12	
.05:The Utah Experiment in Saving Lives	MO Office of Prosecution Services	1.5	39	1.5	MSHP, Other, Police, Sheriff, Prosecuting Attorney,
8-Hour CPS Renewal Course	Highway Safety and Traffic Division	8	6	0	
Advanced Crash Investigation	MSHP - Law Enforcement Academy	69	11	48	MSHP, Police,
ARIDE	MO Office of Prosecution Services	16	9	16	MSHP, Police, Sheriff, Prosecuting Attorney,
ARIDE	Missouri Safety Center	16	16	16	MSHP, Police, Sheriff,
ARIDE	Missouri State Highway Patrol Academy	16	15	16	MSHP, Police, Sheriff,
ARIDE	Missouri Safety Center	16	22	0	MSHP, Other, Police, Sheriff, Prosecuting Attorney,
ARIDE	MSHP - Law Enforcement Academy	16	12	16	MSHP, Police, Sheriff,
ARIDE	MSHP - Law Enforcement Academy	16	11	16	MSHP, Other, Police, Sheriff,
ARIDE	Missouri Safety Center	16	10	16	Police, Sheriff,
ARIDE	Missouri Southern State University	16	6	16	
ARIDE	MO Office of Prosecution Services	16	19	16	Police, Sheriff,
ARIDE	Missouri Safety Center	16	5	0	Police, Sheriff,
ARIDE	MO Office of Prosecution Services	16	11	16	MSHP, Police, Prosecuting Attorney, Park Rangers,
ARIDE	MO Office of Prosecution Services	16	11	16	Police,
ARIDE	MO Office of Prosecution Services	16	13	16	MSHP, Police, Sheriff,
ARIDE	Missouri Safety Center	16	17	16	Police, Sheriff, University,
ARIDE	MO Office of Prosecution Services	16	33	16	MSHP, Police, Sheriff, Prosecuting Attorney, Park Rangers,
ARIDE	Missouri Safety Center	16	5	16	Police, Sheriff,
BAC Type II Supervisor	Missouri State Highway Patrol - Training	44	8	44	MSHP,
BAC Type II Supervisor	Missouri Safety Center	36	10	0	MSHP, Police, Sheriff,
BAC Type II Supervisor	Missouri Safety Center	36	11	0	MSHP, Police, Park Rangers,
BAC Type II Supervisor	Missouri Safety Center	36	12	0	MSHP, Police, Sheriff,
BAC Type II Supervisor	Missouri Safety Center	36	10	0	Police, Sheriff,
BAC Type II Supervisor Lab	Missouri Safety Center	8	3	0	Police, Sheriff,
BAC Type II Supervisor Lab	Missouri Safety Center	8	8	0	Police, Sheriff,

BAC Type II Supervisor Lab	Missouri Safety Center	8	3	0	Police,
BAC Type II Supervisor Lab	Missouri Safety Center	8	1	0	Police,
BAC Type II Supervisor Lab	Missouri Safety Center	8	5	0	Police, Sheriff,
BAC Type II Supervisor Lab	Missouri Safety Center	8	7	0	MSHP, Police, Sheriff,
BAC Type II Supervisor Lab	Missouri Safety Center	8	6	0	MSHP, Police, Sheriff,
BAC Type II Supervisor Lab	Missouri Safety Center	8	2	0	Police,
BAC Type II Supervisor Lab	Missouri Safety Center	8	1	0	Police,
BAC Type II Supervisor Lab	Missouri Safety Center	8	7	0	MSHP, Police, Park Rangers,
BAC Type II Supervisor Lab	Missouri Safety Center	8	4	0	MSHP, Police,
BAC Type II Supervisor Lab	Missouri Safety Center	8	2	0	Police,
BAC Type II Supervisor Lab	Missouri Safety Center	8	7	0	MSHP, Police, Sheriff,
BAC Type II Supervisor Lab	Missouri Safety Center	8	4	0	MSHP, Police,
BAC Type III Operator	Missouri Safety Center	4	11	0	Police, Sheriff,
BAC Type III Operator	Missouri Safety Center	4	7	0	Police,
BAC Type III Operator	Missouri Safety Center	4	16	0	Police, Sheriff,
BAC Type III Operator	Missouri State Highway Patrol Academy	59	19	0	MSHP,
BAC Type III Operator	MSHP - Law Enforcement Academy	59	11	0	MSHP,
BAC Type III Operator	MSHP - Law Enforcement Academy	36	6	0	MSHP,
BAC Type III Operator	Missouri Safety Center	4	16	0	Police,
BAC Type III Operator	Missouri Safety Center	4	8	0	Police, Sheriff,
BAC Type III Operator	Missouri Safety Center	4	15	0	Police, Sheriff,
BAC Type III Operator	Missouri Safety Center	4	14	0	Police, Sheriff,
BAC Type III Operator	Missouri Safety Center	4	11	0	Police, Sheriff,
BAC Type III Operator	Missouri Safety Center	4	11	0	Police, Sheriff,
BAC Type III Operator	Missouri Safety Center	4	13	0	Police, Sheriff,
BAC Type III Operator	Missouri Safety Center	4	10	0	Police,
BAC Type III Operator	Missouri Safety Center	4	18	0	Other, Police, Sheriff,
BAC Type III Operator	Missouri Safety Center	4	7	0	Police,

BAC Type III Operator Lab	Missouri Safety Center	4	11	0	Police, Sheriff,
BAC Type III Operator Lab	Missouri Safety Center	4	6	0	Police,
BAC Type III Operator Lab	Missouri Safety Center	4	3	0	Police,
BAC Type III Operator Lab	Missouri Safety Center	4	10	0	Police, Sheriff,
BAC Type III Operator Lab	Missouri Safety Center	4	13	0	Police, Sheriff,
BAC Type III Operator Lab	Missouri Safety Center	4	14	0	Police,
BAC Type III Operator Lab	Missouri Safety Center	4	3	0	Police,
BAC Type III Operator Lab	Missouri Safety Center	4	8	0	Police, Sheriff,
BAC Type III Operator Lab	Missouri Safety Center	4	15	0	Police, Sheriff,
BAC Type III Operator Lab	Missouri Safety Center	4	14	0	Police, Sheriff,
BAC Type III Operator Lab	Missouri Safety Center	4	11	0	Police, Sheriff,
BAC Type III Operator Lab	Missouri Safety Center	4	11	0	Police, Sheriff,
BAC Type III Operator Lab	Missouri Safety Center	4	13	0	Police, Sheriff,
BAC Type III Operator Lab	Missouri Safety Center	4	10	0	Police,
BAC Type III Operator Lab	Missouri Safety Center	4	5	0	Police,
BAC Type III Operator Lab	Missouri Safety Center	4	12	0	Police,
BAC Type III Operator Lab	Missouri Safety Center	4	7	0	Other, Police, Sheriff,
BAC Type III Operator Lab	Missouri Safety Center	4	1	0	Police,
BAC Type III Operator Lab	Missouri Safety Center	4	3	0	Police,
BAC Type III Operator Lab	Missouri Safety Center	4	4	0	Police,
Basic Crash Investigation	MSHP - Law Enforcement Academy	36	8	31	Police,
Basic Police Driving - 16 Hr	Missouri Safety center	16	6	0	Police, Sheriff,
Basic Traffic Law for Road Officers	MO Office of Prosecution Services	1	37	1	MSHP, Other, Police, Sheriff, Prosecuting Attorney,
Beyond the Ticket	Missouri Southern State University	8	14	8	
Beyond the Ticket	Missouri Southern State University	8	20	8	
Cannabis and the Eyes	MO Office of Prosecution Services	1.5	69	1.5	MSHP, Other, Police, Sheriff, Prosecuting Attorney,
CMV Enforcement for Road Officer	MO Office of Prosecution Services	1.5	49	1.5	MSHP, Other, Police, Sheriff, Prosecuting Attorney,
Cops In Court	MO Office of Prosecution Services	3	9	3	Police, Prosecuting Attorney,

Cops In Court	MO Office of Prosecution Services	3	0	3	Police,
Cops In Court	MO Office of Prosecution Services	3	24	3	Police,
Cops In Court	MO Office of Prosecution Services	3	12	3	Police, Sheriff,
Cops In Court	MO Office of Prosecution Services	3	22	3	Police, Sheriff,
Cops In Court	MO Office of Prosecution Services	3	14	3	MSPH, Sheriff, Prosecuting Attorney,
Cops In Court	MO Office of Prosecution Services	3	16	3	Police,
CPS Certification Course	Highway Safety and Traffic Division	30	13	0	
CPS Certification Course	Safety & Health Council of Western MO KS	32	17	0	Non-Profit, Fire, Health Department, Medical Facility,
CPS Certification Course	Safety & Health Council of Western MO KS	32	13	0	Elem School, Other, EMS,
CPS Certification Course	Safety & Health Council of Western MO KS	32	13	0	Other, Fire, Health Department, School District,
CPS Certification Course	Highway Safety and Traffic Division	30	16	0	
CPS Certification Course	Safety & Health Council of Western MO KS	32	16	0	Non-Profit, Fire,
CPS Certification Course	Safety & Health Council of Western MO KS	32	18	0	Other, Police, Fire, EMS, Health Department,
CPS Certification Course	Highway Safety and Traffic Division	30	10	0	
CPS Certification Course	Highway Safety and Traffic Division	24	9	0	
CPS Certification Course	Safety & Health Council of Western MO KS	32	10	0	Non-Profit, Police, MoDOT, Health Department,
CPS Certification Course	Highway Safety and Traffic Division	32	17	0	
CPS Certification Course	Safety & Health Council of Western MO KS	32	15	0	Non-Profit, Fire, EMS, Health Department,
CPS Certification Course	Safety & Health Council of Western MO KS	32	13	0	Elem School, Other, Police, Health Department,
CPS Certification Course	Safety & Health Council of Western MO KS	32	8	0	Health Department, Medical Facility,
CPS Certification Course	Highway Safety and Traffic Division	30	14	0	
CPS Certification Course	Safety & Health Council of Western MO KS	32	13	0	Fire, Health Department,
CPS Renewal Course	Safety & Health Council of Western MO KS	8	6	6	Fire, Health Department,
CPS Renewal Course	Safety & Health Council of Western MO KS	8	5	6	Fire,
CPS Renewal Course	Safety & Health Council of Western MO KS	8	8	6	Other, Fire,
CPS Renewal Course	Safety & Health Council of Western MO KS	8	9	6	Fire, Health Department,
CPS Renewal Course	Safety & Health Council of Western MO KS	8	9	6	Fire,
CPS Renewal Course	Safety & Health Council of Western MO KS	8	7	6	Fire,

CPS Technician Course	Safety & Health Council of Western MO KS	32	15	0	Other, Fire, Health Department, School District,
CPS Technician Course	Safety & Health Council of Western MO KS	8	6	6	EMS,
CPS Technician Course	Safety & Health Council of Western MO KS	32	18	0	MSHP, Non-Profit, Police, Health Department, Medical Facility,
CPS Technician Course	Safety & Health Council of Western MO KS	8	15	6	Fire,
CPS Technician Course	Safety & Health Council of Western MO KS	8	7	0	Health Department,
CPS Technician Course	Safety & Health Council of Western MO KS	32	10	0	Elem School, Non-Profit, Fire, Medical Facility,
CPS Technician Course	Safety & Health Council of Western MO KS	8	4	6	Health Department,
CPS Technician Course	Safety & Health Council of Western MO KS	8	6	0	MSHP, Fire,
CPS Technician Course	Safety & Health Council of Western MO KS	8	4	0	Non-Profit, Fire,
CPS Technician Course	Safety & Health Council of Western MO KS	8	7	0	Fire,
Crash Investigation I	MSHP - Law Enforcement Academy	41	6	0	MSHP,
Crash Investigation I	Missouri State Highway Patrol Academy	55	19	0	MSHP,
Crash Investigation I	Missouri State Highway Patrol - Training	55	11	0	MSHP,
Crash Investigation II	Missouri State Highway Patrol Academy	40	8	32	MSHP, Police,
Crash Reconstruction	MSHP - Law Enforcement Academy	78	17	78	MSHP, Police,
Crash Reconstruction for Prosecutors	MO Office of Prosecution Services	11.7	17	11.7	Prosecuting Attorney,
Criminal Crash Investigations	MO Office of Prosecution Services	6	18	6	MSHP, Police, Sheriff, Prosecuting Attorney,
Cross Examination of Experts in DWI Cases	MO Office of Prosecution Services	1.5	49	1.5	MSHP, Police, Sheriff, Prosecuting Attorney, Park Rangers,
DITEP	Missouri Safety Center	16	13	16	School District,
DITEP	Missouri Safety Center	16	9	16	Police, School District,
DITEP	Missouri Safety Center	16	11	16	Police, Sheriff, School District,
DITEP	Missouri Safety Center	16	3	16	School District,
DITEP	Missouri Safety Center	16	26	16	Police, Sheriff, School District,
DITEP	Missouri Safety Center	16	20	0	School District,
DITEP	Missouri Safety Center	16	15	16	Police, School District,
DITEP	Missouri Safety Center	16	27	16	Health Department, School District,
DITEP	Missouri Safety Center	16	7	16	School District,
DITEP	Missouri Safety Center	16	19	16	Police, School District,
DITEP	Missouri Safety Center	16	29	16	Police, School District,
DITEP	Missouri Safety Center	16	26	16	Police, School District,
DITEP	Missouri Safety Center	16	30	16	School District,
DITEP	Missouri Safety Center	16	16	16	Police, Sheriff, School District,
DITEP	Missouri Safety Center	16	10	16	Sheriff, School District,
DITEP	Missouri Safety Center	16	22	16	Police, Sheriff, School District,
DITEP	Missouri Safety Center	16	32	16	Police, School District,
DITEP	Missouri Safety Center	16	12	16	Police, School District,

DITEP	Missouri Safety Center	16	36	16	Police, State Agency, School District,
DITEP	Missouri Safety Center	16	19	16	Police, School District,
DITEP	Missouri Safety Center	16	20	0	School District,
DRE Basics: How a DRE Becomes a DRE	MO Office of Prosecution Services	1	33	1	MSHP, Other, Police, Sheriff, MoDOT, Prosecuting Attorney,
DRE Recertification	Missouri Safety Center	8	23	8	MSHP, Police, Sheriff,
DRE Recertification	Missouri Safety Center	8	14	8	MSHP, Police, Sheriff,
DRE Recertification	Missouri Safety Center	8	13	8	MSHP, Police, Sheriff,
DRE Recertification	Missouri Safety Center	8	18	8	MSHP, Police, Sheriff,
DRE Training	Missouri State Highway Patrol Academy	40	1	40	Police,
DRE Training	MSHP - Law Enforcement Academy	80	22	72	MSHP, Police, Sheriff,
DRE Training	Missouri Safety Center	30	9	30	MSHP, Police,
DRE Training	Missouri Safety Center	30	12	30	MSHP, Police, Sheriff,
Driver Instructor Course	Missouri Safety center	40	5	0	Police, Sheriff,
Driver Instructor Course	Missouri Safety center	40	7	0	Police, Sheriff,
Drug Impaired Driving: Cannabis	MO Office of Prosecution Services	1.5	78	1.5	MSHP, Police, Sheriff, Prosecuting Attorney,
Drug Impaired Driving: Depressants	MO Office of Prosecution Services	1.5	55	1.5	MSHP, Police, Sheriff, Prosecuting Attorney, Park Rangers,
Drug Impaired Driving: Dissociative Anesthetics	MO Office of Prosecution Services	1.5	43	1.5	MSHP, Other, Police, Sheriff, Prosecuting Attorney, Park Rangers,
Drug Impaired Driving: Hallucinogens	MO Office of Prosecution Services	1.5	59	1.5	MSHP, Other, Police, Sheriff, Prosecuting Attorney,
Drug Impaired Driving: Inhalants	MO Office of Prosecution Services	1.5	79	1.5	MSHP, Other, Police, Sheriff, Prosecuting Attorney, Park Rangers,
Drug Impaired Driving: Narcotic Analgesics	MO Office of Prosecution Services	1.5	78	1.5	MSHP, Other, Police, Sheriff, Prosecuting Attorney, Court Staff, Defense Attorney,
Drug Impaired Driving: Stimulants	MO Office of Prosecution Services	1.5	53	1.5	MSHP, Other, Police, Sheriff, Prosecuting Attorney, Park Rangers,
Drug Trends	MO Office of Prosecution Services	4	14	4	Police, Sheriff,
Drug Trends	MO Office of Prosecution Services	4	24	4	Police, Sheriff,
Drug Trends	MO Office of Prosecution Services	4	22	4	Police, Prosecuting Attorney,
Drug Trends	MO Office of Prosecution Services	4	24	4	Other, Police, Sheriff,
Drugs That Impair	Missouri Safety Center	4	8	4	Police, Sheriff,
Drugs That Impair	Missouri Safety Center	4	2	4	Police, Sheriff,
Drugs That Impair	Missouri Safety Center	4	3	4	Police, Sheriff,
Drugs That Impair	Missouri Safety Center	4	7	4	Sheriff,
Drugs That Impair	Missouri Safety Center	4	5	4	Police,

Drugs That Impair	Missouri Safety Center	4	3	4	Police,
Drugs That Impair	Missouri Safety Center	4	6	4	Police, State Agency,
Drugs That Impair	Missouri Safety Center	4	12	4	Police,
Drugs That Impair	Missouri Safety Center	4	10	4	Police,
Drugs That Impair	Missouri Safety Center	4	13	4	Police, Sheriff,
Drugs That Impair	Missouri Safety Center	4	8	4	Police,
DWI Bootcamp	MO Office of Prosecution Services	6	17	6	Police, Sheriff,
DWI Bootcamp	MO Office of Prosecution Services	6	13	6	MSPH, Police, Prosecuting Attorney,
DWI Bootcamp	MO Office of Prosecution Services	6	26	6	Police, Sheriff, Prosecuting Attorney,
DWI Crash Investigation	Missouri Southern State University	8	12	8	
DWI Enforcement Strategies for Small Depts.	Missouri Southern State University	8	6	8	
DWI-D Bootcamp	MO Office of Prosecution Services	6	0	6	Police, Sheriff,
DWI-D Bootcamp	MO Office of Prosecution Services	6	18	6	MSPH, Police, Sheriff, Prosecuting Attorney,
DWI-D Bootcamp	MO Office of Prosecution Services	6	18	6	Police, Sheriff,
DWI-D Bootcamp	MO Office of Prosecution Services	6	19	6	Police, Prosecuting Attorney,
DWI/DRE Traffic Safety Conference	MO Office of Prosecution Services	13	138	13	MSPH, Other, Police, Sheriff, State Agency, MoDOT, Prosecuting Attorney,
DWITS	MSPH - Patrol Records Divison	2	3	2	MSPH, Police,
DWITS	MSPH - Patrol Records Divison	2	22	2	Other, Police, Sheriff, Prosecuting Attorney,
DWITS	MSPH - Patrol Records Divison	2	21	2	Police, Sheriff, Prosecuting Attorney,
Electric Vehicle Safety	MU Fire and Rescue Training Institute	4	23	4	
Electric Vehicle Safety	MU Fire and Rescue Training Institute	4	26	4	
Electric Vehicle Safety	MU Fire and Rescue Training Institute	4	19	4	
Electric Vehicle Safety	MU Fire and Rescue Training Institute	4	28	4	
Electric Vehicle Safety	MU Fire and Rescue Training Institute	4	50	4	
Electric Vehicle Safety	MU Fire and Rescue Training Institute	4	22	4	
Electric Vehicle Safety	MU Fire and Rescue Training Institute	4	30	4	
Electric Vehicle Safety	MU Fire and Rescue Training Institute	4	41	4	
Emergency Vehicle Safety	MU Fire and Rescue Training Institute	16	15	1.6	
Emergency Vehicle Safety	MU Fire and Rescue Training Institute	16	15	1.6	
Emergency Vehicle Safety	MU Fire and Rescue Training Institute	16	33	1.6	

Emergency Vehicle Safety	MU Fire and Rescue Training Institute	16	19	1.6	
Emergency Vehicle Safety	MU Fire and Rescue Training Institute	16	24	1.6	
Emergency Vehicle Safety	MU Fire and Rescue Training Institute	16	26	1.6	
Emergency Vehicle Safety	MU Fire and Rescue Training Institute	16	15	1.6	
Emergency Vehicle Safety	MU Fire and Rescue Training Institute	16	19	1.6	
Emergency Vehicle Safety	MU Fire and Rescue Training Institute	16	15	1.6	
Essential Skills for DWI Investigations	MO Office of Prosecution Services	1.5	50	1.5	MSHP, Other, Police, Sheriff, Prosecuting Attorney,
Ethical Considerations in Prosecuting a DWI	MO Office of Prosecution Services	1	31	1	MSHP, Other, Police, Sheriff, Prosecuting Attorney, Park Rangers,
EVOC	Missouri State Highway Patrol - Training	42	14	42	Police, Sheriff,
EVOC	MSHP - Law Enforcement Academy	42	16	42	Police, Sheriff,
EVOC	MSHP - Law Enforcement Academy	42	11	0	MSHP,
EVOC	MSHP - Law Enforcement Academy	42	6	0	MSHP,
EVOC	MSHP - Law Enforcement Academy	42	14	42	Police, Sheriff,
EVOC Instructor	MSHP - Law Enforcement Academy	40	12	40	MSHP, Police,
EVOC Instructor	Missouri State Highway Patrol Academy	40	8	40	MSHP, Police, Sheriff,
Five Minutes: Courtroom Testimony for DWI-D Case	MO Office of Prosecution Services	1.5	31	1.5	MSHP, Other, Police, Sheriff, Prosecuting Attorney,
Forensic Toxicology in DWI Cases	MO Office of Prosecution Services	1.5	57	1.5	MSHP, Police, Sheriff, Prosecuting Attorney,
High Risk Vehicle Stops	Missouri Southern State University	8	24	8	
High Risk Vehicle Stops	Missouri Southern State University	8	7	8	
HIPAA and How it Applies to DWI Cases	MO Office of Prosecution Services	1.5	124	1.5	MSHP, Other, Police, Sheriff, Prosecuting Attorney,
Ignition Interlock Training	Missouri Safety Center	2	16	0	Police,
Keep Your Keys	MU Health Care	1	7	0	
Keep Your Keys	MU Health Care	1	11	0	
Keep Your Keys	MU Health Care	1	16	0	
Keep Your Keys	MU Health Care	1	8	0	
Keep Your Keys	MU Health Care	1	13	0	
Keep Your Keys	MU Health Care	1	20	0	
Keep Your Keys	MU Health Care	1	13	0	
Keep Your Keys	MU Health Care	1	15	0	

Keep Your Keys	MU Health Care	1	3	0	
Keep Your Keys	MU Health Care	1	14	0	
Keep Your Keys	MU Health	1	14	0	
Keep Your Keys	MU Health	1	32	0	
Keep Your Keys	MU Health Care	1	32	0	
Keep Your Keys	MU Health Care	1	10	0	
Keep Your Keys	MU Health Care	1	14	0	
Keep Your Keys	MU Health Care	1	19	0	
Keep Your Keys	MU Health Care	1	18	0	
Keep Your Keys	MU Health	1	8	0	
Keep Your Keys	MU Health Care	1	8	0	
Keep Your Keys	MU Health Care	1	5	0	
Keep Your Keys	MU Health Care	1	9	0	
Keep Your Keys	MU Health Care	1	8	0	
Keep Your Keys	MU Health Care	1	10	0	
Keep Your Keys	MU Health Care	1	20	0	
Keep Your Keys	MU Health Care	1	27	0	
Keep Your Keys	MU Health Care	1	35	0	
Keep Your Keys	MU Health	1	268	0	
Keep Your Keys	MU Health Care	1	11	0	
Keep Your Keys	MU Health Care	1	12	0	
Keep Your Keys	MU Health	0	13	0	
Keep Your Keys	MU Health	0	8	0	
Keep Your Keys	MU Health Care	1	13	0	
Keep Your Keys	MU Health Care	1	22	0	
Keep Your Keys	MU Health Care	1	11	0	
Keep Your Keys	MU Health Care	1	63	0	
Keep Your Keys	MU Health Care	1	32	0	
Keep Your Keys	MU Health Care	1	5	0	
Keep Your Keys	MU Health Care	1	3	0	
Keep Your Keys	MU Health	0	15	0	
Keep Your Keys	MU Health Care	1	15	0	
Keep Your Keys	MU Health Care	1	8	0	
Keep Your Keys	MU Health Care	1	44	0	
Keep Your Keys	MU Health Care	1	14	0	
Keep Your Keys	MU Health Care	1	10	0	
Keep Your Keys	MU Health Care	1	18	0	
Keep Your Keys	MU Health Care	1	9	0	
Keep Your Keys	MU Health Care	1	10	0	
Keep Your Keys	MU Health Care	1	9	0	
Keep Your Keys	MU Health Care	1	7	0	
Keep Your Keys	MU Health Care	1	6	0	
Keep Your Keys	MU Health Care	1	27	0	
Keep Your Keys	MU Health	1	6	0	
Keep Your Keys	MU Health Care	1	11	0	
Keep Your Keys	MU Health Care	1	29	0	
Keep Your Keys	MU Health Care	1	15	0	
Keep Your Keys	MU Health Care	1	20	0	
Keep Your Keys	MU Health Care	1	40	0	
Keep Your Keys	MU Health Care	1	7	0	
Keep Your Keys	MU Health	1	4	0	
Keep Your Keys	MU Health	1	32	0	
Keep Your Keys	MU Health Care	1	15	0	
Keep Your Keys	MU Health Care	1	10	0	
Keep Your Keys	MU Health Care	1	19	0	
Keep Your Keys	MU Health Care	1	6	0	
Keep Your Keys	MU Health Care	1	12	0	

Keep Your Keys	MU Health Care	1	4	0	
Keep Your Keys	MU Health Care	1	10	0	
Keep Your Keys	MU Health Care	1	13	0	
Keep Your Keys	MU Health Care	1	10	0	
Keep Your Keys	MU Health Care	1	118	0	
Keep Your Keys	MU Health Care	1	15	0	
Keep Your Keys	MU Health Care	1	10	0	
Keep Your Keys	MU Health Care	1	14	0	
Keep Your Keys	MU Health Care	1	10	0	
Keep Your Keys	MU Health Care	1	8	0	
Keep Your Keys	MU Health Care	1	18	0	
Keep Your Keys	MU Health Care	1	14	0	
Keep Your Keys	MU Health Care	1	26	0	
Keep Your Keys	MU Health Care	1	41	0	
Keep Your Keys	MU Health Care	1	7	0	
Keep Your Keys	MU Health Care	1	7	0	
Keep Your Keys	MU Health Care	1	14	0	
KYK Facilitator Training	MU Health Care	1	1	0	
KYK Facilitator Training	MU Health Care	1	14	0	
KYK Facilitator Training	MU Health Care	1	1	0	
KYK Facilitator Training	MU Health Care	1	1	0	
KYK Facilitator Training	MU Health Care	1	1	0	
KYK Facilitator Training	MU Health Care	1	2	0	
KYK Facilitator Training	MU Health Care	2	1	0	
KYK Facilitator Training	MU Health Care	1	1	0	
KYK Facilitator Training	MU Health Care	2	1	0	
KYK Facilitator Training	MU Health Care	1	1	0	
LETSAC Conference	Highway Safety and LETSAC Board	28.5	244	28.5	Police, Prosecuting Attorney, Defense Attorney,
Marijuana Minutes	Extract-ED	2	6	2	Police,
Marijuana Minutes	Missouri Partners in Prevention	2	22	2	Police,
Marijuana Minutes	MO Office of Prosecution Services	6	16	6	Police,
Marijuana Minutes	MO Office of Prosecution Services	6	28	6	MSHP, Police, Sheriff, Court Staff,
Marijuana Minutes	MO Office of Prosecution Services	6	11	6	Police,
Marijuana Minutes	MO Office of Prosecution Services	6	12	6	Police,
Marijuana Minutes	MO Office of Prosecution Services	6	20	6	Police, Sheriff, Prosecuting Attorney,
Marijuana Minutes	Missouri Southern State University	8	34	8	
Marijuana Minutes	MO Office of Prosecution Services	6	40	6	MSHP, Police, Sheriff, Prosecuting Attorney,

Marijuana Minutes	MO Office of Prosecution Services	6	55	6	MSHP, Other, Police, Sheriff, Prosecuting Attorney,
Marijuana Minutes	MO Office of Prosecution Services	6	33	6	Police, Sheriff, Prosecuting Attorney,
Marijuana Minutes	MO Office of Prosecution Services	6	24	6	MSHP, Police, Sheriff,
Marijuana Minutes	Missouri Southern State University	8	14	8	
Missouri Motor Vehicle Law	Missouri Southern State University	8	10	8	
Missouri Motor Vehicle Law	Missouri Southern State University	8	17	8	
MOCARS	MSHP	4	16	4	Police,
MOCARS	MSHP	4	13	4	Police, Sheriff,
MOCARS	MSHP	4	16	0	MSHP,
MOCARS	MSHP	4	25	0	
MOCARS	MSHP	4	24	0	MSHP,
MOCARS	MSHP	4	26	0	MSHP,
MOCARS	MSHP	4	23	0	MSHP,
MOCARS	MSHP	4	22	0	MSHP,
MOCARS	MSHP	4	22	0	Police, Park Rangers,
MOCARS	MSHP	4	8	0	Police,
MOCARS	MSHP	4	4	0	Police,
MOCARS	MSHP	4	6	0	MSHP,
MOCARS	MSHP	4	15	0	MSHP,
MOCARS	MSHP	4	7	0	Police,
MOCARS	MSHP	4	24	0	MSHP,
MOCARS	MSHP	4	20	0	MSHP,
MOCARS	MSHP	4	4	0	Police,
MOCARS	MSHP	4	6	0	Police,
MOCARS	MSHP	4	22	0	MSHP,
MOCARS	MSHP	4	13	0	MSHP,
MOCARS	MSHP	4	12	0	MSHP,
MOCARS	MSHP	4	10	0	MSHP,
MOCARS	MSHP	4	14	0	MSHP, Sheriff, Park Rangers,
MOCARS	MSHP	4	21	0	MSHP,
MOCARS	MSHP	4	16	0	MSHP,
MOCARS	MSHP	4	22	0	MSHP,
MOCARS	MSHP	4	4	0	Police, Sheriff,
MOCARS	MSHP	4	32	0	MSHP,
MOCARS	MSHP	4	23	0	MSHP,
MOCARS	MSHP	4	15	0	MSHP,
MOCARS	MSHP	4	35	0	MSHP,
MOCARS	MSHP	4	15	0	Police,
MOCARS	MSHP	4	34	0	Police,
MOCARS	MSHP	4	32	0	Park Rangers,
MOCARS	MSHP	4	13	0	Police,
MOCARS	MSHP	4	26	0	Police,
MOCARS	MSHP	4	11	0	Police,
MOCARS	MSHP	4	15	0	MSHP,
MOCARS	MSHP	4	18	0	MSHP,
Motorcycle Training	Springfield Police Dept	9	10	0	
Motorcycle Training	Springfield Police Dept	9	17	0	
Motorcycle Training	Springfield Police Dept	10	7	0	

Motorcycle Training	Springfield Police Dept	9	8	0	
Other	Missouri Partners in Prevention	1.5	9	0	Other,
Other	Missouri Partners in Prevention	1.5	4	0	Other,
Other	Missouri Partners in Prevention	1.5	6	0	Other,
Other	MO ATC	0	1276	0	
Other	Missouri Safety Center	8	19	0	
Other	Missouri Safety Center	8	7	0	
Other	Missouri Partners in Prevention	1	48	1	Police,
Other	Missouri Partners in Prevention	1	28	1	Police,
Other	Missouri Partners in Prevention	1	22	1	Police,
Other	Missouri Partners in Prevention	1	25	1	Police,
Other	Missouri Partners in Prevention	2	15	2	Police,
Other	Missouri Partners in Prevention	6	19	6	Police,
Other	Missouri Partners in Prevention	1	22	1	Police,
Other	Missouri Safety Center	8	9	0	
Other	Missouri Safety Center	8	13	0	
Other	Rescue Redefined	12	15	0	Fire,
Other	Highway Safety and Traffic Division	8	10	0	
Other	Missouri Safety Center	8	10	0	
PC Statements for the Impaired Driving Case	MO Office of Prosecution Services	1	49	1	MSHP, Police, Sheriff, Prosecuting Attorney, Park Rangers,
Police Driving Refresher	Missouri Safety center	8	6	0	Police, Sheriff, University,
Police Driving Refresher	Missouri Safety center	8	4	0	Police, Sheriff,
Police Driving Refresher	Missouri Safety center	8	10	8	Sheriff,
Police Driving Refresher	Missouri Safety center	8	7	8	Sheriff,
Protecting Lives & Saving Futures	MO Office of Prosecution Services	15.5	29	15.5	MSHP, Police, Sheriff, Prosecuting Attorney,
Radar and Laser Instructor	MSHP - Law Enforcement Academy	32	7	29	MSHP, Police,
Radar and Laser Operator	Missouri State Highway Patrol Academy	20	19	0	MSHP,
Railroad Crossing Collision Investigation	Missouri Operation Lifesaver	4	26	4	University,
Report Writing and Courtroom Testimony	Missouri Southern State University	8	14	8	
Report Writing and Courtroom Testimony	Missouri Southern State University	8	17	8	

SFST 24-Hour	Missouri Safety Center	24	11	24	Police, Sheriff,
SFST 24-Hour	Missouri Safety Center	24	8	24	Police,
SFST Instructor	MSHP - Law Enforcement Academy	40	14	40	Other, Police, Sheriff,
SFST Instructor	Missouri Safety Center	16	3	16	MSHP, Police,
SFST Instructor Update	Missouri Safety Center	2	3	0	MSHP, Police, Sheriff,
SFST Instructor Update	Missouri Safety Center	2	2	2	Police,
SFST Update	Missouri Safety Center	8	7	8	Police,
SFST Update	Missouri Safety Center	4	6	4	Police, Sheriff,
SFST Update	Missouri Safety Center	4	15	4	Police, Sheriff,
SFST Update	Missouri Safety Center	8	15	8	Police,
SFST Update	Missouri Safety Center	4	5	4	Police,
SFST Update	Missouri Safety Center	4	13	0	Police, Sheriff,
SFST Update	Missouri Safety Center	4	13	0	Police, Sheriff,
SFST Update	Missouri Southern State University	8	10	8	
SFST Update	Missouri Safety Center	8	6	8	Police, Sheriff,
SFST Update	Missouri Safety Center	8	4	8	Police, Sheriff,
SFST Update	Missouri Safety Center	8	6	0	Sheriff,
SFST Update	Missouri Safety Center	8	12	8	Police, Sheriff,
SFST Update	Missouri Southern State University	8	16	8	
The Cannabis Impaired Driver	MO Office of Prosecution Services	1.5	66	1.5	MSHP, Other, Police, Sheriff, Prosecuting Attorney,
The Role of the Judge in Impaired Driving Cases	MO Office of Prosecution Services	1.5	30	1.5	Other, Police, Sheriff, Prosecuting Attorney, Park Rangers,
ThinkFirst	ThinkFirst MO - U of MO	4	65	0	
ThinkFirst	ThinkFirst MO - U of MO	4	71	0	
ThinkFirst	ThinkFirst MO - U of MO	2	367	0	
ThinkFirst	ThinkFirst MO - U of MO	1	485	0	
ThinkFirst	ThinkFirst MO - U of MO	2	600	0	
ThinkFirst	ThinkFirst MO - U of MO	1	75	0	
ThinkFirst	ThinkFirst MO - U of MO	1	75	0	
ThinkFirst	ThinkFirst MO - U of MO	1	45	0	
ThinkFirst	ThinkFirst MO - U of MO	1	80	0	
ThinkFirst	ThinkFirst MO - U of MO	1	275	0	
ThinkFirst	ThinkFirst MO - U of MO	1	135	0	
ThinkFirst	ThinkFirst MO - U of MO	3	145	0	
ThinkFirst	ThinkFirst MO - U of MO	1	60	0	
ThinkFirst	ThinkFirst MO - U of MO	2	272	0	
ThinkFirst	ThinkFirst MO - U of MO	2	281	0	
ThinkFirst	ThinkFirst MO - U of MO	1	0	0	
ThinkFirst	ThinkFirst MO - U of MO	1	150	0	
ThinkFirst	ThinkFirst MO - U of MO	1	300	0	
ThinkFirst	ThinkFirst MO - U of MO	1	4	0	
ThinkFirst	ThinkFirst MO - U of MO	1	150	0	
ThinkFirst	ThinkFirst MO - U of MO	1	10	0	
ThinkFirst	ThinkFirst MO - U of MO	1	10	0	
ThinkFirst	ThinkFirst MO - U of MO	5	156	0	
ThinkFirst	ThinkFirst MO - U of MO	1	42	0	
ThinkFirst	ThinkFirst MO - U of MO	1	29	0	
ThinkFirst	ThinkFirst MO - U of MO	1	132	0	
ThinkFirst	ThinkFirst MO - U of MO	1	9	0	
ThinkFirst	ThinkFirst MO - U of MO	1	76	0	

ThinkFirst	ThinkFirst MO - U of MO	1	10	0	
ThinkFirst	ThinkFirst MO - U of MO	1	11	0	
ThinkFirst	ThinkFirst MO - U of MO	1	200	0	
ThinkFirst	ThinkFirst MO - U of MO	1	240	0	
ThinkFirst	ThinkFirst MO - U of MO	1	160	0	
ThinkFirst	ThinkFirst MO - U of MO	1	17	0	
ThinkFirst	ThinkFirst MO - U of MO	1	50	0	
ThinkFirst	ThinkFirst MO - U of MO	1	96	0	
ThinkFirst	ThinkFirst MO - U of MO	1	13	0	
ThinkFirst	ThinkFirst MO - U of MO	1	170	0	
ThinkFirst	ThinkFirst MO - U of MO	1	326	0	
ThinkFirst	ThinkFirst MO - U of MO	1	215	0	
ThinkFirst	ThinkFirst MO - U of MO	1	350	0	
ThinkFirst	ThinkFirst MO - U of MO	1	766	0	
ThinkFirst	ThinkFirst MO - U of MO	2	78	0	
ThinkFirst	ThinkFirst MO - U of MO	1	175	0	
ThinkFirst	ThinkFirst MO - U of MO	4	90	0	
ThinkFirst	ThinkFirst MO - U of MO	6	80	0	
ThinkFirst	ThinkFirst MO - U of MO	1	32	0	
ThinkFirst	ThinkFirst MO - U of MO	1	40	0	
ThinkFirst	ThinkFirst MO - U of MO	1	5	0	
ThinkFirst	ThinkFirst MO - U of MO	1	460	0	
ThinkFirst	ThinkFirst MO - U of MO	2	120	0	
ThinkFirst	ThinkFirst MO - U of MO	2	80	0	
ThinkFirst	ThinkFirst MO - U of MO	1	20	0	
ThinkFirst	ThinkFirst MO - U of MO	1	18	0	
ThinkFirst	ThinkFirst MO - U of MO	1	34	0	
ThinkFirst	ThinkFirst MO - U of MO	1	200	0	
ThinkFirst	ThinkFirst MO - U of MO	1	60	0	
ThinkFirst	ThinkFirst MO - U of MO	1	41	0	
ThinkFirst	ThinkFirst MO - U of MO	1	600	0	
ThinkFirst	ThinkFirst MO - U of MO	2	152	0	
ThinkFirst	ThinkFirst MO - U of MO	2	315	0	
ThinkFirst	ThinkFirst MO - U of MO	1	26	0	
ThinkFirst	ThinkFirst MO - U of MO	1	255	0	
ThinkFirst	ThinkFirst MO - U of MO	1	150	0	
ThinkFirst	ThinkFirst MO - U of MO	1	31	0	
ThinkFirst	ThinkFirst MO - U of MO	2	355	0	
ThinkFirst	ThinkFirst MO - U of MO	1	250	0	
ThinkFirst	ThinkFirst MO - U of MO	1	375	0	
ThinkFirst	ThinkFirst MO - U of MO	2	272	0	
ThinkFirst	ThinkFirst MO - U of MO	3	75	0	
ThinkFirst	ThinkFirst MO - U of MO	2	275	0	
ThinkFirst	ThinkFirst MO - U of MO	2	573	0	
ThinkFirst	ThinkFirst MO - U of MO	1	20	0	
ThinkFirst	ThinkFirst MO - U of MO	1	19	0	
ThinkFirst	ThinkFirst MO - U of MO	1	5	0	
ThinkFirst	ThinkFirst MO - U of MO	1	70	0	
ThinkFirst	ThinkFirst MO - U of MO	1	110	0	
ThinkFirst	ThinkFirst MO - U of MO	1	80	0	
ThinkFirst	ThinkFirst MO - U of MO	2	25	0	
ThinkFirst	ThinkFirst MO - U of MO	1	320	0	
ThinkFirst	ThinkFirst MO - U of MO	1	360	0	
ThinkFirst	ThinkFirst MO - U of MO	1	700	0	
ThinkFirst	ThinkFirst MO - U of MO	1	351	0	
ThinkFirst	ThinkFirst MO - U of MO	1	300	0	
ThinkFirst	ThinkFirst MO - U of MO	1	250	0	

ThinkFirst	ThinkFirst MO - U of MO	1	110	0	
ThinkFirst	ThinkFirst MO - U of MO	1	16	0	
ThinkFirst	ThinkFirst MO - U of MO	1	80	0	
ThinkFirst	ThinkFirst MO - U of MO	1	125	0	
ThinkFirst	ThinkFirst MO - U of MO	1	80	0	
ThinkFirst	ThinkFirst MO - U of MO	27	7	0	
ThinkFirst	ThinkFirst MO - U of MO	1	270	0	
ThinkFirst	ThinkFirst MO - U of MO	1	360	0	
ThinkFirst	ThinkFirst MO - U of MO	1	13	0	
ThinkFirst	ThinkFirst MO - U of MO	1	150	0	
ThinkFirst	ThinkFirst MO - U of MO	1	10	0	
ThinkFirst	ThinkFirst MO - U of MO	1	180	0	
ThinkFirst	ThinkFirst MO - U of MO	1	240	0	
ThinkFirst	ThinkFirst MO - U of MO	1	20	0	
ThinkFirst	ThinkFirst MO - U of MO	1	300	0	
ThinkFirst	ThinkFirst MO - U of MO	1	7	0	
ThinkFirst	ThinkFirst MO - U of MO	1	138	0	
ThinkFirst	ThinkFirst MO - U of MO	1	70	0	
ThinkFirst	ThinkFirst MO - U of MO	1	267	0	
ThinkFirst	ThinkFirst MO - U of MO	2	85	0	
ThinkFirst	ThinkFirst MO - U of MO	1	36	0	
ThinkFirst	ThinkFirst MO - U of MO	1	20	0	
ThinkFirst	ThinkFirst MO - U of MO	1	25	0	
ThinkFirst	ThinkFirst MO - U of MO	1	10	0	
ThinkFirst	ThinkFirst MO - U of MO	1	20	0	
ThinkFirst	ThinkFirst MO - U of MO	1	2	0	
ThinkFirst	ThinkFirst MO - U of MO	1	30	0	
ThinkFirst	ThinkFirst MO - U of MO	2	60	0	
ThinkFirst	ThinkFirst MO - U of MO	1	55	0	
ThinkFirst	ThinkFirst MO - U of MO	1	48	0	
ThinkFirst	ThinkFirst MO - U of MO	1	476	0	
ThinkFirst	ThinkFirst MO - U of MO	3	96	0	
ThinkFirst	ThinkFirst MO - U of MO	1	4	0	
ThinkFirst	ThinkFirst MO - U of MO	1	28	0	
ThinkFirst	ThinkFirst MO - U of MO	1	25	0	
ThinkFirst	ThinkFirst MO - U of MO	1	176	0	
ThinkFirst	ThinkFirst MO - U of MO	1	32	0	
ThinkFirst	ThinkFirst MO - U of MO	1	86	0	
ThinkFirst	ThinkFirst MO - U of MO	1	10	0	
ThinkFirst	ThinkFirst MO - U of MO	1	70	0	
ThinkFirst	ThinkFirst MO - U of MO	1	40	0	
ThinkFirst	ThinkFirst MO - U of MO	4	24	0	
ThinkFirst	ThinkFirst MO - U of MO	1	13	0	
ThinkFirst	ThinkFirst MO - U of MO	1	16	0	
ThinkFirst	ThinkFirst MO - U of MO	1	11	0	
ThinkFirst	ThinkFirst MO - U of MO	1	250	0	
ThinkFirst	ThinkFirst MO - U of MO	1	12	0	
ThinkFirst	ThinkFirst MO - U of MO	1	22	0	
ThinkFirst	ThinkFirst MO - U of MO	1	150	0	
ThinkFirst	ThinkFirst MO - U of MO	1	255	0	
ThinkFirst	ThinkFirst MO - U of MO	1	85	0	
ThinkFirst	ThinkFirst MO - U of MO	1	20	0	
ThinkFirst	ThinkFirst MO - U of MO	1	550	0	
ThinkFirst	ThinkFirst MO - U of MO	1	110	0	
ThinkFirst	ThinkFirst MO - U of MO	1	230	0	
ThinkFirst-Traffic Offenders	ThinkFirst MO - U of MO	1	24	0	

ThinkFirst-Traffic Offenders	ThinkFirst MO - U of MO	1	30	0	
ThinkFirst-Traffic Offenders	ThinkFirst MO - U of MO	1	25	0	
ThinkFirst-Traffic Offenders	ThinkFirst MO - U of MO	1	22	0	
ThinkFirst-Traffic Offenders	ThinkFirst MO - U of MO	1	16	0	
ThinkFirst-Traffic Offenders	ThinkFirst MO - U of MO	1	18	0	
ThinkFirst-Traffic Offenders	ThinkFirst MO - U of MO	1	23	0	
ThinkFirst-Traffic Offenders	ThinkFirst MO - U of MO	1	21	0	
ThinkFirst-Traffic Offenders	ThinkFirst MO - U of MO	1	23	0	
ThinkFirst-Traffic Offenders	ThinkFirst MO - U of MO	1	30	0	
ThinkFirst-Traffic Offenders	ThinkFirst MO - U of MO	1	27	0	
ThinkFirst-Traffic Offenders	ThinkFirst MO - U of MO	1	27	0	
ThinkFirst-Traffic Offenders	St. Joseph Safety & Health Council	48	66	0	
TRACTION	TRACTION staff	33	81	0	High School,
TRACTION	TRACTION staff	33	97	0	High School,
Traffic Stops and Vehicle Searches	MO Office of Prosecution Services	6	16	6	MSHP, Police, Sheriff, Prosecuting Attorney,
Traffic Stops and Vehicle Searches	MO Office of Prosecution Services	6	0	6	Police, Sheriff, Prosecuting Attorney,
Traffic Stops and Vehicle Searches	MO Office of Prosecution Services	6	13	6	Sheriff, Prosecuting Attorney,
Traffic Stops and Vehicle Searches	MO Office of Prosecution Services	6	18	6	Other, Police, Sheriff,
Traffic Stops and Vehicle Searches	MO Office of Prosecution Services	6	27	6	Police, Sheriff,
Traffic Stops and Vehicle Searches	MO Office of Prosecution Services	0	35	0	Police, Sheriff, Prosecuting Attorney,
Trying a DWI Case with Low or No BAC	MO Office of Prosecution Services	1	76	1	MSHP, Other, Police, Sheriff, Prosecuting Attorney, Park Rangers,
Understanding Ways to Better Enhance Traffic Cases	MO Office of Prosecution Services	1.5	57	1.5	MSHP, Police, Sheriff, Prosecuting Attorney, Park Rangers,
Vehicle Rescue	MU Fire and Rescue Training Institute	16	27	1.6	
Vehicle Rescue	MU Fire and Rescue Training Institute	16	15	1.6	
Vehicle Rescue	MU Fire and Rescue Training Institute	8	15	8	
Vehicle Rescue	MU Fire and Rescue Training Institute	8	18	8	
Vehicle Rescue	Jefferson City Fire Department	12	74	0	Fire,

Vehicle Rescue	MU Fire and Rescue Training Institute	8	30	8	
Vehicle Rescue	MU Fire and Rescue Training Institute	8	13	8	
Vehicle Rescue	MU Fire and Rescue Training Institute	8	15	8	
Vehicle Rescue	MU Fire and Rescue Training Institute	16	16	1.6	
Vehicle Rescue	MU Fire and Rescue Training Institute	8	15	8	
Vehicle Rescue	MU Fire and Rescue Training Institute	16	18	1.6	
Vehicle Rescue	MU Fire and Rescue Training Institute	16	26	1.6	
Vehicle Rescue	MU Fire and Rescue Training Institute	8	22	8	
Vehicle Rescue	MU Fire and Rescue Training Institute	16	16	1.6	
Vehicle Rescue	In House	4.75	14	0	Fire,
Vehicle Rescue	MU Fire and Rescue Training Institute	16	26	1.6	
Vehicle Search and Seizure	Missouri Southern State University	8	15	8	
Vehicle Search and Seizure	Missouri Southern State University	8	25	8	
What You Need to Know About Amendment 3	MO Office of Prosecution Services	1.5	464	1.5	MSHP, Other, Police, Sheriff, State Agency, Prosecuting Attorney, Park Rangers,
Workshop	Children's Mercy Hospital	27	12	0	
Workshop	Children's Mercy Hospital	16	12	11.7	Non-Profit,
Workshop	CMH Kansas City	4	6	4	
Workshop	Children's Mercy Hospital	4	12	4	
Workshop	Children's Mercy Hospital	27	4	24	
Workshop	Children's Mercy Hospital	24	14	24	
Workshop	CMH Kansas City	4	5	4	
Young Driver	Safety & Health Council of Western MO KS	4	21	0	
Young Driver	Safety & Health Council of Western MO KS	5	19	0	
Young Driver	Safety & Health Council of Western MO KS	4	25	0	
Young Driver	Safety & Health Council of Western MO KS	4	25	0	
Young Driver	Safety & Health Council of Western MO KS	4	9	0	
Young Driver	Safety & Health Council of Western MO KS	4	31	0	
Young Driver	Safety & Health Council of Western MO KS	4	36	0	
Young Driver	Safety & Health Council of Western MO KS	4	20	0	

Young Driver	Safety & Health Council of Western MO KS	9	10	0	
Young Driver	Safety & Health Council of Western MO KS	4	30	0	
Young Driver	Safety & Health Council of Western MO KS	9	19	0	
Young Driver	Safety & Health Council of Western MO KS	9	7	0	
Young Driver	Safety & Health Council of Western MO KS	4	20	0	
Young Driver	B.R.A.K.E.S.- Put On The Brakes, Inc.	0	370	0	
Young Driver	Safety & Health Council of Western MO KS	4	33	0	
Young Driver	Safety & Health Council of Western MO KS	4	7	0	
Young Driver	Safety & Health Council of Western MO KS	4	33	0	
Young Driver	Safety & Health Council of Western MO KS	5	31	0	
Young Driver	Safety & Health Council of Western MO KS	5	29	0	
Young Driver	Safety & Health Council of Western MO KS	5	30	0	
Young Driver	Safety & Health Council of Western MO KS	5	21	0	
Young Driver	Safety & Health Council of Western MO KS	9	22	0	
Young Driver	Safety & Health Council of Western MO KS	5	37	0	
Young Driver	Safety & Health Council of Western MO KS	5	17	0	Safety Council,
Young Driver	Safety & Health Council of Western MO KS	4	39	0	
Young Driver	Safety & Health Council of Western MO KS	4	27	0	
Young Driver	Safety & Health Council of Western MO KS	8	24	0	
Young Driver	Safety & Health Council of Western MO KS	4	33	0	
Young Driver	Safety & Health Council of Western MO KS	4	34	0	
Young Driver	Safety & Health Council of Western MO KS	4	23	0	
Young Driver	Safety & Health Council of Western MO KS	5	25	0	
Young Driver	Safety & Health Council of Western MO KS	8	24	0	
Young Driver	Safety & Health Council of Western MO KS	4	19	0	
Young Driver	Safety & Health Council of Western MO KS	4	16	0	
Young Driver	Safety & Health Council of Western MO KS	4	19	0	
Young Driver	Safety & Health Council of Western MO KS	4	27	0	

Young Driver	Safety & Health Council of Western MO KS	4	17	0	
Young Driver	Safety & Health Council of Western MO KS	4	24	0	
Young Driver	Safety & Health Council of Western MO KS	8	17	0	
Young Driver	Safety & Health Council of Western MO KS	4	26	0	
Young Driver	Safety & Health Council of Western MO KS	4	24	0	
Young Driver	Safety & Health Council of Western MO KS	4	18	0	
Young Driver	Safety & Health Council of Western MO KS	4	11	0	
Young Driver	Safety & Health Council of Western MO KS	8	17	0	
Young Driver	Safety & Health Council of Western MO KS	5	23	0	
Young Driver	Safety & Health Council of Western MO KS	5	13	0	
Young Driver	Safety & Health Council of Western MO KS	5	28	0	
Young Driver	Safety & Health Council of Western MO KS	8	29	0	
Young Driver	Safety & Health Council of Western MO KS	5	22	0	
Young Driver	Safety & Health Council of Western MO KS	5	24	0	
Young Driver	Safety & Health Council of Western MO KS	5	16	0	
Young Driver	Safety & Health Council of Western MO KS	5	26	0	
Young Driver	Safety & Health Council of Western MO KS	8	5	0	
Young Driver	Safety & Health Council of Western MO KS	4	29	0	
Young Driver	Safety & Health Council of Western MO KS	4	13	0	
Young Driver	Safety & Health Council of Western MO KS	4	41	0	
Young Driver	Safety & Health Council of Western MO KS	4	11	0	
Young Driver	Safety & Health Council of Western MO KS	4	20	0	
Young Driver	Safety & Health Council of Western MO KS	4	27	0	
Young Driver	Safety & Health Council of Western MO KS	4	6	0	
Young Driver	Safety & Health Council of Western MO KS	4	25	0	
Young Driver	Safety & Health Council of Western MO KS	8	15	0	
Young Driver	Safety & Health Council of Western MO KS	4	19	0	
Young Driver	Safety & Health Council of Western MO KS	4	14	0	

Young Driver	Safety & Health Council of Western MO KS	4	35	0	
Young Driver	Safety & Health Council of Western MO KS	8	16	0	
Young Driver	Safety & Health Council of Western MO KS	4	23	0	
Young Driver	Safety & Health Council of Western MO KS	4	16	0	
Young Driver	Safety & Health Council of Western MO KS	4	16	0	
Young Driver	Safety & Health Council of Western MO KS	8	16	0	
Young Driver	Safety & Health Council of Western MO KS	4	33	0	
Young Driver	Safety & Health Council of Western MO KS	4	30	0	
Young Driver	Safety & Health Council of Western MO KS	4	28	0	
Young Driver	Safety & Health Council of Western MO KS	4	26	0	
Young Driver	Safety & Health Council of Western MO KS	5	15	0	
Young Driver	Safety & Health Council of Western MO KS	5	8	0	
Young Driver	Safety & Health Council of Western MO KS	5	5	0	
Young Driver	Safety & Health Council of Western MO KS	5	38	0	
Young Driver	Safety & Health Council of Western MO KS	5	33	0	
Young Driver	Safety & Health Council of Western MO KS	8	14	0	
Young Driver	Safety & Health Council of Western MO KS	4	22	0	
Young Driver	Safety & Health Council of Western MO KS	8	8	0	
Young Driver	Safety & Health Council of Western MO KS	4	14	0	
Young Driver	Safety & Health Council of Western MO KS	4	40	0	
Young Driver	Safety & Health Council of Western MO KS	4	14	0	
Young Driver	Safety & Health Council of Western MO KS	8	13	0	
Young Driver	Safety & Health Council of Western MO KS	4	25	0	
Young Driver	Safety & Health Council of Western MO KS	4	35	0	
Young Driver	Safety & Health Council of Western MO KS	4	9	0	
Young Driver	Safety & Health Council of Western MO KS	4	13	0	
Young Driver	Safety & Health Council of Western MO KS	4	34	0	
Young Driver	Safety & Health Council of Western MO KS	4	18	0	

Young Driver	Safety & Health Council of Western MO KS	8	39	0	
Young Driver	Safety & Health Council of Western MO KS	4	11	0	
Young Driver	Safety & Health Council of Western MO KS	4	17	0	
Young Driver	Safety & Health Council of Western MO KS	4	10	0	
Young Driver	Safety & Health Council of Western MO KS	4	29	0	
Young Driver	Safety & Health Council of Western MO KS	4	14	0	
Young Driver	Safety & Health Council of Western MO KS	4	15	0	
Young Driver	Safety & Health Council of Western MO KS	4	12	0	
Young Driver	Safety & Health Council of Western MO KS	4	31	0	
Young Driver	Safety & Health Council of Western MO KS	4	6	0	
Young Driver	Safety & Health Council of Western MO KS	4	27	0	
Young Driver	Safety & Health Council of Western MO KS	4	13	0	
Young Driver	Safety & Health Council of Western MO KS	4	17	0	
Young Driver	Safety & Health Council of Western MO KS	4	44	0	
Young Driver	Safety & Health Council of Western MO KS	4	15	0	
Young Driver	Safety & Health Council of Western MO KS	4	37	0	
Young Driver	Safety & Health Council of Western MO KS	4	7	0	
Young Driver	Safety & Health Council of Western MO KS	4	20	0	
Young Driver	Safety & Health Council of Western MO KS	4	31	0	
Young Driver	Safety & Health Council of Western MO KS	4	12	0	
Young Driver	Safety & Health Council of Western MO KS	4	8	0	
Young Driver	Safety & Health Council of Western MO KS	4	26	0	
Young Driver	Safety & Health Council of Western MO KS	4	15	0	
Young Driver	Safety & Health Council of Western MO KS	4	35	0	
Young Driver	Safety & Health Council of Western MO KS	4	31	0	
Young Driver	Safety & Health Council of Western MO KS	4	9	0	
Young Driver	Safety & Health Council of Western MO KS	4	17	0	
Young Driver	Safety & Health Council of Western MO KS	4	24	0	

Young Driver	Safety & Health Council of Western MO KS	4	48	0	
Young Driver	Safety & Health Council of Western MO KS	4	17	0	
Young Driver	Safety & Health Council of Western MO KS	4	16	0	
Young Driver	Safety & Health Council of Western MO KS	4	16	0	
Young Driver	Safety & Health Council of Western MO KS	4	11	0	
Young Driver	Safety & Health Council of Western MO KS	9	9	0	
Young Driver	Safety & Health Council of Western MO KS	4	20	0	
Young Driver	Safety & Health Council of Western MO KS	4	18	0	
Young Driver	Safety & Health Council of Western MO KS	9	21	0	
Young Driver	Safety & Health Council of Western MO KS	9	19	0	
Young Driver	Safety & Health Council of Western MO KS	9	16	0	
Young Driver	Safety & Health Council of Western MO KS	9	7	0	
Young Driver	Safety & Health Council of Western MO KS	4	29	0	
Young Driver	Safety & Health Council of Western MO KS	4	21	0	
Young Driver	Safety & Health Council of Western MO KS	9	17	0	
Young Driver	Safety & Health Council of Western MO KS	4	22	0	
Young Driver	Safety & Health Council of Western MO KS	4	17	0	
Young Driver	Docu Drama's	3	700	0	
Young Driver	St. Joseph Safety & Health Council	0	30	0	
Young Driver	St. Joseph Safety & Health Council	640	101	0	
Young Driver	St. Joseph Safety & Health Council	45	88	0	
Young Driver	St. Joseph Safety & Health Council	150	41	0	
Young Driver	St. Joseph Safety & Health Council	64	700	0	
Young Driver	St. Joseph Safety & Health Council	160	88	0	
Young Driver	St. Joseph Safety & Health Council	2	100	0	
Young Driver	St. Joseph Safety & Health Council	4	100	0	
Young Driver	St. Joseph Safety & Health Council	4	7	0	
Young Driver	B.R.A.K.E.S.- Put On The Brakes, Inc.	0	347	0	
Young Driver	B.R.A.K.E.S.- Put On The Brakes, Inc.	0	341	0	

Young Driver	Safety & Health Council of Western MO KS	4	33	0	
Young Driver	Safety & Health Council of Western MO KS	4	17	0	
Young Driver	Safety & Health Council of Western MO KS	4	32	0	
Young Driver	Safety & Health Council of Western MO KS	8	23	0	
Young Driver	Safety & Health Council of Western MO KS	4	34	0	
Young Driver	Safety & Health Council of Western MO KS	4	36	0	