

A nighttime photograph of a city skyline with illuminated skyscrapers and a multi-level highway interchange with light trails from traffic. The scene is set against a dark blue twilight sky.

MISSOURI'S  
ANNUAL  
PERFORMANCE  
**REPORT**  
**2020**

---

MoDOT  
Highway Safety  
and Traffic

# ANNUAL REPORT FEDERAL FISCAL YEAR 2020

PREPARED BY - MISSOURI HIGHWAY SAFETY OFFICE  
(HIGHWAY SAFETY & TRAFFIC DIVISION)

---

JONATHAN NELSON .....ASSISTANT TO STATE HIGHWAY SAFETY AND TRAFFIC ENGINEER  
SCOTT JONES .....PROGRAM ADMINISTRATOR  
HEATHER LUEBBERT .....COMMERCIAL MOTOR VEHICLE PROGRAM MANAGER  
SCOTT WILSON .....LAW ENFORCEMENT PROGRAM MANAGER  
MANDY KLIETHERMES .....LAW ENFORCEMENT PROGRAM MANAGER  
MIKE STAPP .....LAW ENFORCEMENT PROGRAM MANAGER  
AMITY JEFFRIES .....IMPAIRED DRIVING & ELDER DRIVER PROGRAM MANAGER  
TARA VAN LOO .....CHILD PASSENGER SAFETY & BIKE/PEDESTRIAN PROGRAM MANAGER  
KACEY MORGAN .....TEEN PROGRAM MANAGER  
KELLY JACKSON .....PAID MEDIA MANAGER  
BRENDA AHLERS .....OFFICE MANAGER  
DARLA STUMPE.....DATA SUPPORT  
CARRIE AHART .....LAYOUT & DATA SUPPORT



1

INTRODUCTION TO THE MISSOURI  
HIGHWAY SAFETY OFFICE

2-3

MISSOURI HIGHWAY SAFETY  
PROGRAM Guidelines, Purpose,  
Problem ID, Data Analysis, Strategies/  
Results, Program Evaluation and  
Internal Activities

4

MISSOURI'S EMPHASIS & FOCUS  
AREAS Emphasis Areas I - VI

5-12

SNAPSHOT OF MISSOURI STATISTICS

13-15

CORE OUTCOME MEASURES

16

FY2020 CONTRACT DISTRIBUTION

17-35

PROGRAM GOALS, RESULTS &  
ACTIVITIES

APPENDICES A-D  
A - HS 217 Financial Report  
B - Sub-recipient Crash Statistical History  
C - Project Summaries & Projects not Implemented  
D -Training Report

# TABLE OF CONTENTS

# INTRODUCTION

The Missouri Department of Transportation's (MoDOT) mission is to provide a world-class transportation system that is safe, innovative, reliable and dedicated to a prosperous Missouri. The Highway Safety and Traffic Division (HSTD) serves as Missouri's State Highway Safety Office (SHSO) and leads the state's efforts to reduce the number of fatalities and serious injuries resulting from traffic crashes on Missouri's roadways. This effort is carried out through multiple MoDOT programs, including the Highway Safety Plan (HSP), the Commercial Vehicle Safety Plan (CVSP), and the Highway Safety Improvement Program (HSIP). Collectively, these programs support the state's overall Strategic Highway Safety Plan (SHSP), a comprehensive plan developed by MoDOT and the Missouri Coalition for Roadway Safety (MCRS) to improve highway safety by implementing strategies across a broad spectrum, including education, public policy, enforcement, engineering, and emergency medical services. Through the end of 2020, MoDOT and the MCRS operated under the state's 4th SHSP titled, *Missouri's Blueprint: A Partnership Toward Zero Deaths*. Historically, the SHSP has been updated every 4 years in order to ensure the plan is still emphasizing the most pressing needs based on recent trends and data. Consistent with this practice, a 5th SHSP was developed and officially unveiled in October 2020. The new plan, *Show-Me Zero: Driving Missouri Toward Safer Roads*, will serve as the state's SHSP through 2025. While Show-Me Zero has officially been adopted as the new SHSP, this annual report is specific to highway safety programs implemented in federal fiscal year FY20 in accordance with the state's previously submitted HSP. Thus, this annual report corresponds with activities carried out in support of the previous SHSP, *Missouri's Blueprint*. However, it should be noted many of the emphasis areas from the previous SHSP are similar to those in the new SHSP. Thus, most of the HSP programs and activities described in this report also support the new SHSP, *Show-Me Zero*.

In order to carry out the planned activities in the FFY20 HSP, the Highway Safety and Traffic Division staff worked closely with state and local agencies to develop and implement programs which are innovative, cost efficient and, above all, effective in saving lives. This effort required action from numerous individuals and organizations. The Highway Safety and Traffic Division strives to incorporate involvement from both traditional and non-traditional partners in our safety endeavors. Expanded partnerships enable us to reach a broader base of customers with the life-saving messages of highway safety. The accomplishments noted in this report would not have occurred without the dedication and foresight of staff from MoDOT's Highway Safety and Traffic Division and our partners throughout the state.

Two issues have greatly impacted Missouri during FY2020. Obviously COVID-19 has had a world-wide effect on day-to-day life and this has certainly not escaped the Highway Safety world. A number of projects that require face-to-face contact (conferences, training, outreach events, and even monitoring) were either minimized or canceled. Throughout this document, the projects affected have been noted. Another issue that Missouri encountered was the legislative repeal of Missouri's universal motorcycle helmet law. While the law went into effect August 28, 2020, numerous motorcyclists could be observed riding without a helmet as early as May 2020 when the bill was passed by the Missouri legislature, but before it was signed by the Governor.

# MISSOURI HIGHWAY SAFETY PROGRAM

## DATA ANALYSIS

An annual Highway Safety Plan (HSP) is developed by the HSTD utilizing statewide traffic crash data. The Missouri State Highway Patrol serves as the central repository

for all traffic crash data in the state. MoDOT's HSTD analyzes data to compile statistics on fatalities and serious injuries and to identify trends, areas of improvement and potential countermeasures to implement. Three years' worth of crash statistics are compiled to provide a more representative sampling, thereby more effectively normalizing the data. Missouri uses comprehensive data sources which include: The Missouri State Highway Patrol crash repository (STARS) and MoDOT's Transportation Management System (TMS). The data presented in this report represents 2019 as 2020 data is not complete, depending on the section; the data could have been extracted from State (STARS) or Federal (FARS) data sources.

## GUIDELINES

In the State of Missouri, the state highway safety program is administered through the Highway Safety and Traffic Division (HSTD), Missouri Department of Transportation. The Annual Report covers those activities funded for the period October 1, 2019, through September 30, 2020. The structure of this report follows the guidelines set forth by the National Highway Traffic Safety Administration (NHTSA) and the Federal Highway Administration (FHWA) Order 960-2/7510.3A.

In the State of Missouri, the state highway safety program is administered through the Highway Safety and Traffic Division (HSTD), Missouri Department of Transportation.

## PURPOSE

The National Highway Safety Act of 1966 charges each Governor with the responsibility of establishing a state highway safety program. The goal of the HSTD is to reduce both the number of fatalities and serious injuries resulting from crashes on Missouri roadways.

The National Highway Safety Act of 1966 charges each Governor with the responsibility of establishing a state

## STRATEGIES

Missouri's strategies to reduce fatalities have been integrated into all key planning documents that include: Strategic Highway Safety Plan (SHSP); the Commercial Vehicle Safety Plan (CVSP); and the Highway Safety Plan (HSP). The fatality reduction goal is also included in the Highway Safety Improvement Program (HSIP) Annual Report along with fatalities, fatality rates and serious injuries. Every effort is made to establish evidence-based strategies that guide Missouri to meet this target.

State and local governmental agencies are solicited to assist in the development of countermeasure projects to address the traffic crash issues through the Missouri Coalition for Roadway Safety and Highway Safety Grant Funding. These projects are then compiled into a comprehensive highway safety plan for the state. Federal funding to support the HSTD is channeled to the state from the Section 402 Highway Safety Program within the U.S. Department of Transportation. In addition to 402 funding, Missouri also received Section 154 AL, 154 HE, and 405b, c, d, and f funding.

## PROBLEM ID

Traffic crashes are, unfortunately, an everyday occurrence in our mobile society. In 2019, there were 157,040 traffic crashes in Missouri.

## CALENDAR YEAR

## DATA

In these crashes, 880 people lost their lives and 55,098 persons were injured. Based on the U.S. Department of Transportation Guidance on Treatment of the Economic Value of a Statistical Life of \$9.963 million per fatality, this resulted in an economic loss to the state of nearly \$8.8 billion. Per the Centers for Disease Control and Prevention, Leading Causes of Injury Deaths by Age Group in 2018, motor vehicle traffic crashes were the leading cause of death among people ages 5 to 9 and 15 to 24 years old.

## SUCCESSES/ RESULTS

Since inception of the highway safety program in 1967, Missouri has witnessed a drop in the vehicle death rate per 100 million vehicle

miles traveled from 5.5 to 1.12 in 2019. Missouri is finally seeing a downward trend in the number of fatalities that occurred in 2017, 2018 and 2019. In 2017, there was a decrease of 15 fatalities from the previous year and in 2018 we experienced another decrease of 11 fatalities. In 2019, there was a continued decrease in fatalities by a total of 41. Missouri is now seeing a decrease in the its three-year moving average.

FARS Data	
Overall Crashes in 2017 -	154,971
Injuries in 2017 -	57,771
Deaths in 2017 -	932
Overall Crashes in 2018 -	155,933
Injuries in 2018 -	55,644
Deaths in 2018 -	921
Overall Crashes in 2019 -	157,040
Injuries in 2019 -	55,098
Deaths in 2019 -	880

## PROGRAM EVALUATION

Two types of evaluation methods are used to determine program effectiveness—administrative and

impact. Administrative evaluations measure the operational efficiency of task activities relative to meeting the established goals and objectives of the project, including a Risk Assessment conducted prior to awarding a sub-recipient a contract. Impact evaluations determine the extent to which the project was able to impact traffic crash involvement.

Included with this Annual Report are traffic safety countermeasure programs that have demonstrated best practices. These programs satisfy most, if not all, of the following criteria:

- They use crash statistics and other data to identify problem

areas;

- They target high risk groups of individuals;
- They utilize knowledge & expertise of the local community to propose workable solutions;
- They apply varied resources from numerous sources;
- They are comprehensive in design; and
- They seek to modify behavior through effective enforcement, education, EMS and engineering.

## INTERNAL ACTIVITIES

In addition to administering programs that are funded through state and local government agencies, HSTD staff members participate in activities to further highway safety within the state. These include, but aren't limited to:

- Production and distribution of highway safety materials;
- Legislative tracking and review;
- Training presentations (child passenger safety, safety belts, law enforcement grant applications, highway safety programs, legislation, youth issues, etc.);
- Exhibits (safety fairs, conferences, State Fair, employer programs, etc.)
- Press conferences & media events; and
- Federal, state and local committees/boards with like-minded missions.



# EMPHASIS & FOCUS AREAS

The Missouri Blueprint ~ A Partnership Toward Zero Deaths addresses six emphasis and 25 focus areas. Only key strategies that provide the greatest likelihood of reducing roadway-related fatalities and serious injuries are included. Extensive data analysis and review of current research were used as a basis for strategy selection.

Strategies were developed for each of these focus areas that incorporated the 4 E's – education, enforcement, engineering, and emergency response as well as technology and public policy. All of these are also included in the Highway Safety Plan (HSP), which also addresses the areas of Public Information and Education, and Engineering.

The Emphasis Areas that the MoDOT and safety partners place focus on are below:

## ***Emphasis Area I / Serious Crash***

### **Types Focus Areas**

- o Lane Departure
  - Run-Off-Road - Not in a Curve
  - Run-Off-Road - In a Curve
  - Collisions with Trees and/or Utility Poles
  - Head-On
- o Intersection Crashes
  - Non-Signalized
  - Signalized

## ***Emphasis Area II / High-Risk Driving and Unrestrained***

### **Occupants**

#### **Focus Areas**

- o Aggressive Driving
- o Unrestrained Drivers and Occupants
- o Substance-Impaired Driving
- o Unlicensed/Improperly Licensed Driving
- o Young Driver (15 - 20 years of age)
- o Distracted/Inattentive Driving
- o Drowsy Driving

## ***Emphasis Area III / Special Vehicles***

### **Focus Areas**

- o Commercial Motor Vehicles (CMVs)
- o All-Terrain Vehicles (ATVs)/Utility Vehicles (UTV's)
- o School Buses

## ***Emphasis Area IV / Vulnerable Roadway Users***

### **Focus Areas**

- o Older Drivers (Age 65 or older)
- o Motorcyclists
- o Pedestrians
- o Bicyclists

## ***Emphasis Area V / Special Roadway Environments***

### **Focus Areas**

- o Nighttime Driving
- o Work Zone
- o Highway / Rail Crossing
- o Traffic Incident Management Areas

## ***Emphasis Areas VI / Data and Data System***

### **Improvements Focus Areas**

- o Data Collection
- o Data Accessibility
- o System Linkage



## SNAPSHOT OF MO STATISTICS

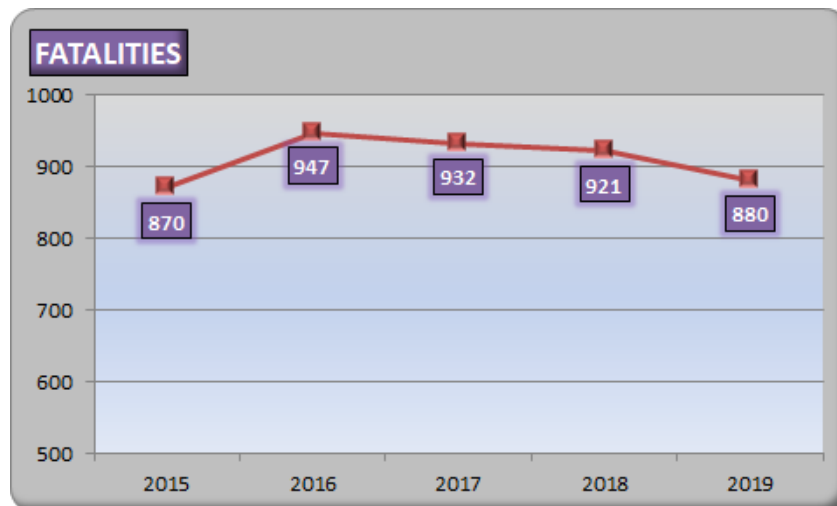
Since this HSP is directed toward modifying behavior so that safety will be the accepted norm, it stands to reason that we must identify the behavior, choices and demographics most closely associated with severe crashes in Missouri. As a result, the HSP as well as this report references strategies for targeted audiences. The term “target audience” infers a population group that is overrepresented in a particular type of crash (e.g., drinking drivers) or is underrepresented in using safety devices (e.g., un-helmeted motorcyclists or unrestrained occupants). This terminology is in no way meant to profile certain populations by age, gender, race, or nationality. Rather, this is an accepted term to identify specific population groups that must be

reached with our highway safety messages and enforcement efforts if we are to reduce traffic crashes, prevent injuries and save lives.

This section gives an overall snapshot view of the fatalities occurring on Missouri roadways during the past five years for each program area. The remainder of the report uses one year’s worth of crash statistics to provide a representative sampling. The data in this section is state data only.

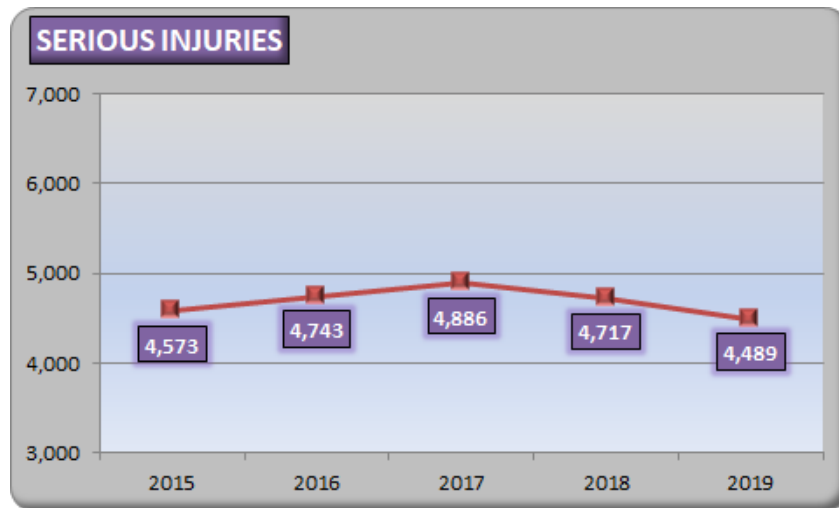
Overall Fatalities/Serious Injuries - A substantial number of people continue to be killed and seriously injured on Missouri roadways and most of these traffic crashes are preventable.

The graph below illustrates the number of fatalities on Missouri roadways from 2015-2019.

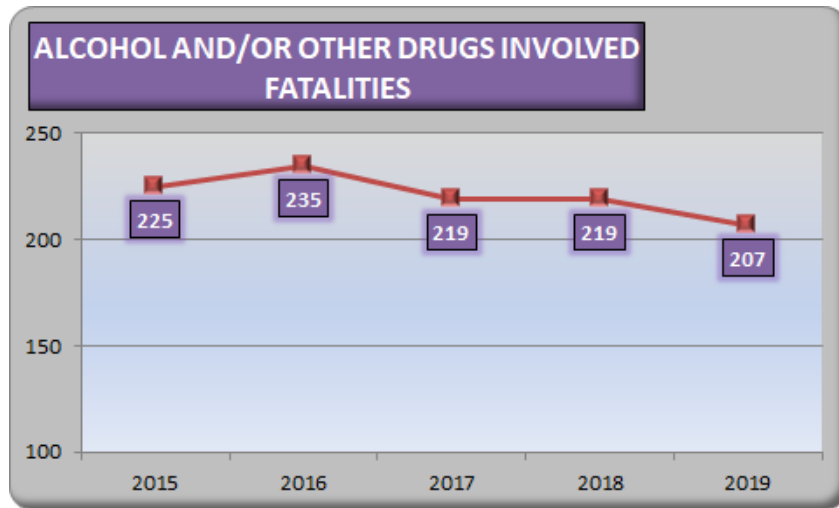




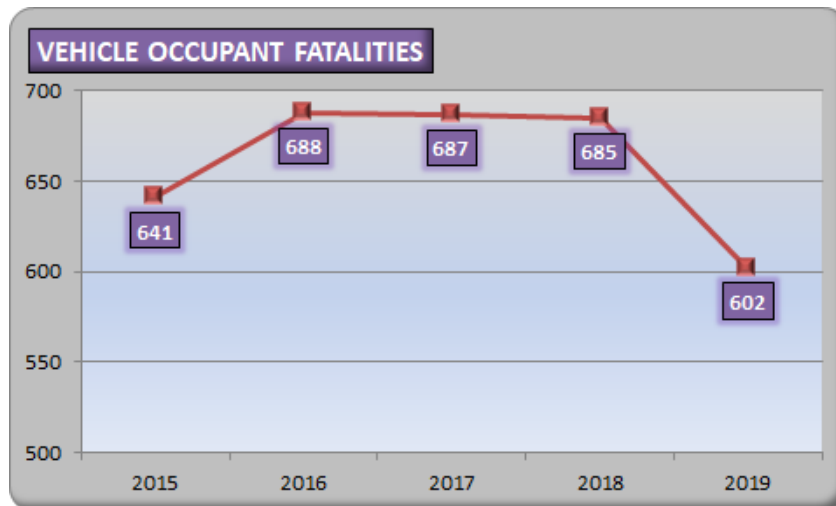
The graph below illustrates the number of serious injuries on Missouri roadways from 2015-2019.



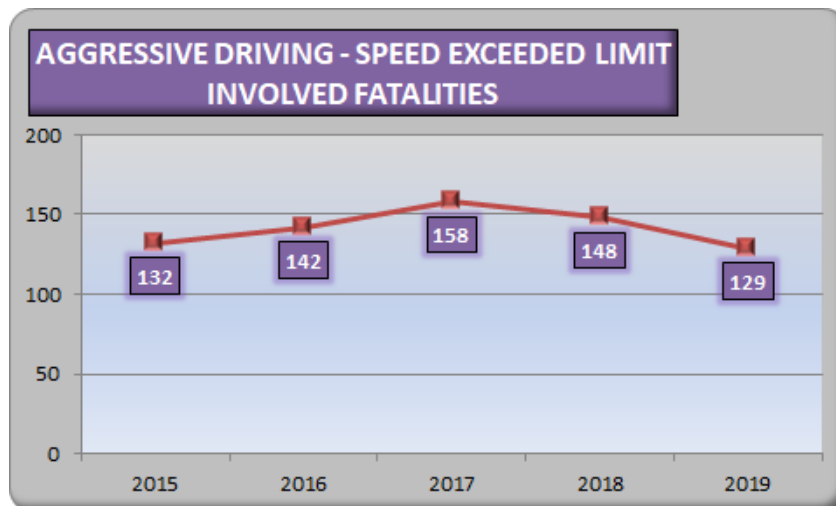
Alcohol & Other Drugs - Of the 1,105 people killed in 2015-2019 alcohol and/or other drug-related traffic crashes, 69% were the substance-impaired driver/pedestrian/bicyclist and 31% were some other party involved.

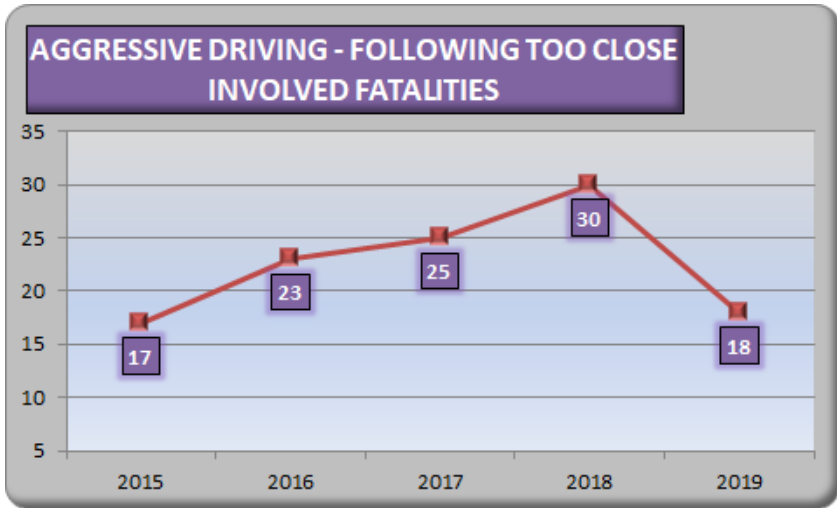
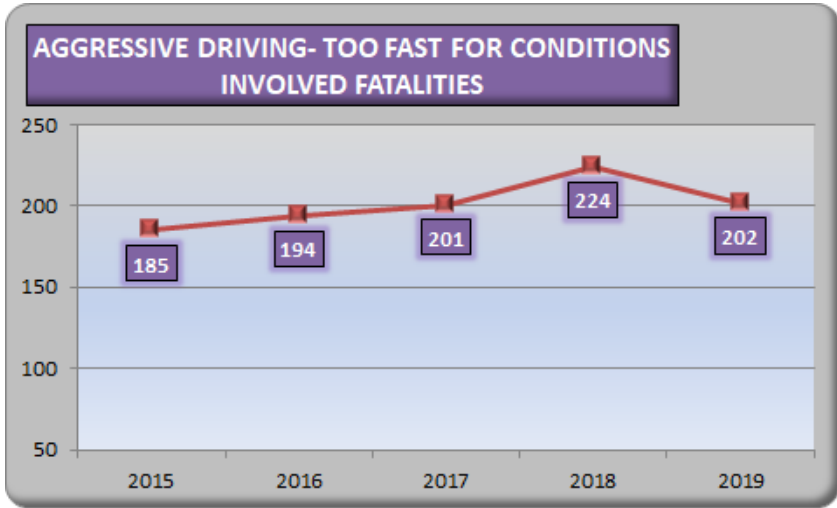


Occupant Protection - In known cases of those occupants killed in 2015-2019 who were totally ejected from the vehicle, 97% were not restrained and of those partially ejected, 88% were not restrained. Of the occupants killed who were not ejected from their vehicles, 50% were not restrained.

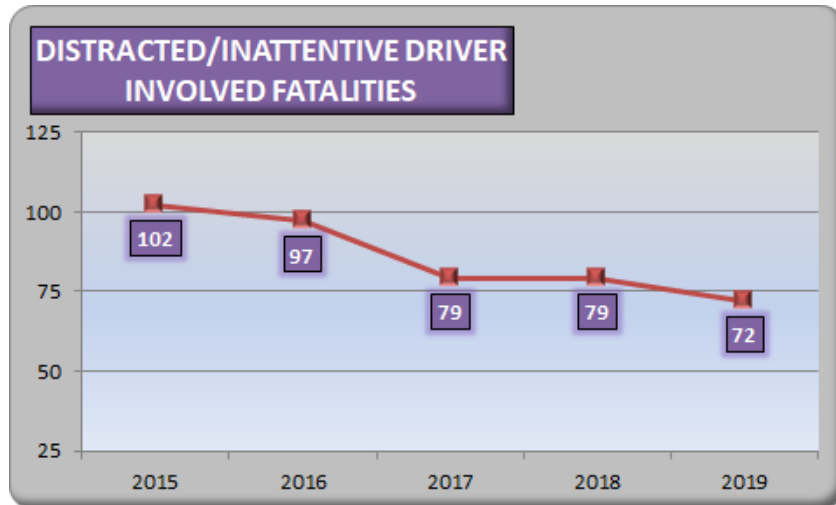


Aggressive Drivers – Aggressive driving is a serious problem on Missouri’s roadways and has contributed substantially to traffic crashes, especially crashes resulting in death.

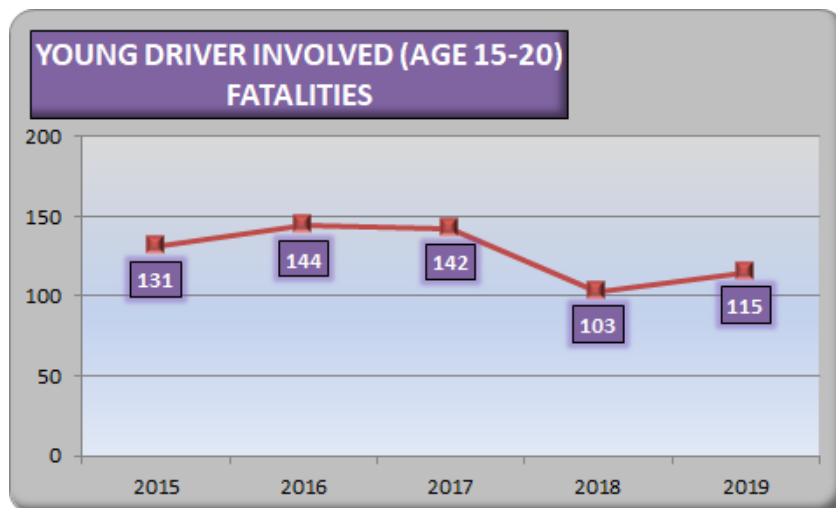




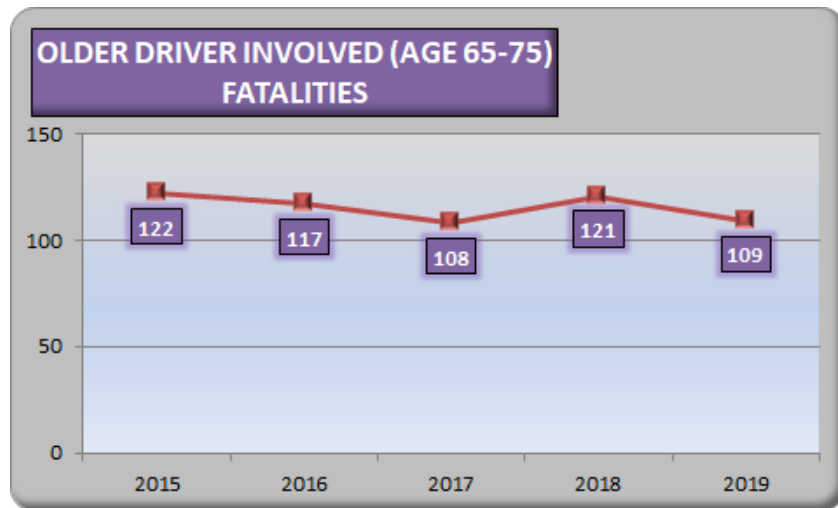
Distracted Drivers – Approximately 36% of the distracted drivers involved in fatal car crashes in the last five years were between 15 and 30 years of age. The graph below illustrates all those killed in crashes involving a distracted driver.



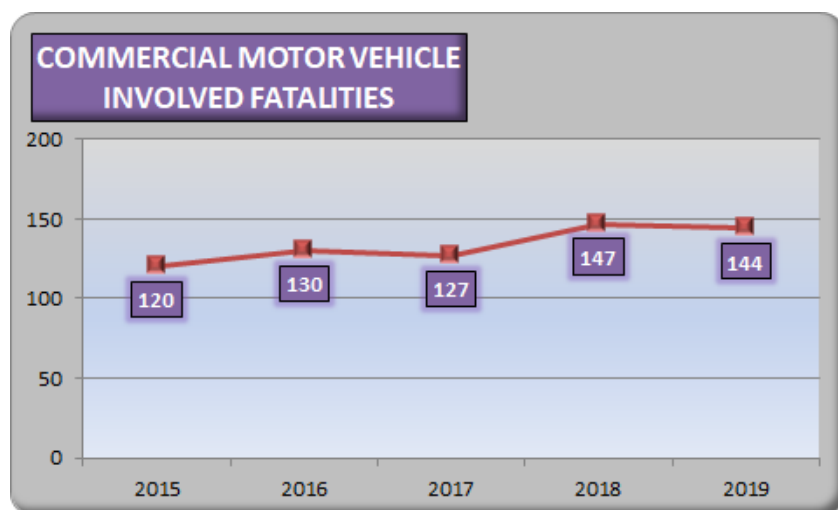
Young Drivers – Of all 2015-2019 fatal and serious injury crashes in Missouri, 17% involved a young driver (15-20) of a motor vehicle.



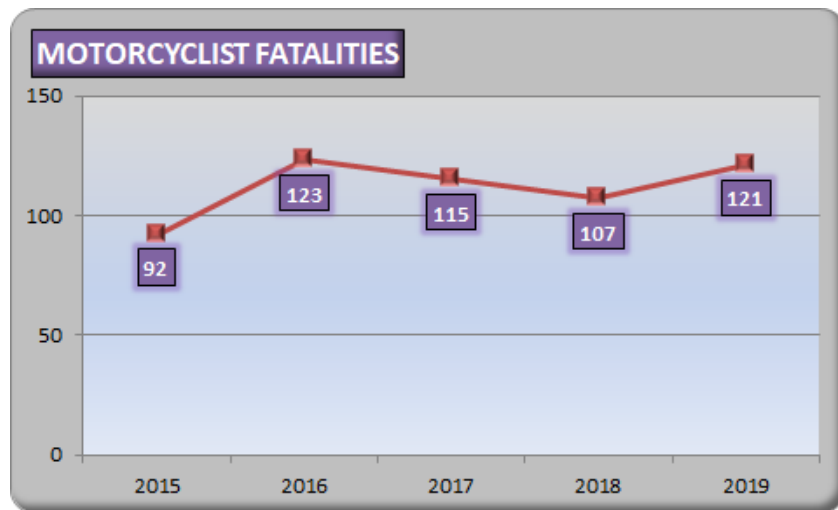
Older Drivers – Of all 2015-2019 fatal and serious injury crashes in Missouri, 11% involved an older driver (65-75) of a motor vehicle.



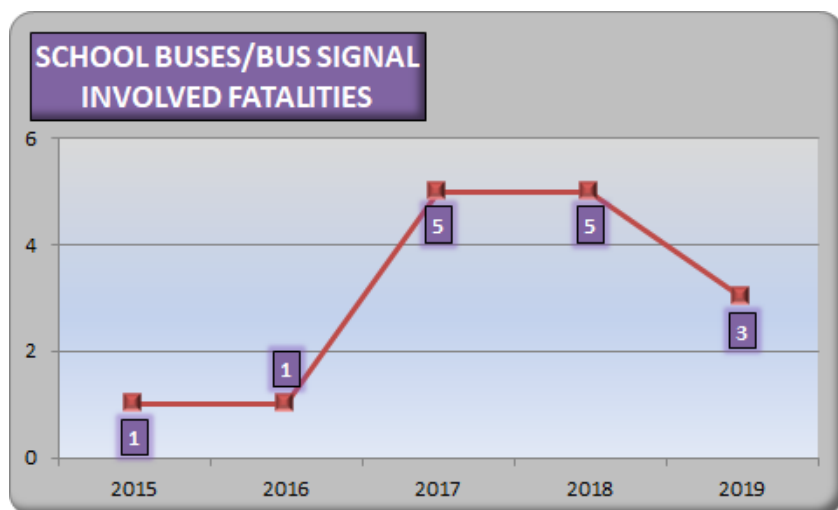
Commercial Motor Vehicles - In 2015-2019, there were 774,699 traffic crashes in the state. In these crashes, 72,689 (9%) involved at least one commercial motor vehicle. Of the 4,207 fatal crashes, however, 603 (14%) involved at least one commercial motor vehicle.



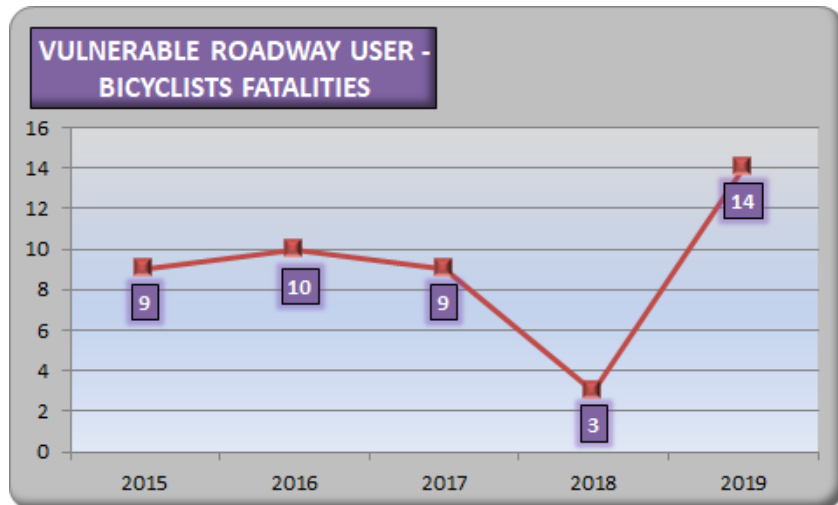
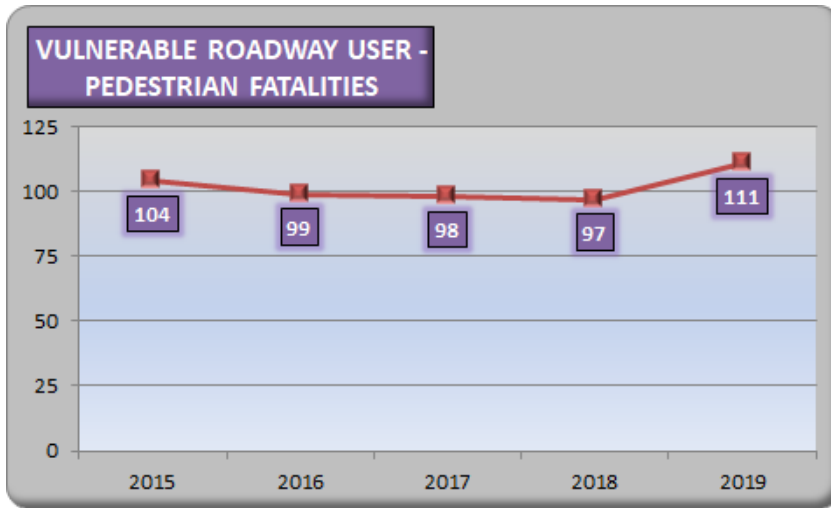
Motorcycles - In most instances, motorcycle drivers and/or their passengers are the ones killed and seriously injured when they are involved in a traffic crash.



Crashes Involving School Buses - Of the 15 persons killed during 2015-2019 in crashes involving school buses, one was a school bus driver, two were pedestrians and 12 were some other person in the incident.



Vulnerable Roadway Users - Pedestrians and bicyclists alike need to understand that they have primary responsibility for their own safety; however, the motoring public also has a responsibility to share the road in a safe manner with these vulnerable road users.



# CORE OUTCOME MEASURES

In addition to the Focus Areas, the HSP focuses on 12 Core Outcome Measures.

The National Highway Traffic Safety Administration (NHTSA) and the Governors Highway Safety Association (GHSA) have agreed on a minimum set of performance measures to be used by States and federal agencies in the development and implementation of behavioral highway safety plans and programs. An expert panel from NHTSA, State Highway Safety Offices, academic and research organizations, and other key groups assisted in developing the measures.\*

The initial minimum set contains 12 measures: 11 core outcome measures and one core behavior measure. The measures cover the major areas common to State highway safety plans and use existing data systems. The following outlines the 12 performance measures which will be identified within their respective program areas. The 2019 calendar year FARS and STARS results are listed below each goal.



\*Traffic Safety Performance Measures for States and Federal Agencies DOT HS 811 025, August 2008.

## C-1 FATALITIES - NOTMET

To decrease traffic fatalities by 13.0 percent annually resulting in a change to the 2016-2020 moving average from 854.0 (2013-2017 moving average) to 859.3 (2016-2020 moving average) by December 31, 2020.

**2019 GOAL:** 872.3  
**2019 RESULT:** 910.0 (FARS 5-year Average)

## C-2 SERIOUS INJURIES - NOT MET

To decrease serious traffic injuries by 8.0 percent annually resulting in a change to the 2016-2020 moving average from 4,759.6 (2013-2017 moving average) to 4,505.4 (2016-2020 moving average) by December 31, 2020.

**2019 GOAL:** 4,433.8  
**2019 RESULT:** 4,681.6 (STARS 5-year Average)

## C-3 FATALITIES/VMT - NOTMET

To decrease fatalities per 100 million vehicle miles (VMT) annually resulting in a change to the 2016-2020 moving average from 1.175 (2013-2017 moving average) to 1.130 (2016-2020 moving average) by December 31, 2020.

**2019 GOAL:** 1.160  
**2019 RESULT:** 1.213 (FARS 5-year Average)  
2019 Rural Goal: 1.536  
2019 Rural Results: 1.566  
2019 Urban Goal: 1.045  
2019 Urban Result: 0.947

*\*To address performance measures, C-1 through C-3, Missouri has incorporated quarterly speed campaigns, additional TRACTION conferences to address more young drivers, Boosters to Belts to have young drivers present to elementary age children on safe driving/riding practices, started a young driver education program (PEERS) to improve teen seat belt use and driving skills, and implemented additional ARIDE classes via a GHSA grant. Missouri plans to deploy an online youth education program and a new pedestrian awareness campaign.*



## C-4 UNRESTRAINED PASSENGER VEHICLE OCCUPANT FATALITIES - MET

Based on an annual average increase of 3.26 percent in unrestrained passenger vehicle occupant fatalities from 2013 to 2017, Missouri is projecting 390.2 five-year average unrestrained passenger vehicle occupant fatalities by December 31, 2020.

**2019 GOAL:** 385.5

**2019 RESULT:** 367.6 (FARS 5-year Average)

*\*Missouri plans to continue the Buckle Up, Phone Down Program as well as prioritize nighttime seat belt enforcement in the FY22 HSP.*

## C-5 ALCOHOL-IMPAIRED DRIVING FATALITIES - NOT MET

Based on an annual average increase of .82 percent in alcohol-impaired driving involved fatalities from 2013 to 2017, Missouri is projecting 255.1 five-year average alcohol-impaired driving involved fatalities by December 31, 2020.

**2019 GOAL:** 230.3

**2019 RESULT:** 239.2 (FARS 5-year Average)

*\*Missouri plans to continue expanding our efforts related to drug impaired driving, including public awareness and enforcement. Missouri also plans to streamline the DRE training program. Missouri has also entered a partnership with the American Bar Assoc. to establish a State Judicial Outreach Liaison. For FY22, Missouri plans to evaluate the SJOL partnership and will most likely begin funding this program through the HSP. Missouri has also entered a partnership with the Missouri Safety Center to evaluate the feasibility of a law enforcement phlebotomy program.*

## C-6 SPEEDING RELATED FATALITIES - NOT MET

Based on an annual average increase of 2.47 percent in speed related fatalities from 2013 to 2017, Missouri is projecting 350.0 five-year average speed related fatalities by December 31, 2020.

**2019 GOAL:** 331.7

**2019 RESULT:** 335.8 (FARS 5-year Average)

*\*Missouri plans to continue our recently established quarterly speed campaigns and Missouri has also prioritized speed concerns in our new SHSP.*

## C-7 MOTORCYCLIST FATALITIES - NOT MET

Based on an annual average increase of 12.70 percent in motorcyclist fatalities from 2013 to 2017, Missouri is projecting 122.5 five-year average motorcyclist fatalities by December 31, 2020.

**2019 GOAL:** 115.3

**2019 RESULT:** 116.4 (FARS 5-year Average)

## C-8 UNHELMETED MOTORCYCLIST FATALITIES - MET

Based on an annual average increase of 37.14 percent in unhelmeted motorcyclist fatalities from 2013 to 2017, Missouri is projecting 13.8 five-year average unhelmeted motorcyclist fatalities by December 31, 2020.

**2019 GOAL:** 13.8

**2019 RESULT:** 13.2 (FARS 5-year Average)

*\*To address performance measures, C-7 and C-8, Missouri has fortified the Missouri Safety Center's Motorcycle Safety Program and are also starting a project with the Springfield Police Dept. to increase rider training for all motorcyclists. Missouri will continue to monitor the impact of the recently repealed helmet law and will keep in contact with State legislators regarding the impacts.*

## C-9 DRIVERS AGE 20 OR YOUNGER INVOLVED IN FATAL CRASHES - MET

Based on an annual average increase of 1.57 percent in drivers age 20 or younger involved in fatal crashes from 2013 to 2017, Missouri is projecting a 108.9 five-year average driver age 20 or younger involved in fatal crashes by December 31, 2020.

**2019 GOAL:** 123.8

**2019 RESULT:** 116.8 (FARS 5-year Average)

*\* In the FY21 HSP, Missouri has added an additional TRACTION conference to address more young drivers, Boosters to Belts to have young drivers present to elementary age children on safe driving/riding practices, started a young driver education program (PEERS) to improve teen seat belt use and driving skills and the Missouri Safety Center will be conducting a Teen Seat Belt Survey.*

## C-10 PEDESTRIAN FATALITIES - MET

Based on an annual average increase of 6.30 percent in pedestrian fatalities from 2013 to 2017, Missouri is projecting 100.3 five-year average pedestrian fatalities by December 31, 2020.

**2019 GOAL:** 100.8

**2019 RESULT:** 100.0 (FARS 5-year Average)

## C-11 BICYCLIST FATALITIES - MET

Based on an annual average increase of 25.00 percent in bicyclist fatalities from 2013 to 2017, Missouri is projecting 5.9 five-year average bicyclist fatalities by December 31, 2020.

**2019 GOAL:** 9.4

**2019 RESULT:** 8.6 (FARS 5-year Average)

*\*For performance measures C-10 and C-11, Missouri plans to continue the Pedestrian Awareness Campaign. The HSO has also met with the City of Springfield regarding their Pedestrian Safety programs and are considering ways to expand a similar program Statewide. A Subcommittee has also been established within the Missouri Coalition for Roadway Safety to address bicycle/pedestrian safety concerns. By addressing the core behavior emphasis areas in the SHSP (speed, distraction, and impairment), the HSO is targeting the key contributing factors to bicyclist and pedestrian fatalities.*

---

## CORE BEHAVIOR MEASURE

### B-1 OBSERVED BELT USAGE - MET

To increase statewide observed seat belt use of front seat outboard occupants in passenger vehicles 1 percentage point annually from the 2018 calendar base year rate of 87% to 89% by December 31, 2020.

**2019 GOAL:** 86%

**2019 RESULT:** 88%

**2020 RESULT:** 86.1%

*\*Missouri plans to continue the Buckle Up, Phone Down Program as well as prioritize nighttime seat belt enforcement in the FY22 HSP.*



# Highway Safety Grant Project Distribution 2020

The Highway Safety and Traffic Division provides grant funding to external partners and law enforcement agencies to enhance the efforts of reducing fatalities and serious injuries on Missouri's roadways. This map represents the number of grant contracts per county awarded through the Highway Safety and Traffic Division and law enforcement mobilization campaigns.



# PROGRAM GOALS, RESULTS & ACTIVITIES

This section outlines the programs, program goals as outlined in the Highway Safety Plan, results and activities for each highway safety program area. This is simply a summary of each area; additional activities may have been implemented across the state.

## Evidence-Based Enforcement Program Activities

The Office of Highway Safety has three law enforcement (LE) program managers that cover specific regions of the state. These managers are responsible for the statewide coordination of the state, county, and local law enforcement projects. The evidence-based traffic safety enforcement program is focused on preventing traffic violations, crashes, and incidents. It involves an array of enforcement activities throughout the fiscal year including:

- Mobilizations - The LE program managers aggressively seek participation in quarterly impaired driving and occupant protection mobilizations, as well as, the NHTSA required Driver Sober or Get Pulled Over and the Click It or Ticket mobilization. Additional mobilizations are coordinated by the Office for Youth Alcohol, Teen Seatbelt and Child Passenger Safety. Mobilization results can be viewed in the respective program sections.

- Communication - A communication plan is developed with each LE mobilization. These plans vary depending on available funding but typically include press releases, paid media, social media and earned media.

- DWI/Traffic Units – A key enforcement technique used is to team with a city or county law enforcement agency to financially support DWI/Traffic Units. Missouri currently has 10 units:

- o Joplin Police Department
- o Greene County Sheriff's Office
- o Boone County Sheriff's Office
- o Columbia Police Department
- o Jackson County Sheriff's Office
- o Jefferson County Sheriff's Office
- o Franklin County Sheriff's Office

- o St. Louis County Police Department
- o Platte County Sheriff's Office
- o Kansas City Police Department
- Law Enforcement Task Forces/Councils – Multiple city/county agencies meet on a regular basis to plan and coordinate key enforcement activities. With the shortage of personnel to conduct sobriety checkpoints and other enforcement initiatives in many agencies, the task force concept provides the opportunity to pool resources to conduct manpower intensive activities such as sobriety checkpoints or corridor projects. Missouri currently has 8 multi-jurisdictional task forces:
  - o Southwest DWI Task Force (12 Agencies)
  - o Jackson County Traffic Safety Task Force (11 Agencies)
  - o Kansas City Operation Impact (18 Agencies)
  - o Northland DWI Task Force (13 Agencies)
  - o St. Louis Regional Traffic Safety Council (50 Agencies)
  - o St. Charles County DWI Task Force (7 Agencies)
  - o Central Ozarks Regional DWI Task Force (14 Agencies)
  - o Law Enforcement Traffic Safety Advisory Council ( 19 Agencies)



- Sobriety Checkpoints – In the past, Missouri law enforcement agencies averaged nearly 600 sobriety checkpoints each year through mobilizations and law enforcement grant contracts. In May 2017, the Missouri House of Representatives added a provision to Missouri HB4 (which gives spending authority to the Missouri Department of Transportation) limiting the spending authority of the OHS on sobriety checkpoints to \$1.00. This became effective July 1, 2017 and has been continued in subsequent legislative sessions.
- Continuous follow-up and Adjustment – Program management staff reviews the results of various LE initiatives/ mobilizations and share these results with city/county LE agencies on a regular basis.

**FY 2020 Enforcement Statistics**  
October 1, 2019 through September 30, 2020

**ARRESTS**

DWI	TOO CLOSE	STOP SIGN	SIGNAL	YIELD	CI DRIVING	SPEEDING	OTHER HMV	DUI DRUG ARRESTS	TOTAL HMV
3,897	492	2,329	1,420	649	941	55,472	5,621	373	73,942

SEATBELT	CHILD RESTRAINT	SUS/REV	UNINSURED	OTHER NON-HMV	TOTAL NON-HMV	TOTAL VIOLATIONS
14,977	405	5,937	14,068	16,612	54,438	128,460

SOBRIETY CHCKPNTS	BAC Given	BAC Refused	SFST/DRE	MIP	OPEN CONT.	ZERO TOL.	FAKE ID	OTHER LIQUOR
0	2,353	1,051	5,357	591	192	26	112	175

FELONY ARREST	DRUG ARREST	STOLEN VEHICLES	FUGITIVES APP
1,931	2,656	133	2,805

**WARNINGS**

TOO CLOSE	STOP SIGN	SIGNAL	YIELD	CI DRIVING	SPEEDING	OTHER HMV	TOTAL HMV
616	3,408	2,070	360	558	36,126	36,528	80,601

SEATBELT	CHILD RESTRAINT	SUS/REV	UNINSURED	OTHER NON-HMV	TOTAL NON-HMV	TOTAL WARNINGS
2,287	55	215	3,267	31,994	38,588	118,254

MIP	OPEN CONT.	ZERO TOL.	FAKE ID	OTHER LIQUOR
94	58	7	70	38

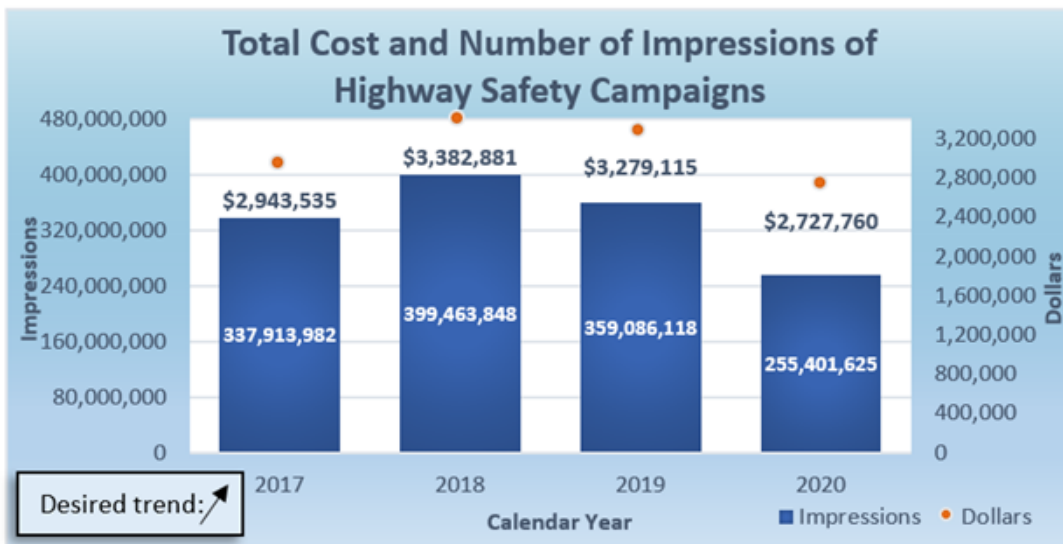
TRAFFIC STOPS	HOURS WORKED
155,578	126,693

Public Information & Education

Highly visible, catchy media campaigns coupled with strong enforcement efforts continue to prove to be the most effective means to heighten awareness, but also to encourage positive behavioral changes. The campaigns are perpetuated through traditional media venues (TV, radio, print, outdoor, digital) as well as through social media through mainstream platforms such as Facebook, Twitter, Instagram, SnapChat, Pinterest and Vine. Various online quiz components help to educate the public. Dynamic Message Boards statewide help promote campaign awareness by alerting the traveling public to enforcement efforts.

Consistency in messaging began in 2017 with targeted taglines for both occupant protection and impaired driving. All occupant protection campaigns used the tagline “Give Yourself a Chance. Buckle Up Every Trip. Every Time.” Impaired driving campaigns used the tagline “Impaired Driving Affects Lives.” All campaigns were also tagged with appropriate logos.

Challenges associated with COVID-19 moved several planned paid media ads to adapt to the changes in how our audience received their messaging. For example, various in-bar and in-stadium ads for impaired driving were changed to online digital ads and pump top videos. This allowed for continuation of our messaging even though various outlets were closed. We will not know the impact of these changes until we have more data on impressions in coming years. However, it appears that these changes had minimal effects on impressions and in some areas may have improved them.



CAMPAIGN NAME	MONTH/YEAR	MEDIA BUYS	IMPRESSIONS
Alliance Sport Marketing	2020	\$80,000	TBD
CMV Awareness	Aug – 20 Nov – 20	\$400,000	32,193,225
Buckle Up Phone Down	2020	\$200,000	TBD
Holiday Impaired	Dec – 20	\$250,000	TBD
Super Bowl	Feb – 20	\$200,000	7,806,620
March Impaired	Mar - 20	\$175,000	16,267,297
Teen Seat Belt	20-Mar	\$155,000	24,636,043
420 Awareness	Apr – 20	\$200,000	13,327,493
Work Zone Awareness	20-Apr	\$200,000	26,479,110

Motorcycle Awareness	20-May	\$326,500	32,882,167
Click it or Ticket	May – 20	\$250,000	19,732,032
Youth Alcohol	20-May	\$200,000	20,215,379
Pedestrian Awareness	Jun – 20	\$200,000	5,120,518
July Impaired	20-Jul	\$150,000	17,298,668
Drive Sober or Get Pulled Over	20-Aug	\$365,000	36,608,993
Child Passenger Safety	20-Sep	\$100,000	9,353,642
Slow Moving Vehicles (Farm) Awareness	Sep – 20 May – 20	\$56,542	24,24,636
Speed Awareness	Oct – 20	\$150,000	TBD
TIM Week	Nov – 20	\$50,000	TBD
Aging Road User	Dec – 20	\$50,000	TBD
<b>TOTAL</b>		<b>\$3,758,042</b>	<b>261,921,187</b>

Total Impression numbers will change with late reporting.

The goals of the paid media campaigns are to alert the public of enforcement efforts, educate the public on Missouri law, and decrease the serious injury and fatality crashes on Missouri's roadways.

Traffic safety materials distributed through on-line ordering system in FY2020= 116,373

FY20 saw an increase in new creative for all media outlets with our campaigns. Continued research and tracking of the campaign performance allows us to reach an optimum audience at a minimal cost per impression. Media campaigns this fiscal year focused on the following program areas:

- **Occupant Protection** – “Give Yourself A Chance. *Buckle Up Every Trip. Every Time.* (Click It or Ticket-Teen Seat Belt and Child Passenger Safety - “*Car Seats Save Lives*”
- **Work Zone Awareness** – “*Work Zone Safety is in Your Hands, Buckle Up Phone Down*”
- **Operation Safe Driver and Commercial Motor Vehicle** – “*Respect the Load. Share the Road.*”
- **Impaired Driving** – “*If You Feel Different You Drive Different*” to correlate alcohol and drugged driving. (Super Bowl, March Impaired, July Impaired, DSOGPO, Holiday Impaired.) – Youth Alcohol – “*21 Means 21*”
- **Motorcycle Safety Awareness** – “*Watch for Motorcycles*”
- **Slow Moving Farm Safety** – “*Don’t Risk It*”
- **Pedestrian Awareness** – “*Don’t Miss What Matters*”
- **Speed Awareness** – “*Change Your Speed. Change the Ending*”
- **Aging Road Users** – “*Safety in Every Mile of Life*”
- **TIM Week** – “*Move Over for the Ones Who Keep Us Safe*”

One new paid media campaign was introduced in 2020; Aging Road User Awareness campaign.

All campaigns continued the use video captioning in the 30 second PSA's. Captioning aids to the hearing impaired and is found to have more total views, perhaps because that it can be viewed in its entirety with no sound.

Work continues in the production of Spanish voice over of all video and radio media and producing all print and digital text materials in Spanish to reach the Hispanic population of Missouri. Targeted advertising will specifically reach this audience with highway safety messaging in Spanish.



## Aggressive Drivers

Aggressive-driver related crashes are defined within Missouri's Blueprint: A Partnership Toward Zero Deaths as, "crashes that involved a driver who committed one or more of the following violations that contributed to the cause of a traffic crash: speed exceeded limit; too fast for conditions; following too close, improper passing, or improper lane usage/change".

The causes of aggressive driving are complex. However, three factors in particular are linked to aggressive driving: 1) lack of responsible driving behavior; 2) insufficient levels of traffic enforcement; and 3) increased congestion and travel in our urban areas.

### **GOAL #1:**

Based on the annual average increase of 2.94 percent in aggressive driving related fatalities from 2013 to 2017, Missouri is projecting 490.6 five-year average aggressive driving related fatalities by December 31, 2020.

2019 GOAL: 482.3

2019 RESULT: 468.8 (STARS 5 Year Average)

### **GOAL #2:**

Based on an annual average increase of 2.47 percent in speed related fatalities from 2013 to 2017, Missouri is projecting 350.0 five-year average speed related fatalities by December 31, 2020.

2019 GOAL: 331.7

2019 RESULT: 335.8 (FARS 5 Year Average)



The Office of Highway Safety focuses on aggressive driving by issuing Hazardous Moving Violation (HMV) contracts to law enforcement agencies across the state. In FY 2020, the Office issued 123 HMV law enforcement contracts resulting in 49,645 HMV violation citations and 41,808 HMV violation warnings. Efforts in this area continue to be funded and encouraged. Some of the projects used to reduce the number of aggressive driving crashes are targeted corridor projects and Selective Traffic Enforcement Programs (STEPS) conducted by law enforcement agencies. Speed monitoring devices and changeable message signs are also used across the state to keep motorists aware of dangerous situations and actions. News releases and the media are coupled with the enforcement efforts to reach the public and educate on the dangers of aggressive driving.



## Alcohol & Other Drugs

Twenty-one percent of all Missouri motor vehicle traffic deaths in 2019 involved one or more substance-impaired driver or motorcycle operator. There were 185 fatalities and 588 serious injuries in 2019 involving at least one substance-impaired driver. That equates to one substance-impaired driving fatality every 2 days and one substance-impaired driving serious injury every ½ day.

Youth make up a significant portion of alcohol impaired drivers causing traffic crashes, even though possessing and consuming alcohol before the age of 21 is illegal.

### **GOAL #1:**

Based on an annual average increase of .82 percent in alcohol-impaired driving involved fatalities from 2013 to 2017, Missouri is projecting 255.1 five-year average alcohol-impaired driving involved fatalities by December 31, 2020.

2019 GOAL: 230.3

2019 RESULT: 239.2 for 2019 (FARS 5 Year Average)

### **GOAL #2:**

Decrease fatalities involving alcohol-impaired drivers under the age of 21 years by 5.71 percent annually from the 2013-2017 calendar base year average to 8.4 by December 31, 2020.

2019 GOAL: 11.1

2019 RESULT: 11.4 (STARS 5 Year Average)

Projects funded by the Office of Highway Safety in the alcohol and other drugs program area include a wide focus area. The law enforcement DWI traffic units and DWI task forces detailed in the Traffic Safety Enforcement Program section are a great deterrent for impaired drivers. Programs focused on young impaired drivers are included in the Young Driver Section.

### **Traffic Safety Resource Prosecutor Program**

While COVID-19 caused restrictions on travel and attendance at meetings or conference, this project was able to move some of their classes to a virtual platform, which allowed their numbers for attendees to remain up. This project provides for a traffic safety resource prosecutor (TSRP) to focus on traffic safety issues, particularly impaired driving, and serve as a resource to other prosecutors and law enforcement officers. This position is shared between two attorneys, the Deputy Director of the Missouri Office of Prosecution Services and a special prosecutor in the office. Page 22

The TSRP Program conducted 60 training programs which were attended by a combined total of 1,965 people. When considering all of the funded programs, other training conducted, and other training opportunities provided, the TSRP Program reached a minimum of 570 Missouri prosecutors, 1,279 Missouri law enforcement officers, and 116 other Missouri traffic safety advocates. Six editions of the Traffic Safety Newsletter were sent out in November 2019 and in January, March, May, July and September 2020. Approximately 197 requests for technical assistance were received from prosecuting attorney's offices and law enforcement agencies around the state. In addition, as part of the TSRP program, numerous cases were reviewed with prosecutors to discuss appropriate charges and strategy and the TSRP served as special prosecutor in eleven cases.

### **DWI (Impaired) State Wide Mobilizations**

The five Impaired Driving enforcement mobilizations conducted were:

- December 13, 2019 - January 1, 2020 (Holiday DWI Enforcement Campaign)
- March 13 - 18, 2020 (St. Patrick's Day DWI Enforcement Campaign)
- June 5 - 14, 2020 (Youth Alcohol Enforcement Campaign)
- July 2 - 6, 2020 (Independence Day DWI Enforcement Campaign)
- August 21 - September 7, 2020 (Drive Sober or Get Pulled Over DWI Enforcement Campaign)



Out of the five statewide mobilizations, there were roughly 103 agencies involved in each mobilization that reported enforcement statistics and 12,732 total man hours worked.

Highlights from the five (5) mobilizations are as follows:

- 26 Alcohol Compliance Checks
- 83 MIP (Minor In Possession)
- 36 Open Container violations
- 675 DWI/DUI Arrests
- 19,332 Traffic Stops
- 20,757 Total Violations

## Missouri Legislation

In May 2017, the Missouri House of Representatives added a provision to Missouri HB4 (which gives spending authority to the Missouri Department of Transportation) limiting the spending authority of the OHS on sobriety checkpoints to \$1.00. This became effective July 1, 2017 and has been continued in subsequent legislative sessions.

Also, in December 2018, Amendment 2 became effective, which allows for the cultivation, sale and use of marijuana for medical purposes. Amendment 2, permits state-licensed physicians to recommend marijuana for medical purposes to patients with serious illnesses and medical conditions. Nothing in this amendment permits a person to operate or be in actual physical control of a motor vehicle while under the influence of marijuana or to consume marijuana for medical use in a public place.

In August 2020 Missouri House Bill 1963 became effective regarding the motorcycle helmet law, which states the following: *“Every person under twenty-six years of age who is operating or riding as a passenger on any motorcycle or motor-tricycle, as defined in section 301.010, upon any highway of this state shall wear protective headgear at all times the vehicle is in motion; except that, any person twenty-six years of age or older operating any motorcycle or motor-tricycle who has been issued an instruction permit shall wear protective headgear at all times the vehicle is in motion. The protective headgear shall meet reasonable standards and specifications established by the director. No political subdivision of this state shall impose a protective headgear requirement on the operator or passenger of a motorcycle or motor-tricycle. No person shall be stopped, inspected, or detained solely to determine compliance.”*

## Breath Alcohol Instrument Placement Program and Technical Assistance

Due to COVID-19 there were travel restrictions on trainings and classes, which caused issues with maintaining full classes for trainings under this contract. The Missouri Safety Center (MSC) provides breath alcohol instrument placement, maintenance and service across the State. In addition, MSC provides

technical training to law enforcement officers and others in the criminal justice system in the area of breath alcohol testing, standardized field sobriety testing, drug evaluation and classification, breath alcohol ignition interlock and sobriety checkpoint supervisor. Calls for service, repairs or calibrations of breath instruments were provided to local law enforcement agencies. The Center provided 29 new breath alcohol testing instruments and 147 preliminary breath test units (PBTs) to law enforcement agencies and trained 402 officers on breath alcohol instruments and trained 88 officers in SFST Training. The staff conducted calibration checks and verified proper operation on 86 simulators and replaced 8 simulators. The Safety Center staff responded to 1,228 calls regarding ignition interlock. Of this total 1,010 were concerning installs for an average of 102 install calls per month. Twenty new Drug Recognition Officers (DRE) were trained, one DRE instructors, and 126 DREs were recertified during the fiscal year. The center also provided prosecution guidance and advice as requested and complied with numerous subpoenas for court appearances.

## DWI Courts - The Office of State Courts Administrator (OSCA)

received grant funding for DWI court expansion in the State. DWI courts provide a cost-effective alternative to the traditional criminal justice system in addressing the risk to public safety caused by hardcore impaired drivers. As of September 30, 2020 there were 889 individuals participating in DWI courts in 23 stand-alone county programs and 37 adult drug court programs that accept DWI offenders. There have been 286 DWI court graduates in calendar year 2020, with a program graduation rate of 92 percent.

The Missouri Supreme Court adopted Court Operating Rule (COR) 26. This rule requires all courts that seek to establish a DWI court or docket to submit a Plan of Operation to the Drug Courts Coordinating Commission for approval before issuing a limited driving privilege (LDP). As of September 1, 2020 approved courts have granted 2,193, revoked 391 and suspended 31 LDPs.





A requirement for DWI court team training was included in the DWI Court Guidelines. After January 1, 2011, each court who has not attended DWI Court training through NCDC is required to attend a 3-day DWI Court training before their plan of operation will be approved to grant a LDP. The DWI Court

training includes over 18 hours of instruction time and six additional breakout sessions for each team to work on their individual policy and procedure manual and their Plan of Operation for their DWI Court. A total of 52 teams have attended the 3-day DWI court training with 445 DWI court team members in attendance in since 2011.

### **Drug Recognition Expert System**

The Missouri Department of Transportation contracted with the REJIS Commission to create an automated system to facilitate data collection, data sharing, tracking of certification, and overall administration of the Drug Recognition Expert (DRE) program. The State Coordinator works with a group of technical experts across the state to administer the DRE program. This system allows for automatic transmission of drug evaluations to the regional coordinator, state coordinator and the federal database. The system also allows for email notification of DREs, regional coordinators and the state coordinator.

The system has been up and running since March 1, 2016, and has received excellent feedback from DREs in the field. DRE Candidates are trained on the new system as part of their DRE training, conducting their field certifications using the system. The program is proving to be a great administrative tool and will add to the state's ability to track drug involvement in traffic stops.

### **2020 - (Data from Missouri DRE System):**

*Please note that there are fewer DRE evaluations due to the COVID-19 pandemic and restrictions on contact to law enforcement during this time.*

- 820 Total Evaluations
- 279 Training Evaluations
- 537 Enforcement Evaluations



## Occupant Protection

Traffic crashes are one of the leading causes of death in the United States. It is well recognized that one of the best means of defense in a crash is to be protected by a safety belt or a child safety seat. Increasing safety belt and child safety seat use has tremendous potential for saving lives, preventing injuries, and reducing the economic costs associated with traffic crashes. Safety belt use dramatically reduces a person's chance of being killed or seriously injured in a traffic crash. Of the drivers involved in 2017-2019 crashes, 1 in 2 was injured when they failed to wear their safety belt, however, when they were wearing a safety belt, their chances of being injured in the crash were 1 in 7. When examining driver deaths, the differences are much more significant. Drivers had a 1 in 29 chance of being killed if they were not wearing a safety belt; but that chance dropped dramatically to only 1 in 1,333 if the driver was wearing a safety belt.

### GOAL #1:

Increase statewide observed seat belt use of front seat outboard occupants in passenger vehicles 1 percentage point annually from the 2018 calendar base year rate of 87% to 89% by December 31, 2020.

2019 GOAL: 86%

2019 RESULT: 88%

2020 RESULT: 86.1%

### GOAL #2:

Based on an annual average increase of 3.26 percent in unrestrained passenger vehicle occupant fatalities from 2013 to 2017, Missouri is projecting 390.2 five-year average unrestrained passenger vehicle occupant fatalities by December 31, 2020.

2019 GOAL: 385.5

2019 RESULT: 367.6 for 2019 (FARS 5 Year Average)

### GOAL #3:

Increase teen safety belt usage by 1% annually from 73 percent in 2018 to 75 percent in 2020.

2018 RESULT: 73.8%

The OHS coordinated three mobilizations in the area of Occupant Protection during FY2020. The Click It or Ticket It Campaign, Youth Seat Belt Campaign and the CPS focused enforcement campaign.

The Click it or Ticket enforcement was conducted May 18-May 31, 2020. This campaign involved 87 law enforcement agencies with a total of 2,623 hours of work completed. This campaign also included a media campaign outlined in the Public Information & Education section.

Due to the COVID-19 pandemic and its effect on traffic, the National Highway Traffic Safety Administration waived the requirement for states to conduct a statewide survey in 2020. MoDOT opted to continue with the survey at the normal June schedule as traffic volume was returning to near normal and our survey partner had surveyors ready with provisions for social distancing and masks. The 2020 survey was only 3,189 observations less than 2019

Law enforcement mobilizations also help law enforcement obtain offenders of other dangerous crimes. Some results from the 3 enforcement activities are as follows:

- 461 DWI Alcohol/Drug arrests
- 3,329 Seat Belt citations
- 40 Child Restraint Violations
- 249 Felony Arrests
- 201 Fugitive Arrests



## Occupant Protection

### Child Passenger Safety

Attention is also given the youngest passengers through the Child Passenger Safety Program. The FY2020 program focused on the use of booster seats until the child met the height and weight requirements required by law, even if the child is 8 years old. Ensuring a proper seat belt fit is vital to surviving a car crash with minimal injuries.

The State of Missouri has 1,003 Certified Child Passenger Safety Technicians, 32 Child Passenger Safety Instructors and over 180 Inspection Stations with at least one Certified Technician. Child passenger safety seats were provided to low income families through the inspection stations across the state. The HSO distributed 1,879 seats total, 1,233 convertible seats and 646 high back boosters.



2020 Missouri occupant restraint usage rates:

- Statewide 86.1%
- Teens 73.8% (2018) 2020 results not complete
- Child Passenger Safety 94% (2017) The next CPS survey will be conducted in FY21

## Distracted Drivers

Distracted driving is a voluntary diversion of the driver's attention from activities critical to safe driving. There are four types of driver distraction; visual, auditory, manual, and cognitive. There is a growing body of evidence which suggests driver distractions, both inside the vehicle and the road environment, becoming increasingly large contributors to road trauma. It is estimated that drivers engage in a secondary task between one-quarter and one-half of the time they drive.

### GOAL #1:

Based on an annual average increase of 1.35 percent in distracted driving involved fatalities from 2013 to 2017, Missouri is projecting 82.0 five-year average distracted driving involved fatalities by December 31, 2020.

2019 GOAL: 86.5

2019 RESULT: 85.6 (STARS 5 Year Average)

### GOAL #2:

Decrease distracted driving serious injuries by 2.24 percent annually, resulting in a five-year average goal of 571.5 by December 31, 2020.

2019 GOAL: 605.4

2019 RESULT: 580.4 (STARS 5 Year Average)

The OHS encourages law enforcement to find innovative ways to address the distracted driving issue. Missouri currently has a no-texting law for individuals 21 years old and under, however, it is very difficult to enforce. Statistics show us that it is not only this younger population engaging in texting while driving, it includes all age groups and to compound the issue, texting is only one of many distractions that are encountered while driving.

Presentations and educational materials continue to be implemented at schools, businesses and community organizations statewide.

Legislative bills have been proposed each of the last several years to strengthen the distracted driving law, unfortunately the bills have not yet passed. Similar bills have been pre-filed for the upcoming 2021 legislative session.



## Young Drivers

Young drivers are categorized as those ages 15 through 20 years. These young drivers are substantially over-involved in Missouri traffic crashes. In 2019, 12% of all fatal crashes involved a young driver of a motor vehicle; this is particularly significant since young drivers comprised only 8% of the licensed driver population in Missouri.

The top 5 contributing circumstances attributable to young drivers of motor vehicles involved in 2017-2019 fatal and serious injury crashes were:

1. Driving Too Fast for Conditions
2. Failed to Yield
3. Improper Lane Usage / Change
4. Distracted / Inattentive
5. Speed Exceeded Limit



### GOAL #1:

Based on an annual average increase of 1.57 percent in drivers age 20 or younger involved in fatal crashes from 2013 to 2017, Missouri is projecting a 108.9 five-year average driver age 20 or younger involved in fatal crashes by December 31, 2020.

2019 GOAL: 123.8

2019 RESULT: 116.8 (FARS 5 Year Average)

### GOAL #2:

Decrease drivers age 20 or younger involved in serious injury crashes by 0.34 percent annually, resulting in a five-year average goal of 742.5 by December 31, 2020.

2019 GOAL: 757.8

2019 RESULT: 744.6 (STARS 5 Year Average)

Young driver programs focusing on seat belt use, underage drinking and distracted driving continue to be supported. Each of the following programs reached hundreds of teens, who in turn, spread the message to other teens.



### Missouri Safe and Sober

Missouri Safe and Sober-A free and effective program that educates students and parents on the dangers of drugs and alcohol while reinforcing positive decision making and responsibility. During the fiscal year, 463 schools registered for the Safe & Sober program. However, due to COVID-19 260 middle and high schools fully completed the free, video-based program.

### ThinkFirst MO

ThinkFirst MO-An award-winning school assembly program for teens. High-impact injury prevention presentations are made to Missouri schools free of charge by personal testimony from people who have sustained a brain or spinal cord injury, usually due to a motor vehicle crash. A total of 18,681 Missouri students received traffic safety education from the ThinkFirst traffic safety assembly program (Columbia and Kansas City Region) delivered via 128 presentations. A total of 338 Missourians received traffic safety education from the ThinkFirst Corporate/Community Traffic Safety Program and delivered via 16 presentations. In addition, ThinkFirst Missouri delivered 9 Traffic Offender Program classes reaching 211 high-risk Missouri drivers.



ThinkFirst MO also coordinates the First Impact program. First Impact is a traffic safety parent program targeted to parents and/or guardians of teen drivers in the pre-permit, permit or intermediate stage of licensure. The goal of First Impact is to increase parental awareness and enforcement of Missouri's graduated driver license law. During this fiscal year, a total of 783 parents & teens received the First Impact GDL program. Due to COVID-19, 84 programs were canceled.

#### It Only Takes One

It Only Takes One is a competition between Missouri high schools to encourage safe driving habits. It is a chance for students to educate teens, parents and the community about the dangers teens face while driving. During the 2019-2020 school year, approximately 90 schools participated in the It Only Takes One campaign.

#### SMART/CHEERS

The University of Missouri houses two programs aimed at alcohol use on college campuses. The SMART program is a web-based program that educates bar and restaurant owners on the sale of alcohol to minors and how to avoid over serving those already intoxicated. During the fiscal year there were 8,202 total users of SMART and 1 SMART live training was completed, which is down from last year due to COVID-19. CHEERS to the Designated Driver is a program for bars and restaurants to celebrate the designated driver by serving them free non-alcoholic drinks. During the fiscal year, 9 new CHEERS establishments were added to the program from across the state, totaling to 287 establishments utilizing the CHEERS program.

#### TyREDD

TyREDD, (Tyler Raising Education for Drowsy Driving), is an organization that was founded in 2011 after the Warne family lost their oldest son Tyler in a drowsy driving crash. Tyler's mother Kerrie, the founder of TyREDD, has partnered with the COO for Clayton Sleep Institute, Matthew Uhles, and together they have developed a presentation that educates high school teens, businesses, organizations and parents. In this fiscal year, Kerrie and Matt delivered 67 drowsy driving presentations.



Young driver materials were assessed to determine the best and most cost-effective way to reach the largest number of parents and teens, and are distributed to the public through an online ordering system at

<https://www6.modot.mo.gov/OrderSystem/pub/displayOrder.do>.

The Graduated Driver License Law information continues to be included in campaign and web materials to educate teens and adults on the importance of and purpose for the law. This information is also included in the RoadWise Guide: Parent/Teen Safe Driving Guide. Over 25,000 guides were distributed during the fiscal year to teen, parents and teachers to support new drivers.

Two law enforcement campaigns were again supported, youth seat belt and underage drinking. Participation from 46 law enforcement agencies during the youth seat belt campaign resulted in 225 seat belt citations issued. In addition, 82 agencies participated in the youth alcohol campaign resulting in 16 minor in possession citations, and 77 driving while impaired arrests.

Both campaigns are promoted through paid, earned and social media outlets. The youth seat belt message "Give Yourself a Chance. Buckle Up. Every Trip. Every Time." focused on encouraging teens to take initiative to protect themselves by buckling up, giving them the best chance of surviving a traffic crash.

The youth alcohol message, "Face It. Driving Impaired Affects Lives" focused on how much there is to lose by making a poor choice to drive impaired.



# To Talk About Driving Retirement

A Missouri Guide

## Older Drivers

Our population is aging and older adult drivers are increasing their exposure (miles driven/year) on the highways. According to the U.S. Census Bureau, Missouri ranked 21st nationally in 2019 with 17% of the population age 65 or older. By the year 2030 it is estimated that over 20% of the population in Missouri will be age 65 or older. That means approximately one in five people will be 65 or older.

Being able to go where we want and when we want is important to our quality of life. Personal mobility is often inextricably linked to the ability to drive a car. However, as we age our ability to drive a motor vehicle may be compromised by changes in vision, attention, perception, memory, decision-making, reaction time and aspects of physical fitness and performance.

### GOAL #1:

Based on an annual average increase of 4.30 percent in older driver involved fatalities from 2013 to 2017, Missouri is projecting 203.1 five-year average older driver involved fatalities by December 31, 2020.

2019 GOAL: 196.9

2019 RESULT: 194.4 (STARS 5 Year Average)

### GOAL #2:

Decrease older driver involved serious injuries by 0.82 percent annually, resulting in a five-year average older driver involved serious injury goal of 784.2 by December 31, 2020.

2019 GOAL: 734.5

2019 RESULT: 752.8 (STARS 5 Year Average)

The OHS continues to work with safety partners and universities to produce and implement countermeasures that reduce crashes involving older drivers. Some of these measures will enable older drivers to check their own driving abilities, assist local driver license offices in recognizing medically unfit drivers and develop a package of office-based screening tools to be used by healthcare providers. In addition, 13 presentations were offered at senior/retirement centers in the counties of Adair, Benton, Boone, Camden, Gasconade, Miller, Monroe, Montgomery, Osage, and Phelps. Also, 690 informational packets were distributed statewide to individuals and/or caregivers regarding Older Driver Safety.

The first paid media campaign for Aging Road Users was held December 7 -11 with new creative and a tagline of "Safety in Every Mile of Life". For this audience aged 65+, preliminary numbers indicate that impressions were high, and the campaign performed well.





## Commercial Motor Vehicles

Large trucks have blind spots, identified as No Zones, around the front, back and sides of the truck. The blind spots make it difficult for the driver to see. It is critically important that other drivers stay out of the No Zone of a commercial motor vehicle (CMV). Since CMVs are large transport devices that are much heavier than passenger vehicles, they cause greater amounts of personal injury and severity to the occupants of vehicles in crashes. When analyzing the types of persons killed or injured in CMV crashes, the majority were not the occupants of the commercial motor vehicle.

The Highway Safety and Traffic Division administers the Motor Carrier Safety Assistance Program (MCSAP), which operates under a grant from the Federal Motor Carrier Safety Administration. Goals, benchmarks and strategies are outlined within the Commercial Vehicle Safety Plan (CVSP). Having the MCSAP program housed in the OHS provides a unique opportunity for coordinating safety efforts between the FMCSA and NHTSA programs.

During the Motor Carrier Safety Assistance Program (MCSAP) fiscal year 2018, Missouri conducted a total of 97,653 roadside

inspections on commercial motor vehicles. Missouri State Highway Patrol conducted four Truck Checks working a total of 1,524 hours. The Truck Checks resulted in 1,230 inspections with an average 23% out of service rate. Missouri currently has a low number of passenger vehicle crashes. To ensure Missouri keeps that number low, the CMV inspectors conducted 1,117 passenger carrier inspections during FY18. Furthermore, MoDOT Motor Carrier Services conducted a total of 361 compliance investigations on CMV companies.

Missouri's commercial motor vehicle safety belt use rate is 82.8%. Missouri has taken a zero tolerance approach to safety belt enforcement on CMVs. During FY18, Missouri CMV enforcement officers issued 1,054 safety belt violations and MoDOT Motor Carrier Services issued 1,666 letters to motor carriers informing them of their driver's noncompliance with the safety belt law.

Missouri's public education efforts on commercial motor vehicle safety included a statewide media campaign, which resulted in a preliminary total of 32,193,225 impressions. This indicates that the CMV message reached an engaged audience.

\*There is not a project list to insert for CMV.



## Motorcycles

A responsible motorcyclist must think about the consequences of their riding behavior in traffic and accept personal responsibility for the results of their decisions and actions, as well as develop good skills and judgment. The motorcyclist must consider their personal margin of safety or margin for error – how much extra time and space they need given their skill level.

Likewise, the general motoring public must be aware of their surroundings while driving and share the road with motorcyclists. A significant number of motorcycle crashes involve another vehicle.

### GOAL #1:

Based on an annual average increase of 12.70 percent in motorcyclist fatalities from 2013 to 2017, Missouri is projecting 122.5 five-year average motorcyclist fatalities by December 31, 2020.

2019 GOAL: 115.3

2019 RESULT: 116.4 (FARS 5 Year Average)

### GOAL #2:

Based on an annual average increase of 37.14 percent in unhelmeted motorcyclist fatalities from 2013 to 2017, Missouri is projecting 13.8 five-year average unhelmeted motorcyclist fatalities by December 31, 2020.

2019 GOAL: 13.8

2019 RESULT: 13.2 (FARS 5 Year Average)

### GOAL #3:

Based on an annual average increase of 12.97 percent in fatalities involving unlicensed/improperly licensed motorcycle operators from 2013 to 2017, Missouri is projecting 54.8 five-year average serious injuries involving unlicensed/improperly licensed motorcycle operators by December 31, 2020.

2019 GOAL: 45.5

2019 RESULT: 52.4 (STARS 5 Year Average)



The Motorcycle Safety Trust Fund is used for training motorcyclists and promotes public awareness of motorcyclists. From January 1, 2020 through December 31, 2020, the Missouri Motorcycle Safety Program (MMSP) has trained 3,815 beginning students and 171 non-beginning students. The MMSP and the Office of Highway Safety's goal is to promote awareness of motorcycles on the roadways, obtaining proper licensing and instructions and promoting proper riding gear but, most of all reducing motorcycle crashes and fatalities through the aforementioned process.

The funding received for the program was used for media targeting rider safety for males ages 45-60 and motorist awareness for all drivers. The motorcycle awareness media campaign starts in late April through May to early September and includes late summer holidays and special motorcycle events throughout the riding season.

Rider awareness is a year-round process starting at the dealerships throughout Missouri with dealer placement hang tags on motorcycles and displays, along with free motorcycle training courses at participating dealerships. Motorcycle safety pamphlets are also distributed to license offices and dealerships. In 2020, the OHS distributed approximately 10,000 "Watch for Motorcycles" yard signs, and 4,000 Motorcycle Safety brochures.



## Crashes Involving School Buses

Although school buses provide one of the safest modes of transportation, there are still school bus related injuries and, unfortunately, some fatalities every year. Some of these are due to crashes with other vehicles while others are due to the school bus striking a pedestrian or bicyclist.



### **GOAL #1:**

Based on an annual average increase of 13.33 percent in school bus/school bus signal involved fatalities from 2013 to 2017, Missouri is projecting a 4.6 five-year average for school bus/school bus signal involved fatalities by December 31, 2020.

2019 GOAL: 2.4

2019 RESULT: 3.0 (STARS 5 Year Average)

### **GOAL #2:**

Decrease school bus/school bus signal involved serious injuries by 7.37 percent annually, resulting in a five-year average for school bus/school bus signal involved serious injury goal of 22.7 by December 31, 2020.

2019 GOAL: 14.7

2019 RESULT: 19.4 (STARS 5 Year Average)

OHS staff continues to serve on the state school bus safety committee and distributes materials to address safety in and around school buses and sharing the road with school buses.



## Vulnerable Roadway Users

Many Missourians rely on non-motorized means of transportation such as walking and bicycling. Both of these modes have the ability to provide physical and health benefits, but they also have the potential for serious or fatal injuries in the event of a crash. Crashes involving pedestrians and bicyclists do not occur in extremely large numbers (1.0% and .32% of all crashes, respectively) but when a pedestrian or bicyclist is involved in a traffic crash, the potential for harm is much greater.

### **GOAL #1:**

Based on an annual average increase of 6.30 percent in pedestrian fatalities from 2013 to 2017, Missouri is projecting 100.3 five-year average pedestrian fatalities by December 31, 2020.

2019 GOAL: 100.8

2019 RESULT: 100.0 (FARS 5 Year Average)

### **GOAL #2:**

Based on an annual average increase of 25.00 percent in bicyclist fatalities from 2013 to 2017, Missouri is projecting 5.9 five-year average bicyclist fatalities by December 31, 2020.

2019 GOAL: 9.4

2019 RESULT: 8.6 (FARS 5 Year Average)



## Engineering Services and Data Collection

### Engineering Services

Traffic engineering is a vital component of the traffic safety countermeasure picture. The techniques engineers use to design roads certainly affect the safety of motorists. Engineering approaches offer two basic types of countermeasures against drivers committing hazardous moving violations: highway design and traffic engineering. With highway design, the roads can be redesigned to add capacity or accommodate increased traffic. Highway design can also mitigate the injury consequences for motorists who come into contact with aggressive, impaired, or distracted drivers. Effective traffic engineering offers a way to accommodate increased traffic flow, or at least get it under control, without building new roads.



Consulting services were provided for Traffic engineering projects around the state. Funding was focused on correcting operational problems on city and county streets, and highways.

A total of eight consultant projects were funded through the grant this fiscal year. Those consultant services were provided on projects located in the City of Bolivar, County of Pettis, City of St. Robert, City of Cameron, City of Kirksville, City of Lebanon, City of Fulton, and the City of Potosi.



The FY2020 Traffic Engineering Assistance Program (TEAP) projects, which utilized Highway Safety Funds, included corridor studies, intersection improvements, operational analysis, sign inventories, pedestrian/bike route analysis and parking studies.

The engineering safety projects MoDOT continues to implement relate to roadway departure and intersections. These improvements include installation of several hundred miles of rumble strips on improved shoulders, several thousand curve related signs (chevrons) and more intersection improvement projects like j-turns.



### Data Collection

The TRCC plays a role in the creation, approval and evaluation of the data improvement projects. The TRCC consists of developing initial project proposals as well as discusses the proposals openly in the TRCC bi-monthly meetings. The TRCC, through discussion of the proposed projects, prioritize the projects and determine the funding sources, and also work with the custodial agencies to develop and maintain the data quality reporting function.

The Missouri Traffic Records System works towards a formal data quality program with performance indicators for each

of the six core system areas. Projects are selected based on recommendations from the most current assessments and their ability to meet six characteristics: timeliness, accuracy, integration, uniformity, accessibility and completeness.

In August of 2019, the Statewide Traffic Accident Records System (S.T.A.R.S) Committee and contracted consultant began the discussion of the MMUCC 5th Edition and changes to the Missouri Uniform Crash Report and STARS. Since the last crash report update in 2012, many fields are being discussed to be added, modified or deleted. The new crash report is projected to be deployed January 1, 2022.

## Program Area Highlights

### PUBLIC INFORMATION & EDUCATION

Early in 2017 MoDOT began Buckle Up Phone Down as a challenge geared toward businesses and individuals to take a pledge to buckle up every trip, every time and to put their phones down while driving. To date, nearly 600 businesses and nearly 14,000 individuals have accepted the challenge and taken the pledge.

Missouri has a “no texting” law for drivers age 21 years and under, and no primary seat belt law. Knowing that those two tasks alone can save thousands of lives per year, promotion began to encourage all motorists to Buckle Up Phone Down.

Organic promotion followed by paid advertisements and community support helped the campaign to kick off and excel. A web page was created for businesses and individuals to take the pledge. This page houses logos of the businesses that have made the choice to make their employees safer on Missouri’s roadways. The web page is located at <http://www2.modot.org/BuckleUpPhoneDown/>. A resource page is located at <https://savemolives.com/Buckle-Up-Phone-Down> to educate and inform motorists.

Since inception, Buckle Up Phone Down has earned several state and national awards. Cities and counties across the state opted to keep their citizens and visitors safe by passing a primary seat belt ordinance. Missouri Governor Mike Parson continues to proclaim a day in October each year as Buckle Up Phone Down Day in Missouri. Promotion continues both paid and organic to keep the message out there and make Missouri’s roadways safer.

Under the lead of MoDOT Director Patrick McKenna in his role as AASHTO president this past year, Buckle Up Phone Down took a prominent lead in his safety first initiative. Four other states are currently active in the BUPD movement and 12 others are expressing interest and/or using the logo. BUPD is becoming a national push for roadway safety.



### IMPAIRED DRIVERS

The OHS, in conjunction with the Missouri State Highway Patrol, teamed up with neighboring states for a special 420 Impaired Driving Enforcement Campaign April 17-20, 2020. The campaign included the states of Nebraska, Kansas, Oklahoma, Iowa, Missouri and Arkansas to impact the ever-present problem of impaired drivers on major routes that connect these states. Targeted roadways for this campaign included Interstate 44, I70, I35, I55, and I270. In Missouri a total of 70 departments participated in the campaign, final numbers for the campaign were as follows:

- 145 Crashes
- 6 Fatalities
- 1,217 Traffic Citations
- 106 Seat Belt Citations
- 495 Speed Citations
  
- 39 DWI Arrests
- 5 Commercial Vehicle Citations
- 4 Drug Arrests
- 3 Felony Arrests



## YOUNG DRIVERS

PEERS Augmented Reality Distracted Driving Education Simulator (ARDDDES) training program provides educational programming to accompany the simulation and reinforce the training. Students participate in a 1-hour training which includes a 10-minute informational session about distracted driving and seat belt use, video testimonies, and hands-on distracted driving experience in the ARDDDES simulator. PEERS completed the Distracted Driving Prevention Program at 10 high schools. From these schools, a total of 1,259 persons and 743 students actively engaged with the distracted driving simulator.



### Young Drivers Programs not completed due to COVID-19

TRACTION - Teens Taking Action to Prevent Traffic Crashes, is a youth traffic safety leadership training program designed to empower youth to take an active role in promoting safe driving habits. High school students and advisors are invited to attend one training program as a school team. As a team they will not only receive educational training on highway safety topics but will also develop individualized team action-plans to be implemented within their own schools upon their return. In March, a TRACTION Reunion and Expo is held which gives students the opportunity to present their successes from the previous year. Due to COVID-19 all four summer trainings were canceled but the TRACTION Reunion and Expo was completed virtually with 13 schools participating.



B.R.A.K.E.S, Be Responsible and Keep Everyone Safe, is defensive driving program designed to prevent injuries and save lives by training and educating teenage drivers and their parents about the importance of safe and responsible driving and 135 parents throughout the 2-day event.

Underage Drinking Law Enforcement Training Sessions – Each year the HSO sponsors law enforcement training focusing on handling underage drinking issues law enforcement encounter.



**Appendix A**  
**Missouri Highway Safety Plan Annual Report Budget**  
**as of December 9, 2020**

Program Area	Project	Description	Contracted Funds	Current Funds Expended
<b>NHTSA</b>				
154 Transfer Funds				
154 Alcohol				
	154AL-2020-AL-00-00	HSTD-HSTD Statewide 154AL Program		\$ -
	154AL-2020-AL-00-GO	STATEWIDE-154 IMPAIR DRIVING ENFORCEMENT	\$ 3,099,627.13	\$ 2,355,812.80
	154AL-2020-AL-17-00	MO Safety Center-Enforcement-Drive Sober	\$ 453,609.55	\$ 325,367.33
	154AL-2020-AL-19-00	HSTD-BA Instrument & SFST Program	\$ 77,237.50	\$ 37,006.75
	154AL-2020-AL-23-00	MO Safety Center-Impaired Driving Counte	\$ 637,663.07	\$ 405,000.87
	154AL-2020-AL-35-00	DOR-Attorney and Legal Assistant	\$ 148,196.78	\$ 139,986.49
	154AL-2020-AL-41-00	MADD-Court Monitoring Program	\$ 129,488.70	\$ 83,561.65
	154AL-2020-AL-67-00	MSHP-DWI Tracking System (DWITS)	\$ 4,250.00	\$ 2,001.10
	154AL-2020-AL-D7-00	Safe & Sober-MO Safe & Sober	\$ 345,000.00	\$ 343,365.59
	154AL-2020-AL-D9-00	MO DivAlc&Tob-AlcoholSafe&Aware Program	\$ 96,000.00	\$ 48,601.83
	154AL-2020-AL-E0-00	MADD-Power of Parents/Power of Youth	\$ 100,000.00	\$ 61,609.94
	154AL-2020-AL-E1-00	HSTD-Alliance Sports Marketing	\$ 80,000.00	\$ 80,000.00
	154AL-2020-AL-E3-00	HSTD-Impaired Driving Paid Media 154	\$ 650,000.00	\$ 650,000.00
	154AL-2020-AL-E4-00	HSTD-Ignition Interlock Program	\$ 75,000.00	\$ 61,511.81
154 Alcohol Total			\$ 5,896,072.73	\$ 4,593,826.16
		<b>154 Transfer Funds Total</b>	<b>\$ 5,896,072.73</b>	<b>\$ 4,593,826.16</b>
FAST Act NHTSA 402				
	PA-2020-02-01-00	HSTD-2020 Planning and Administration	\$ 143,750.00	\$ 129,896.86
Planning and Administration Total			\$ 143,750.00	\$ 129,896.86
Emergency Medical Services				
	EM-2020-02-01-00	Univ of MO Curators-HighwayEmergencyResp	\$ 76,500.00	\$ 76,500.00
	EM-2020-02-02-00	Jeff City Fire-JCFD / MoDOT Responder Sa	\$ 11,216.19	\$ 9,985.50
Emergency Medical Services Total			\$ 87,716.19	\$ 86,485.50
Motorcycle Safety				
	MC-2020-12-00-10	Motorcycle Rider Training Program (MSTF)	\$ 60,000.00	\$ 60,000.00
Motorcycle Safety Total			\$ 60,000.00	\$ 60,000.00
Pedestrian/Bicycle Safety				
	PS-2020-02-01-00	Safe Kids Columbia-Pedestrian & Bicycle	\$ 7,733.85	\$ 7,733.85
	PS-2020-02-02-00	MO Capitol Police-Let's Ride at the Capi	\$ 5,184.40	\$ -
	PS-2020-02-03-00	Missouri School Bd Assoc - Crossing Guar	\$ 10,000.00	\$ 1,498.26
Pedestrian/Bicycle Safety Total			\$ 22,918.25	\$ 9,232.11
Police Traffic Services				
	PT-2020-02-00-00	HSTD-STATEWIDE POLICE TRAFFIC SERVICES		\$ -
	PT-2020-02-00-G1	HSTD & Missouri Police Chiefs-LETSAC 202	\$ 59,500.00	\$ 1,105.45
	PT-2020-02-00-GO	Statewide-402 HMV Enforcement	\$ 3,023,362.74	\$ 2,365,521.22
	PT-2020-02-22-00	Missouri Police Chiefs-LE Driving 2020	\$ 31,200.00	\$ 17,919.00
	PT-2020-02-32-00	MO SouthernStUniv-Law Enforcement Traini	\$ 30,000.00	\$ 21,000.00
	PT-2020-02-33-00	MSHP-Skill Development	\$ 24,000.00	\$ 5,318.26
	PT-2020-02-34-00	MSHP-Radar/EVOC Instructor Development	\$ 65,264.80	\$ 32,556.62
	PT-2020-02-C1-00	St Charles City PD-Occupant Prot Enforce	\$ 5,500.00	\$ 5,444.56
	PT-2020-02-D6-00	HSTD-402 Operations	\$ 147,000.00	\$ 70,325.16
	PT-2020-02-D7-00	HSTD-2020 Police Traffic Services Coord	\$ 329,000.00	\$ 250,377.22
	PT-2020-02-E0-00	MO Safety Center-Occupant & Speed Enforc	\$ 74,939.53	\$ 40,650.75
	PT-2020-02-E1-00	MO Safety Center-Statewide Safety Belt S	\$ 169,999.22	\$ 148,627.76
	PT-2020-02-E2-00	MO Safety Center-Driver Improvement Prog	\$ 49,979.33	\$ 48,630.55
Police Traffic Services Total			\$ 4,009,745.62	\$ 3,007,476.55
Accident Investigation				
	AI-2020-04-01-00	MSHP-Accident Invest/Training/Reconstruc	\$ 69,936.00	\$ 29,594.59
Accident Investigation Total			\$ 69,936.00	\$ 29,594.59
Community Traffic Safety Project				
	CP-2020-09-01-00	CentralMO Foster Care-Safety Education	\$ 10,000.00	\$ 4,962.94
	CP-2020-09-02-00	DCCCA-Boosters to Belts	\$ 45,000.00	\$ 12,931.10
	CP-2020-09-03-00	B.R.A.K.E.S.-Put On The Brakes, Inc.	\$ 30,000.00	\$ -

Program Area	Project	Description	Contracted Funds	Current Funds Expended
	CP-2020-09-04-00	Univ of MO Curators-ThinkFirst Missouri	\$ 480,000.00	\$ 426,360.57
	CP-2020-09-05-00	Cape Girardeau Safe Communities/TRACTION	\$ 336,085.08	\$ 98,448.44
	CP-2020-09-08-00	Peers Foundation-Teen Distracted Driving	\$ 30,228.12	\$ 30,215.16
	CP-2020-09-09-00	HSTD-Teen Driving Program	\$ 35,000.00	\$ 32,698.76
	CP-2020-09-10-00	Alliance of Southwest MO-Safe Kids	\$ 3,500.00	\$ 3,500.00
	CP-2020-CP-09-11	St. Joseph Youth Alliance-Teen Traffic S	\$ 15,280.00	\$ 11,723.88
Community Traffic Safety Project Total			\$ 985,093.20	\$ 620,840.85
Driver Education				
	DE-2020-02-01-00	HSTD-In-House Project for Mature Drivers	\$ 2,500.00	\$ -
	DE-2020-02-02-00	Univ of MO Curators-Keep Your Keys	\$ 40,320.00	\$ 8,340.74
Driver Education Total			\$ 42,820.00	\$ 8,340.74
Driver Licensing				
	DL-2020-02-01-00	Wash Univ-Rural Driving & Traffic Signs	\$ 150,002.00	\$ 140,516.13
	DL-2020-02-02-00	Wash Univ-Safer Driving After Rehabilita	\$ 113,302.00	\$ 108,981.92
Driver Licensing Total			\$ 263,304.00	\$ 249,498.05
Railroad/Highway Crossings				
	RH-2020-02-01-00	MO OperationLifesaver-MO OperationLifesa	\$ 15,000.00	\$ 13,430.37
Railroad/Highway Crossings Total			\$ 15,000.00	\$ 13,430.37
Roadway Safety				
	RS-2020-RS-11-01	HSTD-Traffic Engineering Assistance Prog	\$ 60,000.00	\$ 59,076.18
	RS-2020-RS-11-02	Univ of MO Curators-2020 Blueprint Confe	\$ 26,148.00	\$ 26,148.00
Roadway Safety Total			\$ 86,148.00	\$ 85,224.18
Safe Communities				
	SA-2020-09-01-00	St Joseph Safety & Health Council-Traffi	\$ 54,433.96	\$ 51,653.82
	SA-2020-09-02-00	TYREDD- TYREDD	\$ 50,000.00	\$ 29,820.94
Safe Communities Total			\$ 104,433.96	\$ 81,474.76
Child Restraint				
	CR-2020-05-01-00	HSTD-402 Car Seat Distribution	\$ 50,000.00	\$ 50,000.00
	CR-2020-05-02-00	HSTD-CPS Program Activities Administrati	\$ 35,000.00	\$ 35,000.00
Child Restraint Total			\$ 85,000.00	\$ 85,000.00
Paid Advertising				
	PM-2020-02-01-00	HSTD-Click It or Ticket Paid Media	\$ 375,000.00	\$ 375,000.00
	PM-2020-02-02-00	HSTD-BUPD Paid Media	\$ 125,000.00	\$ 82,382.43
	PM-2020-02-03-00	HSTD-Work Zone Paid Media	\$ 50,000.00	\$ 49,906.13
	PM-2020-02-04-00	HSTD-Bike and Pedestrian Paid Media	\$ 125,000.00	\$ 123,923.30
	PM-2020-02-05-00	HSTD-PI Creative Services	\$ 150,000.00	\$ 143,723.56
	PM-2020-02-06-00	HSTD-Motorcycle Paid Media	\$ 150,000.00	\$ 150,000.00
Paid Advertising Total			\$ 975,000.00	\$ 924,935.42
Teen Safety Program				
	TSP-2020-14-01-00	HSTD-2020 402 Young Driver Coordination	\$ 96,000.00	\$ 88,693.82
	TSP-2020-14-02-00	Univ of MO Curators-Is It Worth It	\$ 18,648.00	\$ 1,788.35
Teen Safety Program Total			\$ 114,648.00	\$ 90,482.17
		<b>FAST Act NHTSA 402 Total</b>	<b>\$ 7,065,513.22</b>	<b>\$ 5,481,912.15</b>
FAST Act 405b OP Low				
	M2HVE-2020-05-00-GO	STATEWIDE-405b OCCUPANT PROTECTION ENFOR	\$ 435,044.00	\$ 334,529.02
	M2HVE-2020-05-29-00	MO Safety Center-Survey-Teen Safety Belt	\$ 75,000.00	\$ 31,386.03
	M2HVE-2020-05-30-00	MO Safety Center-Enforcement-Occupant Pr	\$ 286,815.97	\$ 122,274.74
405b Low HVE Total			\$ 796,859.97	\$ 488,189.79
405b Low Community CPS Services				
	M2CPS-2020-05-01-00	HSTD-CPS Program Training	\$ 80,000.00	\$ 52,915.91
	M2CPS-2020-05-02-00	HSTD-2020 405b Low CPS Coordination	\$ 40,000.00	\$ 23,856.46
	M2CPS-2020-05-03-00	HSTD-CPS Paid Media	\$ 100,000.00	\$ 96,877.09
405b Low Community CPS Services Total			\$ 220,000.00	\$ 173,649.46
405b Low CSS Purchase/Distribution				
	M2CSS-2020-05-01-00	HSTD-405 Car Seat Distribution	\$ 50,000.00	\$ 17,143.75
Total			\$ 50,000.00	\$ 17,143.75
405b OP Low				
	M2X-2020-05-00-00	HSTD-STATEWIDE 405b LOW		\$ -



Program Area	Project	Description	Contracted Funds	Current Funds Expended
405b OP Low Total				\$ -
		<b>FAST Act 405b OP Low Total</b>	<b>\$ 1,066,859.97</b>	<b>\$ 678,983.00</b>
FAST Act 405c Data Program				
	M3DA-2020-04-00-00	HSTD-STATEWIDE 405c DATA PROGRAM		\$ -
	M3DA-2020-04-00-GO	HSTD-THSD STATEWIDE 405c DATA PROGRAM	\$ 303,164.75	\$ 286,795.28
	M3DA-2020-04-07-00	HSTD-Traffic Records Data Improvement	\$ 25,023.11	\$ 7,225.00
	M3DA-2020-04-11-00	DHSS-EMC NEMSIS 3 Transition	\$ 99,005.00	\$ 98,330.18
	M3DA-2020-04-12-00	MSHP-Predictive Analytical Crash Project	\$ 26,710.00	\$ 21,102.10
	M3DA-2020-04-13-00	MSHP-STARS and FARS Support	\$ 108,453.80	\$ 31,249.40
	M3DA-2020-04-14-00	MSHP-Statewide Traffic Accident Rec Syst	\$ 323,609.78	\$ 241,392.40
	M3DA-2020-04-15-00	OSCA-Show Me Court Implementations	\$ 200,614.75	\$ 178,433.19
	M3DA-2020-04-17-00	OSCA-JIS Monitoring and Reporting	\$ 175,761.38	\$ 127,773.90
	M3DA-2020-04-18-00	REJIS-LETS Sustainment and Enhancement	\$ 190,807.96	\$ 168,911.08
405c Data Program Total			\$ 1,453,150.53	\$ 1,161,212.53
		<b>FAST Act 405c Data Program Total</b>	<b>\$ 1,453,150.53</b>	<b>\$ 1,161,212.53</b>
FAST Act 405d Impaired Driving Mid				
	M5HVE-2020-03-00-GO	Statewide-405d Impaired Driving Enforcem	\$ 1,063,410.81	\$ 881,481.34
	M5HVE-2020-03-23-00	MO Safety Center-Alcohol LE Liaison	\$ 151,539.59	\$ 126,531.65
405d Mid HVE Total			\$ 1,214,950.40	\$ 1,008,012.99
405d Mid ID Coordinator				
	M5IDC-2020-03-01-00	HSTD-2020 405d Mid Impaired Driving Coor	\$ 96,000.00	\$ 54,269.14
405d Mid ID Coordinator Total			\$ 96,000.00	\$ 54,269.14
405d Mid Court Support				
	M5CS-2020-03-01-00	MOPS-Traffic Safety Resource Prosecutor	\$ 299,625.00	\$ 273,473.79
	M5CS-2020-03-02-00	OSCA-DWI Court Project	\$ 271,515.05	\$ 96,085.57
405d Mid Court Support Total			\$ 571,140.05	\$ 369,559.36
405d Mid Paid/Earned Media				
	M5PEM-2020-03-01-00	HSTD-Paid Media Impaired Driving 405d	\$ 893,000.00	\$ 890,554.66
405d Mid Paid/Earned Media Total			\$ 893,000.00	\$ 890,554.66
405d Mid Training				
	M5TR-2020-03-01-00	MO SouthernStUniv-DWI Enforcement Traini	\$ 42,400.00	\$ 18,400.00
	M5TR-2020-03-02-00	MSHP-BAC/DRE/SFST/ARIDE Training	\$ 394,780.88	\$ 353,314.76
	M5TR-2020-03-03-00	Univ of MO Curators-SMART,CHEERS, Drv Sa	\$ 330,000.00	\$ 315,931.00
	M5TR-2020-03-04-00	HSTD-Impaired Driving Program	\$ 17,500.00	\$ 3,832.95
	M5TR-2020-03-05-00	Council for DrugFreeYouth-Sober Driving	\$ 5,000.00	\$ 4,568.96
405d Mid Training Total			\$ 789,680.88	\$ 696,047.67
405d Mid Other Based on Problem ID				
	M5OT-2020-03-01-00	HSTD-In-House Impaired Driving Project	\$ 20,000.00	\$ 400.00
	M5OT-2020-03-02-00	MO Safety Center-Drug Impaired Driving	\$ 175,895.42	\$ 150,831.53
	M5OT-2020-03-03-00	MO Police Chiefs Assoc-DITEP 2020	\$ 26,495.00	\$ -
	M5OT-2020-03-04-00	DOR-DOR & Law Enforcement Training	\$ 25,990.00	\$ 4,113.43
	M5OT-2020-03-05-00	REJIS-DRE Sustainment and Enhancement	\$ 42,672.00	\$ 23,306.00
Total			\$ 291,052.42	\$ 178,650.96
405d Impaired Driving Mid				
	M5X-2020-03-00-00	HSTD-Statewide 405d Impair Driving Mid		\$ -
405d Impaired Driving Mid Total			\$ -	\$ -
		<b>FAST Act 405d Impaired Driving Mid Total</b>	<b>\$ 3,855,823.75</b>	<b>\$ 3,197,094.78</b>
FAST Act 405f Motorcycle Programs				
	M9MA-2020-12-00-00	HSTD-STATEWIDE 405f MOTORCYCLE PROGRAM		\$ -
	M9MA-2020-12-01-00	HSTD-Motorcycle Awareness	\$ 150,000.00	\$ 147,162.22
405f Motorcyclist Awareness Total			\$ 150,000.00	\$ 147,162.22
		<b>FAST Act 405f Motorcycle Programs Total</b>	<b>\$ 150,000.00</b>	<b>\$ 147,162.22</b>
Programs				
	M11X-2020-00-00-00	HSTD-STATEWIDE 405f Motorcycle Safety Pr	\$ 105,672.03	
405f Motorcycle Safety Programs Total			\$ 105,672.03	
		<b>FAST Act 405f Motorcycle Safety Programs Total</b>	<b>\$ 105,672.03</b>	<b>\$ -</b>
NHTSA Total			<b>\$ 19,593,092.23</b>	<b>\$ 15,260,190.84</b>

**APPENDIX B  
SUBRECIPIENT CRASH STATISTICAL HISTORY**

Agency	Crash Type	Oct. 1, 2016 to Sept. 30, 2019	3 Year Average	Oct. 1, 2019 to Sept. 30, 2020	Oct. 1, 2016 to Sept. 30, 2019	3 Year Average	Oct. 1, 2019 to Sept. 30, 2020	Oct. 1, 2016 to Sept. 30, 2019	3 Year Average	Oct. 1, 2019 to Sept. 30, 2020
		Fatal Crashes	Fatal Crashes	Fatal Crashes	Serious Injury Crashes	Serious Injury Crashes	Serious Injury Crashes	Total Crashes	Total Crashes	Total Crashes
Arnold Police Dept.	Alcohol/Drug Involved	0	0.00	1	4	1.33	0	75	25.00	22
Arnold Police Dept.	Speed - Exceeded Limit	1	0.33	1	8	2.67	0	52	17.33	20
Arnold Police Dept.	Hazardous Moving Violations	3	1.00	2	23	7.67	5	1131	377.00	306
Ballwin Police Dept.	Alcohol/Drug Involved	0	0.00	0	3	1.00	0	40	13.33	11
Ballwin Police Dept.	Speed - Exceeded Limit	0	0.00	0	2	0.67	0	21	7.00	5
Ballwin Police Dept.	Hazardous Moving Violations	0	0.00	0	9	3.00	1	492	164.00	125
Belton Police Dept.	Alcohol/Drug Involved	2	0.67	0	3	1.00	2	72	24.00	23
Belton Police Dept.	Speed - Exceeded Limit	0	0.00	0	4	1.33	2	40	13.33	15
Belton Police Dept.	Hazardous Moving Violations	3	1.00	1	13	4.33	5	1279	426.33	375
Benton County Sheriff's Dept.	Alcohol/Drug Involved	3	1.00	0	9	3.00	5	46	15.33	13
Benton County Sheriff's Dept.	Speed - Exceeded Limit	0	0.00	0	2	0.67	0	5	1.67	1
Benton County Sheriff's Dept.	Hazardous Moving Violations	6	2.00	4	24	8.00	13	399	133.00	126
Blue Springs Police Dept.	Alcohol/Drug Involved	1	0.33	0	14	4.67	4	151	50.33	51
Blue Springs Police Dept.	Speed - Exceeded Limit	4	1.33	0	5	1.67	1	80	26.67	19
Blue Springs Police Dept.	Hazardous Moving Violations	7	2.33	0	47	15.67	4	1676	558.67	501
Bolivar Police Dept.	Alcohol/Drug Involved	0	0.00	0	0	0.00	0	15	5.00	6
Bolivar Police Dept.	Speed - Exceeded Limit	0	0.00	0	2	0.67	0	8	2.67	2
Bolivar Police Dept.	Hazardous Moving Violations	0	0.00	0	5	1.67	1	214	71.33	53
Boone County Sheriff's Dept.	Alcohol/Drug Involved	8	2.67	0	15	5.00	3	136	45.33	43
Boone County Sheriff's Dept.	Speed - Exceeded Limit	3	1.00	0	11	3.67	1	80	26.67	20
Boone County Sheriff's Dept.	Hazardous Moving Violations	19	6.33	1	53	17.67	9	1325	441.67	367
Branson Police Dept.	Alcohol/Drug Involved	1	0.33	0	5	1.67	2	70	23.33	16
Branson Police Dept.	Speed - Exceeded Limit	3	1.00	0	7	2.33	0	40	13.33	7
Branson Police Dept.	Hazardous Moving Violations	5	1.67	0	18	6.00	4	932	310.67	153
Buchanan County Sheriff's Dept.	Alcohol/Drug Involved	1	0.33	2	1	0.33	3	48	16.00	21
Buchanan County Sheriff's Dept.	Speed - Exceeded Limit	1	0.33	0	8	2.67	2	35	11.67	15
Buchanan County Sheriff's Dept.	Hazardous Moving Violations	4	1.33	2	31	10.33	7	1042	347.33	103
Butler County Sheriff's Dept.	Alcohol/Drug Involved	6	2.00	0	5	1.67	1	99	33.00	28
Butler County Sheriff's Dept.	Speed - Exceeded Limit	2	0.67	1	2	0.67	0	15	5.00	4
Butler County Sheriff's Dept.	Hazardous Moving Violations	16	5.33	3	19	6.33	14	673	224.33	179
Callaway County Sheriff's Dept.	Alcohol/Drug Involved	5	1.67	1	5	1.67	4	114	38.00	27
Callaway County Sheriff's Dept.	Speed - Exceeded Limit	5	1.67	1	6	2.00	3	47	15.67	12
Callaway County Sheriff's Dept.	Hazardous Moving Violations	17	5.67	5	38	12.67	13	1042	347.33	335
Calverton Park Police Dept.	Alcohol/Drug Involved	0	0.00	0	0	0.00	1	4	1.33	2
Calverton Park Police Dept.	Speed - Exceeded Limit	0	0.00	0	0	0.00	0	0	0.00	1
Calverton Park Police Dept.	Hazardous Moving Violations	0	0.00	0	0	0.00	1	20	6.67	12
Camden County Sheriff's Office	Alcohol/Drug Involved	8	2.67	3	17	5.67	11	130	43.33	52
Camden County Sheriff's Office	Speed - Exceeded Limit	1	0.33	1	5	1.67	4	28	9.33	16
Camden County Sheriff's Office	Hazardous Moving Violations	19	6.33	11	43	14.33	20	537	179.00	187
Camdenton Police Dept.	Alcohol/Drug Involved	0	0.00	0	0	0.00	0	17	5.67	10
Camdenton Police Dept.	Speed - Exceeded Limit	1	0.33	0	0	0.00	0	5	1.67	3
Camdenton Police Dept.	Hazardous Moving Violations	1	0.33	0	1	0.33	2	228	76.00	84
Cameron Police Dept.	Alcohol/Drug Involved	0	0.00	0	2	0.67	0	17	5.67	3
Cameron Police Dept.	Speed - Exceeded Limit	0	0.00	0	1	0.33	0	8	2.67	1
Cameron Police Dept.	Hazardous Moving Violations	2	0.67	0	4	1.33	3	203	67.67	64
Cape Girardeau County Sheriff's Office	Alcohol/Drug Involved	2	0.67	2	9	3.00	1	83	27.67	21

		Oct. 1, 2016 to Sept. 30, 2019	3 Year Average	Oct. 1, 2019 to Sept. 30, 2020	Oct. 1, 2016 to Sept. 30, 2019	3 Year Average	Oct. 1, 2019 to Sept. 30, 2020	Oct. 1, 2016 to Sept. 30, 2019	3 Year Average	Oct. 1, 2019 to Sept. 30, 2020
Agency	Crash Type	Fatal Crashes	Fatal Crashes	Fatal Crashes	Serious Injury Crashes	Serious Injury Crashes	Serious Injury Crashes	Total Crashes	Total Crashes	Total Crashes
Cape Girardeau County Sheriff's Office	Speed - Exceeded Limit	1	0.33	1	0	0.00	0	8	2.67	2
Cape Girardeau County Sheriff's Office	Hazardous Moving Violations	11	3.67	4	12	4.00	7	523	174.33	179
Cape Girardeau Police Dept.	Alcohol/Drug Involved	1	0.33	0	3	1.00	1	149	49.67	48
Cape Girardeau Police Dept.	Speed - Exceeded Limit	1	0.33	1	1	0.33	0	36	12.00	19
Cape Girardeau Police Dept.	Hazardous Moving Violations	3	1.00	2	22	7.33	5	2834	944.67	768
Cartersville Police Dept.	Alcohol/Drug Involved	0	0.00	0	0	0.00	0	2	0.67	4
Cartersville Police Dept.	Speed - Exceeded Limit	0	0.00	0	0	0.00	0	3	1.00	0
Cartersville Police Dept.	Hazardous Moving Violations	2	0.67	0	0	0.00	0	23	7.67	7
Cass County Sheriff's Office	Alcohol/Drug Involved	6	2.00	2	12	4.00	7	100	33.33	26
Cass County Sheriff's Office	Speed - Exceeded Limit	4	1.33	3	1	0.33	1	53	17.67	13
Cass County Sheriff's Office	Hazardous Moving Violations	11	3.67	8	52	17.33	16	820	273.33	226
Chesterfield Police Dept.	Alcohol/Drug Involved	2	0.67	1	8	2.67	2	137	45.67	33
Chesterfield Police Dept.	Speed - Exceeded Limit	2	0.67	1	5	1.67	0	39	13.00	17
Chesterfield Police Dept.	Hazardous Moving Violations	3	1.00	1	36	12.00	2	1922	640.67	369
Chillicothe Police Dept.	Alcohol/Drug Involved	0	0.00	0	3	1.00	0	20	6.67	8
Chillicothe Police Dept.	Speed - Exceeded Limit	1	0.33	0	0	0.00	0	4	1.33	1
Chillicothe Police Dept.	Hazardous Moving Violations	1	0.33	0	5	1.67	2	164	54.67	45
Christian County Sheriff's Dept.	Alcohol/Drug Involved	8	2.67	3	12	4.00	4	124	41.33	40
Christian County Sheriff's Dept.	Speed - Exceeded Limit	5	1.67	0	5	1.67	0	41	13.67	5
Christian County Sheriff's Dept.	Hazardous Moving Violations	15	5.00	7	48	16.00	16	860	286.67	223
City of St. Louis Police Division	Alcohol/Drug Involved	3	1.00	2	14	4.67	10	326	108.67	93
City of St. Louis Police Division	Speed - Exceeded Limit	57	19.00	28	134	44.67	42	1839	613.00	558
City of St. Louis Police Division	Hazardous Moving Violations	80	26.67	40	279	93.00	99	14227	4742.33	4083
Clark County Sheriff's Office	Alcohol/Drug Involved	2	0.67	0	1	0.33	1	13	4.33	5
Clark County Sheriff's Office	Speed - Exceeded Limit	3	1.00	0	1	0.33	0	5	1.67	0
Clark County Sheriff's Office	Hazardous Moving Violations	6	2.00	1	12	4.00	5	126	42.00	32
Clay County Sheriff's Office	Alcohol/Drug Involved	5	1.67	1	6	2.00	3	65	21.67	23
Clay County Sheriff's Office	Speed - Exceeded Limit	2	0.67	1	6	2.00	3	70	23.33	17
Clay County Sheriff's Office	Hazardous Moving Violations	10	3.33	1	24	8.00	7	375	125.00	129
Clayton Police Dept.	Alcohol/Drug Involved	0	0.00	0	2	0.67	0	37	12.33	4
Clayton Police Dept.	Speed - Exceeded Limit	0	0.00	1	1	0.33	0	11	3.67	5
Clayton Police Dept.	Hazardous Moving Violations	1	0.33	1	7	2.33	2	746	248.67	149
Cole County Sheriff's Dept.	Alcohol/Drug Involved	2	0.67	0	7	2.33	1	73	24.33	22
Cole County Sheriff's Dept.	Speed - Exceeded Limit	1	0.33	0	7	2.33	1	21	7.00	3
Cole County Sheriff's Dept.	Hazardous Moving Violations	6	2.00	6	24	8.00	10	403	134.33	160
Columbia Police Dept.	Alcohol/Drug Involved	8	2.67	1	11	3.67	3	238	79.33	60
Columbia Police Dept.	Speed - Exceeded Limit	15	5.00	4	17	5.67	6	162	54.00	49
Columbia Police Dept.	Hazardous Moving Violations	20	6.67	6	51	17.00	12	1518	506.00	432
Creve Coeur Police Dept.	Alcohol/Drug Involved	1	0.33	0	2	0.67	1	72	24.00	21
Creve Coeur Police Dept.	Speed - Exceeded Limit	1	0.33	0	2	0.67	1	22	7.33	6
Creve Coeur Police Dept.	Hazardous Moving Violations	2	0.67	0	12	4.00	2	1672	557.33	352
Crocker Police Dept.	Alcohol/Drug Involved	0	0.00	0	0	0.00	0	0	0.00	0
Crocker Police Dept.	Speed - Exceeded Limit	0	0.00	0	0	0.00	0	0	0.00	0
Crocker Police Dept.	Hazardous Moving Violations	0	0.00	0	0	0.00	0	1	0.33	0
Crystal City Police Dept.	Alcohol/Drug Involved	0	0.00	0	1	0.33	0	16	5.33	8
Crystal City Police Dept.	Speed - Exceeded Limit	0	0.00	0	1	0.33	0	7	2.33	3

		Oct. 1, 2016 to Sept. 30, 2019	3 Year Average	Oct. 1, 2019 to Sept. 30, 2020	Oct. 1, 2016 to Sept. 30, 2019	3 Year Average	Oct. 1, 2019 to Sept. 30, 2020	Oct. 1, 2016 to Sept. 30, 2019	3 Year Average	Oct. 1, 2019 to Sept. 30, 2020
Agency	Crash Type	Fatal Crashes	Fatal Crashes	Fatal Crashes	Serious Injury Crashes	Serious Injury Crashes	Serious Injury Crashes	Total Crashes	Total Crashes	Total Crashes
Crystal City Police Dept.	Hazardous Moving Violations	1	0.33	0	2	0.67	0	114	38.00	30
Dexter Police Dept.	Alcohol/Drug Involved	0	0.00	0	1	0.33	0	18	6.00	5
Dexter Police Dept.	Speed - Exceeded Limit	0	0.00	0	0	0.00	0	13	4.33	3
Dexter Police Dept.	Hazardous Moving Violations	0	0.00	0	3	1.00	1	211	70.33	53
Edgerton Police Dept.	Alcohol/Drug Involved	0	0.00	0	0	0.00	0	0	0.00	0
Edgerton Police Dept.	Speed - Exceeded Limit	0	0.00	0	0	0.00	0	0	0.00	0
Edgerton Police Dept.	Hazardous Moving Violations	0	0.00	0	0	0.00	0	0	0.00	0
Ellisville Police Dept.	Alcohol/Drug Involved	0	0.00	0	2	0.67	0	18	6.00	5
Ellisville Police Dept.	Speed - Exceeded Limit	0	0.00	0	1	0.33	1	9	3.00	5
Ellisville Police Dept.	Hazardous Moving Violations	0	0.00	0	4	1.33	2	448	149.33	96
Eureka Police Dept.	Alcohol/Drug Involved	2	0.67	1	1	0.33	0	29	9.67	6
Eureka Police Dept.	Speed - Exceeded Limit	1	0.33	0	0	0.00	0	10	3.33	1
Eureka Police Dept.	Hazardous Moving Violations	3	1.00	1	6	2.00	2	371	123.67	130
Excelsior Springs Police Dept.	Alcohol/Drug Involved	0	0.00	0	2	0.67	0	44	14.67	10
Excelsior Springs Police Dept.	Speed - Exceeded Limit	0	0.00	1	4	1.33	0	45	15.00	17
Excelsior Springs Police Dept.	Hazardous Moving Violations	0	0.00	1	5	1.67	0	276	92.00	67
Farmington Police Dept.	Alcohol/Drug Involved	0	0.00	0	0	0.00	1	36	12.00	13
Farmington Police Dept.	Speed - Exceeded Limit	0	0.00	0	0	0.00	1	17	5.67	2
Farmington Police Dept.	Hazardous Moving Violations	1	0.33	0	4	1.33	5	462	154.00	144
Festus Police Dept.	Alcohol/Drug Involved	1	0.33	0	1	0.33	1	29	9.67	14
Festus Police Dept.	Speed - Exceeded Limit	0	0.00	0	0	0.00	0	16	5.33	5
Festus Police Dept.	Hazardous Moving Violations	4	1.33	0	8	2.67	4	418	139.33	114
Florissant Police Dept.	Alcohol/Drug Involved	3	1.00	1	6	2.00	4	142	47.33	38
Florissant Police Dept.	Speed - Exceeded Limit	3	1.00	1	11	3.67	1	155	51.67	61
Florissant Police Dept.	Hazardous Moving Violations	5	1.67	3	16	5.33	7	1745	581.67	560
Franklin County Sheriff's Dept.	Alcohol/Drug Involved	14	4.67	6	20	6.67	11	225	75.00	79
Franklin County Sheriff's Dept.	Speed - Exceeded Limit	3	1.00	4	11	3.67	1	54	18.00	20
Franklin County Sheriff's Dept.	Hazardous Moving Violations	30	10.00	15	82	27.33	45	1733	577.67	541
Gladstone Dept. of Public Safety	Alcohol/Drug Involved	1	0.33	0	4	1.33	3	66	22.00	27
Gladstone Dept. of Public Safety	Speed - Exceeded Limit	1	0.33	1	2	0.67	2	37	12.33	11
Gladstone Dept. of Public Safety	Hazardous Moving Violations	1	0.33	1	13	4.33	9	740	246.67	183
Glendale Police Dept.	Alcohol/Drug Involved	0	0.00	0	0	0.00	1	1	0.33	1
Glendale Police Dept.	Speed - Exceeded Limit	0	0.00	0	0	0.00	0	4	1.33	0
Glendale Police Dept.	Hazardous Moving Violations	0	0.00	0	0	0.00	1	62	20.67	20
Grain Valley Police Dept.	Alcohol/Drug Involved	0	0.00	0	1	0.33	0	31	10.33	9
Grain Valley Police Dept.	Speed - Exceeded Limit	0	0.00	0	0	0.00	0	17	5.67	11
Grain Valley Police Dept.	Hazardous Moving Violations	0	0.00	0	2	0.67	0	155	51.67	44
Grandview Police Dept.	Alcohol/Drug Involved	2	0.67	0	6	2.00	3	92	30.67	34
Grandview Police Dept.	Speed - Exceeded Limit	2	0.67	0	5	1.67	0	82	27.33	19
Grandview Police Dept.	Hazardous Moving Violations	5	1.67	0	22	7.33	3	777	259.00	199
Greene County Sheriff's Office	Alcohol/Drug Involved	10	3.33	6	14	4.67	3	197	65.67	63
Greene County Sheriff's Office	Speed - Exceeded Limit	8	2.67	2	6	2.00	4	60	20.00	14
Greene County Sheriff's Office	Hazardous Moving Violations	22	7.33	10	68	22.67	20	1397	465.67	382
Harrisonville Police Dept.	Alcohol/Drug Involved	1	0.33	1	2	0.67	3	49	16.33	18
Harrisonville Police Dept.	Speed - Exceeded Limit	0	0.00	1	0	0.00	0	12	4.00	4
Harrisonville Police Dept.	Hazardous Moving Violations	2	0.67	1	3	1.00	2	314	104.67	91

		Oct. 1, 2016 to Sept. 30, 2019	3 Year Average	Oct. 1, 2019 to Sept. 30, 2020	Oct. 1, 2016 to Sept. 30, 2019	3 Year Average	Oct. 1, 2019 to Sept. 30, 2020	Oct. 1, 2016 to Sept. 30, 2019	3 Year Average	Oct. 1, 2019 to Sept. 30, 2020
Agency	Crash Type	Fatal Crashes	Fatal Crashes	Fatal Crashes	Serious Injury Crashes	Serious Injury Crashes	Serious Injury Crashes	Total Crashes	Total Crashes	Total Crashes
Hayti Police Dept.	Alcohol/Drug Involved	0	0.00	0	2	0.67	0	14	4.67	2
Hayti Police Dept.	Speed - Exceeded Limit	0	0.00	0	0	0.00	0	4	1.33	2
Hayti Police Dept.	Hazardous Moving Violations	0	0.00	0	1	0.33	1	54	18.00	18
Hazelwood Police Dept.	Alcohol/Drug Involved	1	0.33	1	5	1.67	1	57	19.00	8
Hazelwood Police Dept.	Speed - Exceeded Limit	0	0.00	1	2	0.67	2	78	26.00	41
Hazelwood Police Dept.	Hazardous Moving Violations	3	1.00	1	17	5.67	9	1546	515.33	384
Henry County Sheriff's Office	Alcohol/Drug Involved	2	0.67	0	2	0.67	1	45	15.00	9
Henry County Sheriff's Office	Speed - Exceeded Limit	0	0.00	0	2	0.67	0	5	1.67	3
Henry County Sheriff's Office	Hazardous Moving Violations	5	1.67	0	7	2.33	2	245	81.67	77
Highway Safety and Traffic Division										
Hollister Police Dept.	Alcohol/Drug Involved	0	0.00	0	1	0.33	0	10	3.33	2
Hollister Police Dept.	Speed - Exceeded Limit	1	0.33	0	1	0.33	0	7	2.33	0
Hollister Police Dept.	Hazardous Moving Violations	1	0.33	0	4	1.33	0	148	49.33	41
Houston Police Dept.	Alcohol/Drug Involved	0	0.00	0	0	0.00	2	6	2.00	2
Houston Police Dept.	Speed - Exceeded Limit	0	0.00	0	0	0.00	1	2	0.67	1
Houston Police Dept.	Hazardous Moving Violations	0	0.00	0	0	0.00	1	47	15.67	9
Howell County Sheriff's Dept.	Alcohol/Drug Involved	3	1.00	0	12	4.00	3	90	30.00	24
Howell County Sheriff's Dept.	Speed - Exceeded Limit	1	0.33	0	3	1.00	5	12	4.00	13
Howell County Sheriff's Dept.	Hazardous Moving Violations	14	4.67	2	44	14.67	20	484	161.33	146
Independence Police Dept.	Alcohol/Drug Involved	7	2.33	2	46	15.33	12	467	155.67	143
Independence Police Dept.	Speed - Exceeded Limit	6	2.00	6	35	11.67	9	327	109.00	113
Independence Police Dept.	Hazardous Moving Violations	18	6.00	9	269	89.67	27	3743	1247.67	1203
Jackson County Sheriff's Office	Alcohol/Drug Involved	3	1.00	0	8	2.67	2	81	27.00	17
Jackson County Sheriff's Office	Speed - Exceeded Limit	6	2.00	3	6	2.00	1	97	32.33	26
Jackson County Sheriff's Office	Hazardous Moving Violations	9	3.00	4	30	10.00	2	455	151.67	114
Jackson Police Dept.	Alcohol/Drug Involved	0	0.00	0	2	0.67	0	45	15.00	10
Jackson Police Dept.	Speed - Exceeded Limit	0	0.00	0	1	0.33	0	13	4.33	2
Jackson Police Dept.	Hazardous Moving Violations	2	0.67	1	6	2.00	1	555	185.00	104
Jasper County Sheriff's Office	Alcohol/Drug Involved	3	1.00	1	14	4.67	6	114	38.00	29
Jasper County Sheriff's Office	Speed - Exceeded Limit	3	1.00	0	0	0.00	1	28	9.33	10
Jasper County Sheriff's Office	Hazardous Moving Violations	15	5.00	3	29	9.67	7	791	263.67	205
Jefferson City Police Dept.	Alcohol/Drug Involved	1	0.33	0	10	3.33	4	162	54.00	57
Jefferson City Police Dept.	Speed - Exceeded Limit	0	0.00	0	4	1.33	1	37	12.33	7
Jefferson City Police Dept.	Hazardous Moving Violations	1	0.33	3	23	7.67	3	1602	534.00	445
Jefferson County Sheriff's Office	Alcohol/Drug Involved	28	9.33	14	39	13.00	9	504	168.00	188
Jefferson County Sheriff's Office	Speed - Exceeded Limit	9	3.00	4	19	6.33	8	167	55.67	63
Jefferson County Sheriff's Office	Hazardous Moving Violations	42	14.00	28	164	54.67	46	3287	1095.67	1123
Johnson County Sheriff's Dept.	Alcohol/Drug Involved	4	1.33	1	12	4.00	4	112	37.33	39
Johnson County Sheriff's Dept.	Speed - Exceeded Limit	2	0.67	0	6	2.00	3	40	13.33	8
Johnson County Sheriff's Dept.	Hazardous Moving Violations	18	6.00	4	70	23.33	15	895	298.33	250
Joplin Police Dept.	Alcohol/Drug Involved	5	1.67	2	5	1.67	2	158	52.67	50
Joplin Police Dept.	Speed - Exceeded Limit	1	0.33	4	5	1.67	2	91	30.33	23
Joplin Police Dept.	Hazardous Moving Violations	4	1.33	5	33	11.00	6	2016	672.00	554
Kansas City MO Board of Police Cor	Alcohol/Drug Involved	15	5.00	5	68	22.67	30	1341	447.00	566
Kansas City MO Board of Police Cor	Speed - Exceeded Limit	29	9.67	20	101	33.67	47	1534	511.33	477
Kansas City MO Board of Police Cor	Hazardous Moving Violations	134	44.67	62	439	146.33	113	21160	7053.33	4907

		Oct. 1, 2016 to Sept. 30, 2019	3 Year Average	Oct. 1, 2019 to Sept. 30, 2020	Oct. 1, 2016 to Sept. 30, 2019	3 Year Average	Oct. 1, 2019 to Sept. 30, 2020	Oct. 1, 2016 to Sept. 30, 2019	3 Year Average	Oct. 1, 2019 to Sept. 30, 2020
Agency	Crash Type	Fatal Crashes	Fatal Crashes	Fatal Crashes	Serious Injury Crashes	Serious Injury Crashes	Serious Injury Crashes	Total Crashes	Total Crashes	Total Crashes
Kearney Police Dept.	Alcohol/Drug Involved	0	0.00	0	1	0.33	0	32	10.67	9
Kearney Police Dept.	Speed - Exceeded Limit	0	0.00	0	1	0.33	0	11	3.67	7
Kearney Police Dept.	Hazardous Moving Violations	0	0.00	0	8	2.67	1	272	90.67	82
Kennett Police Dept.	Alcohol/Drug Involved	1	0.33	0	1	0.33	2	30	10.00	6
Kennett Police Dept.	Speed - Exceeded Limit	0	0.00	0	2	0.67	1	8	2.67	1
Kennett Police Dept.	Hazardous Moving Violations	0	0.00	2	3	1.00	5	105	35.00	38
Kirkwood Police Dept.	Alcohol/Drug Involved	0	0.00	0	1	0.33	0	53	17.67	11
Kirkwood Police Dept.	Speed - Exceeded Limit	0	0.00	1	1	0.33	0	19	6.33	10
Kirkwood Police Dept.	Hazardous Moving Violations	3	1.00	1	13	4.33	4	920	306.67	242
Lake St Louis Police Dept.	Alcohol/Drug Involved	1	0.33	3	2	0.67	1	58	19.33	19
Lake St Louis Police Dept.	Speed - Exceeded Limit	0	0.00	0	5	1.67	1	45	15.00	13
Lake St Louis Police Dept.	Hazardous Moving Violations	4	1.33	2	13	4.33	3	923	307.67	261
Lamar Police Dept.	Alcohol/Drug Involved	0	0.00	0	0	0.00	0	6	2.00	2
Lamar Police Dept.	Speed - Exceeded Limit	0	0.00	0	0	0.00	0	3	1.00	0
Lamar Police Dept.	Hazardous Moving Violations	0	0.00	0	2	0.67	0	37	12.33	13
Lawrence County Sheriff's Dept.	Alcohol/Drug Involved	4	1.33	2	8	2.67	1	72	24.00	11
Lawrence County Sheriff's Dept.	Speed - Exceeded Limit	2	0.67	2	2	0.67	0	24	8.00	5
Lawrence County Sheriff's Dept.	Hazardous Moving Violations	8	2.67	3	38	12.67	9	542	180.67	142
Leadington Police Dept.	Alcohol/Drug Involved	0	0.00	0	0	0.00	0	0	0.00	2
Leadington Police Dept.	Speed - Exceeded Limit	0	0.00	0	0	0.00	0	2	0.67	1
Leadington Police Dept.	Hazardous Moving Violations	0	0.00	0	1	0.33	0	39	13.00	5
Lee's Summit Police Dept.	Alcohol/Drug Involved	5	1.67	2	11	3.67	1	225	75.00	66
Lee's Summit Police Dept.	Speed - Exceeded Limit	1	0.33	1	10	3.33	2	87	29.00	39
Lee's Summit Police Dept.	Hazardous Moving Violations	6	2.00	1	52	17.33	13	3066	1022.00	815
Liberty Police Dept.	Alcohol/Drug Involved	0	0.00	0	4	1.33	2	94	31.33	26
Liberty Police Dept.	Speed - Exceeded Limit	1	0.33	0	2	0.67	2	30	10.00	13
Liberty Police Dept.	Hazardous Moving Violations	3	1.00	0	22	7.33	8	1194	398.00	298
Licking Police Dept.	Alcohol/Drug Involved	0	0.00	0	0	0.00	0	3	1.00	1
Licking Police Dept.	Speed - Exceeded Limit	0	0.00	0	0	0.00	0	2	0.67	2
Licking Police Dept.	Hazardous Moving Violations	0	0.00	0	0	0.00	0	16	5.33	9
Lincoln County Sheriff's Dept.	Alcohol/Drug Involved	7	2.33	2	20	6.67	2	116	38.67	21
Lincoln County Sheriff's Dept.	Speed - Exceeded Limit	3	1.00	0	12	4.00	1	62	20.67	17
Lincoln County Sheriff's Dept.	Hazardous Moving Violations	11	3.67	6	58	19.33	13	577	192.33	186
Livingston County Sheriff's Dept.	Alcohol/Drug Involved	1	0.33	1	6	2.00	0	26	8.67	5
Livingston County Sheriff's Dept.	Speed - Exceeded Limit	2	0.67	0	0	0.00	0	11	3.67	3
Livingston County Sheriff's Dept.	Hazardous Moving Violations	4	1.33	0	6	2.00	2	166	55.33	46
Macon County Sheriff's Dept.	Alcohol/Drug Involved	1	0.33	0	6	2.00	1	30	10.00	3
Macon County Sheriff's Dept.	Speed - Exceeded Limit	0	0.00	0	0	0.00	0	8	2.67	0
Macon County Sheriff's Dept.	Hazardous Moving Violations	5	1.67	1	26	8.67	7	262	87.33	59
Macon Police Dept.	Alcohol/Drug Involved	0	0.00	0	0	0.00	0	15	5.00	4
Macon Police Dept.	Speed - Exceeded Limit	0	0.00	0	1	0.33	0	11	3.67	0
Macon Police Dept.	Hazardous Moving Violations	0	0.00	0	3	1.00	0	145	48.33	42
Manchester Police Dept.	Alcohol/Drug Involved	1	0.33	0	0	0.00	1	39	13.00	7
Manchester Police Dept.	Speed - Exceeded Limit	0	0.00	0	2	0.67	0	23	7.67	3
Manchester Police Dept.	Hazardous Moving Violations	2	0.67	0	5	1.67	2	780	260.00	154
Marshall Police Dept.	Alcohol/Drug Involved	0	0.00	0	0	0.00	0	14	4.67	2

		Oct. 1, 2016 to Sept. 30, 2019	3 Year Average		Oct. 1, 2019 to Sept. 30, 2020	Oct. 1, 2016 to Sept. 30, 2019	3 Year Average		Oct. 1, 2016 to Sept. 30, 2019	3 Year Average		Oct. 1, 2019 to Sept. 30, 2020
Agency	Crash Type	Fatal Crashes	Fatal Crashes	Fatal Crashes	Serious Injury Crashes	Serious Injury Crashes	Serious Injury Crashes	Total Crashes	Total Crashes	Total Crashes	Total Crashes	Total Crashes
Marshall Police Dept.	Speed - Exceeded Limit	0	0.00	0	0	0.00	0	19	6.33	3		
Marshall Police Dept.	Hazardous Moving Violations	0	0.00	0	1	0.33	0	132	44.00	25		
Maryland Heights Police Dept.	Alcohol/Drug Involved	0	0.00	0	6	2.00	1	143	47.67	47		
Maryland Heights Police Dept.	Speed - Exceeded Limit	1	0.33	0	9	3.00	2	71	23.67	19		
Maryland Heights Police Dept.	Hazardous Moving Violations	2	0.67	1	39	13.00	10	2142	714.00	450		
Miller County Sheriff's Dept.	Alcohol/Drug Involved	1	0.33	2	8	2.67	2	83	27.67	19		
Miller County Sheriff's Dept.	Speed - Exceeded Limit	1	0.33	0	1	0.33	0	8	2.67	1		
Miller County Sheriff's Dept.	Hazardous Moving Violations	8	2.67	4	16	5.33	5	427	142.33	128		
Missouri Division of Alcohol and Tobacco Control												
Missouri State Highway Patrol												
Mountain View Police Dept.	Alcohol/Drug Involved	1	0.33	1	0	0.00	0	6	2.00	4		
Mountain View Police Dept.	Speed - Exceeded Limit	0	0.00	1	1	0.33	0	3	1.00	2		
Mountain View Police Dept.	Hazardous Moving Violations	1	0.33	1	2	0.67	0	15	5.00	12		
Neosho Police Dept.	Alcohol/Drug Involved	0	0.00	0	6	2.00	0	46	15.33	8		
Neosho Police Dept.	Speed - Exceeded Limit	0	0.00	0	2	0.67	0	14	4.67	0		
Neosho Police Dept.	Hazardous Moving Violations	0	0.00	2	15	5.00	1	387	129.00	112		
Nevada Police Dept.	Alcohol/Drug Involved	0	0.00	0	2	0.67	1	19	6.33	10		
Nevada Police Dept.	Speed - Exceeded Limit	0	0.00	0	1	0.33	1	14	4.67	6		
Nevada Police Dept.	Hazardous Moving Violations	0	0.00	0	2	0.67	1	179	59.67	47		
Newton County Sheriff's Office	Alcohol/Drug Involved	8	2.67	4	5	1.67	5	135	45.00	32		
Newton County Sheriff's Office	Speed - Exceeded Limit	2	0.67	2	3	1.00	1	30	10.00	9		
Newton County Sheriff's Office	Hazardous Moving Violations	14	4.67	7	50	16.67	17	795	265.00	208		
Nixa Police Dept.	Alcohol/Drug Involved	0	0.00	0	1	0.33	0	35	11.67	10		
Nixa Police Dept.	Speed - Exceeded Limit	0	0.00	0	0	0.00	0	20	6.67	1		
Nixa Police Dept.	Hazardous Moving Violations	0	0.00	0	7	2.33	3	320	106.67	106		
Normandy Police Dept.	Alcohol/Drug Involved	0	0.00	0	3	1.00	1	22	7.33	7		
Normandy Police Dept.	Speed - Exceeded Limit	0	0.00	0	1	0.33	0	11	3.67	2		
Normandy Police Dept.	Hazardous Moving Violations	0	0.00	0	2	0.67	2	146	48.67	34		
O'Fallon Police Dept.	Alcohol/Drug Involved	1	0.33	0	9	3.00	3	189	63.00	65		
O'Fallon Police Dept.	Speed - Exceeded Limit	2	0.67	1	5	1.67	4	77	25.67	33		
O'Fallon Police Dept.	Hazardous Moving Violations	5	1.67	2	26	8.67	13	2486	828.67	662		
Oak Grove Police Dept	Alcohol/Drug Involved	0	0.00	0	3	1.00	0	22	7.33	5		
Oak Grove Police Dept	Speed - Exceeded Limit	1	0.33	0	0	0.00	0	13	4.33	2		
Oak Grove Police Dept	Hazardous Moving Violations	1	0.33	0	2	0.67	0	141	47.00	31		
Olivette Police Dept.	Alcohol/Drug Involved	0	0.00	0	2	0.67	0	26	8.67	3		
Olivette Police Dept.	Speed - Exceeded Limit	0	0.00	0	0	0.00	1	7	2.33	1		
Olivette Police Dept.	Hazardous Moving Violations	0	0.00	0	6	2.00	3	408	136.00	109		
Oronogo Police Dept.	Alcohol/Drug Involved	0	0.00	0	0	0.00	1	1	0.33	2		
Oronogo Police Dept.	Speed - Exceeded Limit	0	0.00	0	0	0.00	1	3	1.00	3		
Oronogo Police Dept.	Hazardous Moving Violations	0	0.00	1	0	0.00	1	6	2.00	5		
Osage Beach Police Dept.	Alcohol/Drug Involved	0	0.00	0	1	0.33	2	41	13.67	14		
Osage Beach Police Dept.	Speed - Exceeded Limit	0	0.00	0	1	0.33	0	10	3.33	1		
Osage Beach Police Dept.	Hazardous Moving Violations	0	0.00	0	5	1.67	3	345	115.00	88		
Overland Police Dept.	Alcohol/Drug Involved	0	0.00	1	6	2.00	0	75	25.00	21		
Overland Police Dept.	Speed - Exceeded Limit	0	0.00	1	12	4.00	0	200	66.67	29		
Overland Police Dept.	Hazardous Moving Violations	1	0.33	1	14	4.67	2	1142	380.67	302		

		Oct. 1, 2016 to Sept. 30, 2019	3 Year Average	Oct. 1, 2019 to Sept. 30, 2020	Oct. 1, 2016 to Sept. 30, 2019	3 Year Average	Oct. 1, 2019 to Sept. 30, 2020	Oct. 1, 2016 to Sept. 30, 2019	3 Year Average	Oct. 1, 2019 to Sept. 30, 2020
Agency	Crash Type	Fatal Crashes	Fatal Crashes	Fatal Crashes	Serious Injury Crashes	Serious Injury Crashes	Serious Injury Crashes	Total Crashes	Total Crashes	Total Crashes
Ozark Police Dept.	Alcohol/Drug Involved	0	0.00	0	1	0.33	0	44	14.67	9
Ozark Police Dept.	Speed - Exceeded Limit	0	0.00	0	4	1.33	1	32	10.67	6
Ozark Police Dept.	Hazardous Moving Violations	1	0.33	1	19	6.33	3	629	209.67	156
Pacific Police Dept.	Alcohol/Drug Involved	2	0.67	0	0	0.00	1	24	8.00	12
Pacific Police Dept.	Speed - Exceeded Limit	1	0.33	0	0	0.00	0	12	4.00	5
Pacific Police Dept.	Hazardous Moving Violations	2	0.67	2	3	1.00	1	191	63.67	63
Pettis County Sheriff's Office	Alcohol/Drug Involved	7	2.33	1	8	2.67	3	78	26.00	19
Pettis County Sheriff's Office	Speed - Exceeded Limit	2	0.67	0	3	1.00	0	35	11.67	4
Pettis County Sheriff's Office	Hazardous Moving Violations	12	4.00	0	28	9.33	9	443	147.67	116
Pevely Police Dept.	Alcohol/Drug Involved	0	0.00	1	3	1.00	1	27	9.00	6
Pevely Police Dept.	Speed - Exceeded Limit	2	0.67	0	1	0.33	0	24	8.00	4
Pevely Police Dept.	Hazardous Moving Violations	2	0.67	1	6	2.00	4	309	103.00	104
Phelps County Sheriff's Dept.	Alcohol/Drug Involved	6	2.00	2	9	3.00	3	57	19.00	19
Phelps County Sheriff's Dept.	Speed - Exceeded Limit	1	0.33	0	0	0.00	1	10	3.33	6
Phelps County Sheriff's Dept.	Hazardous Moving Violations	18	6.00	2	29	9.67	12	745	248.33	182
Platte County Sheriff's Office	Alcohol/Drug Involved	4	1.33	2	7	2.33	1	110	36.67	18
Platte County Sheriff's Office	Speed - Exceeded Limit	5	1.67	2	8	2.67	3	72	24.00	19
Platte County Sheriff's Office	Hazardous Moving Violations	8	2.67	0	18	6.00	5	560	186.67	173
Pleasant Hill Police Dept.	Alcohol/Drug Involved	0	0.00	0	0	0.00	1	16	5.33	9
Pleasant Hill Police Dept.	Speed - Exceeded Limit	0	0.00	0	0	0.00	1	7	2.33	1
Pleasant Hill Police Dept.	Hazardous Moving Violations	0	0.00	0	4	1.33	4	103	34.33	29
Potosi Police Dept.	Alcohol/Drug Involved	0	0.00	0	0	0.00	0	10	3.33	6
Potosi Police Dept.	Speed - Exceeded Limit	0	0.00	0	2	0.67	0	13	4.33	5
Potosi Police Dept.	Hazardous Moving Violations	0	0.00	0	5	1.67	1	95	31.67	34
Raymore Police Dept.	Alcohol/Drug Involved	0	0.00	0	1	0.33	0	21	7.00	11
Raymore Police Dept.	Speed - Exceeded Limit	0	0.00	0	0	0.00	0	16	5.33	4
Raymore Police Dept.	Hazardous Moving Violations	0	0.00	0	4	1.33	0	221	73.67	71
Raytown Police Dept.	Alcohol/Drug Involved	0	0.00	1	5	1.67	0	94	31.33	32
Raytown Police Dept.	Speed - Exceeded Limit	0	0.00	1	4	1.33	5	57	19.00	31
Raytown Police Dept.	Hazardous Moving Violations	2	0.67	1	11	3.67	9	563	187.67	171
Republic Police Dept.	Alcohol/Drug Involved	2	0.67	0	3	1.00	1	59	19.67	17
Republic Police Dept.	Speed - Exceeded Limit	0	0.00	0	2	0.67	0	15	5.00	4
Republic Police Dept.	Hazardous Moving Violations	1	0.33	0	8	2.67	2	260	86.67	67
Richmond Heights Police Dept.	Alcohol/Drug Involved	0	0.00	0	0	0.00	1	38	12.67	13
Richmond Heights Police Dept.	Speed - Exceeded Limit	0	0.00	0	0	0.00	0	18	6.00	11
Richmond Heights Police Dept.	Hazardous Moving Violations	1	0.33	0	10	3.33	8	1404	468.00	335
Rogersville Police Dept.	Alcohol/Drug Involved	0	0.00	0	2	0.67	1	16	5.33	2
Rogersville Police Dept.	Speed - Exceeded Limit	0	0.00	0	2	0.67	0	7	2.33	1
Rogersville Police Dept.	Hazardous Moving Violations	0	0.00	1	6	2.00	1	81	27.00	40
Rolla Police Dept.	Alcohol/Drug Involved	1	0.33	0	1	0.33	1	58	19.33	17
Rolla Police Dept.	Speed - Exceeded Limit	1	0.33	0	6	2.00	2	33	11.00	5
Rolla Police Dept.	Hazardous Moving Violations	4	1.33	0	19	6.33	5	1185	395.00	317
Scott County Sheriff's Office	Alcohol/Drug Involved	2	0.67	1	5	1.67	3	57	19.00	20
Scott County Sheriff's Office	Speed - Exceeded Limit	0	0.00	0	1	0.33	0	9	3.00	3
Scott County Sheriff's Office	Hazardous Moving Violations	7	2.33	3	20	6.67	4	475	158.33	128
Sedalia Police Dept.	Alcohol/Drug Involved	1	0.33	1	2	0.67	1	89	29.67	31



Agency	Crash Type	Oct. 1, 2016 to Sept. 30, 2019	3 Year Average	Oct. 1, 2019 to Sept. 30, 2020	Oct. 1, 2016 to Sept. 30, 2019	3 Year Average	Oct. 1, 2019 to Sept. 30, 2020	Oct. 1, 2016 to Sept. 30, 2019	3 Year Average	Oct. 1, 2019 to Sept. 30, 2020
		Fatal Crashes	Fatal Crashes	Fatal Crashes	Serious Injury Crashes	Serious Injury Crashes	Serious Injury Crashes	Total Crashes	Total Crashes	Total Crashes
Sedalia Police Dept.	Speed - Exceeded Limit	3	1.00	0	5	1.67	2	54	18.00	20
Sedalia Police Dept.	Hazardous Moving Violations	5	1.67	1	19	6.33	6	1004	334.67	264
Shrewsbury Police Dept.	Alcohol/Drug Involved	0	0.00	0	0	0.00	0	11	3.67	4
Shrewsbury Police Dept.	Speed - Exceeded Limit	1	0.33	0	1	0.33	0	7	2.33	0
Shrewsbury Police Dept.	Hazardous Moving Violations	1	0.33	0	2	0.67	0	219	73.00	47
Smithville Police Dept.	Alcohol/Drug Involved	1	0.33	0	2	0.67	1	23	7.67	8
Smithville Police Dept.	Speed - Exceeded Limit	1	0.33	0	2	0.67	0	12	4.00	2
Smithville Police Dept.	Hazardous Moving Violations	2	0.67	0	8	2.67	1	150	50.00	40
Sparta Police Dept.	Alcohol/Drug Involved	0	0.00	0	0	0.00	0	2	0.67	1
Sparta Police Dept.	Speed - Exceeded Limit	1	0.33	0	0	0.00	0	3	1.00	0
Sparta Police Dept.	Hazardous Moving Violations	1	0.33	0	0	0.00	0	19	6.33	5
Springfield Police Dept.	Alcohol/Drug Involved	6	2.00	3	41	13.67	8	832	277.33	262
Springfield Police Dept.	Speed - Exceeded Limit	12	4.00	7	34	11.33	13	393	131.00	132
Springfield Police Dept.	Hazardous Moving Violations	21	7.00	10	127	42.33	44	4544	1514.67	1349
St. Charles City Police Dept.	Alcohol/Drug Involved	3	1.00	0	9	3.00	8	318	106.00	94
St. Charles City Police Dept.	Speed - Exceeded Limit	2	0.67	0	8	2.67	5	78	26.00	38
St. Charles City Police Dept.	Hazardous Moving Violations	6	2.00	1	32	10.67	14	2600	866.67	849
St. Charles County Police Department	Alcohol/Drug Involved	13	4.33	1	16	5.33	7	205	68.33	66
St. Charles County Police Department	Speed - Exceeded Limit	4	1.33	1	18	6.00	7	162	54.00	36
St. Charles County Police Department	Hazardous Moving Violations	26	8.67	7	73	24.33	28	1731	577.00	438
St. Clair County Sheriff's Office	Alcohol/Drug Involved	1	0.33	0	1	0.33	2	24	8.00	7
St. Clair County Sheriff's Office	Speed - Exceeded Limit	0	0.00	0	1	0.33	0	4	1.33	2
St. Clair County Sheriff's Office	Hazardous Moving Violations	4	1.33	0	12	4.00	3	140	46.67	37
St. Clair Police Dept.	Alcohol/Drug Involved	2	0.67	1	4	1.33	2	13	4.33	12
St. Clair Police Dept.	Speed - Exceeded Limit	0	0.00	0	0	0.00	2	8	2.67	5
St. Clair Police Dept.	Hazardous Moving Violations	3	1.00	1	5	1.67	5	247	82.33	95
St. John Police Dept.	Alcohol/Drug Involved	0	0.00	0	3	1.00	0	45	15.00	10
St. John Police Dept.	Speed - Exceeded Limit	0	0.00	1	3	1.00	0	29	9.67	7
St. John Police Dept.	Hazardous Moving Violations	0	0.00	1	4	1.33	2	178	59.33	47
St. Joseph Police Dept.	Alcohol/Drug Involved	6	2.00	1	16	5.33	5	305	101.67	104
St. Joseph Police Dept.	Speed - Exceeded Limit	7	2.33	3	16	5.33	5	129	43.00	65
St. Joseph Police Dept.	Hazardous Moving Violations	11	3.67	3	83	27.67	19	3266	1088.67	810
St. Louis County Police Dept.	Alcohol/Drug Involved	13	4.33	2	35	11.67	14	668	222.67	191
St. Louis County Police Dept.	Speed - Exceeded Limit	18	6.00	6	51	17.00	13	527	175.67	181
St. Louis County Police Dept.	Hazardous Moving Violations	41	13.67	8	196	65.33	53	10781	3593.67	3033
St. Peters Police Dept.	Alcohol/Drug Involved	1	0.33	1	7	2.33	4	199	66.33	69
St. Peters Police Dept.	Speed - Exceeded Limit	4	1.33	2	4	1.33	5	94	31.33	37
St. Peters Police Dept.	Hazardous Moving Violations	8	2.67	3	30	10.00	11	2261	753.67	686
St. Robert Police Dept.	Alcohol/Drug Involved	0	0.00	0	2	0.67	0	52	17.33	18
St. Robert Police Dept.	Speed - Exceeded Limit	1	0.33	0	4	1.33	2	30	10.00	7
St. Robert Police Dept.	Hazardous Moving Violations	1	0.33	1	10	3.33	4	376	125.33	136
Stone County Sheriff's Office	Alcohol/Drug Involved	4	1.33	1	19	6.33	5	118	39.33	35
Stone County Sheriff's Office	Speed - Exceeded Limit	2	0.67	0	4	1.33	1	28	9.33	4
Stone County Sheriff's Office	Hazardous Moving Violations	14	4.67	3	52	17.33	19	694	231.33	166
Sugar Creek Police Dept.	Alcohol/Drug Involved	0	0.00	0	1	0.33	0	16	5.33	8
Sugar Creek Police Dept.	Speed - Exceeded Limit	0	0.00	1	3	1.00	1	24	8.00	8

		Oct. 1, 2016 to Sept. 30, 2019	3 Year Average	Oct. 1, 2019 to Sept. 30, 2020	Oct. 1, 2016 to Sept. 30, 2019	3 Year Average	Oct. 1, 2019 to Sept. 30, 2020	Oct. 1, 2016 to Sept. 30, 2019	3 Year Average	Oct. 1, 2019 to Sept. 30, 2020
Agency	Crash Type	Fatal Crashes	Fatal Crashes	Fatal Crashes	Serious Injury Crashes	Serious Injury Crashes	Serious Injury Crashes	Total Crashes	Total Crashes	Total Crashes
Sugar Creek Police Dept.	Hazardous Moving Violations	0	0.00	1	4	1.33	1	71	23.67	31
Sullivan Police Dept.	Alcohol/Drug Involved	2	0.67	1	2	0.67	0	26	8.67	10
Sullivan Police Dept.	Speed - Exceeded Limit	1	0.33	1	1	0.33	0	13	4.33	2
Sullivan Police Dept.	Hazardous Moving Violations	3	1.00	1	3	1.00	0	146	48.67	55
Town & Country Police Dept.	Alcohol/Drug Involved	0	0.00	2	2	0.67	0	78	26.00	20
Town & Country Police Dept.	Speed - Exceeded Limit	1	0.33	2	0	0.00	0	21	7.00	7
Town & Country Police Dept.	Hazardous Moving Violations	4	1.33	3	10	3.33	6	1632	544.00	298
Troy Police Dept.	Alcohol/Drug Involved	0	0.00	0	3	1.00	0	19	6.33	8
Troy Police Dept.	Speed - Exceeded Limit	0	0.00	1	2	0.67	0	10	3.33	8
Troy Police Dept.	Hazardous Moving Violations	0	0.00	1	5	1.67	0	307	102.33	56
Union Police Dept.	Alcohol/Drug Involved	4	1.33	0	1	0.33	1	35	11.67	14
Union Police Dept.	Speed - Exceeded Limit	0	0.00	0	1	0.33	2	20	6.67	12
Union Police Dept.	Hazardous Moving Violations	4	1.33	1	11	3.67	3	330	110.00	128
University City Police Dept.	Alcohol/Drug Involved	1	0.33	0	1	0.33	3	51	17.00	24
University City Police Dept.	Speed - Exceeded Limit	1	0.33	0	2	0.67	1	32	10.67	17
University City Police Dept.	Hazardous Moving Violations	1	0.33	0	5	1.67	2	492	164.00	115
Vernon County Sheriff's Office	Alcohol/Drug Involved	1	0.33	1	0	0.00	2	27	9.00	9
Vernon County Sheriff's Office	Speed - Exceeded Limit	1	0.33	0	1	0.33	0	5	1.67	0
Vernon County Sheriff's Office	Hazardous Moving Violations	5	1.67	2	16	5.33	2	186	62.00	55
Vinita Park Police Dept.	Alcohol/Drug Involved	0	0.00	0	0	0.00	0	2	0.67	0
Vinita Park Police Dept.	Speed - Exceeded Limit	0	0.00	1	0	0.00	0	7	2.33	2
Vinita Park Police Dept.	Hazardous Moving Violations	0	0.00	1	2	0.67	0	51	17.00	14
Washington County Sheriff's Office	Alcohol/Drug Involved	3	1.00	3	10	3.33	8	68	22.67	26
Washington County Sheriff's Office	Speed - Exceeded Limit	1	0.33	1	2	0.67	0	15	5.00	3
Washington County Sheriff's Office	Hazardous Moving Violations	7	2.33	7	32	10.67	17	295	98.33	86
Washington Police Dept.	Alcohol/Drug Involved	2	0.67	0	1	0.33	0	67	22.33	23
Washington Police Dept.	Speed - Exceeded Limit	2	0.67	0	1	0.33	0	17	5.67	2
Washington Police Dept.	Hazardous Moving Violations	3	1.00	0	11	3.67	3	630	210.00	162
Wayne County Sheriff's Office	Alcohol/Drug Involved	4	1.33	0	1	0.33	0	41	13.67	4
Wayne County Sheriff's Office	Speed - Exceeded Limit	0	0.00	0	0	0.00	0	2	0.67	0
Wayne County Sheriff's Office	Hazardous Moving Violations	7	2.33	0	9	3.00	5	287	95.67	86
Waynesville Police Dept.	Alcohol/Drug Involved	0	0.00	0	2	0.67	1	25	8.33	10
Waynesville Police Dept.	Speed - Exceeded Limit	0	0.00	0	1	0.33	0	9	3.00	1
Waynesville Police Dept.	Hazardous Moving Violations	0	0.00	1	2	0.67	3	126	42.00	43
Webb City Police Dept.	Alcohol/Drug Involved	0	0.00	0	0	0.00	0	29	9.67	19
Webb City Police Dept.	Speed - Exceeded Limit	0	0.00	0	0	0.00	0	11	3.67	13
Webb City Police Dept.	Hazardous Moving Violations	0	0.00	0	1	0.33	0	324	108.00	118
Webster County Sheriff's Dept.	Alcohol/Drug Involved	2	0.67	1	15	5.00	2	85	28.33	18
Webster County Sheriff's Dept.	Speed - Exceeded Limit	1	0.33	2	0	0.00	0	9	3.00	2
Webster County Sheriff's Dept.	Hazardous Moving Violations	7	2.33	3	44	14.67	7	100	33.33	138
Webster Groves Police Dept.	Alcohol/Drug Involved	0	0.00	0	2	0.67	0	45	15.00	11
Webster Groves Police Dept.	Speed - Exceeded Limit	0	0.00	0	1	0.33	0	18	6.00	10
Webster Groves Police Dept.	Hazardous Moving Violations	0	0.00	0	4	1.33	3	470	156.67	115
Wentzville Police Dept.	Alcohol/Drug Involved	1	0.33	2	4	1.33	0	86	28.67	29
Wentzville Police Dept.	Speed - Exceeded Limit	0	0.00	2	4	1.33	1	43	14.33	11
Wentzville Police Dept.	Hazardous Moving Violations	3	1.00	2	15	5.00	5	1102	367.33	368

		Oct. 1, 2016 to Sept. 30, 2019	3 Year Average	Oct. 1, 2019 to Sept. 30, 2020	Oct. 1, 2016 to Sept. 30, 2019	3 Year Average	Oct. 1, 2019 to Sept. 30, 2020	Oct. 1, 2016 to Sept. 30, 2019	3 Year Average	Oct. 1, 2019 to Sept. 30, 2020
Agency	Crash Type	Fatal Crashes	Fatal Crashes	Fatal Crashes	Serious Injury Crashes	Serious Injury Crashes	Serious Injury Crashes	Total Crashes	Total Crashes	Total Crashes
West Plains Police Dept.	Alcohol/Drug Involved	0	0.00	0	0	0.00	0	37	12.33	8
West Plains Police Dept.	Speed - Exceeded Limit	1	0.33	0	0	0.00	0	18	6.00	5
West Plains Police Dept.	Hazardous Moving Violations	3	1.00	1	3	1.00	0	462	154.00	122

## FY20 Missouri Highway Safety Project Summaries and Projects Not Implemented

### Planning & Administration

Agency	Project Number	Title	Award Amount	Result
Highway Safety and Traffic Division	20-PA-02-001	2021 Planning & Administration	\$115,000.00	This project was used to cover Highway Safety staff expenses for work-related travel, registration fees for conferences (both in-person and virtual), GHSA membership, DWI Enforcement recognition pins, staff payroll, office supplies and phone expenses, and website maintenance. In addition, 116,373 total publications were printed and distributed.

### Public Information & Education

Agency	Project Number	Title	Award Amount	Result
Highway Safety and Traffic Division	20-PM-02-003	Work Zone Paid Media	\$50,000.00	This funding was used for education and information use in paid media ads to promote work zone awareness from April 1 through Labor Day.
Highway Safety and Traffic Division	20-PM-02-005	PI Creative Services	\$120,000.00	This funding was used for public information outsourced creative services such as graphics, video and radio production of paid media ads.
Highway Safety and Traffic Division	20-154-AL-141	Alliance Sport Marketing	\$80,000.00	This funding was used for education and information use in paid media ads to promote dirt track and other minor league sporting events statewide.
Highway Safety and Traffic Division	20-PM-02-002	BUPD Paid Media	\$200,000.00	This funding was used for education and information use in paid media ads to promote the buckle up phone down campaign.

Highway Safety and Traffic Division	20-PM-02-004	Bike, Ped and Distr. Driving Paid Media	\$100,000.00	This funding was used for education and information use in paid media ads to promote bike, ped and distracted driving statewide and in specific targeted areas.
Missouri Operation Lifesaver	20-RH-02-001	Missouri Operation Lifesaver	\$15,000.00	This project conducted safety presentations, Positive Enforcement Efforts, Officer on the Train programs, and Grade Crossing Collision Investigation courses across Missouri. Eight counties were targeted that have been identified as having the most highway-rail collision/trespass incidents and unsafe motorist actions for the past two years. These eight counties had 11 of all collisions and incidents, as well as, most of the fatalities and injuries.

**Aggressive Driving**

Agency	Project Number	Title	Award Amount	Result
Arnold Police Dept.	20-PT-02-001	HMV Enforcement	\$13,000.00	
Ballwin Police Dept.	20-PT-02-002	HMV Enforcement	\$7,000.00	
Belton Police Dept.	20-PT-02-080	HMV Enforcement	\$8,375.00	
Blue Springs Police Dept.	20-PT-02-092	HMV Enforcement	\$8,000.00	
Bolivar Police Dept.	20-PT-02-023	HMV Enforcement	\$9,500.00	
Boone County Sheriff's Dept.	20-PT-02-024	HMV Enforcement	\$19,960.00	
Boone County Sheriff's Dept.	20-PT-02-025	HMV Full Time Unit	\$102,789.01	
Branson Police Dept.	20-PT-02-026	HMV Enforcement	\$13,600.00	
Buchanan County Sheriff's Dept.	20-PT-02-095	HMV Enforcement	\$10,000.00	
Butler County Sheriff's Office	20-PT-02-003	HMV Enforcement	\$4,473.30	
Callaway County Sheriff's Office	20-PT-02-027	HMV Enforcement	\$7,296.00	
Calverton Park Police Dept.	20-PT-02-004	HMV Enforcement	\$2,500.00	
Camden County Sheriff's Office	20-PT-02-028	HMV Enforcement	\$7,000.00	
Camdenton Police Dept.	20-PT-02-029	HMV Overtime Enforcement Grant	\$1,250.00	
Cameron Police Dept.	20-PT-02-094	HMV Enforcement	\$9,000.00	
Cape Girardeau Police Dept.	20-PT-02-005	HMV Enforcement	\$7,500.00	

Cass County Sheriff's Office	20-PT-02-074	HMV Enforcement	\$6,400.00
Chesterfield Police Dept.	20-PT-02-006	HMV Enforcement	\$9,500.00
Chillicothe Police Dept.	20-PT-02-093	HMV Enforcement	\$8,111.00
Christian County Sheriff's Office	20-PT-02-030	HMV Enforcement	\$10,751.10
City of St. Louis Police Division	20-PT-02-012	HMV Enforcement	\$160,000.00
Clay County Sheriff's Office	20-PT-02-075	HMV Enforcement	\$10,642.00
Clayton Police Dept.	20-PT-02-007	HMV Enforcement	\$6,480.00
Cole County Sheriff's Dept.	20-PT-02-031	HMV Enforcement	\$4,393.00
Columbia Police Dept.	20-PT-02-109	HMV Enforcement	\$20,000.00
Creve Coeur Police Dept.	20-PT-02-008	HMV Enforcement	\$3,000.00
Crystal City Police Dept.	20-PT-02-009	HMV Enforcement	\$16,000.00
Edgerton Police Dept.	20-PT-02-101	HMV Enforcement	\$1,807.24
Ellisville Police Dept.	20-PT-02-010	HMV Enforcement	\$2,500.00
Eureka Police Dept.	20-PT-02-011	HMV Enforcement	\$12,000.00
Excelsior Springs Police Dept.	20-PT-02-017	HMV Enforcement	\$5,000.00
Farmington Police Dept.	20-PT-02-041	HMV Enforcement	\$7,000.00
Festus Police Dept.	20-PT-02-042	HMV Enforcement	\$17,000.00
Florissant Police Dept.	20-PT-02-044	HMV Enforcement	\$15,000.00
Franklin County Sheriff's Office	20-PT-02-035	Hazardous Moving Violation	\$41,150.00
Gladstone Dept. of Public Safety	20-PT-02-014	HMV Enforcement	\$6,500.00
Glendale Police Dept.	20-PT-02-046	HMV Enforcement	\$5,500.00
Grain Valley Police Dept.	20-PT-02-096	HMV Enforcement	\$1,680.00
Grandview Police Dept.	20-PT-02-015	HMV Enforcement	\$10,000.00
Greene County Sheriff's Office	20-PT-02-036	HMV Enforcement	\$108,120.00
Greene County Sheriff's Office	20-PT-02-037	HMV UNIT	\$36,358.04
Harrisonville Police Dept.	20-PT-02-043	HMV Enforcement	\$3,000.00
Hazelwood Police Dept.	20-PT-02-047	HMV Enforcement	\$33,500.00
Henry County Sheriff's Office	20-PT-02-038	HMV Enforcement	\$12,507.46
Highway Safety and Traffic Division	20-PT-02-039	Hazardous Moving Violation	\$95,000.00
Hollister Police Dept.	20-PT-02-040	Enhanced HMV Enforcement	\$2,000.00
Houston Police Dept.	20-PT-02-048	HMV Enforcement	\$3,000.00
Howell County Sheriff's Dept.	20-PT-02-050	HMV Enforcement	\$5,000.00
Independence Police Dept.	20-PT-02-016	HMV Enforcement	\$189,800.00
Jackson County Sheriff's Office	20-PT-02-019	HMV Enforcement	\$17,000.00
Jackson Police Dept.	20-PT-02-053	HMV Enforcement	\$4,000.00
Jasper County Sheriff's Office	20-PT-02-054	HMV	\$15,000.00
Jefferson City Police Dept.	20-PT-02-055	HMV Enforcement	\$40,321.60
Jefferson County Sheriff's Office	20-PT-02-063	HMV Enforcement	\$166,500.00
Johnson County Sheriff's Dept.	20-PT-02-077	HMV Enforcement	\$11,600.00
Joplin Police Dept.	20-PT-02-056	HMV Enforcement	\$12,250.00
Kansas City MO Board of Police Commis	20-PT-02-088	HMV Enforcement	\$215,340.00

Enforcement Stats

Citations

Speed  
29,610

C&I

Kearney Police Dept.	20-PT-02-090	HMV Enforcement	\$3,250.00
Kennett Police Dept.	20-PT-02-064	HMV Enforcement	\$3,500.00
Kirkwood Police Dept.	20-PT-02-065	HMV ENFORCEMENT	\$11,000.00
Lake St. Louis Police Dept.	20-PT-02-102	HMV Enforcement	\$6,500.00
Lawrence County Sheriff's Dept.	20-PT-02-057	HMV Enforcement	\$4,700.00
Lee's Summit Police Dept.	20-PT-02-091	HMV Enforcement	\$32,250.00
Liberty Police Dept.	20-PT-02-049	HMV Enforcement	\$11,300.00
Lincoln County Sheriff's Office	20-PT-02-106	HMV Enforcement	\$12,000.00
Livingston County Sheriff's Dept.	20-PT-02-052	HMV Enforcement	\$3,000.00
Macon County Sheriff's Office	20-PT-02-107	HMV Enforcement	\$2,500.00
Macon Police Dept.	20-PT-02-108	HMV Enforcement	\$7,189.00
Manchester Police Dept.	20-PT-02-110	HMV Enforcement	\$9,000.00
Marshall Police Dept.	20-PT-02-082	HMV Enforcement	\$4,500.00
Maryland Heights Police Dept.	20-PT-02-111	HMV Enforcement	\$6,221.60
Miller County Sheriff's Office	20-PT-02-058	HMV Enforcement	\$3,740.00
MO State Highway Patrol	20-PT-02-020	HMV Enforcement - Aircraft	\$126,500.00
MO State Highway Patrol	20-PT-02-021	HMV Enforcement	\$203,000.00
Mountain View Police Dept.	20-PT-02-112	HMV Enforcement	\$2,500.00
Neosho Police Dept.	20-PT-02-059	HMV Enforcement	\$8,951.00
Nevada Police Dept.	20-PT-02-060	HMV Enforcement	\$6,400.00
Newton County Sheriff's Office	20-PT-02-061	HMV Enforcement	\$9,750.00
Nixa Police Dept.	20-PT-02-062	HMV Enforcement	\$6,000.00
O'Fallon Police Dept.	20-PT-02-113	HMV Enforcement	\$22,000.00
Olivette Police Dept.	20-PT-02-114	HMV Enforcement	\$8,714.00
Oronogo Police Department	20-PT-02-066	HMV Enforcement	\$6,000.00
Osage Beach Police Department	20-PT-02-068	HMV	\$4,697.60
Overland Police Dept.	20-PT-02-115	HMV Enforcement	\$8,000.00
Ozark Police Dept.	20-PT-02-069	HMV Enforcement	\$3,600.00
Pettis County Sheriff's Office	20-PT-02-084	HMV Enforcement	\$4,900.00
Pevely Police Dept.	20-PT-02-116	HMV Enforcement	\$9,000.00
Phelps County Sheriff's Dept.	20-PT-02-070	HMV Enforcement	\$5,000.00
Platte County Sheriff's Office	20-PT-02-097	HMV Full Time Unit	\$25,882.50
Platte County Sheriff's Office	20-PT-02-098	HMV Enforcement	\$25,750.00
Pleasant Hill Police Dept.	20-PT-02-051	HMV Enforcement	\$3,000.00
Potosi Police Dept.	20-PT-02-071	HMV Enforcement	\$10,000.00
Raymore Police Dept.	20-PT-02-089	HMV Enforcement	\$6,000.00
Raytown Police Dept.	20-PT-02-099	HMV Enforcement	\$2,250.00
Republic Police Dept.	20-PT-02-072	HMV Enforcement	\$2,500.00
Richmond Heights Police Dept.	20-PT-02-117	HMV Enforcement	\$9,519.00
Rogersville Police Dept.	20-PT-02-073	HMV Enforcement	\$3,400.00
Rolla Police Dept.	20-PT-02-076	HMV Enforcement	\$12,120.60

131

Warnings

Speed  
18,474

C&I  
137

Total HMV  
33,232

Total HMV Warning  
29,114

Total Hours Worked  
37,380

Projects not utilized during FY20 due to COVID-19 pandemic: Raytown Police Dept. 20-PT-02-099. A number of agencies had reduced overtime due to Covid-19.

Scott County Sheriff's Office	20-PT-02-118	HMV Enforcement	\$3,850.00	
Sedalia Police Dept.	20-PT-02-018	HMV Enforcement	\$8,050.00	
Shrewsbury Police Dept.	20-PT-02-119	HMV Enforcement	\$7,750.00	
Smithville Police Dept.	20-PT-02-100	HMV Enforcement	\$3,000.00	
Springfield Police Dept.	20-PT-02-078	HMV Enforcement	\$65,744.00	
St. Charles City Police Dept.	20-PT-02-120	HMV Enforcement	\$17,000.00	
St. Charles City Police Dept.	20-PT-02-121	Occupant Protection Enforcement	\$5,500.00	
St. Charles County Police Department	20-PT-02-122	HMV Enforcement	\$15,000.00	
St. Clair County Sheriff's Office	20-PT-02-079	HMV 2020	\$3,500.00	
St. Clair Police Dept.	20-PT-02-013	HMV Enforcement	\$6,000.00	
St. John Police Dept.	20-PT-02-123	HMV Enforcement	\$9,000.00	
St. Joseph Police Dept.	20-PT-02-045	HMV Enforcement	\$9,000.00	
St. Louis County Police Dept.	20-PT-02-124	HMV Full Time Unit	\$490,971.69	
St. Peters Police Dept.	20-PT-02-125	HMV Enforcement	\$25,996.00	
St. Robert Police Dept.	20-PT-02-081	HMV Enforcement	\$3,500.00	
Stone County Sheriff's Office	20-PT-02-083	HMV Enforcment	\$6,000.00	
Town & Country Police Dept.	20-PT-02-126	HMV Enforcement	\$7,500.00	
Troy Police Dept.	20-PT-02-127	HMV Enforcement	\$7,000.00	
Union Police Dept.	20-PT-02-128	HMV Enforcement	\$12,000.00	
University City Police Dept.	20-PT-02-129	HMV Enforcement	\$2,500.00	
Vernon County Sheriff's Office	20-PT-02-085	HMV Enforcement	\$2,500.00	
Vinita Park (City of Vinita Park)	20-PT-02-130	HMV Enforcement	\$4,000.00	
Washington County Sheriff's Office	20-PT-02-086	HMV Enforcement	\$2,500.00	
Washington Police Dept.	20-PT-02-087	HMV Enforcement	\$6,000.00	
Wayne County Sheriff's Office	20-PT-02-131	HMV Enforcement	\$9,000.00	
Waynesville Police Dept.	20-PT-02-103	HMV Enforcement	\$11,150.00	
Webb City Police Dept.	20-PT-02-104	hazardous moving violation enforcement	\$13,000.00	
Webster County Sheriff's Office	20-PT-02-105	HMV Enforcement	\$8,400.00	
Webster Groves Police Dept.	20-PT-02-132	HMV Enforcement	\$7,500.00	
Wentzville Police Dept.	20-PT-02-133	HMV Enforcement	\$9,000.00	
West Plains Police Dept.	20-PT-02-134	HMV Enforcement	\$6,800.00	
Winfield Police Dept.	20-PT-02-135	HMV Enforcement	\$5,111.00	
Highway Safety and Traffic Division	20-PT-02-137	2020 Police Traffic Services Coord.	\$329,000.00	This project was used to cover the salary and fringe for the three Highway Safety Law Enforcement Program Coordinators.
Highway Safety and Traffic Division	PT-2020-02-00-00	THSD-Statewide PTS	\$4,500,000.00	Dummy project set up as a holding account.



**Substance-Impaired Driving**

Agency	Project Number	Title	Award Amount	Result
Arnold Police Dept.	20-154-AL-001	DWI Saturation Enforcement	\$14,688.00	<u>Citations/Arrests</u>
Arnold Police Dept.	20-154-AL-002	Youth Alcohol Enforcement	\$6,200.00	
Ballwin Police Dept.	20-154-AL-003	DWI Saturation Enforcement	\$6,000.00	DWI
Ballwin Police Dept.	20-154-AL-004	Youth Alcohol Enforcement	\$2,750.00	1,699
Benton County Sheriff's Office	20-154-AL-024	DWI Saturation Enforcement	\$5,000.00	MIP
Blue Springs Police Dept.	20-154-AL-100	DWI Saturation Enforcement	\$7,000.00	442
Bolivar Police Dept.	20-154-AL-025	DWI Saturation Enforcement	\$6,000.00	
Boone County Sheriff's Dept.	20-154-AL-026	Youth Alcohol Enforcement	\$2,000.00	Compliance Checks
Branson Police Dept.	20-154-AL-027	DWI Saturation Enforcement	\$5,500.00	1,490
Branson Police Dept.	20-154-AL-028	Youth Alcohol Enforcement	\$3,600.00	
Camden County Sheriff's Office	20-154-AL-029	DWI Saturation Enforcement	\$12,000.00	Open Container
Cape Girardeau County Sheriff's Office	20-154-AL-005	DWI Saturation Enforcement	\$3,500.00	111
Cape Girardeau Police Dept.	20-154-AL-006	DWI Saturation Enforcement	\$7,600.00	
Cartersville Police Dept.	20-154-AL-030	DWI Saturation Enforcement	\$7,000.00	<u>Warnings</u>
Cass County Sheriff's Office	20-154-AL-081	DWI Saturation Enforcement	\$6,000.00	MIP
Chesterfield Police Dept.	20-154-AL-007	DWI Saturation Enforcement	\$12,100.00	68
Christian County Sheriff's Office	20-154-AL-031	Youth Alcohol Enforcement	\$2,804.40	
Christian County Sheriff's Office	20-154-AL-032	DWI Saturation Enforcement	\$8,713.20	Total Stops
City of St. Louis Police Division	20-154-AL-008	DWI Saturation Enforcement	\$182,777.00	28,930
Clark County Sheriff's Office	20-154-AL-009	DWI Saturation Enforcement	\$5,000.00	
Clay County Sheriff's Office	20-154-AL-085	DWI Saturation Enforcement	\$6,000.00	Total Violations
Clay County Sheriff's Office	20-154-AL-086	Youth Alcohol Enforcement	\$4,000.00	(Citations/Warnings)
Clayton Police Dept.	20-154-AL-010	DWI Saturation Enforcement	\$3,240.00	36,187
Cole County Sheriff's Dept.	20-154-AL-033	DWI Saturation Enforcement	\$5,000.00	
Columbia Police Dept.	20-154-AL-034	HMV Enforcement	\$10,000.00	Total Hours
Crocker Police Dept.	20-154-AL-036	DWI Saturation Enforcement	\$5,000.00	42,837
Crystal City Police Dept.	20-154-AL-011	Youth Alcohol Enforcement	\$5,000.00	Projects not utilized during FY20
Ellisville Police Dept.	20-154-AL-012	DWI Saturation Enforcement	\$2,500.00	due to COVID-19 pandemic:
Eureka Police Dept.	20-154-AL-013	DWI Saturation Enforcement	\$2,500.00	Johnson County Sheriff's Office 20-
Eureka Police Dept.	20-154-AL-014	Youth Alcohol Enforcement	\$2,000.00	154-AL-089, Sugar Creek Police
Excelsior Springs Police Dept.	20-154-AL-021	DWI Saturation Enforcement	\$5,000.00	Dept. 20-154-AL-092 & 20-154-AL-
Festus Police Dept.	20-154-AL-044	DWI Saturation Enforcement	\$10,000.00	094. Ellisville PD, 20-154-AL-012.
Festus Police Dept.	20-154-AL-045	Youth Alcohol Enforcement	\$6,400.00	Leadington PD, 20-154-AL-111.
Florissant Police Dept.	20-154-AL-048	DWI Saturation Enforcement	\$7,000.00	St. John PD, 20-154-AL-128.
Franklin County Sheriff's Office	20-154-AL-037	Youth Alcohol enforcement	\$9,000.00	Maryland Heights PD, 20-154-AL-
Franklin County Sheriff's Office	20-154-AL-038	Impaired Driving Enforcement	\$25,000.00	115. Pevely PD, 20-154-AL-124.
Franklin County Sheriff's Office	20-154-AL-039	DWI/Traffic Safety Unit	\$139,082.07	
Gladstone Dept. of Public Safety	20-154-AL-018	Youth Alcohol Enforcement	\$5,000.00	

Gladstone Dept. of Public Safety	20-154-AL-020	DWI Saturation Enforcement	\$6,000.00
Grain Valley Police Dept.	20-154-AL-101	DWI Enforcement	\$1,680.00
Greene County Sheriff's Office	20-154-AL-040	DWI Saturation Enforcement	\$55,000.00
Greene County Sheriff's Office	20-154-AL-042	Youth Alcohol Enforcement	\$48,000.00
Harrisonville Police Dept.	20-154-AL-046	DWI Saturation Enforcement	\$3,500.00
Hayti Police Dept.	20-154-AL-051	DWI Saturation Enforcement	\$2,000.00
Hazelwood Police Dept.	20-154-AL-052	DWI Saturation Enforcement	\$12,614.40
Hazelwood Police Dept.	20-154-AL-053	BAT Van Operations	\$3,000.00
Hazelwood Police Dept.	20-154-AL-054	Youth Alcohol Enforcement	\$7,252.56
Highway Safety and Traffic Division	20-154-AL-016	Statewide 154 Impaired Driving	\$125,750.00
Hollister Police Dept.	20-154-AL-043	DWI Saturation Enforcement	\$3,920.00
Houston Police Dept.	20-154-AL-055	DWI Saturation Enforcement	\$5,000.00
Howell County Sheriff's Dept.	20-154-AL-057	DWI Saturation Enforcement	\$4,000.00
Independence Police Dept.	20-154-AL-106	DWI Saturation Enf/Youth Alcohol Enf	\$340,200.00
Jackson County Sheriff's Office	20-154-AL-022	DWI Full Time Unit	\$305,205.56
Jackson Police Dept.	20-154-AL-059	DWI Saturation Enforcement	\$3,000.00
Jasper County Sheriff's Office	20-154-AL-061	Impaired Drivers	\$12,500.00
Jasper County Sheriff's Office	20-154-AL-062	Youth Alcohol	\$2,500.00
Jefferson City Police Dept.	20-154-AL-063	DWI Saturation Enforcement	\$30,000.00
Jefferson County Sheriff's Office	20-154-AL-071	Youth Alcohol Enforcement	\$180,000.00
Jefferson County Sheriff's Office	20-154-AL-072	DWI Full Time Unit	\$168,300.00
Johnson County Sheriff's Dept.	20-154-AL-087	DWI Saturation Enforcement	\$5,500.00
Johnson County Sheriff's Dept.	20-154-AL-089	Youth Alcohol Enforcement	\$1,000.00
Joplin Police Dept.	20-154-AL-064	Full Time DWI Unit	\$66,668.00
Joplin Police Dept.	20-154-AL-065	DWI Saturation / Youth Alcohol Overtime	\$7,000.00
Kansas City MO Board of Police Commis	20-154-AL-095	Youth Alcohol Enforcement	\$30,000.00
Kansas City MO Board of Police Commis	20-154-AL-097	DWI Saturation Enforcement	\$147,500.00
Kansas City MO Board of Police Commis	20-154-AL-098	DWI Full Time Unit	\$98,523.00
Kennett Police Dept.	20-154-AL-073	DWI Saturation Enforcement	\$13,000.00
Lake St. Louis Police Dept.	20-154-AL-096	DWI Saturation Enforcement	\$4,500.00
Lawrence County Sheriff's Dept.	20-154-AL-066	DWI Saturation Enforcement	\$6,000.00
Leadington Police Dept.	20-154-AL-111	DWI Saturation Enforcement	\$2,500.00
Liberty Police Dept.	20-154-AL-056	DWI Saturation Enforcement	\$2,810.88
Licking Police Dept.	20-154-AL-112	DWI Saturation Enforcement	\$3,000.00
Livingston County Sheriff's Dept.	20-154-AL-060	DWI Saturation Enforcement	\$2,500.00
Macon Police Dept.	20-154-AL-113	DWI Saturation Enforcement	\$4,000.00
Manchester Police Dept.	20-154-AL-114	DWI Saturation Enforcement	\$4,000.00
Maryland Heights Police Dept.	20-154-AL-115	Youth Alcohol Enforcement	\$6,666.00
Maryland Heights Police Dept.	20-154-AL-116	DWI Saturation Enforcement	\$3,888.50
MO Div. of Alcohol and Tobacco Control	20-154-AL-138	Alcohol Safety Awareness & Prevention	\$300,000.00
Mountain View Police Dept.	20-154-AL-117	DWI Saturation Enforcement	\$2,000.00

Neosho Police Dept.	20-154-AL-068	DWI Saturation Enforcement	\$4,725.00
Nevada Police Dept.	20-154-AL-069	DWI Saturation Enforcement	\$5,120.00
Newton County Sheriff's Office	20-154-AL-070	DWI Saturation Enforcement	\$7,500.00
Nixa Police Dept.	20-154-AL-074	DWI Saturation Enforcement	\$5,000.00
Normandy Police Dept.	20-154-AL-118	DWI Saturation Enforcement	\$3,000.00
Oak Grove Police Dept.	20-154-AL-102	DWI Saturation Enforcement	\$3,000.00
O'Fallon Police Dept.	20-154-AL-119	DWI Saturation Enforcement	\$30,000.00
O'Fallon Police Dept.	20-154-AL-120	Youth Alcohol Enforcement	\$7,500.00
Olivette Police Dept.	20-154-AL-121	DWI Saturation Enforcement	\$5,000.00
Oronogo Police Department	20-154-AL-075	DWI Saturation Enforcement	\$3,000.00
Osage Beach Police Department	20-154-AL-076	DWI Saturation Enforcement	\$4,697.60
Overland Police Dept.	20-154-AL-122	DWI Saturation Enforcement	\$4,000.00
Ozark Police Dept.	20-154-AL-077	DWI Saturation Enforcement	\$4,000.00
Pevely Police Dept.	20-154-AL-123	DWI Saturation Enforcement	\$3,000.00
Pevely Police Dept.	20-154-AL-124	Youth Alcohol Enforcement	\$2,000.00
Phelps County Sheriff's Dept.	20-154-AL-078	DWI Saturation Enforcement	\$7,000.00
Platte County Sheriff's Office	20-154-AL-103	DWI Full Time Unit	\$31,343.56
Platte County Sheriff's Office	20-154-AL-104	DWI Saturation Enforcement	\$55,500.00
Pleasant Hill Police Dept.	20-154-AL-058	DWI Saturation Enforcement	\$3,000.00
Potosi Police Dept.	20-154-AL-079	DWI Saturation Enforcement	\$8,000.00
Raymore Police Dept.	20-154-AL-099	DWI Saturation Enforcement	\$7,000.00
Republic Police Dept.	20-154-AL-080	DWI Saturation Enforcement	\$5,000.00
Rogersville Police Dept.	20-154-AL-082	DWI Saturation Enforcement	\$4,000.00
Rogersville Police Dept.	20-154-AL-083	Youth Alcohol Enforcement	\$2,300.00
Rolla Police Dept.	20-154-AL-084	DWI Saturation Enforcement	\$16,000.00
Smithville Police Dept.	20-154-AL-105	Youth Alcohol Enforcement	\$730.08
Springfield Police Dept.	20-154-AL-088	Youth Alcohol Enforcement	\$29,879.00
St. Charles City Police Dept.	20-154-AL-125	DWI Saturation Enforcement	\$28,000.00
St. Charles City Police Dept.	20-154-AL-126	Youth Alcohol Enforcement	\$5,000.00
St. Charles County Police Department	20-154-AL-127	DWI Saturation Enforcement	\$10,674.72
St. Clair County Sheriff's Office	20-154-AL-090	DWI Saturation Enforcement	\$2,000.00
St. Clair Police Dept.	20-154-AL-015	DWI Saturation Enforcement	\$7,156.80
St. John Police Dept.	20-154-AL-128	DWI Saturation Enforcement	\$14,200.00
St. Joseph Police Dept.	20-154-AL-047	Task Force - Impaired Driving	\$5,106.20
St. Joseph Police Dept.	20-154-AL-049	Youth Alcohol Enforcement	\$40,620.00
St. Joseph Police Dept.	20-154-AL-050	DWI Saturation Enforcement	\$2,979.60
St. Louis County Police Dept.	20-154-AL-129	DWI Saturation Enforcement	\$35,000.00
St. Peters Police Dept.	20-154-AL-130	DWI Saturation Enforcement	\$30,051.00
St. Robert Police Dept.	20-154-AL-091	DWI Saturation Enforcement	\$5,100.00
Sugar Creek Police Dept.	20-154-AL-092	Youth Alcohol Enforcement	\$3,500.00
Sugar Creek Police Dept.	20-154-AL-094	DWI Saturation Enforcement	\$1,500.00

Sullivan Police Dept.	20-154-AL-131	DWI Saturation Enforcement	\$6,000.00	
Troy Police Dept.	20-154-AL-132	DWI Saturation Enforcement	\$6,000.00	
University City Police Dept.	20-154-AL-133	DWI Saturation Enforcement	\$2,500.00	
Washington County Sheriff's Office	20-154-AL-093	DWI Saturation Enforcement	\$2,000.00	
Washington Police Dept.	20-154-AL-107	DWI Saturation Enforcement	\$4,000.00	
Washington Police Dept.	20-154-AL-108	Youth Alcohol Enforcement	\$4,000.00	
Webster County Sheriff's Office	20-154-AL-109	DWI Saturation Enforcement	\$10,500.00	
Webster County Sheriff's Office	20-154-AL-110	Youth Alcohol Enforcement	\$3,000.00	
Wentzville Police Dept.	20-154-AL-134	DWI Saturation Enforcement	\$10,000.00	
Wentzville Police Dept.	20-154-AL-135	Youth Alcohol Enforcement	\$4,500.00	
West Plains Police Dept.	20-154-AL-136	DWI Saturation Enforcement	\$3,510.00	
Belton Police Dept.	20-M5HVE-03-013	DWI Saturation Enforcement	\$7,100.00	<u>Citations/Arrests</u>
Boone County Sheriff's Dept.	20-M5HVE-03-006	DWI Full Time Unit	\$59,470.37	
Boone County Sheriff's Dept.	20-M5HVE-03-007	DWI Saturation Enforcement	\$17,292.00	DWI 833
Columbia Police Dept.	20-M5HVE-03-008	DWI Full Time Unit	\$81,320.00	
Grandview Police Dept.	20-M5HVE-03-002	DWI Saturation Enforcement	\$7,000.00	
Grandview Police Dept.	20-M5HVE-03-019	Youth Alcohol Enforcement	\$3,520.00	MIP 50
Greene County Sheriff's Office	20-M5HVE-03-009	DWI Full Time Unit	\$73,046.94	
Highway Safety and Traffic Division	20-M5HVE-03-001	Statewide 405d Impaired Driving	\$104,500.00	Open Container 19
Jackson County Sheriff's Office	20-M5HVE-03-003	DWI Saturation Enforcement	\$23,500.00	
Jefferson County Sheriff's Office	20-M5HVE-03-011	DWI Saturation Enforcement	\$132,000.00	
Kearney Police Dept.	20-M5HVE-03-016	DWI Saturation Enforcement	\$2,500.00	<u>Warnings</u>
Lamar Police Dept.	20-M5HVE-03-010	DWI Saturation Enforcement	\$5,600.00	
Lee's Summit Police Dept.	20-M5HVE-03-017	DWI Saturation Enforcement	\$27,000.00	MIP 8
MO State Highway Patrol	20-M5HVE-03-004	DWI Saturation Enforcement - Targeted	\$49,420.00	
MO State Highway Patrol	20-M5HVE-03-005	DWI Saturation Enforcement	\$272,497.50	<u>Total Violations</u> 21,276
Pettis County Sheriff's Office	20-M5HVE-03-014	DWI Saturation Enforcement	\$4,650.00	
Smithville Police Dept.	20-M5HVE-03-018	DWI Saturation Enforcement	\$3,000.00	
Springfield Police Dept.	20-M5HVE-03-012	DWI Saturation Enforcement	\$136,744.00	<u>Total Stops</u> 13,392
Union Police Dept.	20-M5HVE-03-022	DWI Saturation Enforcement	\$11,000.00	
Vernon County Sheriff's Office	20-M5HVE-03-015	DWI Saturation Enforcement	\$4,000.00	
Waynesville Police Dept.	20-M5HVE-03-020	DWI Saturation Enforcement	\$12,040.00	Total Hours Worked 20,929
Webb City Police Dept.	20-M5HVE-03-021	DWI Saturation Enforcement	\$26,210.00	

Council for Drug Free Youth Inc.	20-M5TR-03-005	Sober Driving Is the Only Path	\$5,000.00	This project provided funding for youth impaired driving prevention education to 6 counties. 51 events were held, reaching 3,060 students. Funds were used for mileage and program development fees for campaign videos.
Highway Safety and Traffic Division	20-M5IDC-03-001	2020 405d Mid Impaired Driving Coord.	\$96,000.00	This project was used to cover the salary and fringe for the Highway Safety Impaired Driving Coordinator.
Highway Safety and Traffic Division	20-M5TR-03-004	Impaired Driving Program	\$17,500.00	Due to COVID-19, all three Youth Impaired Law Enforcement trainings were canceled. The only funding utilized was for educational materials (pledge cards) to support the Safe & Sober program.
Highway Safety and Traffic Division	20-M5OT-03-001	In-house Impaired Driving Project	\$20,000.00	This project provided for activities in the impaired driving program area including: development and printing costs of promotional materials; educational programs; or educational activities; assessments, etc. Funding was also available for conferences/trainings; however, due to the COVID-19 pandemic, the conferences/trainings were not held to protect the safety of our partners and the community.
Highway Safety and Traffic Division	20-M5PEM-03-001	Subst.-Impaired Driving 405d Paid Media	\$750,000.00	This funding was used for educational information used in paid media ads to promote drugged driving awareness.
Highway Safety and Traffic Division	20-TSP-14-001	2020 402 Young Driver Coordination	\$96,000.00	This project was used to cover the salary and fringe for the Highway Safety Youth Coordinator.

Highway Safety and Traffic Division	20-154-AL-143	Impaired Driving Paid Media 154	\$650,000.00	This funding was used for educational information used in paid media ads to promote alcohol impaired driving awareness.
Highway Safety and Traffic Division	20-154-AL-019	BA Instrument & SFST Program	\$77,237.50	This project provided for the development of a computer application, as part of the Drug Recognition Expert System, to allow for tracking of SFST Instructors. Funding was also provided for the creation of a design solution and an estimate, to develop a solution within the Grants Management System that will allow the Missouri Safety Center to track the placement and status of breath alcohol testing instruments. Creation of the database began during FY19 and will continue into FY21.
Missouri Police Chiefs Association	20-M5OT-03-003	DITEP 2020	\$26,495.00	This project is to provide Drug Impairment Training for Educational Professionals (DITEP) curriculum to the education and law enforcement communities in Missouri, providing them with valuable information and skills to enhance services to students and improve skills to promote safety within school environments/classrooms across the state. However, due to the COVID-19 pandemic, these courses were not held to protect the safety of our partners and the community.

Missouri Safety Center	20-M5HVE-03-023	Alcohol LE Liaison	\$151,539.59	This project was used to provide funding for our Law Enforcement Liaisons to work with local agencies to encourage their participation in our various mobilizations and grant opportunities.
Missouri Safety Center	20-M5OT-03-002	Drug Impaired Driving	\$175,895.42	This project provided for statewide coordination of the Drug Recognition and Classification Program and the expert testimony and consultation to agencies across the state in the area of drug impaired driving recognition. Funds provided DRE training, certification and equipment for 20 new DRE candidates, recertified 124 DRE's, certified 1 new DRE Instructor, conducted updates of the statewide DRE-Tracking database, provided prosecution consultation/testimony and provided guidance to DRE's across the state. Funding was also available for conferences/trainings; however, due to the COVID-19 pandemic, the conferences/trainings were not held to protect the safety of our partners and the community.

Missouri Safety Center	20-154-AL-017	Enforcement - Drive Sober Campaign	\$453,609.55	<p>This funding is used to provide DWI enforcement funding to law enforcement agencies statewide during five (5) campaigns throughout the year. The five Impaired Driving enforcement mobilizations conducted were: Holiday DWI Enforcement Campaign, St. Patrick's Day DWI Enforcement Campaign, Youth Alcohol Enforcement Campaign, Independence Day DWI Enforcement Campaign, Drive Sober or Get Pulled Over DWI Enforcement Campaign.</p> <p>Out of the five statewide mobilizations, there were on average 103 agencies involved in each mobilization that reported enforcement statistics and 12,732 total man hours worked. Highlights from the five (5) mobilizations are as follows: 26 Alcohol Compliance Checks, 83 MIP (Minor In Possession), 36 Open Container violations, 675 DWI/DUI Arrests, 19,332 Traffic Stops, 20,757 Total Violations, 26 Alcohol Compliance Checks</p>
Missouri Safety Center	20-154-AL-023	Impaired Driving Countermeasures	\$637,663.07	<p>This project provided breath-alcohol instrument placement, maintenance and service across the state, technical training to LE and others on breath-alcohol testing, SFST, and IID; as well as provide coordination, expert testimony and consultation to agencies in the area of breath-alcohol testing, SFST and IID.</p> <p>Funds provided repairs/recalibrations to 89 agencies, placed 29 new breath alcohol testing units, placed 147 PBTs with agencies, performed</p>



Missouri Southern State University	20-M5TR-03-001	DWI Enforcement Training	\$42,400.00	<p>The primary objectives of alcohol enforcement training are to raise awareness of alcohol offenses improve recognition of alcohol related offenses, execution of sobriety checkpoints and enforcement of alcohol related offenses. Funding was used to provide one ARIDE classes, two Type III Operator classes and two 8-hour SFST Basic Refresher classes; reaching approximately 52 law enforcement officers. Funding was available for additional classes; however, due to the COVID-19 pandemic, the classes were not held to protect the safety of our partners and the community.</p>
MO Dept. of Revenue	20-M5OT-03-004	DOR & Law Enforcement Training	\$25,990.00	<p>This project provided specific and continuing educational opportunities for DOR attorneys and hearing officers who hear administrative alcohol license appeal cases, or represent the Department in courts throughout the state on impaired driving-related license appeals. Over 680 judges, prosecutors, law enforcement and court personnel were provided with information/instruction on new DWI laws/court cases. Funds were also used to purchase office supplies. Funding was available for additional conferences/trainings; however, due to the COVID-19 pandemic, conferences/trainings were not held to protect the safety of our partners and the community.</p>

MO Dept. of Revenue	20-154-AL-035	Attorney and Legal Assistant	\$148,196.78	<p>This project provided for 1 Appellate and Litigation Support Counsel (AP) and 1 Management Analyst (MA) in the General Counsel's Office. The AP was assigned files for intoxication-related license actions on appeal; work as Department liaison to the AG; a trainer for Department attorneys and provide litigation support to section attorneys in the form of specialized trial briefs, case law summaries, etc. The MA processed petitions and stay orders served on the Department; prepared correspondence; monitored cases statewide; communicated with local court personnel; advised the License Bureau upon disposition; compiled statistical data on all chemical refusal cases; promoted strict prosecution standards for repeat offenders and IID requirements; conducted extensive background checks; and served as IID Coordinator.</p>
MO Div. of Alcohol and Tobacco Control	20-154-AL-139	Alcohol Safety Awareness and Prevention	\$96,000.00	<p>Due to COVID-19 many server trainings had to be canceled, however 41 trainings were able to be held. Funding was used for salary, educational materials and travel.</p>

MO Office of Prosecution Services	20-M5CS-03-001	Traffic Safety Resource Prosecutor	\$299,625.00	<p>This project provided for Traffic Safety Resource Prosecutors (TSRP) to focus on impaired driving issues and to serve as a resource to other prosecutors and law enforcement officers. TSRP program conducted 60 training programs, which were attended by a combined 1,965 people. These trainings reached a minimum of 570 Missouri prosecutors, 1,279 Missouri law enforcement officer, and 116 other Missouri traffic safety advocates. The TSRP program published six editions of the Traffic Safety Newsletter, provided technical assistance on approximately 197 requests from law enforcement and prosecuting attorneys and assisted on numerous case as a consultant or special prosecutor.</p>
-----------------------------------	----------------	------------------------------------	--------------	--

MO State Highway Patrol	20-M5TR-03-002	BAC/DRE/SFST/ARIDE Training	\$394,780.88	<p>This project provided funding for tuition support, instructor development support and educational/equipment supplies and instructional materials to Missouri peace officers for law enforcement training related to traffic safety. Funding provided for 10 different alcohol-related schools, sent 1 officer to the DRE National Conference and 1 officer to the Borkenstein Course allowing 188 students to attend these courses. Funds were also used to purchase dry gas cylinders for the Blood Alcohol Lab along with a multitude of DRE supplies. Also, funds were utilized to purchase a liquid chromatograph/mass spectrometry for the lab. Additional funding was available for more conferences/trainings; however, due to the COVID-19 pandemic, these conferences/trainings were not held to protect the safety of our partners and the community.</p>
-------------------------	----------------	-----------------------------	--------------	--

Mothers Against Drunk Driving	20-154-AL-041	Court Monitoring Program	\$129,488.70	<p>This project provided for the court monitoring program to track and monitor DWI offenses in specific, targeted counties in Missouri. Through data collected, by means of attending court hearings, as well as data mining on Missouri's Casenet system, any trends and/or breakdowns that occur throughout the judicial proceedings will be identified, analyzed and offered solutions. Top priority will be given to the counties that fall within the top 75% of the state's alcohol-related traffic fatalities and population, and that also have a conviction rate at or below 24% on Missouri State Highway Patrol arrests.</p>
Mothers Against Drunk Driving	20-154-AL-140	MADD Power of Parents & Power of Youth	\$100,000.00	<p>This project was used to conduct Power of Youth presentations on the St. Louis and Kansas City regions. 40 Power of Youth presentations and 8 parent workshops were conducted. . Due to COVID-19, 39 presentations were canceled. Funding was utilized for salary, educational materials, travel and indirect costs.</p>

Office of State Courts Administrator	20-M5CS-03-002	DWI Court Project	\$271,515.05	<p>This project provided funding to increase the number of jurisdictions who have a DWI court program, increase participants and services for DWI offenders and promote public safety for all citizens that use Missouri 's transportation system. The DWI court population in the targeted jurisdictions increased by 33% and the number of participants/graduates who are driving legally with a LDP and are monitored with an ignition interlock device increased by 9% during the grant period.</p>
REJIS	20-M5OT-03-005	DRE Sustainment and Enhancement	\$42,672.00	<p>This project provided for the proactive maintenance and upkeep of the DRE service by providing continued operational support for the DRE using the REJIS data center, operations and help desk staff. Funds provided applications and network staff to support issue resolution and fix/support any problems experienced with the system, provided users with "how to" or best practice question resolution to assure maximum benefit from the DRE service, and provide support to meet needs for addressing operational needs through changes and improvements to the service and infrastructure.</p>

Safe and Sober, Inc.	20-154-AL-137	Missouri Safe and Sober	\$345,000.00	463 schools registered for the Safe & Sober program. COVID-19 caused schools to close early, but 260 schools still completed the free, video based program. Funding was used for program development, resource materials, operational expenses and salary.
University of MO Curators	20-TSP-14-002	Is It Worth It	\$18,648.00	Is It Worth It completed 8 programs reaching 859 students. Due to COVID-19, 12 programs were canceled. Funding was used for salary, travel, indirect costs and educational materials.
University of MO Curators	20-M5TR-03-003	SMART, CHEERS, DRIVE SAFE, DRIVE SMART	\$330,000.00	The online SMART program (server training) issued 8,202 certificates. 1 in person SMART live training was completed. 9 new CHEERS establishments were added to the CHEERS program. 79 people from 4 different campuses utilized the START program. Because of COVID-19 funding for social media was utilized. Social media use for all programs resulted in over 7,000,000 impressions. Funding was used for operational expenses, salary, travel, consultant services and indirect costs.
Highway Safety and Traffic Division	M5X-2020-03-00-00	HSTD Statewide 405d Impaired Driving Mid	\$4,300,000.00	Dummy project set up as a holding account.
Highway Safety and Traffic Division	154AL-2020-AL-00-00	HSTD Statewide 154AL Program	\$6,000,000.00	Dummy project set up as a holding account.

**Occupant Restraints**

Agency	Project Number	Title	Award Amount	Result
Arnold Police Dept.	20-M2HVE-05-001	Occupant Protection Enforcement	\$12,000.00	Citations
Ballwin Police Dept.	20-M2HVE-05-002	Occupant Protection Enforcement	\$3,500.00	

Calverton Park Police Dept.	20-M2HVE-05-003	Occupant Protection Enforcement	\$2,700.00	Seatbelt 4,639
Cape Girardeau County Sheriff's Office	20-M2HVE-05-004	Occupant Protection Enforcement	\$4,200.00	
Creve Coeur Police Dept.	20-M2HVE-05-005	Occupant Protection Enforcement	\$3,000.00	Child Passenger Safety 97
Dexter Police Dept.	20-M2HVE-05-006	Occupant Protection Enforcement	\$10,000.00	
Eureka Police Dept.	20-M2HVE-05-007	Occupant Protection Enforcement	\$4,500.00	
Florissant Police Dept.	20-M2HVE-05-013	Occupant Protection Enforcement	\$7,500.00	Warnings
Grandview Police Dept.	20-M2HVE-05-008	Occupant Protection Enforcement	\$7,000.00	
Greene County Sheriff's Office	20-M2HVE-05-011	Occupant Protection Enforcement	\$12,000.00	Seatbelt 1,089
Harrisonville Police Dept.	20-M2HVE-05-012	Occupant Protection Enforcement	\$3,000.00	
Hazelwood Police Dept.	20-M2HVE-05-014	Occupant Protection Enforcement	\$13,000.00	Child Passenger Safety 5
Independence Police Dept.	20-M2HVE-05-009	Occupant Protection Enforcement	\$45,000.00	
Jackson Police Dept.	20-M2HVE-05-015	Occupant Protection Enforcement	\$5,500.00	Total Violations 19,226
Jefferson County Sheriff's Office	20-M2HVE-05-016	Occupant Protection Enforcement	\$25,000.00	
Kansas City MO Board of Police Commis	20-M2HVE-05-019	Occupant Protection Enforcement	\$66,000.00	Total Stops 13,012
Kirkwood Police Dept.	20-M2HVE-05-017	Occupant Protection Enforcement	\$10,000.00	
Lake St. Louis Police Dept.	20-M2HVE-05-021	Occupant Protection Enforcement	\$4,500.00	Total Hours Worked 6,524.
Maryland Heights Police Dept.	20-M2HVE-05-022	Occupant Protection Enforcement	\$4,444.00	
Missouri Safety Center	20-M2HVE-05-030	Enforcement-Occupant Protection Campaign	\$286,815.97	Pacific PD, 20-M2HVE-05-024 worked overtime but never submitted voucher.
MO State Highway Patrol	20-M2HVE-05-010	Occupant Protection Enforcement	\$122,100.00	
Olivette Police Dept.	20-M2HVE-05-023	Occupant Protection Enforcement	\$2,500.00	This funding was planned to be used to promote the Boosters to Belts Program to several counties in the Kansas City and surround areas. This program uses high school student volunteers to promote using proper booster seats and seat belts to younger children. However, due to the COVID-19 crisis starting in the Spring of 2020, the program did not come to fruition.
Pacific Police Dept.	20-M2HVE-05-024	Occupant Protection Enforcement	\$3,000.00	
Pevely Police Dept.	20-M2HVE-05-025	Occupant Protection Enforcement	\$5,000.00	
Platte County Sheriff's Office	20-M2HVE-05-020	HMV Enforcement	\$3,000.00	
Sparta Police Dept.	20-M2HVE-05-018	Occupant Protection Enforcement	\$2,000.00	
St. Charles City Police Dept.	20-PT-02-121	Occupant Protection Enforcement	\$5,500.00	
St. Louis County Police Dept.	20-M2HVE-05-026	Occupant Protection Enforcement	\$40,000.00	
Webster Groves Police Dept.	20-M2HVE-05-027	Occupant Protection Enforcement	\$6,600.00	
Wentzville Police Dept.	20-M2HVE-05-028	Occupant Protection Enforcement	\$8,000.00	
DCCCA	20-CP-09-002	Boosters to Belts	\$45,000.00	



Mercy Hospital	20-CP-09-007	Occupant Protection - Injury Prevention	\$55,200.00	Due to staff/program changes at Mercy Hospital this project and contract were never executed.
Highway Safety and Traffic Division	20-CR-05-001	402 Car Seat Distribution	\$50,000.00	A supply of child safety seats were provided to Inspection Stations registered with NHTSA that are actively participating in the CPS Program, who have at least one CPS Technician on site and provide education about the proper installation of child safety seats to parents and/or care givers.
Highway Safety and Traffic Division	20-CR-05-002	CPS Program Activities Administration	\$35,000.00	Provided reimbursement for CPS training expenses to include Instructor fees, conference rooms, conferences meals, hotels, meals and mileage for CPS Instructors to train new CPS Technicians in the State of Missouri. This project also was supposed to provide reimbursement for Child Passenger Safety conference expenses for the Missouri CPS Liaison's that attended, but due to COVID-19, the conference was cancelled, so there were no expenses.

Highway Safety and Traffic Division	20-M2CPS-05-001	CPS Program Training	\$80,000.00	Provided reimbursement for CPS training expenses to include Instructor fees, conference rooms, conferences meals, hotels, meals and mileage for CPS Instructors to train new CPS Technicians in the State of Missouri. This project also was supposed to provide reimbursement for Child Passenger Safety conference expenses for the Missouri CPS Liaison's that attended, but due to COVID-19, the conference was cancelled, so there were no expenses.
Highway Safety and Traffic Division	20-M2CPS-05-002	2020 405b Low CPS Coordination	\$40,000.00	This project was used to cover the salary and fringe for the Highway Safety Child Passenger Safety Coordinator.
Highway Safety and Traffic Division	20-M2CPS-05-003	CPS Paid Media	\$100,000.00	This funding was used for educational information used in paid media ads to promote child passenger safety.
Highway Safety and Traffic Division	20-M2CSS-05-001	405 Car Seat Distribution	\$50,000.00	A supply of child safety seats were provided to Inspection Stations registered with NHTSA that are actively participating in the CPS Program, who have at least one CPS Technician on site and provide education about the proper installation of child safety seats to parents and/or care givers.

Missouri Safety Center	20-M2HVE-05-029	Survey - Teen (High School) Safety Belt	\$75,000.00	Due to COVID-19, the teen survey had to be postponed until October 2020 (FY21). Expenses were still incurred due to preparing for the survey before it was canceled and then preparing for the survey to take place in the next FY. Funding was used for salary, operational expenses and indirect costs.
Missouri Safety Center	20-M2HVE-05-030	Enforcement-Occupant Protection Campaign	\$286,815.97	This project was used to provide funding for three separate Occupant Protection campaigns. Click it or Ticket, Youth Seat Belt, and CPS Enforcement Week. The funding was used to provide enforcement funding to departments across the state to work specific time periods conducting extra enforcement in the area of safety belt and child passenger seat enforcement.
Highway Safety and Traffic Division	20-PM-02-001	Click it or Ticket Paid Media	\$300,000.00	This funding was used for educational information used in paid media ads to promote seat belt usage during the national CIOT campaign and teen seat belt campaign.
Missouri Safety Center	20-PT-02-140	Occupant Protection LE Liaison	\$74,939.53	This project was used to provide funding for our Law Enforcement Liaisons to work with local agencies to encourage their participation in our various mobilizations and grant opportunities.

Missouri Safety Center	20-PT-02-141	Statewide Safety Belt Survey	\$170,000.00	This contract was used to provide funding to complete the statewide safety belt survey. This includes the management to oversee the work, train the surveyors, and expenses to pay the surveyors time and expense to conduct the annual survey.
Highway Safety and Traffic Division	M2X-2020-05-00-00	THSD-Statewide 405b Low	\$1,500,000.00	Dummy project set up as a holding account.

#### Distracted Driving

Agency	Project Number	Title	Award Amount	Result
Peers Foundation	20-CP-09-008	Teen Distracted Driving Prevention	\$30,228.12	PEERS completed the Distracted Driving Prevention Program at 10 high schools. From these schools, a total of 1,259 persons and 743 students actively engaged with the distracted driving simulator. Funding was used to reimburse salary, equipment, travel and indirect costs. All funding was utilized.

#### Young Drivers

Agency	Project Number	Title	Award Amount	Result
B.R.A.K.E.S.- Put On The Brakes, Inc.	20-CP-09-003	B.R.A.K.E.S.- Put On The Brakes, Inc.	\$30,000.00	Due to COVID-19, B.R.A.K.E.S. was unable to hold the Teen Pro-Active Defensive Driving school for FY20.
Cape Girardeau Safe Communities	20-CP-09-005	Safe Communities / TRACTION	\$336,085.08	Due to COVID-19, all 5 TRACTION events were canceled. The Safe Communities Program distributed 19 new child safety seats, conducted 13 seat checks, and certified 19 new child passenger safety technicians. All in person alcohol server trainings were canceled due to COVID.

Highway Safety and Traffic Division	20-CP-09-009	Teen Driving Programs	\$35,000.00	Funding was used to reimburse schools who won the educational and PSA elements of the It Only Takes One Program. Funding was also used to purchase 42,000 Roadwise books to be distributed statewide.
St. Joseph Youth Alliance	20-CP-09-011	Teen Traffic Safety Project	\$15,280.00	A youth traffic committee in Buchanan and Andrew County were established and 2 local colleges utilized the simulator. Due to COVID-19, many events were canceled. Funds were used for educational materials, consultant services and operational expenses.
TYREDD	20-SA-09-002	TYREDD	\$50,000.00	TYREDD delivered 67 drowsy driving presentations. Funding was used for administration costs, program development, educational materials and travel.
University of MO Curators	20-CP-09-004	ThinkFirst Missouri	\$480,000.00	ThinkFirst completed 198 school programs, 13 corporate programs, 41 First Impact programs and 3 facilitator trainings. Due to COVID-19, 84 programs had to be canceled. Funds were used for salary, program development fees, educational materials, operational expenses and indirect costs.

**Older Drivers**

Agency	Project Number	Title	Award Amount	Result
--------	----------------	-------	--------------	--------

Highway Safety and Traffic Division	20-DE-02-001	In-House Project for Mature Driver Prog	\$2,500.00	Development and printing costs of promotional materials; educational programs; travel expenses for speaking engagements or conferences; supplies for training programs or educational activities; etc. to increase awareness of safe driving habits among Missouri drivers over the age of 65. This project was set-up as an "as needed project"; however, due to a lack of any available trainings or supplies needed, there were not any funds disbursed.
University of MO Curators	20-DE-02-002	Keep Your Keys	\$40,320.00	This project provided education to the older driver, specifically, those with impairments to vision, cognition or movement and decrease the number of injuries and fatalities each year. Throughout the grant period, presentations were provided throughout the state, reaching a total of 390 citizens. Funding was also available for sessions; however, due to the COVID-19 pandemic, these sessions were not held to protect the safety of our partners and the community.

Washington University	20-DL-02-001	Rural Driving and Traffic Signs	\$150,002.00	<p>This project focused on developing TSNT training materials and a plan implementing statewide. Further, this project provided funds for rural/small community road assessments and follow-up for participants, who desire to only drive in their local/close to home environments, which can assist clinicians in guiding the driving decision process for medically impaired older drivers. Also, funds were utilized to investigate best practices for helping transportation alternatives for older drivers with dementia. Funding for the road assessments portion was not able to be fully utilized due to the COVID-19 pandemic, as participants traveled less and there were fewer clinical referrals for road assessments.</p>
-----------------------	--------------	---------------------------------	--------------	--

Washington University	20-DL-02-002	Safer Driving After Rehabilitation	\$113,302.00	This project focused on decreasing serious injury and fatal crashes through initiatives that identify and educate Missouri's highest-risk drivers and those who care for them. The goals of the project activities were to expand and disseminate education and clinical tools to help healthcare providers systematically access and advise rehabilitation patients on ways to address their community mobility, either by returning to safe and active driving, or use of other non-driving resources and strategies to mitigate transportation-disability among former drivers. Also, there was funding available for workshops throughout the state to discuss fitness to drive and ways to improve safety in a vehicle; however, due to the COVID-19 pandemic, these workshops were not held to protect the safety of our partners and the community.
-----------------------	--------------	------------------------------------	--------------	--

**Commercial Motor Vehicle**

Agency	Project Number	Title	Award Amount	Result
No NHTSA Projects				

**Motorcycle**

Agency	Project Number	Title	Award Amount	Result
Highway Safety and Traffic Division	20-M9MA-12-001	Motorcycle Awareness	\$150,000.00	This funding was used for educational information used in paid media ads and possible other promotional items to promote motorcycle rider awareness.



Highway Safety and Traffic Division	20-PM-02-006	Motorcycle Paid Media	\$150,000.00	This funding was used for educational information used in paid media ads to promote motorcycle rider awareness.
Highway Safety and Traffic Division	M9MA-2020-12-00-00	THSD-Statewide 405f Motorcycle Program	\$150,000.00	Dummy project set up as a holding account.

#### School Bus

Agency	Project Number	Title	Award Amount	Result
No NHTSA Projects				

#### Vulnerable Roadway User

Agency	Project Number	Title	Award Amount	Result
MO Capitol Police	20-PS-02-002	Let's Ride at the Capitol	\$5,184.40	The funding was used to purchase bicycle helmets, cones, and supplies, for 2 bike rodeos scheduled for late spring and late summer in Jefferson City by the Capitol Police. They planned to use the funding for salary for the Capitol Police officers to hold these events. However, due to the COVID-19 crisis in the Spring of 2020, these events were not held due to the safety of the community.
Safe Kids Columbia	20-PS-02-001	Pedestrian and Bicycle Safety Campaign	\$7,733.85	This funding was used to create bicycle and pedestrian safety videos as well as bicycle and pedestrian outreach by the Safe Kids Coalition in Columbia, MO.

#### Engineering & Data Collection

Agency	Project Number	Title	Award Amount	Result
Cape Girardeau County Sheriff's Office	20-M3DA-04-001	Data Equipment	\$2,400.00	Funds used to purchase and install E-Citation equipment
Christian County Sheriff's Office	20-M3DA-04-002	Computer	\$36,046.86	
Farmington Police Dept.	20-M3DA-04-003	Mobile Ticketing Data Project	\$25,500.00	
Franklin County Sheriff's Office	20-M3DA-04-004	In car computer	\$11,400.00	
Hayti Police Dept.	20-M3DA-04-005	Mobile Data project (MDT)	\$5,480.00	

Henry County Sheriff's Office	20-M3DA-04-006	E-Ticketing Implementation	\$13,397.16	<p style="text-align: center;">30</p> <p style="text-align: center;">Printers 97</p> <p style="text-align: center;">Bar Code Scanners 1</p> <p style="text-align: center;">Due to software change, Webb City did not utilize their E-Citation funding</p>
Independence Police Dept.	20-M3DA-04-008	Independence Police E-Ticketing	\$87,717.00	
Kimberling City Police Dept.	20-M3DA-04-009	Information & Data System Improvements	\$23,462.00	
Lake Ozark Police Dept.	20-M3DA-04-022	LOPD data enhancement	\$55,235.50	
Licking Police Dept.	20-M3DA-04-010	E-Citation	\$15,805.23	
Webb City Police Dept.	20-M3DA-04-019	E-citation scanner	\$16,400.00	
Webster Groves Police Dept.	20-M3DA-04-020	Toughpads for Motorcycles	\$10,886.00	
Winfield Police Dept.	20-M3DA-04-021	REJIS Data Grant	\$4,878.00	
Highway Safety and Traffic Division	20-M3DA-04-007	Traffic Records Data Improvement	\$65,000.00	This project retained private consulting firms with expertise in traffic engineering to aid cities and counties with specific operational problems on their streets and highways. It provided for the retention of at least two consultants, which addressed local agency problems anywhere in the state without geographical limitations. This project did not provide for actual design in connection with the solution. It attempted to provide solutions to traffic problems.
Highway Safety and Traffic Division	20-RS-11-001	Traffic Engineering Assistance Program	\$60,000.00	This project retained private consulting firms with expertise in traffic engineering to aid cities and counties with specific operational problems on their streets and highways. It provided for the retention of at least two consultants, which addressed local agency problems anywhere in the state without geographical limitations. This project did not provide for actual design in connection with the solution. It attempted to provide solutions to traffic problems.

MO Dept. of Health and Senior Services	20-M3DA-04-011	EMS NEMSIS 3 Transiton	\$92,205.00	Funding allowed DHSS to go live with NEMSIS Elite Version 3.3.4 on April 1, 2020 and allowed weekly training. Also, agency was able to synchronize Missouri data to new NEMSIS version.
MO State Highway Patrol	20-M3DA-04-014	Statewide Traffic Accident Records Sys.	\$232,458.78	A total of 1,913 overtime hours, processing 25,841 reports. Considerable progress has been made concerning the timeliness of hard copy crash reports. One year ago, the backlog ws 9 months, which is down to 4 months. 210 coroner kits were distributed and funds were utilized to update the Missouri Crash Report
MO State Highway Patrol	20-M3DA-04-012	Predictive Analytical Crash Project	\$26,710.00	Statistical Analysis Center received a modified version of the predictive model and team is now focused on creating web maps so the applicatin may be viewed by other agencies. Early results indicate the model predicts about 90% of the crashes in Missouri.
MO State Highway Patrol	20-M3DA-04-013	STARS and FARS Support	\$49,631.40	Contracted computer consultant completed two milestones relating to the rewrite of the STARS and interface with the Cool:Gen framework.

MO State Highway Patrol	20-154-AL-067	DWI Tracking System (DWITS)	\$4,250.00	Due to COVID-19 health and safety concerns, no training sessions were completed. There were 55 tutorial CD's distributed, 1,027 DWITS records returned for corrections, 1,363 letters sent to validate users to the system. A total of 242 LE agencies, 99 prosecuting attorney offices, 57 courts and 23 correctional agencies are registered users of DWITS. MSHP is also receiving DWI arrest information from 115 LE agencies.
Office of State Courts Administrator	20-M3DA-04-015	Show Me Court Implementation	\$200,614.75	During grant period, Show Me Courts (SMC) was deployed to 33 standalone municipal divisions (including divisions who previously used JIS) and the remaining 21 Circuit Courts were also added. All 114 counties and the City of St. Louis implemented SMC. In total, 448 of 619 municipal divisions have implemented SMC.
Office of State Courts Administrator	20-M3DA-04-017	JIS/Show Me Courts Reporting	\$175,761.38	During grant period, management analysts monitored 115 State Courts and 448 municipal divisions using the statewide case management system.
REJIS	20-M3DA-04-018	LETS Sustainment and Enhancement	\$163,367.96	In calendar year 2018, over 63,000 crash reports were entered into LETS by 212 agencies.
Highway Safety and Traffic Division	M3DA-2020-04-00-00	THSD-Statewide 405c Data Program	\$2,000,000.00	Dummy project set up as a holding account.

**Training-Misc-Multi Program**

Agency	Project Number	Title	Award Amount	Result
--------	----------------	-------	--------------	--------

Central Missouri Foster Care&Adoption Association	20-CP-09-001	Safety Education Program	\$10,000.00	The funding was used to have several CMFCAA staff members trained as CPS technicians in order for them to become registered inspection stations to promote child seat safety in their particular counties. CMFCAA also completed several in house trainings on highway safety, but due to the COVID-19 pandemic in the spring of 2020, some safety trainings were not completed due to the safety of the community.
Highway Safety and Traffic Division	20-PT-02-138	2020 LETSAC Conference	\$29,500.00	This project is used to fund the annual LETSAC training conference. It provides funding for the annual Highway Safety Calendar, speakers for the conference, hotel expense, and other miscellaneous expenses. However, due to the COVID-19 pandemic, this conference was not held to protect the safety of our partners and the community.

Highway Safety and Traffic Division	20-PT-02-136	402 Operations	\$147,000.00	<p>This project provided for various projects within the Highway Safety Office beginning with stipends and expenses for the 2020 Occupant Protection Assessment. The Traffic Occupant Protection Strategies and Officer Roadside Safety program trained 101 officers. The DWI/Full Time Unit workshop brought together the full time funded officers from 12 LE agencies for training, yearly report out, and sharing of strategies. Funds were utilized to purchase supplies for a safety town event in partnership with the Missouri Capitol Police and a training video for school crossing guards produced by the Missouri School Boards Association. Other expenses included covering costs for partners and staff to attend (virtual) trainings such as the annual Blueprint Conference, costs for POST credit, and various sponsorships.</p>
Jefferson City Fire Department	20-EM-02-002	JCFD / MODOT Responder Safety Initiative	\$11,216.19	<p>This project provided funding for certified instructor lead training for Traffic Incident Management (TIM) and guidance on the techniques and methods used in TIM Training. Funding was also utilized to purchase equipment, such as, electronic LED flares, high visibility traffic cones and high visibility vests to be utilized for the safety of front line personnel.</p>

Missouri Police Chiefs Association	20-PT-02-139	LETSAC 2020	\$30,000.00	This project also covers expenses for the annual LETSAC training conference. It provides funding for speakers, hotel expense, AV expense, and banquet expense at the conference. However, due to the COVID-19 pandemic, this conference was not held to protect the safety of our partners and the community.
Missouri Police Chiefs Association	20-PT-02-022	LE Driving 2020	\$31,200.00	This project provided funding for Emergency Vehicle Operations training for law enforcement officers in Missouri, which provided valuable information to enhance services and skills to promote driving safety in the field. The program provided virtual training for 7 agencies, for a total of 1,267 hours of training for 181 officers. Due to the COVID-19 pandemic, agencies were short-staffed, so some trainings were fewer staff were able to attend this training.
Missouri Safety Center	20-PT-02-142	Driver Improvement Program (DIP)	\$50,000.00	Managed all DIP approved providers and instructors, performed compliance audits, maintained an up-to-date list of approved program providers and surveyed all approved providers. Number of on-line providers maintained at 18.

Missouri Southern State University	20-PT-02-032	Law Enforcement Training	\$30,000.00	<p>The primary objectives of traffic enforcement training are to raise awareness of traffic safety, improve recognition of traffic-related offenses, execution of highway safety operations and enforcement of traffic-related offenses. Funding was used to provide one Beyond the Ticket classes, two Anti-Police Movement classes, two Missouri Motor Vehicle Law classes, and two Vehicle Search and Seizure classes; reaching approximately 76 law enforcement officers. Additional funding was available for more conferences/trainings; however, due to the COVID-19 pandemic, these conferences/trainings were not held to protect the safety of our partners and the community.</p>
MO State Highway Patrol	20-PT-02-033	Skill Development	\$24,000.00	<p>This project was a critical part of the Patrol's ongoing commitment to address traffic safety issues using information from relevant, current and ongoing specialized training and conferences. Troopers and/or Patrol employees were able to attend IACP Conference and the MoDOT Blueprint Conference. Additional funding was available for more conferences/trainings; however, due to the COVID-19 pandemic, these conferences/trainings were not held to protect the safety of our partners and the community.</p>



MO State Highway Patrol	20-PT-02-034	Radar/EVOC Instructor Development	\$65,264.80	<p>This project provided funding for tuition support, instructor development support and educational/equipment supplies and instructional materials to Missouri peace officers for law enforcement training related to traffic safety. Funding assisted in providing for 4 different Radar and EVOC schools, allowing 118 students to attend these schools. Funds were also used to purchase reflective vests for the recruit class. Additional funding was available for more classes; however, due to the COVID-19 pandemic, these classes were not held to protect the safety of our partners and the community.</p>
MO State Highway Patrol	20-AI-04-001	Accident Invest/Training/Reconstruction	\$69,936.00	<p>This project provided funding for tuition support, instructor development support and educational/equipment supplies and instructional materials to Missouri peace officers for law enforcement training related to traffic safety. Funding assisted in providing for 3 different crash investigation schools, allowing 89 students to attend these schools. Additional funding was available for more classes; however, due to the COVID-19 pandemic, these classes were not held to protect the safety of our partners and the community.</p>

St. Joseph Safety & Health Council	20-SA-09-001	Traffic Safety Task Force Projects	\$54,433.96	This project provided funding to enhance many educational traffic safety events and presentations for all ages. 1 Docudrama and driver education program were completed and 35 carseats were checked. 19 events were canceled due to COVID-19 which includes 16 docudramas. Funds were used for salary, administrative costs and educational materials.
The Alliance of Southwest Missouri	20-CP-09-010	Safe Kids	\$3,500.00	The Safe Kids Coordinator obtained their Driver Trainer Certification. 10 defensive driving education classes were completed, 42 students were served. In addition, 38 students completed in person behind the wheel training. Many training sessions were canceled due to COVID-19. Funds were used for travel, educational materials and training.
University of MO Curators	20-RS-11-002	2020 Blueprint Conference	\$25,001.00	The conference was held virtually and had 639 attendees. Funds were used for salary, conference coordination and indirect costs.
University of MO Curators	20-EM-02-001	Highway Emergency Response Training	\$76,500.00	This project provided funding to improve the safety of Missouri first responders traveling to and returning from incidents, and improve the safety and survival outcomes for citizens involved in serious highway crashes and emergencies. Funding was utilized to deliver 27 classes that trained 499 emergency first responders.

**Appendix D  
FISCAL YEAR 2020 TRAINING REPORT**

Report illustrates all training courses conducted and funded using Highway Safety Grant funding during the fiscal year and the agencies that attended

Course	Training Provider	Course Hours	Number Participants	CEU Hours	Agency Types Trained
ARIDE	MSC	16	6	0	Police,
ARIDE	MOPS	16	17	16	Prosecuting Attorney,
ARIDE	MOPS	16	13	16	MSHP, Police, Sheriff, School District,
ARIDE	MSHP Law Enforcement Academy	16	11	16	MSHP, Police, Sheriff,
ARIDE	MSHP Law Enforcement Academy	16	17	16	MSHP, Police, Sheriff,
ARIDE	MOPS	16	13	16	MSHP,
ARIDE	MSHP Law Enforcement Academy	16	17	16	MSHP, Other, Police, Sheriff,
ARIDE	MSHP - Law Enforcement Academy	16	8	16	MSHP, Police, Sheriff,
ARIDE	MSC	16	8	0	Police, Sheriff,
ARIDE	MOPS	16	9	16	MSHP,
ARIDE	MOPS	16	10	16	MSHP,
ARIDE	MOPS	16	16	16	MSHP,
ARIDE	MOPS	16	16	16	MSHP,
ARIDE	MOPS	16	17	16	MSHP, Police, Sheriff, Prosecuting Attorney,
ARIDE	MOPS	16	12	16	Police, Sheriff,
ARIDE	MOPS	16	12	16	MSHP, Police, Sheriff,
ARIDE	MOPS	16	21	16	MSHP,
ARIDE	MOPS	16	14	16	MSHP,
ARIDE	Missouri Southern State University	16	12	16	MSHP, Police, Sheriff, Park Rangers,
ARIDE	MOPS	16	14	16	MSHP, Police,
ARIDE	MOPS	16	12	16	MSHP, Police, Sheriff,
ARIDE	MOPS	16	23	16	MSHP, Police,
ARIDE	MOPS	16	19	16	MSHP,
BAC Type II Supervisor	MSHP Law Enforcement Academy	44	13	44	MSHP, Police,
BAC Type II Supervisor	MSC	36	9	0	Police, Sheriff,
BAC Type II Supervisor	MSC	36	12	0	Police, Sheriff, Park Rangers,
BAC Type II Supervisor	MSC	36	10	0	Police, Sheriff,
BAC Type II Supervisor	MSC	36	5	0	Police, Sheriff,
BAC Type II Supervisor Lab	MSC	8	5	0	Police, Sheriff,
BAC Type II Supervisor Lab	MSC	8	3	0	Police,
BAC Type II Supervisor Lab	MSC	8	3	0	Police, Sheriff,
BAC Type II Supervisor Lab	MSC	8	7	0	Police,
BAC Type II Supervisor Lab	MSC	8	1	0	Police,
BAC Type II Supervisor Lab	MSC	8	1	0	Police,
BAC Type II Supervisor Lab	MSC	8	2	0	Police, Sheriff,

BAC Type II Supervisor Lab	MSC	8	8	0	Police, Sheriff, Park Rangers,
BAC Type II Supervisor Lab	MSC	8	1	0	Police,
BAC Type II Supervisor Lab	MSC	8	4	0	Police,
BAC Type II Supervisor Lab	MSC	8	3	0	Police, Sheriff,
BAC Type II Supervisor Lab	MSC	8	8	0	Police, Sheriff,
BAC Type II Supervisor Lab	MSC	8	4	0	Police, Sheriff,
BAC Type II Supervisor Lab	MSC	8	1	0	Police,
BAC Type II Update	MSC	2	30	0	MSHP, Police, Sheriff,
BAC Type II Update	MSC	2	15	0	MSHP, Police, Sheriff,
BAC Type II Update	MSC	2	15	0	MSHP, Police, Sheriff, Prosecuting Attorney,
BAC Type II Update	MSC	2	23	0	MSHP, Police, Sheriff,
BAC Type II Update	MSC	2	7	0	MSHP, Police, Sheriff,
BAC Type II Update	MSC	2	15	0	Police, Sheriff, MoDOT,
BAC Type II Update	MSC	2	23	0	MSHP, Police, Sheriff,
BAC Type II Update	MSC	2	12	0	MSHP, Police, Sheriff,
BAC Type II Update	MSC	2	24	0	MSHP, Police, Sheriff,
BAC Type III Operator	Missouri Southern State University	12	15	12	Police, Sheriff,
BAC Type III Operator	MSC	4	12	0	Police, Sheriff,
BAC Type III Operator	MSHP Law Enforcement Academy	59	21	0	MSHP,
BAC Type III Operator	MSC	8	6	0	Police,
BAC Type III Operator	MSC	8	10	0	Police,
BAC Type III Operator	Missouri Southern State University	12	11	12	Police, Sheriff,
BAC Type III Operator	MSC	4	1	0	Police,
BAC Type III Operator	MSC	4	2	0	Police,
BAC Type III Operator	MSC	4	9	0	Other, Police, Sheriff, Park Rangers,
BAC Type III Operator	MSC	4	3	0	Other, Police,
BAC Type III Operator	MSC	4	11	0	Sheriff,
BAC Type III Operator	MSC	4	11	0	Sheriff,
BAC Type III Operator Lab	MSC	4	12	0	Police, Sheriff,
BAC Type III Operator Lab	MSC	4	12	0	Police, Sheriff,
BAC Type III Operator Lab	MSC	4	10	0	Police,
BAC Type III Operator Lab	MSC	4	4	0	Police,
BAC Type III Operator Lab	MSC	4	6	0	Police,
BAC Type III Operator Lab	MSC	4	6	0	Police,
BAC Type III Operator Lab	MSC	4	1	0	Police,
BAC Type III Operator Lab	MSC	4	2	0	Police,
BAC Type III Operator Lab	MSC	4	11	0	Sheriff,
BAC Type III Operator Lab	MSC	4	6	0	Other, Police, Sheriff, Park Rangers,
BAC Type III Operator Lab	MSC	4	3	0	Police,
BAC Type III Operator Lab	MSC	4	11	0	Sheriff,
Basic Crash Investigation	MSHP Law Enforcement Academy	37	29	31	Other, Police, Sheriff,
Beyond the Ticket	Missouri Southern State University	8	12	8	Police, Sheriff,
CPS Certification Course	MoDOT	264	110	0	
CPS Renewal Course	MoDOT	36	48	6	

Crash Investigation I	MSHP Law Enforcement Academy	68	21	0	MSHP,
Crash Investigation I	MSHP Law Enforcement Academy	68	31	0	MSHP,
DRE Training	MSHP Law Enforcement Academy	80	9	72	MSHP, Police,
DRE Training	MSHP Law Enforcement Academy	80	10	72	MSHP, Police, Sheriff,
DRE Training	MSHP Law Enforcement Academy	80	10	72	MSHP, Police, Sheriff,
DRE Training	MSHP Law Enforcement Academy	40	4	40	MSHP, Other, Police, Sheriff,
DRE Training	MSC	30	9	0	MSHP, Police, Sheriff,
DRE Training	MSC	32	10	0	MSHP, Police, Sheriff,
DWI Bootcamp	MOPS	6	13	6	MSHP, Police, Sheriff,
DWI Bootcamp	MOPS	6	17	6	Police, Sheriff,
DWI/DRE Traffic Safety Conference	MOPS	12.9	115	12.9	MSHP, Police, Sheriff, State Agency, University, Prosecuting Attorney,
EVOC	MSHP Law Enforcement Academy	40	15	42	Other, Police, Sheriff,
EVOC	MSHP Law Enforcement Academy	42	21	0	MSHP,
EVOC Instructor	MSHP Law Enforcement Academy	42	13	40	MSHP, Other, Police,
EVOC Instructor	MSHP Law Enforcement Academy	40	10	40	Other,
Missouri Motor Vehicle Law	Missouri Southern State University	8	7	8	Police, Sheriff,
Missouri Motor Vehicle Law	Missouri Motor Vehicle Law	8	5	8	Other, Police, Sheriff,
MOPS	Traffic Stops and Vehicle Searches	6	17	6	MSHP, Police, Sheriff,
MOPS	Drugged Driving 101	6	13	6	Police, Sheriff, State Agency,
MOPS	Law Enforcement Blood Draw	3	21	3	Police, Sheriff, Park Rangers,
MOPS	Jury Selection: It Is The Trial	1.5	42	1.8	Prosecuting Attorney,
MOPS	Trying a DWI Case with Low or No BAC	1	169	1	MSHP, Non-Profit, Other, Police, Sheriff, MoDOT, Prosecuting Attorney,
MOPS	Marijuana Minutes, Part 1	1.5	49	1.5	MSHP, Other, Police, Sheriff, MoDOT, Prosecuting Attorney, Park Rangers,
MOPS	Marijuana Minutes, Part 2	1.5	46	1.5	MSHP, Other, Police, Sheriff, Prosecuting Attorney,
MOPS	Marijuana Minutes, Part 3	1.5	61	1.5	MSHP, Other, Police, Sheriff, Prosecuting Attorney, Park Rangers,
MOPS	Trial Techniques in DWI Cases	1.5	50	1.5	Prosecuting Attorney,
MOPS	Proving Criminal Negligence in Fatal or Injury DWI	1	84	1	MSHP, Other, Police, Sheriff, Prosecuting Attorney, Court Staff,
MOPS	Prosecuting Civil DWI Refusals	1	27	1	Sheriff, State Agency, Prosecuting Attorney,
MOPS	Defending the Blood Test Result	1.5	52	0	MSHP, Police, Sheriff, Prosecuting Attorney,

MOPS	Search Warrants and Blood Draws	1	118	1	MSHP, Police, Sheriff, University, Prosecuting Attorney, Park Rangers,
MOPS	Jury Selection for the Marijuana DWI	1.5	64	1.5	Prosecuting Attorney,
MOPS	Ethically Working with Victims in ID Cases	1	28	1	MSHP, Prosecuting Attorney,
MOPS	Traffic Stops and Vehicle Searches	6	32	6	MSHP, Police, Sheriff, Prosecuting Attorney, Park Rangers,
MOPS	Criminal Crash Investigations	6	15	6	Police, Prosecuting Attorney,
MOPS	Marijuana Minutes	6	22	6	Police, Sheriff, Park Rangers,
MOPS	Traffic Stops and Vehicle Searches	6	26	6	Police, Sheriff, Prosecuting Attorney, Park Rangers,
MOPS	Marijuana Minutes	6	18	6	MSHP,
MOPS	Marijuana Minutes	6	26	6	Police, Sheriff, Prosecuting Attorney,
MOPS	Traffic Stops and Vehicle Searches	6	31	6	Police,
MOPS	Criminal Crash Investigations	6	14	6	Police, Prosecuting Attorney,
MOPS	Law Enforcement Blood Draw	3	14	3	MSHP, Police,
MOPS	Marijuana Minutes	6	13	6	MSHP, Police, Sheriff, Prosecuting Attorney,
MOPS	Traffic Stops and Vehicle Searches	6	17	6	Police, Sheriff, Prosecuting Attorney,
MOPS	Traffic Stops and Vehicle Searches	6	16	6	MSHP, Police, Sheriff, Prosecuting Attorney,
MOPS	Traffic Stops and Vehicle Searches	6	14	6	MSHP, Police, Sheriff,
MOPS	Marijuana Minutes	6	17	6	MSHP, Police, Sheriff, Prosecuting Attorney,
MOPS	Law Enforcement Blood Draw	3	17	3	MSHP, Other, Police, Sheriff, Prosecuting Attorney,
MOPS	Drugged Driving 101	6	20	6	Police,
MOPS	Drugged Driving 101	6	23	6	MSHP, Police, Sheriff, Training Academy,
MOPS	Traffic Stops and Vehicle Searches	6	33	6	MSHP, Police, Sheriff, Prosecuting Attorney, Park Rangers,
MOPS	Marijuana Minutes	6	27	6	MSHP, Police, Sheriff, Prosecuting Attorney,
MOPS	Traffic Stops and Vehicle Searches	6	36	6	MSHP, Police, Sheriff, Prosecuting Attorney,
MOPS	Marijuana Minutes	6	47	6	Other, Police, Sheriff, Prosecuting Attorney, Probation and Parole,
MOPS	Marijuana Minutes	6	131	6	MSHP, Police, Sheriff, Prosecuting Attorney, Court Staff, Probation and Parole, Park Rangers,
MOPS	Marijuana Minutes	6	102	6	MSHP, Non-Profit, Police, Sheriff, Prosecuting Attorney, Court Staff, Probation and Parole, Medical Facility,

MOPS	Traffic Stops and Vehicle Searches	6	9	6	Police,
MOPS	Marijuana Minutes	6	12	6	Police,
MOPS	Traffic Stops and Vehicle Searches	6	9	6	MSHP, Police, Sheriff,
Older Driver	Kassie Campbell	1	25	0	
Older Driver	Kassie Campbell	1	30	0	
Older Driver	Kassie Campbell	1	23	0	
Older Driver	Kassie Campbell	1	3	0	
Older Driver	Kassie Campbell	1	100	0	
Older Driver	Kassie Campbell	1	25	0	
Older Driver	Kassie Campbell	1	22	0	
Older Driver	Kassie Campbell	1	9	0	
Other	Missouri Southern State University	8	15	8	Police, Sheriff,
Other	Missouri Safety Center/St Louis County Academy	404	101	404	
Other	Missouri Southern State University	8	16	8	Police,
Radar and Laser Instructor	MSHP Law Enforcement Academy	32	10	29	MSHP, Police, Sheriff,
Radar and Laser Operator	MSHP Law Enforcement Academy	24	21	0	MSHP,
Radar and Laser Operator	MSHP Law Enforcement Academy	24	31	0	MSHP,
SFST 24-Hour	MSC	24	6	0	Police,
SFST 24-Hour	MSC	24	11	0	Police,
SFST 24-Hour	MSC	24	3	0	Police,
SFST Instructor	MSHP Law Enforcement Academy	40	9	40	MSHP, Police, Sheriff,
SFST Update	Missouri Southern State University	8	5	8	Police,
SFST Update	MSC	8	18	0	Police, Sheriff,
SFST Update	MSC	4	9	0	Police,
SFST Update	MSC	4	12	0	Police,
SFST Update	MSC	4	9	0	Police,
SFST Update	MSC	8	12	0	Police, Sheriff,
SFST Update	MSC	8	8	0	Police, Sheriff,
SFST Update	Missouri Southern State University	8	8	8	Police,
ThinkFirst		1	23	0	
ThinkFirst		1	28	0	
ThinkFirst		1	40	0	
ThinkFirst		1	50	0	
ThinkFirst		1	32	0	
ThinkFirst		1	8	0	
ThinkFirst		1	23	0	
ThinkFirst		1	39	0	
ThinkFirst		1	400	0	High School,
ThinkFirst		1	370	0	Elem School,
ThinkFirst		2	31	0	
ThinkFirst		5	200	0	High School,
ThinkFirst		1	560	0	Elem School,
ThinkFirst		1	0	0	Safe Community,
ThinkFirst		1	75	0	
ThinkFirst		1	55	0	High School,
ThinkFirst		1	50	0	
ThinkFirst		1	30	0	
ThinkFirst		1	27	0	

ThinkFirst		4	100	0	High School,
ThinkFirst		1	50	0	Elem School,
ThinkFirst		1	100	0	Elem School,
ThinkFirst		2	65	0	High School,
ThinkFirst		1	30	0	
ThinkFirst		1	570	0	High School,
ThinkFirst		1	0	0	Safe Community,
ThinkFirst		0	200	0	
ThinkFirst		5	200	0	
ThinkFirst		1	70	0	
ThinkFirst		1	65	0	
ThinkFirst		1	35	0	
ThinkFirst		1	125	0	
ThinkFirst		1	8	0	
ThinkFirst		1	20	0	
ThinkFirst		1	17	0	
ThinkFirst		4	50	0	High School,
ThinkFirst		3	95	0	High School,
ThinkFirst		1	430	0	Elem School,
ThinkFirst		1	40	0	
ThinkFirst		1	33	0	High School,
ThinkFirst		1	39	0	Safe Community,
ThinkFirst		1	320	0	
ThinkFirst		1	300	0	Elem School,
ThinkFirst		1	294	0	Elem School,
ThinkFirst		1	250	0	
ThinkFirst		1	15	0	
ThinkFirst		1	6	0	Safe Community,
ThinkFirst		1	5	0	High School,
ThinkFirst		1	20	0	Safe Community,
ThinkFirst		1	50	0	Other,
ThinkFirst		1	125	0	High School,
ThinkFirst		1	12	0	
ThinkFirst		1	60	0	
ThinkFirst		2	200	0	Elem School,
ThinkFirst		3	426	0	Elem School,
ThinkFirst		1	8	0	Safe Community,
ThinkFirst		1	360	0	Elem School,
ThinkFirst		1	40	0	Training Academy,
ThinkFirst		1	4	0	
ThinkFirst		1	46	0	
ThinkFirst		2	66	0	
ThinkFirst		3	100	0	High School,
ThinkFirst		1	250	0	High School,
ThinkFirst		1	490	0	High School,
ThinkFirst		2	550	0	Elem School,
ThinkFirst		2	290	0	Elem School,
ThinkFirst		1	500	0	Elem School,
ThinkFirst		1	450	0	High School,
ThinkFirst		2	300	0	Elem School,
ThinkFirst		1	19	0	Safe Community,
ThinkFirst		1	200	0	
ThinkFirst		1	5	0	
ThinkFirst		1	70	0	
ThinkFirst		1	35	0	
ThinkFirst		5	80	0	High School,
ThinkFirst		1	11	0	Safe Community,
ThinkFirst		1	80	0	High School,
ThinkFirst		1	5	0	Safe Community,



ThinkFirst		1	350	0	High School,
ThinkFirst		1	85	0	High School,
ThinkFirst		5	72	0	High School,
ThinkFirst		1	130	0	High School,
ThinkFirst		1	30	0	
ThinkFirst		1	37	0	
ThinkFirst		1	60	0	
ThinkFirst		3	150	0	High School,
ThinkFirst		1	190	0	
ThinkFirst		6	1200	0	Safe Community,
ThinkFirst		1	200	0	High School,
ThinkFirst		1	675	0	High School,
ThinkFirst		1	200	0	High School,
ThinkFirst		1	300	0	High School,
ThinkFirst		2	320	0	Elem School,
ThinkFirst		1	85	0	City Government,
ThinkFirst		1	200	0	High School,
ThinkFirst		1	420	0	Elem School,
ThinkFirst		1	150	0	High School,
ThinkFirst		1	24	0	
ThinkFirst		1	30	0	
ThinkFirst		1	15	0	Safe Community,
ThinkFirst		1	6	0	Safe Community,
ThinkFirst		1	500	0	High School,
ThinkFirst		5	165	0	High School,
ThinkFirst		1	25	0	Training Academy,
ThinkFirst		1	37	0	
ThinkFirst		1	20	0	
ThinkFirst		1	85	0	Public Works,
ThinkFirst		1	25	0	Safe Community,
ThinkFirst		1	12	0	MoDOT,
ThinkFirst		1	150	0	
ThinkFirst		1	21	0	Safe Community,
ThinkFirst		1	15	0	Safe Community,
ThinkFirst		1	170	0	High School,
ThinkFirst		1	40	0	
ThinkFirst		1	340	0	High School,
ThinkFirst		1	300	0	High School,
ThinkFirst		1	45	0	Public Works,
ThinkFirst		1	175	0	High School,
ThinkFirst		1	28	0	
ThinkFirst		1	14	0	Safe Community,
ThinkFirst		1	6	0	
ThinkFirst		1	28	0	Safe Community,
ThinkFirst		3	85	0	
ThinkFirst		1	15	0	
ThinkFirst-Traffic Offenders		1	27	0	
ThinkFirst-Traffic Offenders		1	28	0	
ThinkFirst-Traffic Offenders		1	24	0	
ThinkFirst-Traffic Offenders		1	19	0	
ThinkFirst-Traffic Offenders		1	17	0	
ThinkFirst-Traffic Offenders		1	19	0	

ThinkFirst-Traffic Offenders		4	26	0	Safe Community,
ThinkFirst-Traffic Offenders		4	27	0	Safe Community,
ThinkFirst-Traffic Offenders		2	24	0	Safe Community,
Vehicle Search and Seizure	Missouri Southern State University	8	14	8	Police, Sheriff,
Vehicle Search and Seizure	Missouri Southern State University	8	7	8	Police, Sheriff,