



MISSOURI'S  
ANNUAL  
PERFORMANCE  
**REPORT**  
**2016**

---

MoDOT  
Traffic and  
Highway Safety

# ANNUAL REPORT FEDERAL FISCAL YEAR 2016

PREPARED BY - MISSOURI HIGHWAY SAFETY OFFICE  
(TRAFFIC AND HIGHWAY SAFETY DIVISION)

---

WILLIAM WHITFIELD, JR. ....DIRECTOR  
SCOTT JONES .....PROGRAM ADMINISTRATOR  
JEREMY HODGES .....COMMERCIAL MOTOR VEHICLE PROGRAM MANAGER  
MARCUS HOLMES .....LAW ENFORCEMENT PROGRAM MANAGER  
MANDY KLIETHERMES .....LAW ENFORCEMENT PROGRAM MANAGER  
MIKE STAPP .....LAW ENFORCEMENT PROGRAM MANAGER  
JACKIE ROGERS .....IMPAIRED DRIVING & ELDER DRIVER PROGRAM MANAGER  
CARRIE WOLKEN .....CHILD PASSENGER SAFETY & BIKE/PEDESTRIAN PROGRAM MANAGER  
KACEY BUSCHJOST .....TEEN PROGRAM MANAGER  
BRENDA AHLERS .....OFFICE MANAGER  
DARLA STUMPE .....DATA SUPPORT  
DAWN HASLAG .....LAYOUT & DATA SUPPORT



1	INTRODUCTION TO THE MISSOURI HIGHWAY SAFETY OFFICE
2	MISSOURI'S MISSION, GOAL & VISION
3-4	MISSOURI HIGHWAY SAFETY PROGRAM Guidelines, Purpose, Problem ID, Data Analysis, Strategies/Results, Program Evaluation and Internal Activities
5	MISSOURI'S EMPHASIS & FOCUS AREAS Emphasis Areas I - VI
6-13	SNAPSHOT OF MISSOURI STATISTICS
14-16	CORE OUTCOME MEASURES
17	HS GRANT PROJECT DISTRIBUTION MAP
18-21	MISSOURI CUSTOMER SURVEY
22-40	PROGRAM GOALS, RESULTS & ACTIVITIES
41-68	APPENDICES A-C A - HS 217 Financial Report B - Grantee Crash Statistical History C - Training Report

# TABLE OF CONTENTS

## INTRODUCTION

The MoDOT mission is to provide a world-class transportation experience that delights our customers and promotes a prosperous Missouri. The Traffic & Highway Safety Division (THSD), Highway Safety Office (HSO), works specifically to reduce the number and severity of traffic crashes resulting in deaths and injuries. This requires the staff to work closely with state and local agencies in an attempt to develop programs which are innovative, cost efficient and, above all, effective in saving lives. This is accomplished through development and administration of the Governor's Highway Safety Program.

The National Highway Traffic Safety Administration indicates more than 94 percent of all traffic crashes are the result of human error. Operating a motor vehicle requires 100 percent of our attention. The motoring public must accept and take responsibility for their actions and adopt the mindset that the best way to prevent a crash is to do everything possible to avoid the crash. The multidisciplinary approach of education, engineering, enforcement and emergency response is critical to the success of the Highway Safety Offices' goal of reducing the number and severity of traffic crashes resulting in deaths and injuries.

The work required to reduce deaths and serious injuries on our roadways is not an easy job. Missouri has seen a 31 percent reduction in fatalities since 2005 when 1,257 people lost their lives due to traffic crashes. Beginning in 2011, these fatality reductions began to plateau. In 2015, Missouri as well as the rest of the nation experienced an increase in fatalities and this trend continues in 2016. This means we must refocus and work harder to reverse any upward trend resulting in lives lost.

This task takes a concerted effort from numerous individuals and groups. We strive to incorporate involvement from both traditional and non-traditional partners in our safety endeavors. Expanded partnerships enable us to reach a broader base of customers with the life-saving messages of traffic safety.

The accomplishments noted in this report would not have occurred without the dedication and foresight of the staff of the Office of Highway Safety. In addition, the Missouri State Highway Patrol, Statistical Analysis Center; University of Central Missouri, Missouri Safety Center; Health and Safety Councils; the Missouri Coalition for Roadway Safety; Missouri Safe Communities; Missouri Advocates for Traffic Safety; Law Enforcement Traffic Safety Advisory Council (LETSAC); local and county law enforcement agencies, Region 7, National Highway Traffic Safety Administration (NHTSA) and many others continually provided assistance and helped expand our creativity and scope.



## MISSION, VISION & GOAL

### GOAL

700 or fewer fatalities by 2016



### VISION

Continuously  
Moving  
Missouri  
Toward Zero  
Deaths

### MISSION

To make travel on Missouri's roadways safer through a partnership of committed local, state, federal, public and private organizations.

# MISSOURI HIGHWAY SAFETY PROGRAM

## DATA ANALYSIS

An annual Highway Safety Plan (HSP) is developed by the HSO utilizing statewide traffic crash data. The Missouri State Highway Patrol serves as the central repository for all traffic crash data in the state. The Safety Section of MoDOT's Traffic and Highway Safety Division analyzes that data to compile statistics on fatalities and serious injuries. Three years' worth of crash statistics are compiled to provide a more representative sampling, thereby more effectively normalizing the data. Missouri uses comprehensive data sources which include: Statewide Traffic Accident Record System (STARS) and Traffic Management System (TMS). The data presented in this report represent calendar year 2015, as 2016 data is not complete, depending on the section; the data could be extracted from State (STARS) or Federal (FARS) data sources.

## GUIDELINES

In the State of Missouri, the state highway safety program is administered through the Highway Safety Office (HSO), a unit of the Traffic & Highway Safety Division, Missouri Department of Transportation. The Annual Report for the HSO covers those activities funded for the period October 1, 2015, through September 30, 2016. The structure of this report follows the guidelines set forth by the National Highway Traffic Safety Administration (NHTSA) and the Federal Highway Administration (FHWA) Order 960-2/7510.3A.

In the State of Missouri, the state highway safety program is administered through the Highway Safety Office (HSO), a unit of the Traffic & Highway Safety Division, Missouri Department of Transportation. The Annual Report for the HSO covers those activities funded for the period October 1, 2015, through September 30, 2016. The structure of this report follows the guidelines set forth by the National Highway Traffic Safety Administration (NHTSA) and the Federal Highway Administration (FHWA) Order 960-2/7510.3A.

## PURPOSE

The National Highway Safety Act of 1966 charges each Governor with the responsibility of establishing a state highway safety program. The goal of the HSO is to reduce both the number and severity of traffic crashes and the deaths and injuries resulting from these crashes.

## STRATEGIES

Missouri's target of 700 or fewer fatalities has been integrated into all key planning documents that include: Strategic Highway Safety Plan (SHSP), Missouri's Blueprint to Save More Lives (Blueprint); the Commercial Vehicle Safety Plan (CVSP); and the Highway Safety Plan and Performance Plan (HSP). The fatality reduction goal is also included in the Highway Safety Improvement Program (HSIP) Annual Report along with fatalities, fatality rates and serious injuries. Every effort is made to establish evidence based strategies that guide Missouri to meet this target.

## PROBLEM ID

Traffic crashes are, unfortunately, an accepted part of our mobile society. In 2015, there were 148,642 traffic crashes in Missouri. In these crashes, 870 people lost their lives and 53,890 persons were injured resulting in an economic loss to the state in excess of \$4.3 billion. Tragically, motor vehicle crashes are the leading cause of death for those aged 3-33.

State and local governmental agencies are solicited to assist in the development of countermeasure projects to address the traffic crash issues through the Missouri Coalition for Roadway Safety and Highway Safety Grant Funding. These projects are then compiled into a comprehensive traffic safety plan for the state. Federal funding to support the HSO is channeled to the state from the Section 402 Highway Safety Program within the U.S. Department of Transportation. In addition to 402 funding, Missouri also received Section 154 AL, 154 HE, and 405b, c, d, and f.



## SUCCESSES/ RESULTS

Since inception of the highway safety program in 1967, Missouri has

witnessed a drop in the vehicle death rate per 100 million vehicle miles traveled from 6.2 to 1.21 in 2015. However, during 2015, there was an increase of 103 fatalities from the previous year. Due to this increase, Missouri is beginning to see an increase in its three-year moving average as well. The new interim goal set by the Missouri Coalition for Roadway Safety is 700 or fewer fatalities by 2016 as we continue to move Toward Zero Deaths.

FARS Data	
Overall Crashes in 2013	- 139,285
Injuries in 2013	- 49,522
Deaths in 2013	- 757
Overall Crashes in 2014	- 137,448
Injuries in 2014	- 47,977
Deaths in 2014	- 766
Overall Crashes in 2015	- 148,642
Injuries in 2015	- 53,890
Deaths in 2015	- 869

have demonstrated best practices. These programs satisfy most, if not all, of the following criteria:

- They employ crash statistics to identify problem areas;
- They target high risk groups of individuals;
- They utilize knowledge & expertise of the local community to propose workable solutions;
- They apply varied resources from numerous sources;
- They are comprehensive in design; and
- They seek to modify behavior through effective enforcement, education, EMS and engineering.

## INTERNAL ACTIVITIES

In addition to administering programs that are funded through state and local government agencies, HSO staff mem-

bers participate in activities to further traffic safety within the state. These include, but aren't limited to:

- Production and distribution of traffic safety materials;
- Legislative tracking and review;
- Training presentations (child passenger safety, safety belts, law enforcement grant applications, traffic safety programs, legislation, youth issues, etc.);
- Exhibits (safety fairs, conferences, State Fair, employer programs, etc.)
- Press conferences & media events; and
- Federal, state and local committees/boards with like-minded missions.

## PROGRAM EVALUATION

Two types of evaluation methods are used to determine program effectiveness—administrative and impact. Administrative evaluations measure the operational efficiency of task activities relative to meeting the established goals and objectives of the project, including a Risk Assessment conducted prior to awarding a subgrantee a contract. Impact evaluations determine the extent to which the project was able to impact traffic crash involvement.

Included within this Annual Report are traffic safety countermeasure programs that

# successes & results

STRATEGY

guidelines

data analysis

purpose

internal activities

problem ID

program evaluation

# EMPHASIS & FOCUS AREAS

The Missouri Blueprint to Save More Lives addresses six emphasis and 25 focus areas. Only key strategies that provide the greatest likelihood of reducing roadway-related fatalities and serious injuries are included. Extensive data analysis and review of current research were used as a basis for strategy selection.

Strategies were developed for each of these focus areas that incorporated the 4 E's – education, enforcement, engineering, and emergency response as well as technology and public policy. All of these are also included in the Highway Safety Plan (HSP), which also addresses the areas of Public Information and Education, and Engineering.

The Emphasis Areas that the HSO and safety partners place focus on are below:

## Emphasis Area I / Serious Crash Types

### Focus Areas

- o Run-Off-Road Crashes
- o Horizontal Curve Crashes
- o Intersection Crashes
- o Collisions with Trees and Utility Poles
- o Head-On Crashes

## Emphasis Area II / High-Risk Drivers and Unrestrained Occupants

### Focus Areas

- o Aggressive Drivers
- o Unrestrained Drivers and Occupants
- o Distracted and Drowsy Drivers
- o Young Drivers (15 through 20 years of age)
- o Substance-Impaired Drivers
- o Unlicensed, Revoked or Suspended Drivers

## Emphasis Area III / Special Vehicles

### Focus Areas

- o Commercial Motor Vehicles (CMVs)
- o All-Terrain Vehicles (ATVs)
- o School Buses/School Bus Signals

## Emphasis Area IV / Vulnerable Roadway Users

### Focus Areas

- o Older Drivers (65 years of age or older)
- o Motorcyclists
- o Pedestrians
- o Bicyclists

## Emphasis Area V / Special Roadway Environments

### Focus Areas

- o Nighttime Driving
- o Work Zones
- o Highway / Rail Crossings
- o Traffic Incident Management Areas

## Emphasis Areas VI / Data and Data System Improvements

### Focus Areas

- o Data Collection
- o Data Accessibility
- o System Linkage





## SNAPSHOT OF MO STATISTICS BASED ON STARS

Since this report is directed toward modifying behavior so that safety will be the accepted norm, it stands to reason that we must identify and categorize those individuals who are making unsafe decisions and/or who are causing traffic crashes. It will be obvious to the reader that this document references targeted audiences or populations. The term “target audience” infers a population group that is overrepresented in a particular type of crash (e.g., drinking drivers) or is underrepresented in using safety devices (e.g., un-helmeted motorcyclists or unrestrained occupants). This terminology is in no way meant to profile certain populations by age,

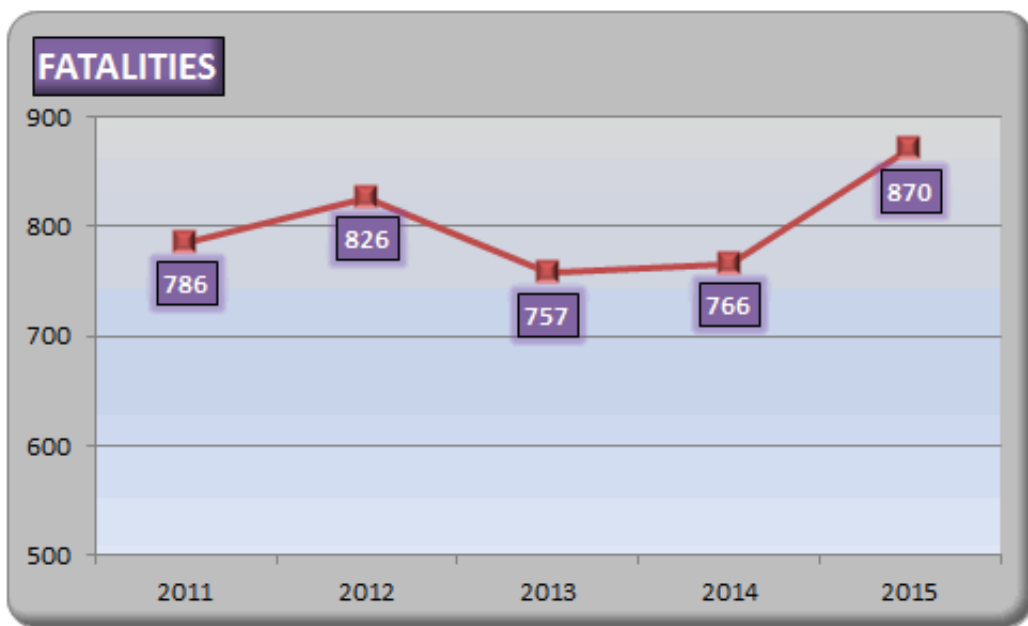
gender, race, or nationality. Rather, this is an accepted term to identify specific population groups that must be reached with our messages and our enforcement efforts if we are to reduce traffic crashes, prevent injuries and save lives.

This section gives an overall snapshot view of the fatalities occurring on Missouri roadways during the past 5 years allowing the reader to view the 5-year trend in fatalities for each program area. The remainder of the report uses one year's worth of crash statistics to provide a representative sampling.

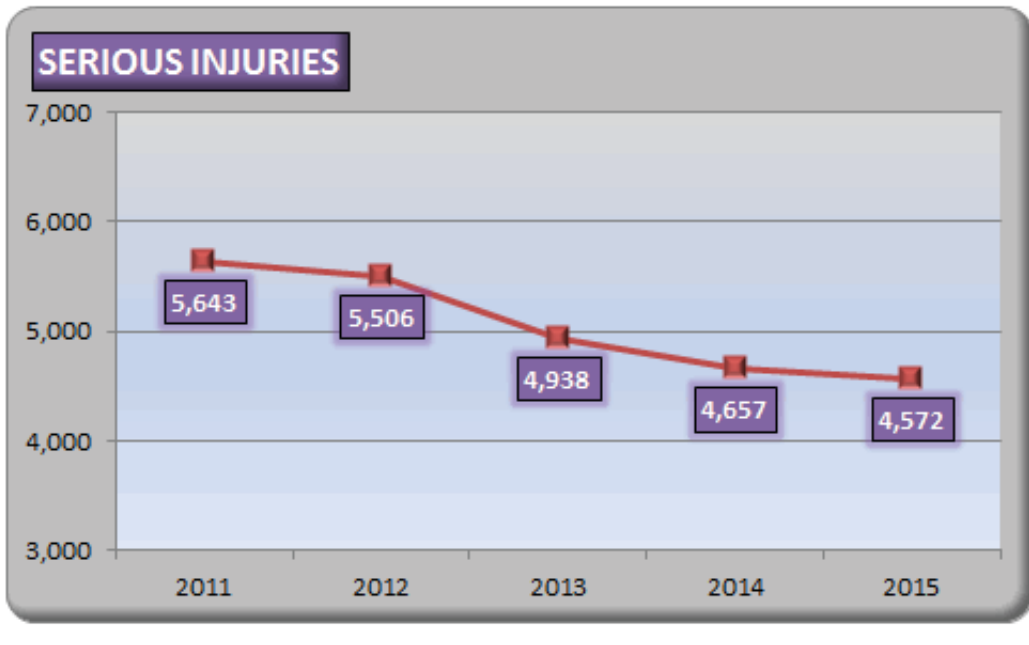
The data in this section utilizes state data only.

Overall/Fatalities/Serious Injuries - A substantial number of people continue to be killed and seriously injured on Missouri roadways and most of these traffic crashes are preventable.

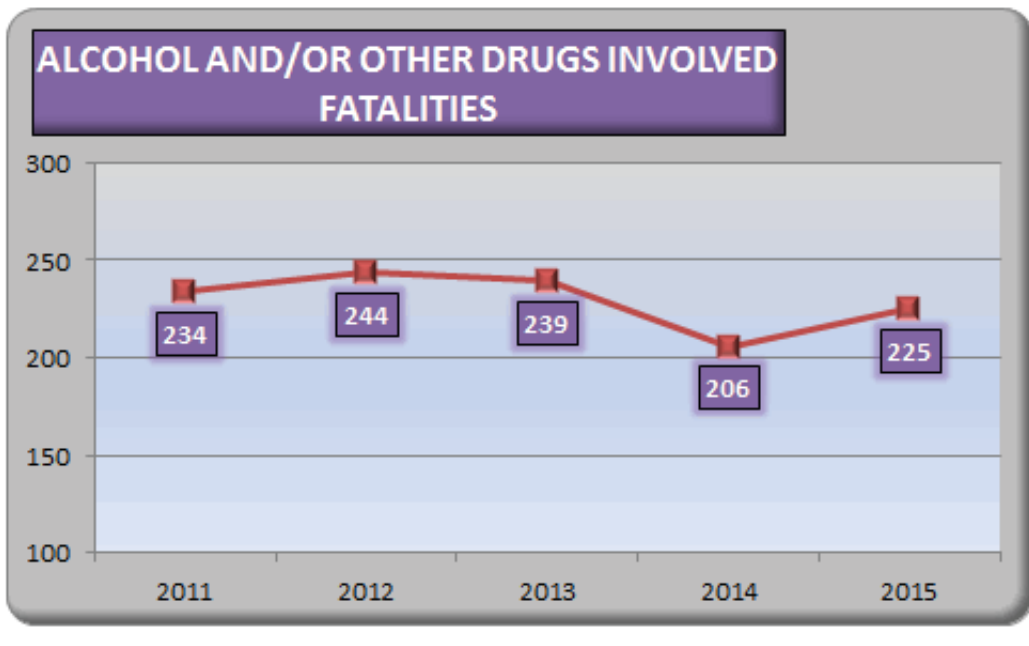
The graph below illustrates the number of fatalities on Missouri roadways from 2011-2015.



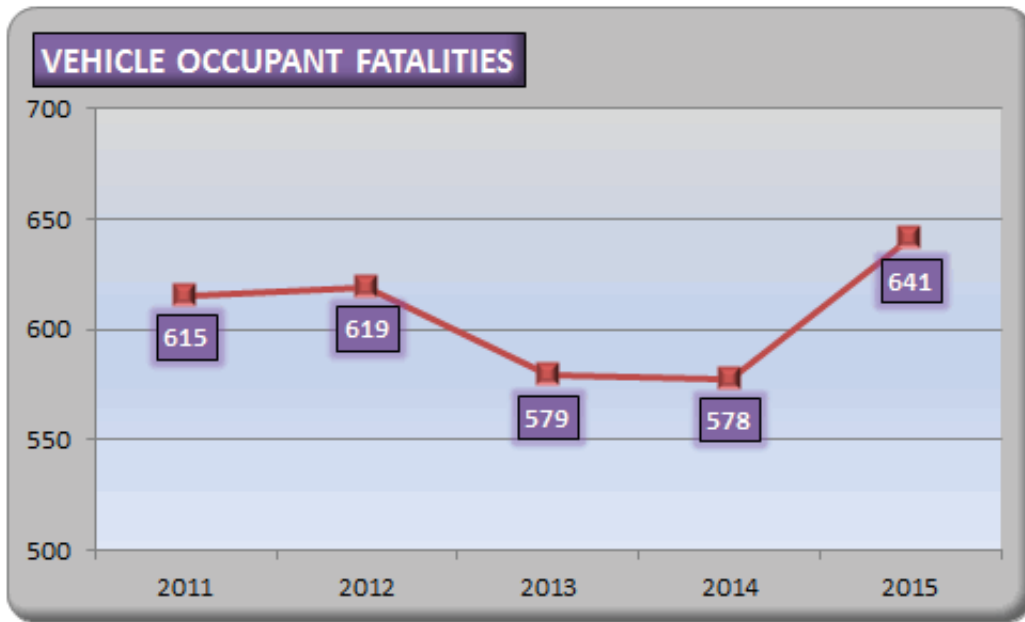
The graph below illustrates the number of serious injuries on Missouri roadways from 2011-2015.



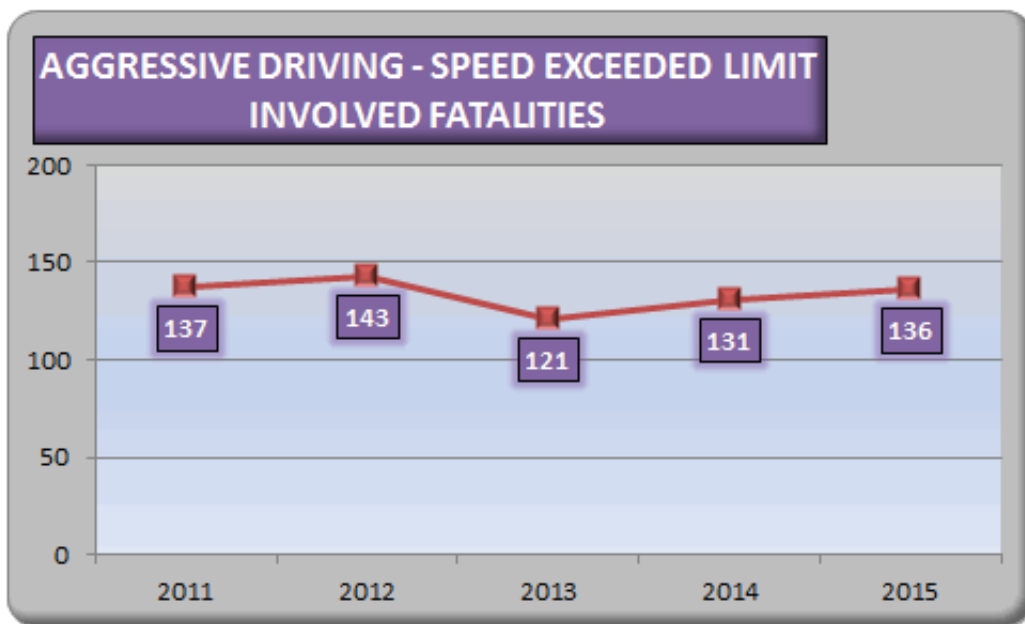
The graph below illustrates the number of fatalities on Missouri roadways from 2011-2015 due to the involvement of alcohol and drugs. Of the 1,148 people killed in alcohol and other drug-related traffic crashes, during this 5 year period, 71% were the substance-impaired driver/pedestrian/bicyclist and 29% were some other involved party.



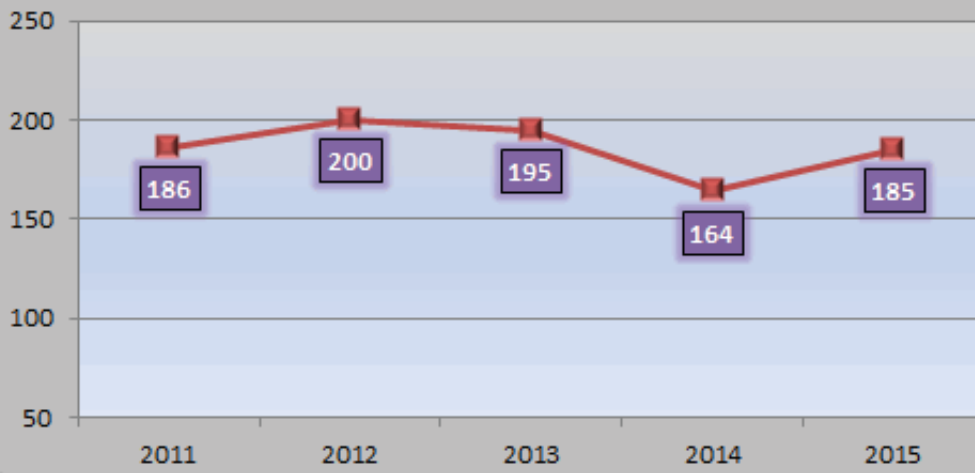
In known cases of those occupants killed who were totally ejected from the vehicle, 97% were not restrained and of those partially ejected, 91% were not restrained. Of the occupants killed who were not ejected from their vehicles, 50% were not restrained.



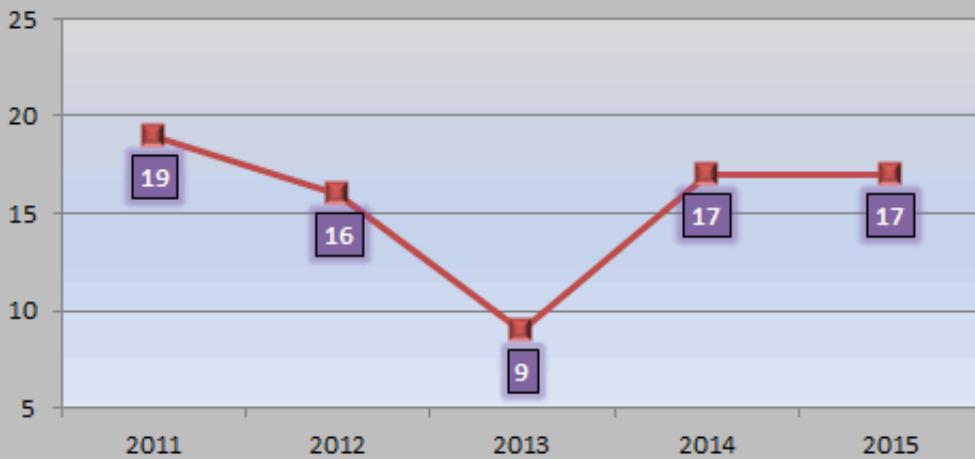
Aggressive Driving is a serious problem on Missouri's roadways and has contributed substantially to traffic crashes, especially crashes resulting in death. The following three graphs represent the number of fatalities on Missouri roadways due to the three forms of aggressive driving.



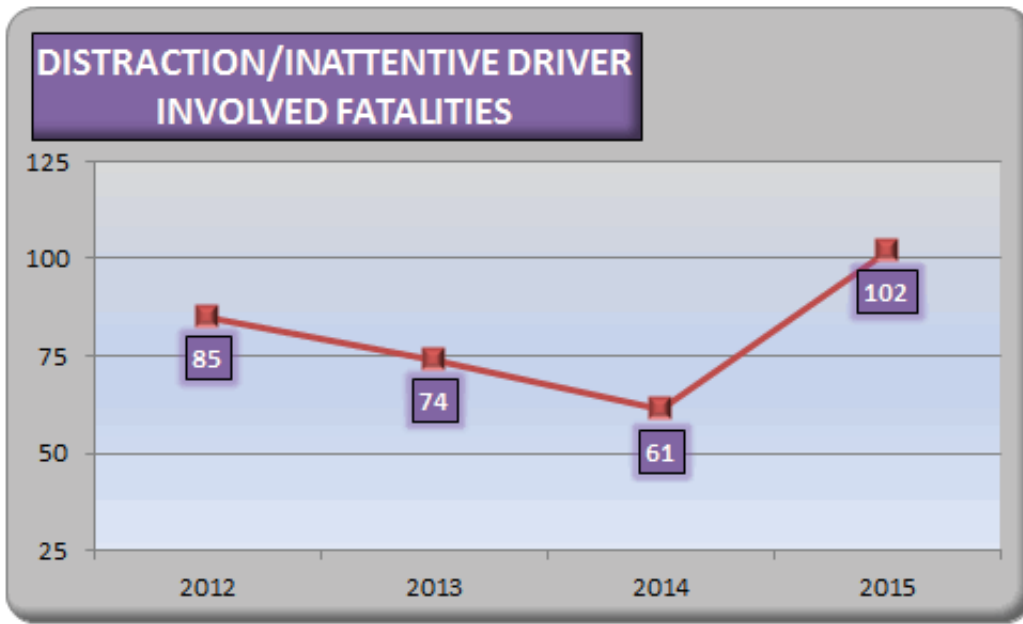
### AGGRESSIVE DRIVING- TOO FAST FOR CONDITIONS INVOLVED FATALITIES



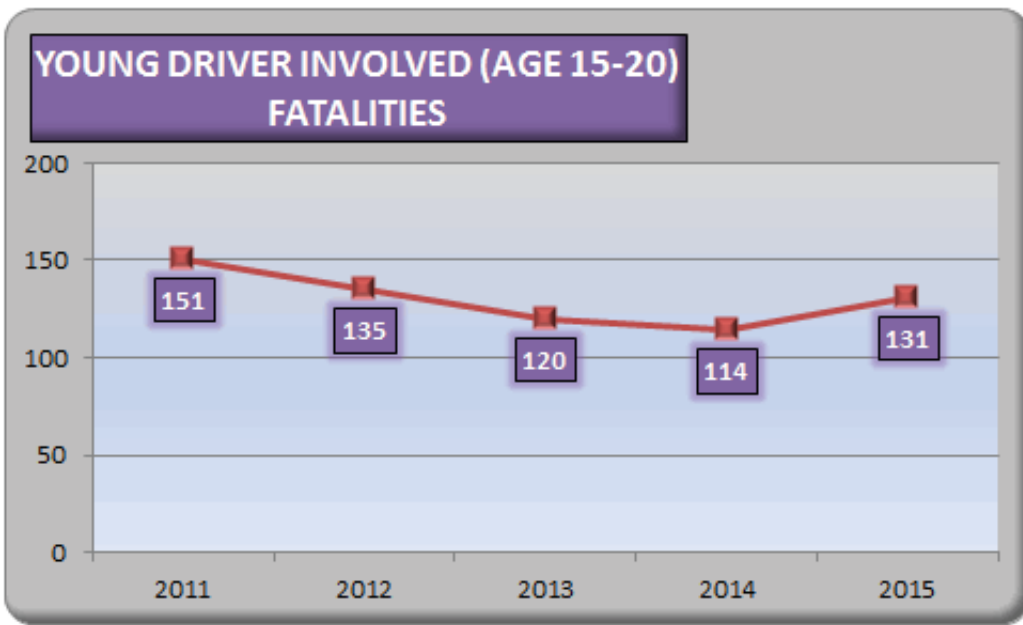
### AGGRESSIVE DRIVING - FOLLOWING TOO CLOSE INVOLVED FATALITIES



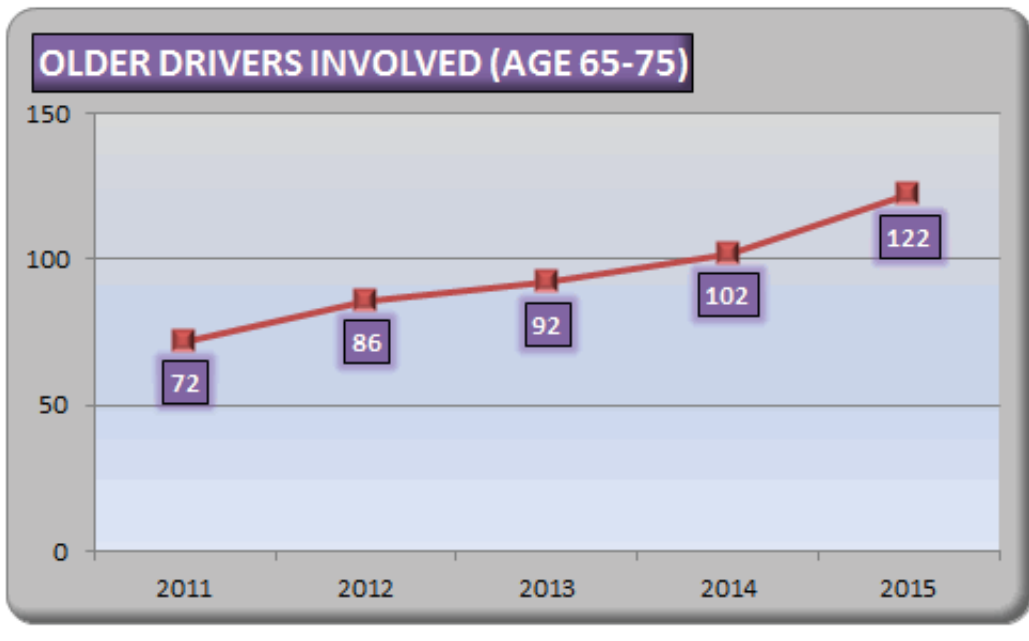
Approximately 38% of the distracted drivers involved in fatal car crashes in the last three years were between 15 and 30 years of age. The graph below illustrates all those killed in crashes involving a distracted/inattentive driver.



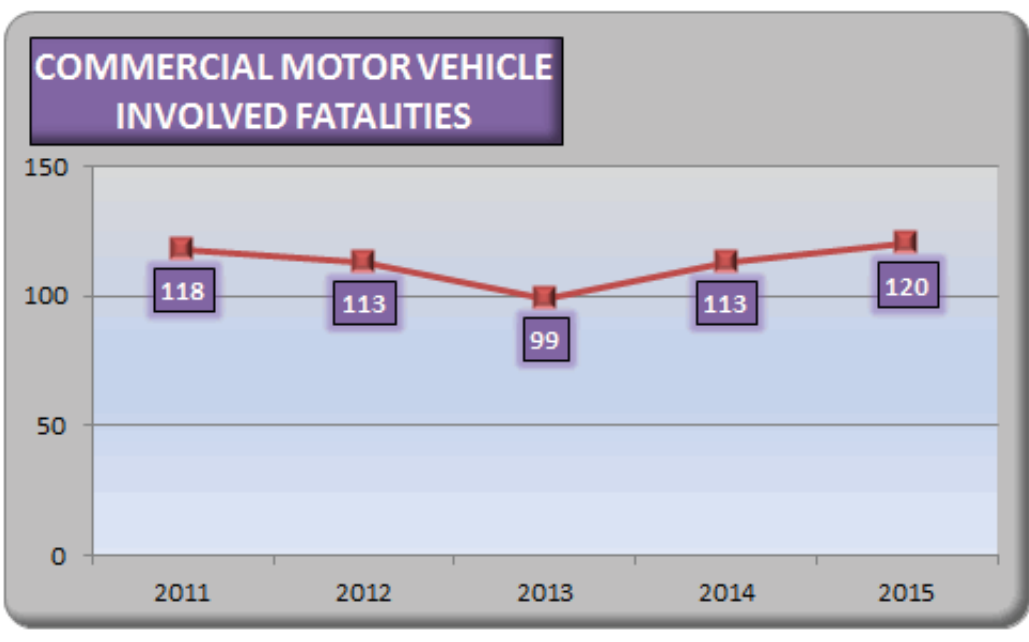
Of all 2011-2015 fatal and serious injury crashes in Missouri, 19% involved a young driver of a motor vehicle.



Of all 2011-2015 fatal and serious injury crashes in Missouri, 10% involved an older driver of a motor vehicle

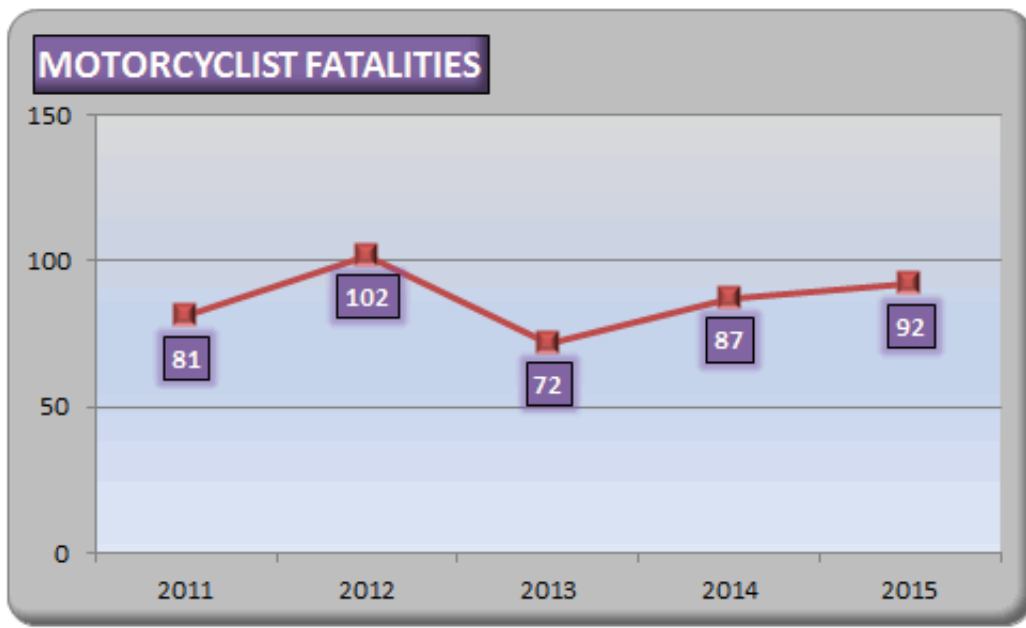


In 2011-2015, there were 705,803 traffic crashes in the state. In these crashes, 60,369 or 9% involved at least one commercial motor vehicle. Of the 3,662 fatal crashes, however, 506 or 14% involved at least one commercial motor vehicle. The graph below illustrates the number of fatalities in crashes involving a commercial motor vehicle.

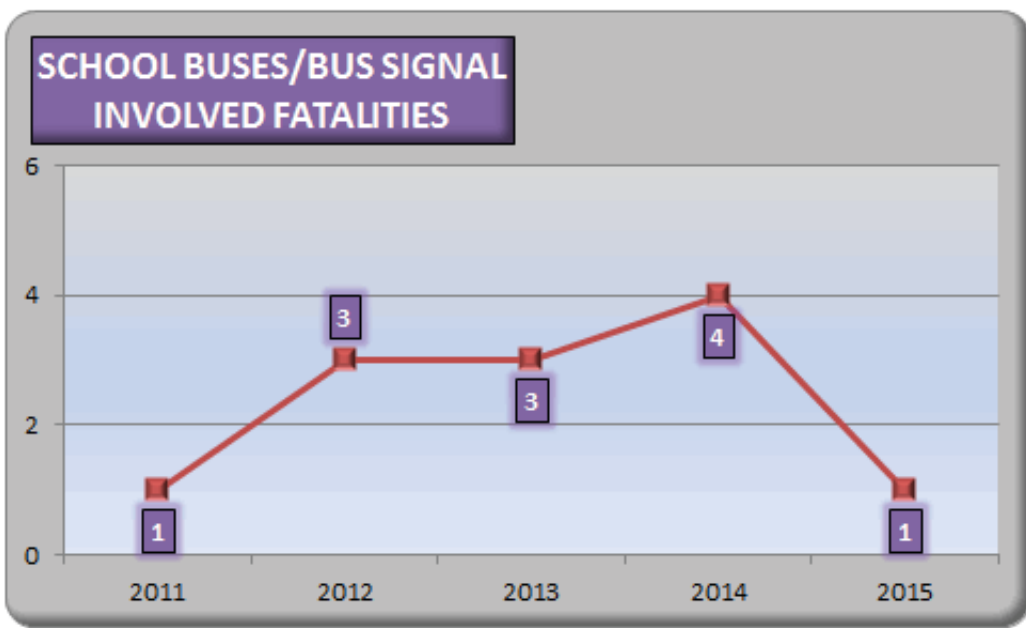




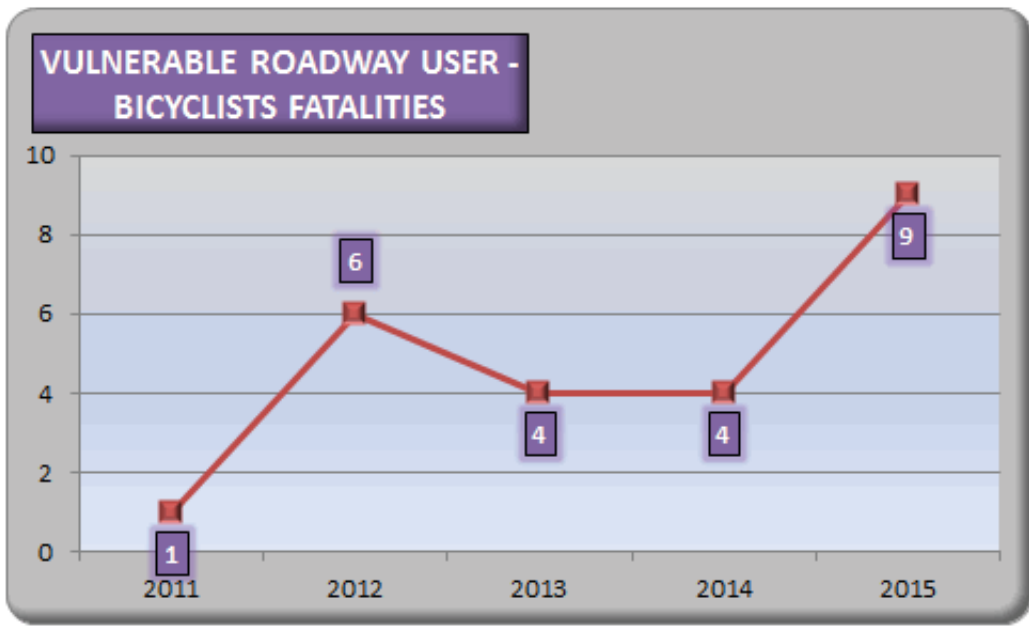
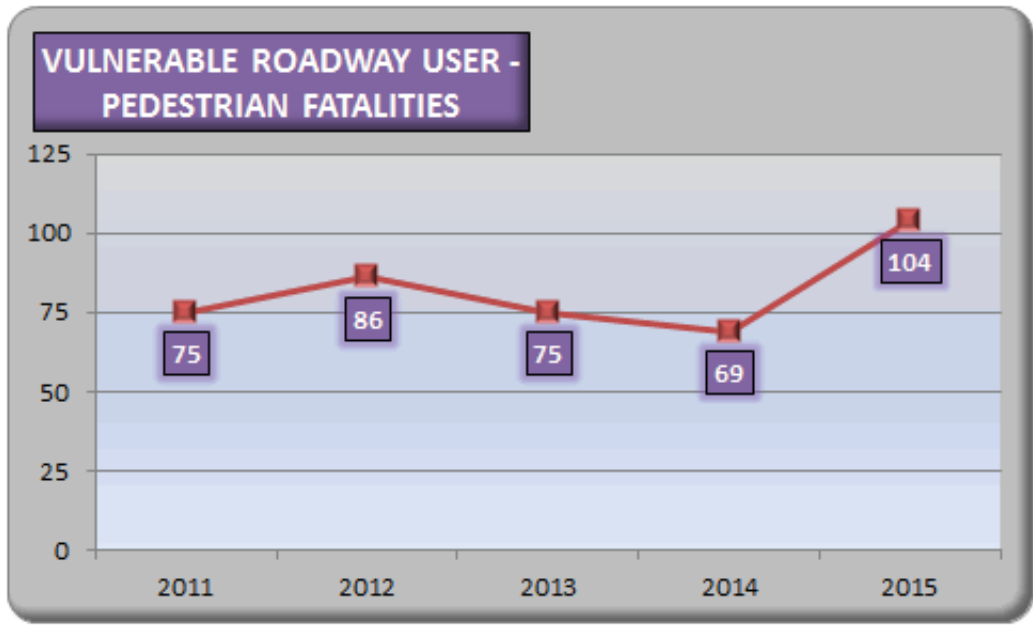
In most instances, motorcycle drivers and/or their passengers are the ones killed and seriously injured when they are involved in a traffic crash. The graph indicates the number of motorcyclists killed in roadway crashes.



Of the 12 persons killed during 2011-2015 in crashes involving school buses, two were pedestrians and 10 were some other person in the incident.



Pedestrians and bicyclists alike need to understand that they have primary responsibility for their own safety; however, the motor-ing public also has a responsibility to share the road in a safe manner with these vulnerable road users.



# CORE OUTCOME MEASURES

In addition to the Focus Areas, the HSO focuses on 15 Core Outcome Measures.

The National Highway Traffic Safety Administration (NHTSA) and the Governors Highway Safety Association (GHSA) have agreed on a minimum set of performance measures to be used by States and federal agencies in the development and implementation of behavioral highway safety plans and programs. An expert panel from NHTSA, State Highway Safety Offices, academic and research organizations, and other key groups assisted in developing the measures.\*

The initial minimum set contains 15 measures: 11 core outcome measures, one core behavior measure, and three activity measures. The measures cover the major areas common to State highway safety plans and use existing data systems. The following outlines the 15 performance measures which will be identified within their respective program areas.

\*Traffic Safety Performance Measures for States and Federal Agencies DOT HS 811 025, August 2008.



## C-1 FATALITIES

To decrease traffic fatalities from the expected 2012 calendar base year of 850 to 700 by December 31, 2016.

GOALS		
2013	2014	2015
813	775	738

RESULT: 869 for 2015 (FARS)

## C-2 SERIOUS INJURIES

To decrease serious traffic injuries from the 2012 calendar base year of 5,506 to 4,534 by December 31, 2016.

GOALS		
2013	2014	2015
5,266	5,020	4,781

RESULT: 4,572 for 2015 (STARS)

## C-3 FATALITIES/VMT

To decrease fatalities/VMT from the expected 2012 calendar base year of 1.2 to 1.0 by December 31, 2016.

RESULT: Total: 1.21 for 2015 (FARS)  
 Rural: 1.69 for 2015 (FARS)  
 Urban: 0.87 for 2015 (FARS)

### C-4 UNRESTRAINED PASSENGER VEHICLE OCCUPANT FATALITIES

To decrease unrestrained passenger vehicle occupant fatalities in all seating positions from the 2012 calendar base year of 396 to 326 by December 31, 2016.

GOALS		
2013	2014	2015
379	361	344

RESULT: 356 for 2015 (FARS)

### C-5 ALCOHOL-IMPAIRED DRIVING FATALITIES

To decrease fatalities involving drivers with a .08 BAC or greater from the 2012 calendar base year of 280 to 230 by December 31, 2016.

GOALS		
2013	2014	2015
267	255	243

RESULT: 224 for 2015 (FARS)

### C-6 SPEEDING RELATED FATALITIES

To decrease speeding-related fatalities from the 2012 calendar base year of 313 to 258 by December 31, 2016.

GOALS		
2013	2014	2015
299	285	272

RESULT: 310 for 2015 (FARS)

### C-7 MOTORCYCLIST FATALITIES

To decrease motorcyclist fatalities from the 2012 calendar base year of 102 to 84 by December 31, 2016.

GOALS		
2013	2014	2015
98	93	89

RESULT: 97 for 2015 (FARS)

### C-8 UNHELMETED MOTORCYCLIST FATALITIES

To decrease unhelmeted motorcyclist fatalities from the 2012 calendar base year of 26 to 21 by December 31, 2016.

GOALS		
2013	2014	2015
25	24	22

RESULT: 7 for 2015 (FARS)

### C-9 DRIVERS AGED 20 OR YOUNGER INVOLVED IN FATAL CRASHES

To decrease drivers age 20 or younger involved fatalities from the 2012 calendar base year of 135 to 111 by December 31, 2016.

GOALS		
2013	2014	2015
129	123	117

RESULT: 123 for 2015 (FARS)

## C-10 PEDESTRIAN FATALITIES

To decrease pedestrian fatalities from the 2012 calendar base year of 86 to 71 by December 31, 2016.

GOALS		
2013	2014	2015
82	78	75

RESULT: 104 for 2015 (FARS)

## C-11 BICYCLIST FATALITIES

To decrease bicyclist fatalities from the 2012 calendar base year of 6 to 4 by December 31, 2016.

GOALS		
2013	2014	2015
6	5	5

RESULT: 9 for 2015 (FARS)

## CORE BEHAVIOR MEASURE

### B-1 OBSERVED BELT USAGE

To increase statewide observed seat belt use of front seat outboard occupants in passenger vehicles 1% annually from the 2013 calendar base year average usage rate of 80% to 83% by December 31, 2016.

GOALS		
2014	2015	2016
81%	82%	83%

RESULT: 81% for 2016

## ACTIVITY MEASURE

### A-1 NUMBER OF SEAT BELT CITATIONS ISSUED DURING GRANT FUNDED ENFORCEMENT ACTIVITY

RESULT: 32,409 in FY2016

### A-2 NUMBER OF IMPAIRED DRIVING ARRESTS

To increase the number of substance-impaired driving arrests made during grant funded enforcement activities by .25 percent annually from the 2011-2013 calendar base year average of 7,975 to 8,035 by December 31, 2016.

2014	2015	2016
7,995	8,015	8,035

RESULT: 2014-2016 average 6,846  
8,047 in FY2016

### A-3 NUMBER OF SPEEDING CITATIONS ISSUED DURING GRANT FUNDED ENFORCEMENT ACTIVITY

RESULT: 83,899 in FY2016



# Highway Safety Grant Project Distribution 2016

The HSO provides grant funding to external partners and law enforcement agencies to enhance the efforts of reducing fatalities and serious injuries on Missouri's roadways. This map represents the number of grant contracts per county awarded through the HSO and law enforcement mobilization campaigns.







Missouri conducts an annual telephone survey to adult Missouri drivers to capture their current attitudes and awareness concerning impaired driving, seat belt use and speeding. Heartland Market Research LLC was selected for this project and surveyed 2,502 adult Missouri drivers in March, 2015.

Special efforts were made to make the phone survey as representative as possible, especially in terms of the research objectives (geographic, gender, and age). People were surveyed from 113 counties as well as the independent city of St. Louis. Residents from 620 different zip codes are represented. The calling center was given specific goals for each age group and gender within various geographic areas to ensure the most representative sample possible within the constraints of the project.

The survey results were weighted proportionally to the actual population in terms of geographic, gender, and age distributions. The figures below display the results for each question.

1. How often do you use seat belts when you drive or ride in a car, van, sport utility vehicle, or pickup?

REPLY	2016
ALWAYS	82.6%
MOST OF THE TIME	10.3%
HALF OF THE TIME	2.8%
RARELY	1.8%
NEVER	1.9%
REFUSED	0.6%

2. Do you favor keeping Missouri's seat belt law as a "secondary law" - where you can only be pulled over or ticketed if you are observed committing another violation; or do you favor changing Missouri's seat belt law to a "primary law" - where you can be pulled over or ticketed if the officer clearly observes you are not wearing your seat belt?

REPLY	2016
KEEP "SECONDARY LAW"	45.9%
CHANGE TO "PRIMARY LAW"	48.4%
NO OPINION/REFUSED	5.7%

3. Currently, the fine for violating Missouri's seat belt law is \$10. Would you support an increase in the fine associated with this violation?

REPLY	2016
YES	46.7%
NO	50.6%
NO OPINION/REFUSED	2.7%

4. In your opinion, what should the fine associated with violating Missouri's seat belt law be?

REPLY	2016
UNDER \$25	16.0%
\$25 TO \$49	39.5%
\$50 TO \$74	21.7%
\$75 TO \$100	12.3%
OVER \$100	5.6%
NO OPINION/REFUSED	4.9%
MARGIN OF ERROR	3.0%

5. In the past 6 months, have you read, seen, or heard anything about seat belt law enforcement by police, such as "Click It or Ticket"?

REPLY	2016
YES	51.2%
NO	48.2%
NO OPINION/REFUSED	0.6%

6. What do you think the chances are of getting a ticket if you don't wear your seat belt?

REPLY	2016
ALWAYS	10.3%
MOST OF THE TIME	12.4%
HALF OF THE TIME	19.0%
RARELY	37.8%
NEVER	11.2%
REFUSED	9.3%





7. On a local road with a speed limit of 30 mph, how often do you travel faster than 35 mph?

REPLY	2016
ALWAYS	2.6%
MOST OF THE TIME	8.1%
HALF OF THE TIME	13.5%
RARELY	45.3%
NEVER	28.6%
REFUSED	1.8%

8. On a local road with a speed limit of 70 mph, how often do you drive faster than 75 mph?

REPLY	2016
ALWAYS	1.4%
MOST OF THE TIME	4.0%
HALF OF THE TIME	7.0%
RARELY	34.0%
NEVER	52.9%
REFUSED	0.7%

9. In the past 6 months, have you read, seen or heard anything about speed enforcement by police?

REPLY	2016
YES	42.2%
NO	56.4%
NO OPINION/REFUSED	1.4%

10. What do you think the chances are of getting a ticket if you drive over the speed limit?

REPLY	2016
ALWAYS	9.2%
MOST OF THE TIME	20.9%
HALF OF THE TIME	32.5%
RARELY	28.7%
NEVER	3.6%
REFUSED	5.1%

11. How often do you talk on a hand-held cellular phone while driving a car, van, sport utility vehicle, or pick-up?

REPLY	2016
ALWAYS	0.5%
MOST OF THE TIME	1.2%
HALF OF THE TIME	5.4%
RARELY	39.6%
NEVER	52.7%
REFUSED	0.7%

12. How often do you use a hand-held cellular phone for texting while driving a car, van, sport utility vehicle, or pick-up?

REPLY	2016
ALWAYS	0.0%
MOST OF THE TIME	0.2%
HALF OF THE TIME	0.3%
RARELY	6.4%
NEVER	92.9%
REFUSED	0.2%

Table 14: Statewide Opinions Regarding Cell Phone Restrictions

1. Many states have passed laws which restrict or ban cellular phone use, including texting, while driving. What level of restrictions would you support regarding cellular phone usage while driving?

REPLY	2016
FULL RESTRICTIONS - NO CELLULAR PHONE USE ALLOWED	34.8%
BAN ON TEXTING WHILE DRIVING, PHONE USE ALLOWED	16.7%
BAN ON TEXTING WHILE DRIVING, HANDS-FREE PHONE DEVICE ALLOWED	16.6%
HANDS-FREE PHONE DEVICE USE ONLY	24.9%
NO RESTRICTIONS	3.2%
NO OPINION/REFUSED	3.8%

2. In the past 60 days, how many times have you driven a vehicle within two (2) hours after drinking alcoholic beverages?

REPLY	2016
0	89.41%
1	2.68%
2	2.49%
3	0.89%
4	0.75%
5	0.25%
6	0.29%
7	0.09%
8	0.12%
10	0.11%
12	0.15%
16	0.10%
20	0.14%
30	0.02%
REFUSED	2.52%

3. In the past 6 months, have you read, seen or heard anything about alcohol impaired driving (or drunk driving) enforcement by police such as "Drive Sober or Get Pulled Over"?

REPLY	2016
YES	67.1%
NO	32.0%
NO OPINION/REFUSED	0.8%

4. What do you think the chances are of someone getting arrested if they drive after drinking?

REPLY	2016
ALWAYS	13.0%
MOST OF THE TIME	19.1%
HALF OF THE TIME	33.6%
RARELY	27.5%
NEVER	1.2%
REFUSED	5.6%



## PROGRAM GOALS, RESULTS & ACTIVITIES

This section outlines the programs, program goals as outlined in the Highway Safety Plan, results and activities for each highway safety program area. This is simply a summary of each area; additional activities may have been implemented across the state.

### Traffic Safety Enforcement Program

The Highway Safety Office has four law enforcement (LE) program managers that cover specific regions of the state. These managers are responsible for the statewide coordination of the state, county, and local law enforcement projects. The evidence-based traffic safety enforcement program is focused on preventing traffic violations, crashes, and incidents. It involves an array of enforcement activities throughout the fiscal year including:

- Mobilizations - The LE program managers aggressively seek participation in quarterly impaired driving and occupant protection mobilizations, as well as, the NHTSA required Driver Sober or Get Pulled Over and the Click It or Ticket mobilizations. Additional mobilizations are coordinated by the Office for Youth Alcohol, Teen Seatbelt and Child Passenger Safety. Mobilization results can be viewed in the respective program sections.

- Communication - A communication plan is developed with each LE mobilization. These plans vary depending on available funding but typically include press releases, paid media, social media and earned media.

- DWI/Traffic Units – A key enforcement technique used is to team with a city or county law enforcement agency to financially support DWI/Traffic Units. Missouri currently has 10 units:

- o Joplin Police Department
- o Greene County Sheriff's Office
- o Boone County Sheriff's Office
- o Columbia Police Department
- o Jackson County Sheriff's Office
- o Jefferson County Sheriff's Office

- o Franklin County Sheriff's Office
- o St. Louis County Police Department
- o Creve Coeur Police Department
- o Platte County Sheriff's Office

- Law Enforcement Task Forces/Councils– Multiple city/county agencies meet on a regular basis to plan and coordinate key enforcement activities. With the shortage of personnel to conduct sobriety checkpoints and other enforcement initiatives in many agencies, the task force concept provides the opportunity to pool resources to conduct more manpower intensive activities such as sobriety checkpoints or corridor projects. Missouri currently has 10 multijurisdictional task forces:

- o Southwest DWI Task Force  
(12 Agencies)
- o Northwest DWI Task Force  
(2 Agencies)
- o Jackson County Traffic Safety Task Force  
(11 Agencies)
- o Cass County STEP DWI Task Force  
(7 Agencies)
- o Clay/Platte County DWI Task Force  
(13 Agencies)
- o St. Louis Regional Traffic Safety Council  
(50 Agencies)
- o St. Charles County DWI Task Force  
(7 Agencies)
- o Central Ozarks Regional DWI Task Force  
(14 Agencies)
- o Southeast Missouri DWI Task Force  
(15 Agencies)
- o Law Enforcement Traffic Safety Advisory Council  
(20 Agencies, represents all agencies state wide)



- Sobriety Checkpoints – On average, 598 checkpoints are held each year through mobilizations and law enforcement grant contracts.

- Continuous follow-up and adjustment – Program management staff reviews the results of various LE initiatives/mobilizations and share these results with city/county LE agencies on a regular basis.

**FY 2016 Enforcement Statistics**  
October 1, 2015 through September 30, 2016

**ARRESTS**

DWI	TOO CLOSE	STOP SIGN	SIGNAL	YIELD	CI DRIVING	SPEEDING	OTHER HMV	DUI DRUG ARRESTS	TOTAL HMV
5,191	1,127	7,472	2,857	1,290	1,647	83,899	10,153	2,856	116,492

SEATBELT	CHILD RESTRAINT	SUS/REV	UNINSURED	OTHER NON-HMV	TOTAL NON-HMV	TOTAL VIOLATIONS
32,409	1,243	11,762	29,087	28,878	103,379	219,871

SOBRIETY CHCKPNTS	BAC Given	BAC Refused	SFST/DRE	MIP	OPEN CONT.	ZERO TOL.	FAKE ID	OTHER LIQUOR
416	3,234	1,004	7,812	1,066	729	66	61	163

FELONY ARREST	DRUG ARREST	STOLEN VEHICLES	FUGITIVES APP
2,151	4,035	118	5,000

**WARNINGS**

TOO CLOSE	STOP SIGN	SIGNAL	YIELD	CI DRIVING	SPEEDING	OTHER HMV	TOTAL HMV
1,503	5,781	2,854	672	1,090	45,465	42,838	100,203

SEATBELT	CHILD RESTRAINT	SUS/REV	UNINSURED	OTHER NON-HMV	TOTAL NON-HMV	TOTAL WARNINGS
5,709	179	93	4,042	36,341	46,364	146,567

MIP	OPEN CONT.	ZERO TOL.	FAKE ID	OTHER LIQUOR
79	40	2	8	17

TRAFFIC STOPS	HOURS WORKED
346,554	188,153



## Public Information & Education

Highly visible, catchy media campaigns coupled with strong enforcement efforts continue to prove to be the most effective means to heighten awareness but also to encourage positive behavioral changes. The campaigns are perpetuated through traditional media venues (TV, radio, print, outdoor, digital) as well as through social media through mainstream platforms such as Facebook, Twitter, Instagram, SnapChat, Pinterest and Vine. Dynamic Message Boards statewide help promote campaign awareness by alerting the traveling public to enforcement efforts.

CAMPAIGN NAME	MONTH/YEAR	MEDIA BUYS	IMPRESSIONS
Operation Safe Driver	Oct-15	\$103,000	18,500,000
Holiday Impaired	Dec-15	\$205,000	110,000,000
Super Bowl	Feb-16	\$100,000	2,100,000
March Impaired	Mar-16	\$205,000	19,900,000
Teen Seat Belt	Mar-16	\$300,000	43,865,000
CMV Awareness	Apr-16	\$105,000	17,200,000
Work Zone Awareness	Apr-16	\$247,000	38,900,000
Motorcycle Awareness	May-16	\$145,000	12,700,000
Click it or Ticket	May-16	\$350,000	41,200,000
Youth Alcohol	May-16	\$371,000	61,700,000
July Impaired	Jul-16	\$205,000	20,200,000
Drive Sober or Get Pulled Over	Aug-16	\$392,000	42,800,000
Child Passenger Safety	Sep-16	\$150,000	14,500,000
<b>TOTAL</b>		<b>\$2,878,000</b>	<b>443,565,000</b>

The goals of the paid media campaigns are to alert the public of enforcement efforts, educate the public on Missouri law, and decrease the serious injury and fatality crashes on Missouri's roadways.

These goals are accomplished through safety materials and statewide media campaigns. Approximately 218,628 traffic safety materials were distributed statewide.

FY16 saw an increase in new creative for all media outlets with our campaigns. Continued research and tracking of the campaign performance allows us to reach an optimum audience at a minimal cost per impression. Media campaigns this fiscal year focused on the following program areas:

- Occupant Protection – *The Difference Between Life or Death* (Click It or Ticket), *Buckle Up. It's No Joke* (Teen), *Child Passenger Safety, It's More Than Just a Law* (CPS)
- Work Zone Awareness – *Merge Like a Zipper*
- Operation Safe Driver and Commercial Motor Vehicle – *Stay Out of the No Zone*
- Impaired Driving – *You are not the Only Person On the Road* – Super Bowl (February), *Driving Impaired Changes Everything* (March), *Don't Let One Moment Define You* (Youth Alcohol), *Don't Lose Your Freedom* (July), *You Are Not the Only Person on the Road* (DSOGPO)
- Motorcycle Safety Awareness – *Watch for Motorcycles*

The Child Passenger Safety campaign continued the use of an American Sign Language (ASL) interpreter in the 30 second PSA's. This allowed us to reach out to the deaf and hard of hearing residents of Missouri to further spread our highway safety messages.

Work continues in the production of Spanish voice over of all video and radio media, and producing all print and digital text materials in Spanish to reach the Hispanic population of Missouri. Targeted advertising will specifically reach this audience with highway safety messaging in Spanish.



Aggressive / Speeding Drivers

Aggressive drivers are defined within Missouri’s Blueprint to SAVE MORE LIVES as, “drivers of motorized vehicles who committed one or more of the following violations which contributed to the cause of a traffic crash: speeding; driving too fast for conditions; and /or following too close.

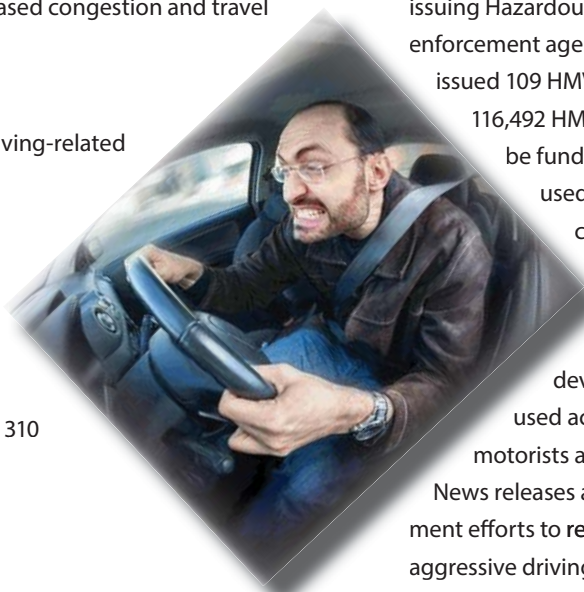
The causes of aggressive driving are complex. However, three factors in particular are linked to aggressive driving: 1) lack of responsible driving behavior; 2) insufficient levels of traffic enforcement; and 3) increased congestion and travel in our urban areas.

**GOAL #1:**

To decrease aggressive driving-related fatalities to 270 by 2016. Final result for 2015: 317 (STARS)

**GOAL #2:**

To decrease speed-related fatalities to 258 by 2016. Final result for 2015: 310 (FARS)



**GOAL #3:**

To increase speed-related citations and warnings made during grant-funded enforcement activities and mobilizations by .25 percent annually based on a three-year rolling average of grant years 2011, 2012, 2013 - 120,588. Final result for 2015: 130,024

The Highway Safety Office focuses on aggressive driving by issuing Hazardous Moving Violation (HMV) contracts to law enforcement agencies across the state. In FY 2016, the Office issued 109 HMV law enforcement contracts resulting in 116,492 HMV violations. Efforts in this area continue to be funded and encouraged. Some of the projects used to reduce the number of aggressive driving crashes are targeted corridor projects (Travel Safe Zones) and Selective Traffic Enforcement Programs (STEPS) conducted by law enforcement agencies. Speed monitoring devices and changeable message signs are also used across the state to reduce crashes and keep motorists aware of dangerous situations and actions. News releases and the media are coupled with the enforcement efforts to reach the public and educate on the dangers of aggressive driving.

## Alcohol & Other Drugs

Twenty-three percent of all Missouri motor vehicle traffic deaths in 2015 involved one or more substance-impaired driver or motorcycle operator. There were, 197 fatalities and 671 serious injuries in 2015 involving at least one substance-impaired driver. That equates to one substance-impaired driving fatality every 1  $\frac{3}{4}$  days and one substance-impaired driving serious injury every  $\frac{1}{2}$  day.

Youth make up a significant portion of alcohol impaired drivers causing traffic crashes, even though possessing and consuming alcohol before the age of 21 is illegal.

### **GOAL #1:**

To decrease fatalities involving drivers with .08 BAC or greater to 230 by 2016. Final result for 2015: 224 (FARS)

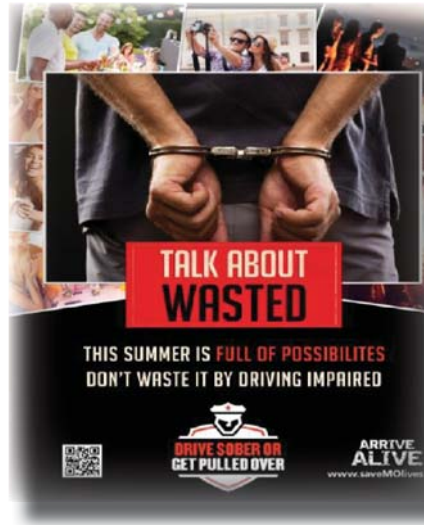
### **GOAL #2:**

To increase substance-impaired driving arrests made during grant funded enforcement activities and mobilizations by .25 percent annually based on a three-year rolling average of grant years 2011, 2012, 2013 = 7,975 Final result for 2016: 8,047\*

### **GOAL #3:**

To decrease fatalities involving alcohol-impaired drivers under the age of 21 years to 14 by 2016. Final result for 2015: 18 (STARS)

\* Preliminary data



Projects funded by the Highway Safety Office in the alcohol and other drugs program area include a wide focus area. The law enforcement DWI traffic units and DWI task forces detailed in the Traffic Safety Enforcement Program section are a great deterrent for impaired drivers. Programs focused on young impaired drivers are included in the Young Driver Section.

Underage Drinking Law Enforcement Training Sessions – Each year the HSO sponsors law enforcement training focusing on handling underage drinking issues law enforcement encounters. During the fiscal year, 3 trainings were conducted in the locations of Columbia, Lee's Summit, and Chesterfield. The topics taught by certified trainers were: Controlled Party Dispersal, Identifying Fake ID's and Conducting Compliance Checks.

Traffic Safety Resource Prosecutor Program - This project provided for a traffic safety resource prosecutor (TSRP) to focus on traffic safety issues, particularly impaired driving, and serve as a resource to other prosecutors and law enforcement officers. This position is shared between two attorneys, the Deputy Director of the Missouri Office of Prosecution Services and a special prosecutor in the office. The TSRP Program conducted 30 training programs which were attended by a combined total of 874 people. This includes 108 prosecutors, 818 law enforcement officers, and 17 other traffic safety professionals. Six editions of the Traffic Safety Newsletter were sent out in November 2015 and in January, March, May, July and September 2016. Approximately 192 requests for technical assistance were received from prosecuting attorney's offices and law enforcement agencies around the state. In addition, as part of the TSRP program, numerous cases were reviewed with prosecutors to discuss appropriate charges and strategy and the TSRP served as special prosecutor in five cases.





## DWI (Impaired) State Wide Mobilizations

The five Impaired Driving enforcement mobilizations conducted were:

December 18, 2015 – January 3, 2016 (Holiday DWI Campaign)

March 17-20, 2016 (St. Patrick's Weekend)

May 5 – 16, 2016 (Youth Alcohol Enforcement)

July 1 – 5, 2016 (Fourth of July Weekend)

August 19 - September 5, 2016 (Drive Sober or Get Pulled Over DWI Campaign)

Out of the five statewide mobilizations, there were roughly 180 agencies involved in each mobilization and 23,420 total man hours worked.

Highlights from the five (5) mobilizations are as follows:

32 DWI Checkpoints

205 MIP (Minor In Possession)

21 Zero Tolerance violations

1,066 DWI Arrest

110 Drug Arrest / DUI Arrest

37,061 Traffic Stops

The Highway Safety Office also conducts a drawing each year at the Law Enforcement Traffic Safety Council (LETSAC) conference for a free DWI enforcement vehicle and other equipment for law enforcement agencies. To qualify, the agencies must participate and report their warning/citation and arrest results for the five DWI campaigns. Past recipients of the DWI car include:

2016 - Jefferson City Police Department

2015 - Lawrence County Sheriff's Office

2014 - Olivette Police Department

2013 - Cape Girardeau County Sheriff's Office

2012 - Joplin Police Department

2011 - Smithville Police Department

2010 - Foristell Police Department

2009 - Carthage Police Department

Breath Alcohol Instrument Placement Program and Technical Assistance - The Missouri Safety Center provides breath alcohol instrument placement, maintenance and service across the State. In addition, MSC provides technical training to law enforcement officers and others in the criminal justice system in the area of breath alco-

hol testing, standardized field sobriety testing, drug evaluation and classification, breath alcohol ignition interlock and sobriety checkpoint supervisor. Calls for service, repairs or calibrations of breath instruments were provided to seventy-nine local law enforcement agencies. The Center provided 61 new breath alcohol testing instruments and 81 preliminary breath test units (PBTs) to law enforcement agencies and trained 675 officers on breath alcohol instruments. The staff conducted calibration checks and verified proper operation on 299 simulators and replaced 20 simulators. The Safety Center staff responded to 2,596 calls regarding ignition interlock. Twenty-three new Drug Recognition Officers were trained, five DRE instructors, and 34 DREs were recertified during the fiscal year. The center also provided prosecution guidance and advice as requested and complied with 14 subpoenas for court appearances.

DWI Courts - The Office of State Courts Administrator (OSCA) received grant funding for DWI court expansion in the State. DWI courts provide a cost-effective alternative to the traditional criminal justice system in addressing the risk to public safety caused by hardcore impaired drivers. As of September 30, 2016 there were 861 individuals participating in DWI courts in 20 stand-alone county programs and 37 adult drug court programs that accept DWI offenders. There have been 307 DWI court graduates in calendar year 2016, with a program graduation rate of 90 percent.

The Missouri Supreme Court adopted Court Operating Rule (COR) 26. This rule requires all courts that seek to establish a DWI court or docket to submit a Plan of Operation to the Drug Courts Coordinating Commission for approval before issuing a limited driving privilege. As of September 1, 2016 there were 50 approved DWI court programs that had granted 1240 LDP's, revoked 187 and suspended 27 LDPs.





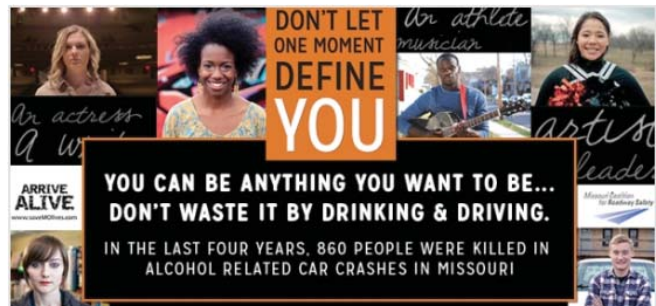
A requirement for DWI court team training was included in the DWI Court Guidelines. After January 1, 2011, each court who has not attended DWI Court training through NCDC is required to attend a 3-day DWI Court training before their plan of operation will be approved to grant a limited driving privilege (LDP). The DWI Court training includes over 18 hours of instruction time and six additional breakout sessions for each team to work on their individual policy and procedure manual and their Plan of Operation for their DWI Court. A total of 47 teams have attended the 3-day DWI Court training with 400 DWI court team members in attendance since 2011.

Drug Recognition Expert System - The Missouri Department of Transportation contracted with the REJIS Commission to create an automated system to facilitate data collection, data sharing, tracking of certification, and overall administration of the Drug Recognition Expert (DRE) program. The State Coordinator works with a group of technical experts across the state to administer the DRE program. This system allows for automatic transmission of drug evaluations to the regional coordinator, state coordinator and the federal database. The system also allows for email notification of DREs, regional coordinators and the state coordinator.

The system has been up and running since March 1, 2016, and has received excellent feedback from DREs in the field. DRE Candidates are trained on the new system as part of their DRE training, conducting their field certifications using the system. In the first eight months of operation Missouri has seen an increase of 141 drug evaluations conducted for enforcement efforts since last year. The program is proving to be a great administrative tool and will add to the state's ability to track drug involvement in traffic stops.



2016 – (Data from Missouri DRE System):  
 866 Total Evaluations  
 311 Training Evaluations  
 555 Enforcement Evaluations



## Occupant Protection

### Safety Belt

Traffic crashes are the leading cause of death in the United States. It is well recognized that one of the best means of defense in a crash is to be protected by a safety belt or a child safety seat. Increasing safety belt and child safety seat use has tremendous potential for saving lives, preventing injuries, and reducing the economic costs associated with traffic crashes. Safety belt use dramatically reduces a person's chance of being killed or seriously injured in a traffic crash. Of the drivers involved in 2013-2015 crashes, 1 in 2 was injured when they failed to wear their safety belt, however, when they were wearing a safety belt, their chances of being injured in the crash were 1 in 8. When examining driver deaths, the differences are much more significant. Drivers had a 1 in 31 chance of being killed if they were not wearing a safety belt; but that chance dropped dramatically to only 1 in 1,280 if the driver was wearing a safety belt .

#### GOAL #1:

To increase statewide safety belt usage by 1% annually. 81.4% for 2016

#### GOAL #2:

To reduce unrestrained passenger vehicle occupant fatalities to 326 by 2016: Final result for 2015: 356 (FARS)

#### GOAL #3:

To increase safety belt related citations and warnings made during grant funded enforcement activities and mobilizations by .25 percent annually based on a three-year rolling average of grant years 2011, 2012, 2013 = 35,256 Final result for 2015: 39,341

#### GOAL #4:

To increase teen safety belt usage by 1% annually. 70% for 2016

The Highway Safety Office coordinated 5 quarterly mobilizations in the area of Occupant Protection in during FY2016, in addition to the Click It or Ticket It Campaign and the Youth Seat Belt Campaign. The quarterly OP enforcements were conducted November 25, 2015, February 19, 2016, April 14, 2016 and the CPS focused enforcement was September 18-24, 2016.



The Click it or Ticket enforcement was conducted May 23-June 5, 2016. This campaign involved 142 law enforcement agencies with a total of 7,381 hours of work completed. This campaign also included a media campaign outlined in the Public Information & Education section.

Law enforcement mobilizations also help law enforcement detect offenders of other dangerous crimes. Some results from the 6 enforcement activities are as follows:

524 DWI Alcohol/Drug arrests  
10,676 Seat Belt citations  
437 Child Restraint Violations  
352 Felony Arrests  
321 Drug Arrests  
793 Fugitive Arrests

The Occupant Protection Subcommittee was created in 2014 completed the first Occupant Protection Summit October 14-15, 2015, and completed the Occupant Protection Plan in June 2016.

The OP subcommittee's mission is to improve traffic safety in Missouri by fostering effective communication, coordination and collaboration to implement strategies to increase safety belt use and reduce the number of deaths and injuries resulting from unrestrained vehicle occupants in traffic crashes.



## Occupant Protection

### Child Passenger Safety

Attention is also given the youngest passengers through the Child Passenger Safety Program. The FY2016 program focused on the use of booster seats until the child met the height and weight requirements required by law, even if the child is 8 years old. Ensuring a proper seat belt fit is vital to surviving a car crash with minimal injuries.

The State of Missouri has 1,044 Certified Child Passenger Safety Technicians, 35 Child Passenger Safety Instructors and 208 Inspection Stations with at least one Certified Technician. Child passenger safety seats were provided to low income families through the inspection stations



across the state. The HSO distributed 1,669 seats; 1296 convertible seats and 373 high back boosters.

The CPS enforcement campaign continued again this year with the media message focusing on booster seats. During the campaign, 120 law enforcement agencies contracted with the HSO. A total of 2,301 hours of enforcement resulted in 4,250 traffic stops, including 922 seat belt citations and 91 child restraint citations written.

2016 Missouri occupant restraint usage rates:

- Statewide – 81%
- Teens – 70%
- CPS – 91% (2014)

## Distracted Drivers

Distracted driving is a voluntary diversion of the driver's attention from activities critical to safe driving. There are four types of driver distraction; visual, auditory, manual, and cognitive. There is a growing body of evidence which suggests driver distractions, both inside the vehicle and the road environment, are becoming increasingly large contributors to road trauma. It is estimated that drivers engage in a secondary task between one-quarter and one-half of the time they drive.

### GOAL #1:

To decrease fatalities involving distracted drivers to 70 by 2016. Final result for 2015: 102 (STARS)

### GOAL #2:

To decrease serious injuries involving distracted drivers to 674 by 2016. Final result for 2015: 627 (STARS)

The Highway Safety Office encourages law enforcement to find innovative ways to address the distracted driving issue. Missouri currently has a no-texting law for individuals 21 years old and under, however, it is very difficult to enforce. Statistics show us that it is not only this younger population engaging in texting while driving, it includes all age groups and to

compound the issue, texting is only one of many distractions that are encountered while driving.

Presentations and educational materials continue to be implemented at schools, businesses and community organizations statewide. Public information campaigns, such as the partnership with KRCG TV on the Focus on the Road campaign in which over 6000 Missourians pledged to stay "focused on the road", are a great way to get the message out to the public.

New legislative bills have been proposed to strengthen the distracted driving law, unfortunately no bills have passed.



## Young Drivers

Young drivers are categorized as those ages 15 through 20 years. These young drivers are substantially over-involved in Missouri traffic crashes. In 2015, 14% of all fatal crashes involved a young driver of a motor vehicle; this is particularly significant since young drivers comprised only 8% of the licensed driver population in Missouri.

The top 5 contributing circumstances attributable to young drivers of motor vehicles involved in 2013-2015 fatal and serious injury crashes were:

1. Driving Too Fast for Conditions
2. Failed to Yield
3. Improper Lane Usage/Change
4. Distracted / Inattentive
5. Speed Exceeded Limit

### GOAL #1:

To decrease fatalities involving drivers age 15 through 20 to 111 by 2016. Final result for 2015: 119 (FARS)

### GOAL #2:

To decrease serious injuries involving drivers age 15 through 20 to 1,038 by 2016. Final result for 2015: 941 (STARS)

Young driver programs focusing on seat belt use, underage drinking and distracted driving continue to be supported. Each of the following programs reached hundreds of teens, who in turn, spread the message to other teens.

Missouri Safe and Sober-A free and effective program that educates students and parents on the dangers of drugs and alcohol while reinforcing positive decision making and responsibility. During the fiscal year, 356 schools participated in this program, which was a 22% increase from the previous year.

ThinkFirst MO-An award-winning school assembly program for



teens. High-impact injury prevention presentations are made to Missouri schools free of charge by personal testimony from people who have sustained a brain or spinal cord injury, usually due to a motor vehicle crash. A total of 19,788 Missouri students received traffic safety education from the ThinkFirst traffic safety assembly program delivered via 137 presentations at 97 schools. A total of 1,854 Missourians received traffic safety education from the ThinkFirst Corporate/Community Traffic Safety Program delivered via 40 presentations at 32 worksites/organizations. In addition ThinkFirst Missouri delivered 11 Traffic Offender Program classes reaching 173 high-risk Missouri drivers. The HSO also contracted with ThinkFirst MO to create an educational program for parents of teens. The program focuses on the Graduated Driver License law.

A blue rectangular graphic with white and yellow text. At the top, it says "IT ONLY TAKES ONE" in large, bold letters. Below this, it lists: "ONE text", "ONE drink", "ONE call", "ONE reach", "ONE distraction", and "ONE fatal moment". At the bottom, it says "ONE CLICK can save your life." and "BUCKLE UP! There's only ONE YOU." with a small icon of a car seat belt buckle. At the very bottom, it says "ARRIVE ALIVE" and "www.saveMOLives.com".

It Only Takes One - It Only Takes One is a competition between Missouri high schools to encourage safe driving habits. It is a chance for students to educate teens, parents and the community about the dangers teens face while driving. During the 2015-2016 school year, 130 schools participated in the It Only Takes One campaign.



SMART/CHEERS – The University of Missouri houses two programs aimed at alcohol use on college campuses. The SMART program is a web-based program that educates bar and restaurant owners on the sale of alcohol to minors and how to avoid over serving those already intoxicated. This year, over 500 bars set up manager accounts and over 8500 people completed the training program with over 6000 certificates issued. CHEERS to the Designated Driver is a program for bars and restaurants to celebrate the designated driver by serving them free non-alcoholic drinks. Currently, 254 bars and restaurants participate in the program.

Team Spirit – High school students and advisors are invited to attend one training program as a school team. As a team they will not only receive educational training on highway safety topics, but will also develop individualized team action-plans to be implemented within their own schools upon their return. During the fiscal year, 32 schools were trained at Team Spirit and implemented plans within their schools.

Young driver materials were assessed to determine the best and most cost-effective way to reach the largest number of parents and teens, and are distributed to the public through an online ordering system at <https://www6.modot.mo.gov/Order-System/pub/displayOrder.do>.

The Graduated Driver License Law information continues to be included in campaign and web materials to educate teens and adults on the importance of and purpose for the law. This information is also included in the RoadWise Guide: Parent/Teen Safe Driving Guide. Over 30,165 guides were distributed during the fiscal year to teen, parents and teachers to support new drivers.

Two law enforcement campaigns were again supported, youth seat belt and underage drinking. Participation from 124 law enforcement agencies during the youth seat belt campaign resulted in 1655 seat belt citations issued. While 169 agencies participated in the youth alcohol campaign resulting in 63 minor in possession citations, 7 Zero Tolerance citations and 3 fake ID's recovered.

Both campaigns are supported by a media campaign promoted through paid, earned and social media outlets. The youth seat belt message "Buckle Up, it's no joke" focused on the fact that teens are dying in car crashes every day and that is not something to joke about.

The youth alcohol message "Don't let one moment define you" focuses on the fact the teens are young and have their whole lives before them however one impaired driving incident could ruin their future.



# It's Time...



## To Talk About Driving Retirement

A Missouri Guide

### Older Drivers

Our population is aging and older adult drivers are increasing their exposure (miles driven/year) on the highways. According to the U.S. Census Bureau, Missouri ranked 16th nationally in 2010 with 15% of the population age 65 or older. By the year 2030 it is estimated that over 20% of the population in Missouri will be age 65 or older. That means approximately one in five people will be 65 or older.

Being able to go where we want and when we want is important to our quality of life. Personal mobility is often inextricably linked to the ability to drive a car. However, as we age our ability to drive a motor vehicle may be compromised by changes in vision, attention, perception, memory, decision-making, reaction time and aspects of physical fitness and performance.

#### **GOAL #1:**

To decrease fatalities involving older drivers to 117 by 2016. Final results for 2015: 198 (STARS)

#### **GOAL #2:**

To decrease serious injuries involving older drivers to 632 by 2016. Final results for 2015: 753 (STARS)

The Highway Safety Office continues to work with safety partners and universities to produce and implement countermeasures that reduce crashes involving older drivers. Some of these measures will enable older drivers to check their own driving abilities, assist local driver license offices in recognizing medically unfit drivers and develop a package of office-based screening tools to be used by healthcare providers.





## Commercial Motor Vehicles

Large trucks have blind spots – identified as No Zones – around the front, back and sides of the truck, which make it difficult for the driver to see. It is critically important that other drivers stay out of the No Zone of a commercial vehicle. Because most commercial motor vehicles (CMVs) are large transport devices that are much heavier than the normal vehicle population, they cause greater amounts of personal injury and severity to the occupants of vehicles with which they collide. When analyzing the types of persons killed or injured in CMV crashes, the great majority were not the occupants of the commercial motor vehicle.

### **GOAL #1:**

The Traffic and Highway Safety Division administers Motor Carrier Safety Assistance Program (MCSAP), but the MCSAP operates under a separate federal grant. Goals, benchmarks and strategies are outlined within the Commercial Vehicle Safety Plan (CVSP), which is submitted to the Federal Motor Carrier Safety Administration.

Missouri State Highway Patrol conducted five Truck Checks utilizing 50 Troopers working a total of 1,200 hours during these operations. The Truck Checks resulted in 1,602 inspections being conducted with a 27% out of service rate. Missouri's current commercial motor vehicle safety belt use rate is 82.8%. Because of this low use rate Missouri has taken a zero tolerance approach to safety belt enforcement on commercial motor vehicles. During the MCSAP FY15, Missouri commercial motor vehicle enforcement officers issued 1,021 safety belt citations and MoDOT Motor Carrier Services issued 3,668 letters to motor carriers informing them of their driver's noncompliance with the safety belt law.

Missouri currently is not considered to have an issue with passenger carrier crashes. To ensure Missouri stays in this category our commercial motor vehicle inspectors conducted 936 passenger carrier inspections. Missouri, through the MCSAP program alone, has conducted 103,325 inspections on commercial motor vehicles and MoDOT Motor Carrier Services has conducted a total of 671 compliance reviews on commercial motor vehicle companies.



Missouri's public education efforts on commercial motor vehicle safety resulted in 108 safety courses being taught reaching approximately 7,908 attendees.

## Motorcycles

A responsible motorcyclist must think about the consequences of their riding behavior in traffic and accept personal responsibility for the results of their decisions and actions, as well as develop good skills and judgment. The motorcyclist must consider their personal margin of safety or margin for error – how much extra time and space they need given their skill level.

Likewise, the general motoring public must be aware of their surroundings while driving and share the road with motorcyclists. A significant number of motorcycle crashes involve another vehicle.

### **GOAL #1:**

To decrease motorcyclist fatalities to 84 by 2016. Final result for 2015: 97 (FARS)

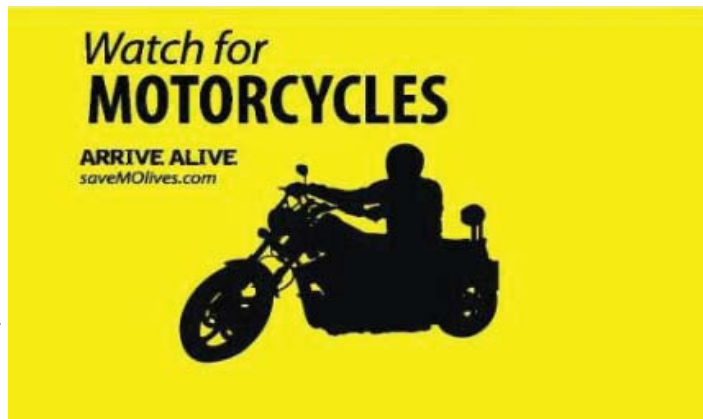
### **GOAL #2:**

To decrease un-helmeted or non-DOT-compliant helmeted motorcyclist fatalities to 21 by 2016 (does not include fatalities where helmet use was “unknown”). Final result for 2015: 28 (STARS)

### **GOAL #3:**

To decrease fatalities involving motorcycle operators who are not licensed or improperly licensed to 40 by 2016. Final result for 2015: 37 (STARS)


The Motorcycle Safety Trust Fund is used for training motorcyclists and promote public awareness of motorcyclists only. From January 1, 2016 through November 13, 2016, the Missouri Motorcycle Safety Program (MMSP) has trained 4,370 beginning students and 135 non-beginning students.



The MMSP and the Office of Highway Safety's' goal is to promote awareness of motorcycles on the roadways, obtaining proper licensing and instructions and promoting proper riding gear but, most of all reducing motorcycle crashes and fatalities through the aforementioned process.

The funding received for the program was used for media targeting Rider Safety for males ages 45-60 and Motorist Awareness for all drivers. The motorcycle awareness media campaign starts in late April through May to early September and includes late summer holidays and special motorcycle events throughout the riding season.

Rider awareness is a year around process starting at the dealerships throughout Missouri with dealer placement hang tags on motorcycles and displays, along with free motorcycle training courses at participating dealerships. Motorcycle safety pamphlets are also distributed to license offices and dealerships. In 2016, the Highway Safety Office distributed 6,698 Watch for Motorcycles yard signs, 9,561 vehicle magnets and 140 key chains during the fiscal year (no NHTSA funds were used in the purchase of incentive items).



## Crashes Involving School Buses

Although school buses provide one of the safest modes of transportation, there are still school bus related injuries and, unfortunately, some fatalities every year. Some of these are due to crashes with other vehicles while others are due to the school bus striking a pedestrian or bicyclist.



### **GOAL #1:**

To decrease or maintain fatalities involving school buses or school bus signals to 2 by 2016. Final result for 2015: 4 (STARS)

### **GOAL #2:**

To decrease serious injuries involving school buses or school bus signals to 12 by 2016. Final result for 2015: 18 (STARS)

Highway Safety Office staff continues to serve on the state school bus safety committee, distribute materials to address safety in and around school busses and sharing the road with school busses.

## Vulnerable Roadway Users

Many Missourians rely on non-motorized means of transportation such as walking and bicycling. Both of these modes have the ability to provide physical and health benefits, but they also have the potential for serious or fatal injuries in the event of a crash. Crashes involving pedestrians and bicyclists do not occur in extremely large numbers 1.0% and 0.5% of all crashes, respectively for 2015, but when a pedestrian or bicyclist is involved in a traffic crash, the potential for harm is much greater.

### **GOAL #1:**

To decrease pedestrian fatalities to 71 by 2016. Final result for 2015: 104 (FARS)

### **GOAL #2:**

To decrease or maintain bicyclist fatalities to 4 by 2016. Final result for 2015: 9 (FARS)

The Highway Safety Office continues to partner with agencies such as TrailNet and PedNet to educate the public on safely interacting with motor vehicles. Education is also geared to the motoring public on sharing the road safely with pedestrians and bicyclists. Bicycle helmets are distributed during safety events to raise awareness at the local level utilizing the Safe Communities programs and the Missouri Coalition for Roadway Safety.



**I brake  
for people.**





## Traffic Engineering

Traffic engineering is a vital component of the traffic safety countermeasure picture. The techniques engineers use to design roads certainly affect the safety of motorists. Engineering approaches offer two basic types of countermeasures against drivers committing hazardous moving violations: highway design and traffic engineering. With highway design, the roads can be redesigned to add capacity or accommodate increased traffic. Highway design can also mitigate the injury consequences for motorists who come into contact with aggressive, impaired, or distracted drivers. Effective traffic engineering offers a way to accommodate increased traffic flow, or at least get it under control, without building new roads.



Consulting services were provided for Traffic engineering projects around the state. Funding was focused on correcting operational problems on city and county streets, and highways.

A total of 11 consultant projects were funded through the grant this fiscal year. Those consultant services were provided on projects located in Randolph County, Osage County, Village of Arrow Rock, City of Warsaw, Jefferson County, City of West Plains, City of Monett, City of Maryville, City of Kirksville and the City of Eldon.



The 2016 Traffic Engineering Assistance Program (TEAP) projects, which utilized Highway Safety Funds, included corridor studies, intersection improvements, operational analysis, sign inventories, pedestrian/bike route analysis and parking studies.

The engineering safety projects MoDOT continues to implement relate to roadway departure and intersections. These improvements include installation of several hundred miles of rumble strips on improved shoulders, several thousand curve related signs (chevrons) and more intersection improvement projects like j-turns.



Another initiative MoDOT has implemented across the state is high friction surface treatment (HFST) on problematic curves. This higher friction aggregate is proving very successful in minimizing wet weather related crashes, as well as, all driving condition crashes on our curves.



A FEW  
**IMPORTANT POINTS**



Last year, **870**  
people lost their lives  
in Missouri traffic crashes.

**MOTOR VEHICLE CRASHES ARE THE #1 KILLER OF WORKERS**

On-the-job crashes cost employers more than \$24,500 per property damage crash and **\$150,000 per injury crash**

**In Missouri:**  
A crash occurs every **4 minutes**

Property damage crash occurs every **5 minutes**

An injury crash occurs every **11 minutes**

A motor vehicle involved fatality occurs every **11 hours**

**HELP US CHANGE THE CULTURE  
LET'S HAVE A CONVERSATION  
About Traffic Safety**

**hOUR PROJECT**  
TO LEARN MORE VISIT:  
SAVEMOLIVES.COM/EVENTS

### Program Area Highlights

#### PUBLIC INFORMATION & EDUCATION

A new program was developed in 2016 by the Highway Safety Office. The hOUR Project is a traffic safety presentation that takes approximately one hour of your time to talk about something that is OUR problem – serious injury crashes and fatalities. Geared toward businesses and organizations statewide, this presentation stresses the importance of keeping employees safe while working in company vehicles, and when they're driving to and from work. Topics of discussion include safety belt and cell phone usage and policies, impaired, aggressive and drowsy driving.

This presentation has been given several times to representatives of hundreds of businesses across the state. Production of a stand-alone presentation is underway to gain momentum as a safety presentation by businesses to their employees and further reach our target audience.

#### ALCOHOL & OTHER DRUGS

The Missouri State Highway Patrol (MSHP) acquired two Breath Alcohol Testing (BAT) vans during FY2016 using 405d and 154 funds, at \$250,000 per vehicle. The BAT vans were built by Custom Truck & Body Works in Woodbury, Georgia. Both used 2016 Freightliner M2 106 chassis for the build, with identical custom boxes fabricated and installed. The vehicles have suspect seating, workspace for up to three breath instruments, and numerous small, medium and large storage compartments (both internally and externally) for transporting checkpoint equipment and supplies. Scene lighting was installed on both vans, as often the MSHP is in a remote location and the BAT van is the only source of lighting for workspaces.



In addition, the MSHP acquired a Churchill Technologies Augmented Reality System (ARS) using 405d funds. This system supplements a new Forward Looking Infra-Red (FLIR) camera that the MSHP purchased via a grant from another federal agency. The ARS overlays highly sophisticated mapping software onto the FLIR's camera images, allowing the MSHP aerial unit to track vehicles and to report their location to ground units with the ability to give exact directions, locations, and speed. The FLIR and ARS are accurate and high resolution to the point that impaired drivers can be easily detected from the air by the air crew, or can be called to a suspect vehicle to follow until ground units can initiate a stop. The MSHP will be using the ARS on

one of its helicopters for night-time DWI enforcement saturation patrols and sobriety checkpoint assistance, as it can easily track impaired drivers from the air and hold ground units off until it is safe to initiate a stop, especially when the driver is attempting to flee the checkpoint or stop.

The ARS was installed in June 2016 and the MSHP has been conducting flight testing and general daytime traffic enforcement with the ARS. Full deployment and use for DWI operations will begin with FY2017.



### OCCUPANT PROTECTION

The rollover simulator in the photo was built by the students of Four Rivers Career Center. The project gave the students the opportunity to have firsthand knowledge of how the simulator worked and to spread the message of the importance of wearing a seatbelt. To work the simulator, a dummy is placed on the vehicle seat unbelted. The simulator then rolls 360 degrees, ejecting or partially ejecting the dummy. The simulator is then run again with the dummy belted into the vehicle, giving viewers the difference between a crash with and without a safety belt used.



### DISTRACTED DRIVERS

To help prevent distracted driving, the Missouri Coalition for Roadway Safety teamed up with the University of Missouri, School of Journalism. The teams of students used focus groups, surveys, interviews, and research to create distracted driving media marketing plans. Three teams presented ideas in which the HSO was allowed to keep for future use.

### YOUNG DRIVERS

First Impact is an evidence-based, traffic safety parent program targeted to parents and/or guardians of teen drivers in the pre-permit, permit or intermediate stage of licensure. The goal of First Impact is to reduce the number of motor vehicle fatalities, injuries and crashes among teen drivers by increasing parental awareness and enforcement of Missouri's graduated driver license law.

First Impact will provide the tools parents need to be involved in monitoring, coaching and supporting their new teen driver. Ensuring that parents understand the risks and responsibilities associated with driving is essential in preventing teen driving tragedies.



First Impact has trained facilitators statewide and is provided free of charge. Also provided is a parent/teen driving agreement which outlines specific rules that parents and teens agree to follow during the different stages of licensure of the teen.

During FY16 70 people were trained at 7 First Impact Facilitator Trainings and 14 First Impact parent programs were delivered statewide reaching 286 parents.

## OLDER DRIVERS

Washington University is working to define appropriate testing to determine fitness to drive in older adults. The objective of the project is to determine if a Traffic Sign Naming Test (TSNT) and a Written Rules of the Road Exam (WRRE) are reliable and valid means of assessing driving performance in a sample of older adults with and without dementia.

**Design/Participants/Setting:** This cross-sectional study includes a sample of older adults (n=164) who were currently active drivers. Approximately 79% of drivers currently had a diagnosis of dementia. All participants completed a comprehensive clinical driving assess-



ment inclusive of vision, cognitive, motor tests, and an on-road driving assessment. Embedded in the clinical assessment were The Traffic Sign Naming Test (TSNT) and Written Rules of the Road Exam (WRRE).

**Measurement:** The outcome variables included total scores on the TSNT and WRRE and a qualitative score of pass or fail on a standardized on-road driving assessment.

**Conclusions:** The TSNT and WRRE are reliable and valid measures of fitness to drive in a sample of older adults with and without dementia. Future research is needed to determine if/how these tests can be incorporated within licensing agencies and/or clinician practices as potential screens in determination of fitness to drive in older adults.

## AGGRESSIVE DRIVERS

The Highway Safety Office, in conjunction with the Missouri State Highway Patrol, teamed up with neighboring states for a special Speed Enforcement Campaign September 23rd through 25th, 2016. The campaign included the states of Nebraska, Kansas, Oklahoma, Iowa, Missouri and Arkansas to impact the ever-present problem of speeding on major routes that connect these states. Targeted roadways for this campaign included Interstates 44, 70, 35, 55, and 270. In Missouri a total of 40 departments participated in the campaign, final numbers for the campaign were as follows:

- \* 282 Crashes
- \* 0 Fatalities
- \* 3,079 Traffic Citations
- \* 227 Seat Belt Citations
- \* 1,479 Speed Citations
- \* 2,661 Traffic Warnings
- \* 21 DWI Arrests
- \* 62 Commercial Vehicle Citations
- \* 262 Commercial Vehicle Warnings
- \* 61 Drug Arrests
- \* 63 Felony Arrests



**APPENDIX A**

Missouri Highway Safety Plan Annual Report Budget  
as of December 31, 2016

<b>Program</b>	<b>Project</b>	<b>Description</b>	<b>Obligated Funds</b>	<b>Expended Funds</b>
402	PA-2016-02-01-00	THSD-402 Planning & Administration	\$110,000.00	\$101,526.72
402		<b>Planning and Administration Total</b>	\$110,000.00	\$101,526.72
402	EM-2016-02-01-00	Univ of Mo Curators-Safety Train Em Resp	\$47,700.00	\$47,700.00
402		<b>Emergency Medical Services Total</b>	\$47,700.00	\$47,700.00
402	OP-2016-05-01-00	THSD-402 OP Program Coordination	\$43,000.00	\$33,407.79
402	OP-2016-05-02-00	Franklin Co Sheriff-Rollover Convincer	\$4,900.00	\$4,900.00
402	OP-2016-05-03-00	MO Sheriffs Assoc-Law Enf Officer Liaiso	\$72,504.00	\$27,339.83
402		<b>Occupant Protection Total</b>	\$120,404.00	\$65,647.62
402	PS-2016-02-01-00	Stone Co Health-Baby Buckles & Bikes	\$2,500.00	\$2,393.39
402		<b>Pedestrian/Bicycle Safety Total</b>	\$2,500.00	\$2,393.39
402	PT-2016-02-00-00	THSD-Statewide PTS	\$3,330,117.19	\$0.00
402	PT-2016-02-01-00	THSD-2016 LETSAC	\$27,500.00	\$18,951.48
402	PT-2016-02-02-00	Billings Police-2016 HMV Campaign	\$3,082.50	\$3,080.21
402	PT-2016-02-03-00	Bolivar Police-HMV Grant	\$5,795.00	\$5,623.46
402	PT-2016-02-04-00	Belton Police-HMV Grant	\$58,990.00	\$6,625.15
402	PT-2016-02-06-00	Blue Springs Police-HMV	\$7,000.00	\$6,097.62
402	PT-2016-02-07-00	Cameron Police-HMV Grant	\$9,087.60	\$9,010.92
402	PT-2016-02-08-00	Arnold Police-HMV	\$13,700.00	\$13,700.00
402	PT-2016-02-09-00	Ballwin Police-HMV Grant	\$6,500.00	\$5,189.33
402	PT-2016-02-10-00	Berkeley Police-HMV Enf	\$3,500.00	\$3,287.26
402	PT-2016-02-11-00	Cass Co Sheriff-HMV	\$6,200.00	\$3,025.76
402	PT-2016-02-12-00	Chillicothe Police-HMV	\$1,500.00	\$1,489.21
402	PT-2016-02-13-00	Byrnes Mill Police-Speed Reduction	\$7,500.00	\$7,472.22
402	PT-2016-02-14-00	Clay Co Sheriff-HMV Enf	\$6,975.00	\$3,592.17
402	PT-2016-02-15-00	Chesterfield Police-HMV Enf	\$8,899.20	\$8,862.17
402	PT-2016-02-16-00	Boone Co Sheriff-HMV Slowdown	\$20,530.00	\$20,277.42
402	PT-2016-02-17-00	Cleveland Police-Safer Roads	\$750.00	\$0.00
402	PT-2016-02-18-00	Clayton Police-HMV Enf	\$5,750.00	\$5,088.37
402	PT-2016-02-19-00	Cole Camp Police-Operation Safe Roadway	\$1,750.00	\$0.00
402	PT-2016-02-20-00	Creve Coeur Police-Speed/HMV	\$10,000.00	\$4,467.63
402	PT-2016-02-21-00	Crystal City Police-HMV	\$15,000.00	\$14,567.00
402	PT-2016-02-22-00	Des Peres Dept of Public Safety-HMV	\$2,000.00	\$0.00
402	PT-2016-02-23-00	Eureka Police-HMV	\$15,000.00	\$13,614.40
402	PT-2016-02-24-00	Festus Police-HMV OT Enf	\$20,000.00	\$19,991.31
402	PT-2016-02-26-00	Florissant Police-HMV Enf	\$12,030.00	\$12,010.12
402	PT-2016-02-27-00	Excelsior Springs Police-HMV Enf	\$5,000.00	\$5,000.00
402	PT-2016-02-28-00	Gladstone Public Safety-HM & Spd Violati	\$9,300.00	\$2,025.02
402	PT-2016-02-29-00	Grain Valley Police-HMV Enf	\$1,680.00	\$1,275.39
402	PT-2016-02-30-00	Brentwood Police-Citizen Tr Safety Aware	\$4,500.00	\$777.56
402	PT-2016-02-31-00	Callaway Co Sheriff-Sheriff's Office	\$8,064.00	\$7,490.00
402	PT-2016-02-32-00	Franklin Co Sheriff-HMV	\$22,500.00	\$20,511.89
402	PT-2016-02-33-00	Glendale Police-HMV	\$4,500.00	\$4,499.57
402	PT-2016-02-34-00	Hazelwood Police-HMV	\$33,500.00	\$33,480.39
402	PT-2016-02-35-00	Grandview Police-HMV	\$14,500.00	\$11,327.53
402	PT-2016-02-36-00	Camdenton Police-HMV OT Enf Grant	\$1,250.00	\$1,230.69
402	PT-2016-02-37-00	Harrisonville Police-Speeding	\$4,000.00	\$2,124.54
402	PT-2016-02-38-00	Henry Co Sheriff-HMV Enf	\$11,400.00	\$11,386.12
402	PT-2016-02-39-00	Herculaneum Police-HMV OT Enf	\$3,000.00	\$2,981.94
402	PT-2016-02-40-00	Jefferson Co Sheriff-HMV	\$262,800.00	\$220,088.90
402	PT-2016-02-41-00	Cole Co Sheriff-HMV Enf	\$7,700.00	\$844.33
402	PT-2016-02-42-00	Kirkwood Police Dept-Aggressive Driving,	\$10,000.00	\$10,000.00

**APPENDIX A**

Missouri Highway Safety Plan Annual Report Budget  
as of December 31, 2016

<b>Program</b>	<b>Project</b>	<b>Description</b>	<b>Obligated Funds</b>	<b>Expended Funds</b>
402	PT-2016-02-43-00	Lake St Louis Police-HMV	\$5,000.00	\$4,605.61
402	PT-2016-02-44-00	Columbia Police-HMV Enf	\$8,000.00	\$0.00
402	PT-2016-02-45-00	Independence Police-HMV	\$193,210.00	\$191,970.40
402	PT-2016-02-46-00	Lincoln Co Sheriff-LCSO HMV Project	\$10,000.00	\$10,000.00
402	PT-2016-02-47-00	Macon Co Sheriff-HMV Enf	\$6,128.00	\$4,798.70
402	PT-2016-02-48-00	Macon Police-Our Roads Safe/HMV Proj	\$6,438.00	\$6,436.56
402	PT-2016-02-49-00	Manchester Police-HM/Occupant Protection	\$5,040.00	\$4,725.33
402	PT-2016-02-50-00	Jackson Co Sheriff-HMV/LETSAC Training	\$34,004.00	\$15,198.40
402	PT-2016-02-51-00	Maryland Heights Police-Speed Enforcemen	\$15,000.00	\$14,957.42
402	PT-2016-02-52-00	Maryland Heights Police-Safe/Drivers Lic	\$2,164.17	\$1,810.91
402	PT-2016-02-53-00	Northwoods Police-Keep Them Moving Safel	\$3,000.00	\$3,000.00
402	PT-2016-02-54-00	O'Fallon Police-Spd/Red Light Enf (HMV)	\$22,000.00	\$20,613.50
402	PT-2016-02-55-00	Olivette Police-HMV Initiative	\$6,000.00	\$5,874.49
402	PT-2016-02-56-00	Greene Co Sheriff-HMV Enf	\$75,900.00	\$53,616.65
402	PT-2016-02-57-00	Greene Co Sheriff-HMV Unit	\$26,936.04	\$25,935.34
402	PT-2016-02-58-00	Overland Police-Hazardous & Speeding	\$7,500.00	\$7,488.57
402	PT-2016-02-59-00	Pevely Police-HMV Enf	\$8,000.00	\$7,254.66
402	PT-2016-02-60-00	Richmond Heights Police-HMV Enf	\$8,000.00	\$6,619.85
402	PT-2016-02-61-00	Shrewsbury Police-HMV & Speeders	\$7,500.00	\$6,620.17
402	PT-2016-02-62-00	St Ann Police-HMV Enf	\$8,000.00	\$7,990.16
402	PT-2016-02-63-00	St Charles City Police-HMV	\$15,000.00	\$14,951.06
402	PT-2016-02-64-00	St Charles County Police-HMV Grant	\$22,500.00	\$22,209.89
402	PT-2016-02-65-00	St Clair Police-Speed Enf	\$8,000.00	\$7,998.42
402	PT-2016-02-66-00	KC Mo Bd of Police Comm-HMV	\$298,812.16	\$298,812.16
402	PT-2016-02-67-00	St John Police-HMV	\$9,000.00	\$8,950.32
402	PT-2016-02-68-00	Kearney Police-Reduce Accidents & Injuri	\$3,800.00	\$3,638.90
402	PT-2016-02-69-00	Mo Southern State Univ-Law Enf Training	\$24,000.00	\$24,000.00
402	PT-2016-02-70-00	St Louis Co Police-Hwy Safety Unit	\$309,600.00	\$278,741.20
402	PT-2016-02-71-00	St Louis Metro Police-Haz Viol/Spd Enf	\$220,000.00	\$214,567.70
402	PT-2016-02-73-00	St Peters Police-HMV 2015-2016	\$27,298.08	\$27,298.08
402	PT-2016-02-74-00	Town & Country Police-HMV Aggressive Dr	\$22,500.00	\$563.80
402	PT-2016-02-75-00	Jefferson City Police-HMV Enf	\$20,000.00	\$17,897.83
402	PT-2016-02-76-00	Troy Police-HMV	\$6,000.00	\$5,948.01
402	PT-2016-02-77-00	Union Police-HMV Enf	\$13,525.00	\$12,792.84
402	PT-2016-02-78-00	Lee's Summit Police-HMV	\$38,060.00	\$32,406.66
402	PT-2016-02-79-00	Joplin Police-HMV Overtime	\$10,000.00	\$6,406.53
402	PT-2016-02-80-00	Univ City Police-HMV	\$2,500.00	\$2,258.69
402	PT-2016-02-81-00	Lawrence Co Sheriff-HMV Enf	\$3,350.00	\$2,257.66
402	PT-2016-02-82-00	Washington Police-HMV	\$8,000.00	\$5,030.66
402	PT-2016-02-83-00	Neosho Police-HMV	\$3,685.00	\$3,685.00
402	PT-2016-02-84-00	Nevada Police-HMV Enf	\$6,000.00	\$4,332.20
402	PT-2016-02-85-00	Webster Groves Police-HMV FY2016	\$5,800.00	\$5,798.20
402	PT-2016-02-86-00	Wentzville Police-HMV Project	\$8,000.00	\$4,011.16
402	PT-2016-02-87-00	KC Mo Bd Police Comm-Adv Crash Invest Tr	\$14,684.00	\$13,816.06
402	PT-2016-02-88-00	Calverton Park Police-Click or Ticket	\$4,500.00	\$4,500.00
402	PT-2016-02-89-00	Newton Co Sheriff-HMV Enf	\$6,800.00	\$6,296.76
402	PT-2016-02-90-00	Nixa Police-HMV Grant	\$8,207.00	\$5,177.65
402	PT-2016-02-91-00	Osage Beach Police-HMV Enf	\$3,500.00	\$3,500.00
402	PT-2016-02-92-00	Ozark Police-HMV Enf	\$3,990.00	\$3,676.82
402	PT-2016-02-93-00	Potosi Police-HMV	\$6,100.00	\$5,528.66
402	PT-2016-02-94-00	Buchanan Co Sheriff-HMV	\$8,288.00	\$7,755.04



**APPENDIX A**

Missouri Highway Safety Plan Annual Report Budget  
as of December 31, 2016

<b>Program</b>	<b>Project</b>	<b>Description</b>	<b>Obligated Funds</b>	<b>Expended Funds</b>
402	PT-2016-02-95-00	Rolla Police-HMV	\$6,000.00	\$5,949.65
402	PT-2016-02-96-00	Springfield Police-HMV	\$86,320.20	\$83,484.80
402	PT-2016-02-97-00	Christian Co Sheriff-HMV Enf	\$4,500.00	\$3,274.26
402	PT-2016-02-98-00	Phelps Co Sheriff-HMV Enf	\$5,000.00	\$4,963.08
402	PT-2016-02-99-00	St Robert Police-HMV Enf	\$2,500.00	\$2,227.80
402	PT-2016-02-A0-00	MSHP-HMV Enf	\$156,000.00	\$151,732.46
402	PT-2016-02-A1-00	THSD-Statewide HMV	\$48,580.00	\$26,142.41
402	PT-2016-02-A2-00	Webb City Police-HMV Enf	\$9,615.00	\$9,138.76
402	PT-2016-02-A3-00	Webster Co Sheriff-2015-2016 HMV Enf	\$4,000.00	\$2,915.97
402	PT-2016-02-A4-00	Mo Safety Center-Driver Improvement Prog	\$36,550.98	\$33,441.99
402	PT-2016-02-A5-00	MSHP-Radar/EVOC/Instr Dev/Eq Matl's	\$119,920.20	\$59,250.06
402	PT-2016-02-A6-00	THSD-402 PT Program Coordination	\$250,000.00	\$247,437.31
402	PT-2016-02-A7-00	THSD-402 Training Survey Assessments	\$199,306.35	\$81,070.38
402	PT-2016-02-A8-00	MSHP-SAC Support	\$5,136.60	\$4,945.17
402	PT-2016-02-A9-00	Liberty Police-HMV	\$10,500.00	\$9,266.00
402	PT-2016-02-B1-00	Livingston Co Sheriff-HMV Project	\$3,000.00	\$1,875.54
402	PT-2016-02-B2-00	N Kansas City Police-HMV	\$6,456.00	\$4,823.02
402	PT-2016-02-B3-00	MSHP-Skill Development	\$33,000.00	\$23,275.81
402	PT-2016-02-B4-00	Pettis Co Sheriff-Aggressive Driving	\$4,823.80	\$3,652.58
402	PT-2016-02-B5-00	Platte Co Sheriff-HMV Enf	\$18,158.00	\$18,137.01
402	PT-2016-02-B6-00	Platte Co Sheriff-Traffic Safety Officer	\$21,434.50	\$20,910.61
402	PT-2016-02-B7-00	Pleasant Hill Police-HMV	\$3,500.00	\$2,826.72
402	PT-2016-02-B8-00	Raymore Police-HMV Enf	\$5,000.00	\$4,989.83
402	PT-2016-02-B9-00	Raytown Police-HMV Grant	\$6,750.00	\$2,270.38
402	PT-2016-02-C0-00	Richmond Police-HMV Enf	\$2,745.00	\$2,731.89
402	PT-2016-02-C1-00	Riverside Dept Public Safety-HMV Enf	\$3,500.00	\$3,013.92
402	PT-2016-02-C2-00	Sedalia Police-HMV	\$4,630.00	\$2,538.67
402	PT-2016-02-C3-00	Cape Girardeau Police-HMV	\$7,000.00	\$6,456.96
402	PT-2016-02-C4-00	Farmington Police-HMV	\$6,000.00	\$5,789.75
402	PT-2016-02-C5-00	Howell Co Sheriff-HMV	\$6,000.00	\$5,992.44
402	PT-2016-02-C6-00	Jackson Police-HMV Enf	\$3,000.00	\$2,322.98
402	PT-2016-02-C7-00	Kennett Police-HMV Enf	\$3,499.86	\$1,522.26
402	PT-2016-02-C8-00	Scott City Police-HMV Enf	\$2,999.94	\$2,196.95
402	PT-2016-02-C9-00	Willow Springs Police-HMV	\$1,500.00	\$1,316.90
402	PT-2016-02-D0-00	Wayne Co Sheriff-HMV Enf	\$6,499.92	\$6,172.40
402	PT-2016-02-D1-00	Scott Co Sheriff-HMV Enf	\$3,000.00	\$840.00
402	PT-2016-02-D2-00	Smithville Police-HMV Grant	\$4,492.00	\$3,978.26
402	PT-2016-02-D3-00	St Joseph Police-HMV Enf	\$26,507.00	\$26,472.73
402	PT-2016-02-D4-00	Mountain View Police-HMV	\$3,000.00	\$1,642.45
402	PT-2016-02-D5-00	West Plains Police-HMV 2016	\$4,000.00	\$3,999.95
402	PT-2016-02-D6-00	Hollister Police-Hazardous Moving Violat	\$3,000.00	\$2,790.89
402	PT-2016-02-D7-00	MO Police Chief Assoc-2016 LETSAC Conf	\$22,500.00	\$21,869.06
402		<b>Police Traffic Services Total</b>	<b>\$6,762,095.29</b>	<b>\$2,885,041.82</b>
402	TR-2016-06-02-00	Barry Co Sheriff-Spd & Accident Reductio	\$2,310.00	\$0.00
402	TR-2016-06-03-00	Camden Co Sheriff-HMV	\$8,000.00	\$2,747.19
402	TR-2016-06-04-00	Jasper Co Sheriff-HMV	\$11,500.00	\$9,190.49
402	TR-2016-06-05-00	Stone Co Sheriff-HMV Enf	\$4,500.00	\$4,092.83
402		<b>Traffic Records Total</b>	<b>\$26,310.00</b>	<b>\$16,030.51</b>
402	AI-2016-04-01-00	Mo Safety Center-Crash Invest Training	\$57,945.57	\$41,423.41
402	AI-2016-04-02-00	MSHP-Accident Investigation	\$86,518.52	\$62,662.02
402		<b>Accident Investigation Total</b>	<b>\$144,464.09</b>	<b>\$104,085.43</b>

**APPENDIX A**

Missouri Highway Safety Plan Annual Report Budget  
as of December 31, 2016

Program	Project	Description	Obligated Funds	Expended Funds
402	CP-2016-09-01-00	Mercy Hospital-Injury Prev/Occupant Prot	\$68,331.90	\$52,108.08
402	CP-2016-09-02-00	University of Mo Curators-ThinkFirst Mo	\$502,011.00	\$500,860.93
402	CP-2016-09-04-00	THSD-Teen Driving Programs	\$33,667.60	\$16,668.22
402	CP-2016-09-05-00	Cape Girardeau Safe Comm-Team Spirit TSP	\$191,650.27	\$173,631.04
402		<b>Community Traffic Safety Project Total</b>	<b>\$795,660.77</b>	<b>\$743,268.27</b>
402	DE-2016-02-01-00	Mo Police Chf Assoc-Law Enf Driving Trai	\$58,800.00	\$29,365.00
402	DE-2016-02-02-00	Mo Sheriffs Assoc-Emergency Veh Op Train	\$9,600.00	\$3,200.00
402	DE-2016-02-03-00	THSD-Older Driver Program	\$5,000.00	\$769.62
402	DE-2016-02-04-00	U of MO Curators-Mobile Age Comp Educati	\$52,290.00	\$32,104.36
402		<b>Driver Education Total</b>	<b>\$125,690.00</b>	<b>\$65,438.98</b>
402	DL-2016-02-01-00	Curators U MO StL-Strengthening Physicia	\$59,553.00	\$55,305.85
402	DL-2016-02-02-00	Wash Univ St L-R&D Streamline Driving Re	\$104,798.01	\$103,074.30
402	DL-2016-02-03-00	Wash Univ St L-R&D Expand Fitness to Dri	\$117,508.47	\$116,500.17
402		<b>Driver Licensing Total</b>	<b>\$281,859.48</b>	<b>\$274,880.32</b>
402	RH-2016-02-01-00	Mo Operation Lifesaver-Mo Op Lifesaver	\$19,193.65	\$19,193.65
402		<b>Railroad/Highway Crossings Total</b>	<b>\$19,193.65</b>	<b>\$19,193.65</b>
402	RS-2016-11-01-00	THSD-TEAP	\$60,000.00	\$56,964.69
402	RS-2016-11-02-00	THSD-MoDOT Traffic Safety Conf	\$0.00	\$0.00
402	RS-2016-11-03-00	U of MO Curators-2016 Traffic & Blueprin	\$49,313.00	\$28,912.97
402		<b>Roadway Safety Total</b>	<b>\$109,313.00</b>	<b>\$85,877.66</b>
402	SA-2016-09-01-00	Safety Council Greater StL-Alive at 25	\$14,598.00	\$9,052.07
402	SA-2016-09-02-00	Safety & Health W Mo KS-Tr Safety Projec	\$116,501.04	\$75,042.64
402	SA-2016-09-03-00	St Joseph Safety & Health-Safety Task Fo	\$64,000.00	\$57,671.25
402	SA-2016-09-04-00	Cape Girardeau Safe Comm-Safe Comm Prog	\$79,851.37	\$68,844.40
402		<b>Safe Communities Total</b>	<b>\$274,950.41</b>	<b>\$210,610.36</b>
402	SE-2016-02-01-00	MSHP-Aircraft Speed Enf	\$97,990.00	\$92,594.62
402		<b>Speed Enforcement Total</b>	<b>\$97,990.00</b>	<b>\$92,594.62</b>
402	CR-2016-05-01-00	THSD-Car Seat Distribution	\$73,170.00	\$68,242.96
402		<b>Child Restraint Total</b>	<b>\$73,170.00</b>	<b>\$68,242.96</b>
402	PM-2016-02-01-00	THSD-Public Info & Ed General	\$15,000.00	\$14,802.29
402	PM-2016-02-02-00	THSD-PI Creative Services	\$52,300.00	\$52,272.36
402	PM-2016-02-03-00	THSD-Work Zone Awareness 2016 Media	\$50,000.00	\$50,000.00
402	PM-2016-02-04-00	THSD-Motorcycle Safety Initiatives	\$54,000.00	\$18,560.00
402		<b>Paid Advertising Total</b>	<b>\$171,300.00</b>	<b>\$135,634.65</b>
402	TSP-2016-14-01-00	THSD-It Only Takes One/Team Spirit Award	\$8,000.00	\$5,632.38
402	TSP-2016-14-02-00	THSD-MSHP Young Driver Program	\$42,330.40	\$42,330.40
402		<b>Teen Safety Program Total</b>	<b>\$50,330.40</b>	<b>\$47,962.78</b>
<b>NHTSA 402 Total</b>			<b>\$9,212,931.09</b>	<b>\$4,966,129.74</b>

154	154AL-2016-AL-00-00	THSD- Statewide 154AL Program	\$4,407,126.83	\$0.00
154	154AL-2016-AL-01-00	Barry Co Sheriff-DWI Enf 2016	\$2,750.00	\$1,838.04
154	154AL-2016-AL-02-00	Safe & Sober-Mo Safe and Sober	\$297,000.00	\$296,979.07
154	154AL-2016-AL-03-00	MADD-MADD's Power of Parents Prog	\$50,611.00	\$45,334.42
154	154AL-2016-AL-04-00	Boone Co Sheriff-FT DWI/Traffic Unit	\$66,880.88	\$34,180.23
154	154AL-2016-AL-05-00	Arnold Police-Sobriety Ckpoint	\$8,400.00	\$7,131.90
154	154AL-2016-AL-06-00	THSD-Youth Alcohol Program	\$18,000.00	\$4,997.76
154	154AL-2016-AL-07-00	Arnold Police-DWI Saturation Patrol	\$12,700.00	\$12,596.92
154	154AL-2016-AL-08-00	Arnold Police-Youth Alcohol Enf	\$6,200.00	\$6,070.63
154	154AL-2016-AL-09-00	Ballwin Police-Youth Alcohol Grant	\$2,750.00	\$2,695.55
154	154AL-2016-AL-10-00	Byrnes Mill Police-Drinking & Driving Re	\$10,000.00	\$7,070.71
154	154AL-2016-AL-11-00	Byrnes Mill Police-Low Man Power Ckpoint	\$9,600.00	\$4,643.31

**APPENDIX A**

Missouri Highway Safety Plan Annual Report Budget  
as of December 31, 2016

<b>Program</b>	<b>Project</b>	<b>Description</b>	<b>Obligated Funds</b>	<b>Expended Funds</b>
154	154AL-2016-AL-12-00	Byrnes Mill Police-Under Aged Drinking E	\$2,500.00	\$1,522.50
154	154AL-2016-AL-13-00	Calverton Park Police-DWI Enf	\$5,000.00	\$4,997.35
154	154AL-2016-AL-14-00	CLOSED Charlack Police-Charlack Wolf Pac	\$0.00	\$0.00
154	154AL-2016-AL-15-00	Chesterfield Police-DWI Enf	\$6,674.40	\$4,901.63
154	154AL-2016-AL-16-00	Chesterfield Police-Sobriety Ckpoint	\$15,498.00	\$4,658.97
154	154AL-2016-AL-17-00	Clark Co Sheriff-DWI Enf	\$9,000.00	\$8,024.97
154	154AL-2016-AL-18-00	Cottleville Police-Cottleville/St Charle	\$6,400.00	\$5,147.92
154	154AL-2016-AL-19-00	Creve Coeur Police-You Drink, Drive, Los	\$6,000.00	\$4,189.27
154	154AL-2016-AL-20-00	Creve Coeur Police-Sobriety Ckpt/BATVAN	\$13,000.00	\$4,520.99
154	154AL-2016-AL-21-00	Creve Coeur Police-DWI Officer	\$54,000.00	\$48,505.48
154	154AL-2016-AL-22-00	Des Peres Dept of Public Safety-DWI Enf	\$2,000.00	\$0.00
154	154AL-2016-AL-24-00	Eureka Police-DWI Enf	\$9,000.00	\$2,372.95
154	154AL-2016-AL-25-00	Eureka Police-Sobriety Ckpoint	\$10,350.00	\$1,789.54
154	154AL-2016-AL-26-00	Boone Co Sheriff-Sobriety Ckpoint/Sat Pa	\$20,700.00	\$16,830.33
154	154AL-2016-AL-27-00	Eureka Police-Youth Alcohol	\$5,000.00	\$2,050.88
154	154AL-2016-AL-28-00	Festus Police-DWI Overtime Enf	\$18,500.00	\$12,458.42
154	154AL-2016-AL-29-00	Festus Police-Youth Alcohol OT Enf	\$9,500.00	\$8,065.85
154	154AL-2016-AL-30-00	Boone Co Sheriff-Youth Alcohol Enf	\$2,500.00	\$1,153.43
154	154AL-2016-AL-31-00	Branson Police-Youth Alcohol Enf	\$2,500.00	\$2,384.78
154	154AL-2016-AL-32-00	Branson Police-DWI Enf	\$3,500.00	\$3,462.08
154	154AL-2016-AL-33-00	Florissant Police-Youth Alcohol Enf	\$3,500.00	\$0.00
154	154AL-2016-AL-34-00	Florissant Police-DWI Enf	\$12,000.00	\$3,583.00
154	154AL-2016-AL-35-00	Camden Co Sheriff-DWI Enf	\$16,000.00	\$6,324.01
154	154AL-2016-AL-36-00	Hazelwood Police-PD BAT Van Operator	\$4,500.00	\$3,492.01
154	154AL-2016-AL-37-00	Jefferson Co Sheriff-DWI Enf	\$225,000.00	\$164,959.42
154	154AL-2016-AL-38-00	Jefferson Co Sheriff-Youth Alcohol	\$180,000.00	\$179,869.68
154	154AL-2016-AL-39-00	Jefferson Co Sheriff-Sobriety Ckpoint	\$138,360.00	\$137,392.73
154	154AL-2016-AL-40-00	Columbia Police-DWI Enf	\$20,000.00	\$12,196.54
154	154AL-2016-AL-41-00	Columbia Police-FT DWI Enf Unit	\$117,361.60	\$75,545.67
154	154AL-2016-AL-42-00	O'Fallon Police-DWI Saturation Patrols	\$22,080.00	\$19,895.95
154	154AL-2016-AL-43-00	O'Fallon Police-Sobriety Ckpoint	\$16,000.00	\$7,369.05
154	154AL-2016-AL-44-00	Crocker Police-Sobriety Ckpt & DWI Satur	\$10,200.25	\$10,200.25
154	154AL-2016-AL-45-00	Greene Co Sheriff-DWI	\$90,000.00	\$83,217.53
154	154AL-2016-AL-46-00	Greene Co Sheriff-Youth Alcohol Enf	\$38,000.00	\$37,913.86
154	154AL-2016-AL-47-00	O'Fallon Police-Youth Alcohol, before th	\$6,500.00	\$6,500.00
154	154AL-2016-AL-48-00	Greene Co Sheriff-DWI Unit	\$53,472.09	\$50,103.79
154	154AL-2016-AL-49-00	St Ann Police-Sobriety Ckpoint	\$14,000.00	\$2,972.34
154	154AL-2016-AL-50-00	St Clair Police-R.I.D.	\$5,125.00	\$4,581.20
154	154AL-2016-AL-51-00	University Mo Curators-SMART, CHEERS, SA	\$360,580.50	\$359,644.34
154	154AL-2016-AL-52-00	St Peters Police-DWI Ckpoint & Saturatio	\$30,000.00	\$29,869.48
154	154AL-2016-AL-53-00	Jasper Co Sheriff-DWI Wolf Pack & Ckpoi	\$25,860.00	\$18,176.25
154	154AL-2016-AL-54-00	Cole Co Sheriff-DWI Enf & Sobriety Ckpoi	\$18,000.00	\$3,563.59
154	154AL-2016-AL-55-00	Jefferson City Police-DWI Enf/Saturation	\$20,000.00	\$17,905.91
154	154AL-2016-AL-56-00	Troy Police-Sobriety Ckpoint	\$7,500.00	\$3,057.52
154	154AL-2016-AL-57-00	Union Police-DWI Saturation Patrol Progr	\$21,025.00	\$17,548.09
154	154AL-2016-AL-58-00	Lake Winnebago Police-DWI Enf	\$8,042.50	\$7,941.14
154	154AL-2016-AL-59-00	Joplin Police-FT DWI Unit	\$102,200.00	\$92,915.32
154	154AL-2016-AL-60-00	Joplin Police-DWI Enf & Youth Alcohol	\$12,700.00	\$12,261.67
154	154AL-2016-AL-61-00	CLOSED Vinita Park Police-Safe Roads Lea	\$0.00	\$0.00
154	154AL-2016-AL-62-00	Washington Police-DWI Enforcement	\$8,000.00	\$7,256.48
154	154AL-2016-AL-63-00	Winfield Police-Stay Alive Don't Drink &	\$3,000.00	\$2,587.50



**APPENDIX A**

Missouri Highway Safety Plan Annual Report Budget  
as of December 31, 2016

<b>Program</b>	<b>Project</b>	<b>Description</b>	<b>Obligated Funds</b>	<b>Expended Funds</b>
154	154AL-2016-AL-64-00	Billings Police-DWI Annual Grant	\$3,082.50	\$1,215.86
154	154AL-2016-AL-65-00	Barton Co Sheriff-BCSO DWI Enf	\$2,500.00	\$0.00
154	154AL-2016-AL-66-00	Bolivar Police-DWI Overtime Enf	\$6,500.00	\$5,894.32
154	154AL-2016-AL-67-00	Benton Co Sheriff-DWI Enf Grant	\$8,000.00	\$4,490.40
154	154AL-2016-AL-69-00	Belton Police-Sobriety Ckpoint	\$6,700.00	\$5,598.66
154	154AL-2016-AL-70-00	Belton Police-DWI Enf	\$4,704.00	\$3,733.57
154	154AL-2016-AL-71-00	Cass Co Sheriff-DWI Enf/Sobriety Ckpoint	\$10,420.00	\$4,628.05
154	154AL-2016-AL-72-00	Carthage Police-DWI Enf/Ckpoints	\$3,125.00	\$1,947.13
154	154AL-2016-AL-73-00	Harrisonville Police-DWI/Sobriety Ckpoin	\$4,000.00	\$403.65
154	154AL-2016-AL-74-00	Grain Valley Police-DWI Enf	\$2,520.00	\$696.11
154	154AL-2016-AL-75-00	Independence Police-Sob Ckpt/Yth Alc/Wol	\$277,000.00	\$277,000.00
154	154AL-2016-AL-76-00	Newton Co Sheriff-DWI	\$8,000.00	\$7,514.59
154	154AL-2016-AL-77-00	Nixa Police-DWI Enf	\$14,000.00	\$6,657.48
154	154AL-2016-AL-78-00	Osage Beach Police-DWI Enf	\$3,500.00	\$3,273.38
154	154AL-2016-AL-79-00	Ozark Police-Sobriety Ckpoint	\$5,000.00	\$0.00
154	154AL-2016-AL-80-00	Ozark Police-DWI Enf	\$3,780.00	\$3,402.86
154	154AL-2016-AL-81-00	Pierce City Police-Saturation & Task For	\$1,800.00	\$0.00
154	154AL-2016-AL-82-00	Potosi Police-DWI Enf	\$6,100.00	\$5,118.84
154	154AL-2016-AL-83-00	Grandview Police-DWI Enf	\$23,540.00	\$13,066.34
154	154AL-2016-AL-84-00	Gladstone Public Safety-Enf Underage Dri	\$4,912.00	\$4,462.27
154	154AL-2016-AL-85-00	Excelsior Springs Police-DWI Enf	\$5,520.00	\$4,468.96
154	154AL-2016-AL-86-00	Gladstone Public Safety-DWI Enf & Sobrie	\$11,000.00	\$6,616.22
154	154AL-2016-AL-87-00	Blue Springs Police-DWI Enf	\$4,500.00	\$2,369.90
154	154AL-2016-AL-88-00	Blue Springs Police-Sobriety Ckpoint	\$5,000.00	\$4,232.64
154	154AL-2016-AL-89-00	Clay Co Sheriff-DWI Enf	\$27,980.00	\$19,746.33
154	154AL-2016-AL-90-00	Rolla Police-Sobriety Ckpt/DWI Enf	\$14,000.00	\$13,612.91
154	154AL-2016-AL-91-00	Clay Co Sheriff-Youth Alcohol Enf	\$2,500.00	\$1,129.57
154	154AL-2016-AL-92-00	Seneca Police-Zero Tolerance	\$1,800.00	\$1,772.00
154	154AL-2016-AL-93-00	Clay Co Sheriff-Sobriety Ckpt/Task Force	\$5,600.00	\$1,296.22
154	154AL-2016-AL-94-00	Springfield Police-DWI Enf/Sobriety Ckpo	\$100,045.00	\$84,706.38
154	154AL-2016-AL-95-00	Cleveland Police-Cass Co STEP	\$2,500.00	\$0.00
154	154AL-2016-AL-96-00	Excelsior Springs Police-Clay/Platte DWI	\$7,300.00	\$6,066.45
154	154AL-2016-AL-97-00	Jackson Co Sheriff-DWI/Traffic Safety Un	\$184,900.26	\$148,951.59
154	154AL-2016-AL-98-00	Hollister Police-DWI Concentrated Enf	\$1,500.00	\$1,490.36
154	154AL-2016-AL-99-00	Springfield Police-Youth Alcohol Enf	\$29,975.00	\$28,484.05
154	154AL-2016-AL-A0-00	Christian Co Sheriff-DWI Enf	\$6,500.00	\$6,179.50
154	154AL-2016-AL-A1-00	Christian Co Sheriff-Youth Alcohol Enf	\$3,000.00	\$1,554.25
154	154AL-2016-AL-A2-00	Phelps Co Sheriff-DWI Overtime Enf Proje	\$9,000.00	\$6,342.24
154	154AL-2016-AL-A3-00	Stone Co Sheriff-You Drink You Lose	\$10,000.00	\$6,897.97
154	154AL-2016-AL-A4-00	Mo Dept of Revenue-DOR & Law Enf Trainin	\$25,093.00	\$13,869.66
154	154AL-2016-AL-A5-00	Webster Co Sheriff-15/16 Youth Alcohol E	\$800.00	\$568.37
154	154AL-2016-AL-A6-00	Mo Dept of Revenue-Attorney & Legal Assi	\$124,477.37	\$115,011.69
154	154AL-2016-AL-A7-00	Webster Co Sheriff-15/16 DWI Enf Grant	\$9,200.00	\$7,728.20
154	154AL-2016-AL-A8-00	Lee's Summit Police-DWI Enf	\$41,000.00	\$25,629.06
154	154AL-2016-AL-A9-00	Jackson Co Sheriff-Wolf Pk/Saturation Pa	\$25,000.00	\$12,844.28
154	154AL-2016-AL-B0-00	Jackson Co Sheriff-DWI Sobriety Ckpoint	\$30,000.00	\$25,200.68
154	154AL-2016-AL-B1-00	KC Bd of Police Comm-Sobriety Ckpoint	\$159,232.00	\$156,406.81
154	154AL-2016-AL-B2-00	Lamar Police-You Drink & Drive, We Have V	\$2,500.00	\$2,492.38
154	154AL-2016-AL-B3-00	Lawrence Co Sheriff-DWI Enf	\$11,000.00	\$9,453.55
154	154AL-2016-AL-B4-00	Nevada Police-DWI Enf	\$4,100.00	\$3,604.06
154	154AL-2016-AL-B5-00	Lebanon Police-Sobriety Ckpoint	\$5,000.00	\$4,553.37

**APPENDIX A**

Missouri Highway Safety Plan Annual Report Budget  
as of December 31, 2016

<b>Program</b>	<b>Project</b>	<b>Description</b>	<b>Obligated Funds</b>	<b>Expended Funds</b>
154	154AL-2016-AL-B6-00	St Robert Police-Driving While Intoxicat	\$6,500.00	\$1,293.75
154	154AL-2016-AL-B7-00	Carterville Police-SW Mo DWI Taskforce	\$6,000.00	\$5,775.18
154	154AL-2016-AL-B8-00	Neosho Police-DWI Enf	\$3,780.00	\$3,497.31
154	154AL-2016-AL-B9-00	Waynesville Police-Waynesville Ckpoints	\$7,000.00	\$5,233.12
154	154AL-2016-AL-C0-00	Webb City Police-Saturation Patrols(Wolf	\$12,160.00	\$11,962.75
154	154AL-2016-AL-C1-00	Kearney Police-DWI Extra Patrol	\$4,550.00	\$1,545.26
154	154AL-2016-AL-C2-00	KC Board Police Comm-Youth Alcohol	\$22,385.00	\$19,578.75
154	154AL-2016-AL-C3-00	KC Board Police Comm-DWI Enf	\$81,465.19	\$39,136.06
154	154AL-2016-AL-C4-00	Liberty Police-DWI Enf	\$6,379.00	\$1,435.41
154	154AL-2016-AL-C5-00	Livingston Co Sheriff-DWI Project	\$6,020.00	\$1,712.43
154	154AL-2016-AL-C6-00	Marshall Police-City Sobriety Ckpoints	\$7,993.00	\$4,155.07
154	154AL-2016-AL-C7-00	Columbia Police-Youth Alcohol Enf	\$21,991.76	\$6,988.20
154	154AL-2016-AL-C8-00	Oak Grove Police-DWI Enf	\$3,000.00	\$1,375.33
154	154AL-2016-AL-C9-00	MADD-Court Monitoring Project	\$122,047.00	\$109,272.13
154	154AL-2016-AL-D0-00	Pettis Co Sheriff-Four County Task Force	\$24,313.00	\$1,200.89
154	154AL-2016-AL-D1-00	Platte Co Sheriff-Sobriety Ckpoints/Wolf	\$45,458.92	\$42,096.80
154	154AL-2016-AL-D2-00	Platte Co Sheriff-DWI Enf Officer	\$84,869.00	\$84,456.01
154	154AL-2016-AL-D3-00	Riverside Public Safety-DWI Enf	\$5,000.00	\$4,997.86
154	154AL-2016-AL-D4-00	Butler Co Sheriff-DWI Enf 2015-2016	\$8,499.98	\$6,779.90
154	154AL-2016-AL-D5-00	Cape Girardeau Co Sheriff-DWI Enf Projec	\$19,740.00	\$16,280.58
154	154AL-2016-AL-D6-00	Cape Girardeau Police-Youth Alcohol	\$2,100.00	\$0.00
154	154AL-2016-AL-D7-00	Cape Girardeau Police-DWI Enf	\$7,000.00	\$6,731.12
154	154AL-2016-AL-D8-00	OSCA-DWI Court Project	\$271,020.00	\$206,716.34
154	154AL-2016-AL-D9-00	Kennett Police-DWI Enf	\$10,999.80	\$8,766.80
154	154AL-2016-AL-E0-00	Kennett Police-PD & Task Force Ckpoints	\$19,722.00	\$17,861.34
154	154AL-2016-AL-E1-00	Mo Safety Center-Enf/Drive Sober Campaig	\$472,710.94	\$456,992.08
154	154AL-2016-AL-E2-00	THSD-Statewide DWI	\$100,000.00	\$91,045.01
154	154AL-2016-AL-E3-00	MSHP-DWI Tracking System (DWITS)	\$6,200.00	\$2,193.86
154	154AL-2016-AL-E4-00	Washington Co Sheriff-DWI Enf	\$2,000.00	\$1,862.48
154	154AL-2016-AL-E5-00	THSD-Statewide DWI Equipment	\$80,000.00	\$75,722.50
154	154AL-2016-AL-E6-00	THSD-Impaired Driving Pd Media Campaigns	\$1,126,500.00	\$1,125,530.54
154	154AL-2016-AL-E7-00	MO Sheriff's Assoc-16 Law Enf Liaison Pr	\$159,000.00	\$30,714.46
154	154AL-2016-AL-E8-00	Franklin Co Sheriff-Light Tower	\$7,875.00	\$7,860.00
154	154AL-2016-AL-E9-00	CLOSED THSD-Ignition Interlock Database	\$0.00	\$0.00
154	154AL-2016-AL-F0-00	MSHP-Breath Alcohol Testing (BAT) Vehicl	\$250,000.00	\$250,000.00
154		<b>154 Alcohol Total</b>	<b>\$10,966,133.77</b>	<b>\$5,662,572.68</b>
<b>154 Transfer Funds Total</b>			<b>\$10,966,133.77</b>	<b>\$5,662,572.68</b>

405b Low	M2HVE-2016-05-01-00	Mo Safety Center-Enforcement/CPS Week	\$93,341.08	\$61,638.17
405b Low	M2HVE-2016-05-02-00	Mo Safety Center-Enf/Youth Seatbelt	\$104,396.08	\$50,071.99
405b Low	M2HVE-2016-05-03-00	Belton Police-Seat Belt Awareness	\$1,344.00	\$947.44
405b Low	M2HVE-2016-05-04-00	MO Safety Center-Survey Teen HS Seat Bel	\$77,245.92	\$73,395.95
405b Low	M2HVE-2016-05-05-00	Adair Co Sheriff-Click it or Ticket	\$10,000.00	\$10,000.00
405b Low	M2HVE-2016-05-06-00	Ballwin Police-Occupant Protection	\$3,936.00	\$2,579.36
405b Low	M2HVE-2016-05-07-00	Byrnes Mill Police-Click it or Ticket	\$5,000.00	\$3,418.86
405b Low	M2HVE-2016-05-09-00	Creve Coeur Police-Click it or Ticket	\$6,000.00	\$4,926.61
405b Low	M2HVE-2016-05-11-00	Eureka Police-Occupant Protection	\$6,900.00	\$6,537.03
405b Low	M2HVE-2016-05-12-00	Arnold Police-Occupant Protection Compl	\$14,700.00	\$14,394.79
405b Low	M2HVE-2016-05-13-00	Florissant Police-Occupant Protection	\$5,625.00	\$5,625.00
405b Low	M2HVE-2016-05-14-00	Hazelwood Police-Seat Belt Enforcement	\$15,000.00	\$14,956.02
405b Low	M2HVE-2016-05-15-00	Jefferson Co Sheriff-Occupant Protection	\$50,000.00	\$20,365.21

**APPENDIX A**

Missouri Highway Safety Plan Annual Report Budget  
as of December 31, 2016

<b>Program</b>	<b>Project</b>	<b>Description</b>	<b>Obligated Funds</b>	<b>Expended Funds</b>
405b Low	M2HVE-2016-05-16-00	Kirkwood Police-Seatbelt Enforcement	\$14,000.00	\$13,992.52
405b Low	M2HVE-2016-05-18-00	Lake St Louis Police-Occupant Protection	\$4,410.00	\$2,811.31
405b Low	M2HVE-2016-05-19-00	Maryland Heights Police-Seat Belt Enforc	\$5,000.00	\$4,528.07
405b Low	M2HVE-2016-05-20-00	Greene Co Sheriff-Occupant Protection Pr	\$22,395.00	\$7,707.91
405b Low	M2HVE-2016-05-21-00	Olivette Police-Occupant Protection Init	\$2,940.00	\$2,910.98
405b Low	M2HVE-2016-05-22-00	Overland Police-Occupant Protection	\$1,660.00	\$1,276.34
405b Low	M2HVE-2016-05-23-00	Pevely Police-Occupant Protection Enf	\$5,760.00	\$5,343.78
405b Low	M2HVE-2016-05-24-00	St Louis Co Police-Occupant Protection E	\$40,000.00	\$39,996.69
405b Low	M2HVE-2016-05-25-00	Webster Groves Police-Occupant Protectio	\$6,000.00	\$5,990.37
405b Low	M2HVE-2016-05-26-00	Wentzville Police-Click it or Ticket	\$8,000.00	\$6,099.38
405b Low	M2HVE-2016-05-27-00	Winfield Police-Seat Belts Save Lives!	\$3,000.00	\$2,637.50
405b Low	M2HVE-2016-05-28-00	MSHP-Click it or Ticket	\$125,280.00	\$121,969.15
405b Low	M2HVE-2016-05-29-00	Cape Girardeau Co Sheriff-Occupant Prot	\$3,080.00	\$3,061.99
405b Low	M2HVE-2016-05-30-00	Dexter Police-Occupant Protection Enf	\$9,999.98	\$9,982.15
405b Low	M2HVE-2016-05-31-00	Fredericktown Police-Rdway Safety Matter	\$10,000.00	\$5,239.98
405b Low	M2HVE-2016-05-32-00	Jackson Police-Occupant Protection OT	\$6,109.00	\$4,515.59
405b Low	M2HVE-2016-05-33-00	Leadington Police-Click it or Ticket	\$3,000.00	\$2,998.98
405b Low	M2HVE-2016-05-34-00	Madison Co Sheriff-Safety First	\$3,600.00	\$2,700.00
405b Low		<b>405b Low HVE Total</b>	<b>\$667,722.06</b>	<b>\$512,619.12</b>
405b Low	M2PE-2016-05-01-00	THSD-TWEEN Safety Program	\$30,000.00	\$12,187.32
405b Low	M2PE-2016-05-02-00	Wash U StL-R&D Brief Hosp Seatbelt Inter	\$41,145.90	\$40,547.50
405b Low	M2PE-2016-05-03-00	THSD-Click it or Ticket	\$350,000.00	\$80,287.78
405b Low	M2PE-2016-05-04-00	THSD-Youth Seat Belt Media Campaign	\$300,000.00	\$299,322.01
405b Low	M2PE-2016-05-05-00	THSD-Child Passenger Safety Pd Media	\$150,000.00	\$149,963.07
405b Low		<b>405b Low Public Education Total</b>	<b>\$871,145.90</b>	<b>\$582,307.68</b>
405b Low	M2CPS-2016-05-01-00	Safety & Health of W MO/KS-Child Occupan	\$80,850.00	\$19,629.50
405b Low	M2CPS-2016-05-02-00	THSD-CPS Program Activities	\$18,000.00	\$9,301.44
405b Low		<b>405b Low Community CPS Services Total</b>	<b>\$98,850.00</b>	<b>\$28,930.94</b>
405b Low	M2CSS-2016-05-01-00	THSD-Child Safety Seats MAP 21	\$25,000.00	\$24,891.09
405b Low		<b>405b Low CSS Purchase/Distribution Total</b>	<b>\$25,000.00</b>	<b>\$24,891.09</b>
405b Low	M2OP-2016-05-04-00	Grundy Co Sheriff-Occupant Protection	\$506.00	\$0.00
405b Low	M2OP-2016-05-05-00	KC Bd Police Comm-Occupant Protection	\$87,525.00	\$78,023.82
405b Low	M2OP-2016-05-06-00	Mo Safety Center-Enf/CIOT	\$330,501.08	\$131,256.81
405b Low	M2OP-2016-05-07-00	Mo Safety Center-Statewide Seat Belt Sur	\$147,561.36	\$143,018.39
405b Low	M2OP-2016-05-08-00	Independence Police-Occupant Protection	\$50,000.00	\$50,000.00
405b Low	M2OP-2016-05-09-00	Grandview Police-Seatbelt	\$20,000.00	\$11,568.74
405b Low	M2OP-2016-05-10-00	Clay Co Sheriff-Occupant Protection	\$2,500.00	\$0.00
405b Low	M2OP-2016-05-11-00	Harrisonville Police-Safety Belt Enf	\$4,000.00	\$1,337.01
405b Low	M2OP-2016-05-12-00	Jackson Co Sheriff-Seat Belt Enf & Ed	\$15,000.00	\$962.32
405b Low		<b>405b Low OP Information System Total</b>	<b>\$657,593.44</b>	<b>\$416,167.09</b>
405b Low	M2X-2016-05-00-00	THSD-Statewide 405b OP Low	\$985,764.44	\$0.00
405b Low		<b>405b OP Low Total</b>	<b>\$985,764.44</b>	<b>\$0.00</b>
<b>MAP 21 405b OP Low Total</b>			<b>\$3,306,075.84</b>	<b>\$1,564,915.92</b>

405c	M3DA-2016-04-00-00	THSD-Statewide 405c Data Program	\$1,350,925.87	\$0.00
405c	M3DA-2016-04-01-00	MSHP-Statewide Tr Accident Records Syste	\$130,335.00	\$126,503.73
405c	M3DA-2016-04-02-00	MSHP-STARs & FARS Support	\$290,331.56	\$96,659.08
405c	M3DA-2016-04-03-00	OSCA-JIS Monitoring & Rptng	\$162,527.36	\$154,516.13
405c	M3DA-2016-04-04-00	REJIS-Electronic Records Adoption Improv	\$31,404.00	\$11,936.09
405c	M3DA-2016-04-05-00	REJIS-LETS Sustainment & Enhancements	\$318,305.00	\$297,561.81
405c	M3DA-2016-04-06-00	THSD-Traffic Records Data Improvement	\$90,000.00	\$7,522.84

**APPENDIX A**

Missouri Highway Safety Plan Annual Report Budget  
as of December 31, 2016

<b>Program</b>	<b>Project</b>	<b>Description</b>	<b>Obligated Funds</b>	<b>Expended Funds</b>
405c	M3DA-2016-04-07-00	Sikeston Public Safety-E Citation & E Cr	\$25,138.00	\$10,450.00
405c	M3DA-2016-04-08-00	Lee's Summit Police-Electronic Ticketing	\$13,308.00	\$13,308.00
405c	M3DA-2016-04-09-00	OSCA-Traffic Court Automated Report	\$295,749.94	\$205,443.76
405c	M3DA-2016-04-10-00	St Louis Co Police-E Citation	\$239,968.00	\$137,003.93
405c	M3DA-2016-04-11-00	Cape Girardeau Police-E Citation	\$19,450.00	\$19,440.54
405c	M3DA-2016-04-12-00	Nixa Police- E-Citation	\$10,680.00	\$10,680.00
405c		<b>405c Data Program Total</b>	\$2,978,122.73	\$1,091,025.91
<b>MAP 21 405c Data Program Total</b>			<b>\$2,978,122.73</b>	<b>\$1,091,025.91</b>

405d Mid	M5HVE-2016-03-09-00	Ballwin Police-DWI Enf Grant	\$11,500.00	\$4,194.30
405d Mid	M5HVE-2016-03-17-00	Franklin Co Sheriff-Sobriety Ckpoints	\$32,000.00	\$30,014.51
405d Mid	M5HVE-2016-03-18-00	Franklin Co Sheriff-DWI Enf	\$72,000.00	\$62,671.22
405d Mid	M5HVE-2016-03-19-00	Franklin Co Sheriff-Youth Alcohol	\$10,000.00	\$7,288.37
405d Mid	M5HVE-2016-03-20-00	Franklin Co Sheriff-Traffic Safety/DWI U	\$107,000.00	\$94,849.08
405d Mid	M5HVE-2016-03-23-00	Hazelwood Police-Sobriety Ckpoints	\$25,000.00	\$23,331.76
405d Mid	M5HVE-2016-03-24-00	Hazelwood Police-DWI Enf	\$8,460.00	\$8,235.39
405d Mid	M5HVE-2016-03-25-00	Hazelwood Police-Youth Alcohol Enforceme	\$10,000.00	\$9,949.73
405d Mid	M5HVE-2016-03-27-00	Jefferson Co Sheriff-DWI Enf Unit	\$122,875.00	\$120,495.39
405d Mid	M5HVE-2016-03-29-00	Lake St Louis Police-Saturation Patrol	\$9,000.00	\$8,293.73
405d Mid	M5HVE-2016-03-30-00	Lake St Louis Police-DWI Ckpoint	\$5,000.00	\$1,815.39
405d Mid	M5HVE-2016-03-32-00	Macon Police-Our Rds Safe/DWI Enf	\$2,500.00	\$2,500.00
405d Mid	M5HVE-2016-03-33-00	Manchester Police-DWI Enf	\$5,040.00	\$4,725.56
405d Mid	M5HVE-2016-03-34-00	Maryland Heights Police-DWI Saturation	\$6,858.00	\$5,900.32
405d Mid	M5HVE-2016-03-38-00	Olivette Police-DWI Initiative	\$10,000.00	\$9,981.19
405d Mid	M5HVE-2016-03-40-00	Overland Police-DWI Sobriety Ckpoints	\$13,600.00	\$11,384.28
405d Mid	M5HVE-2016-03-41-00	Overland Police-DWI Saturation Patrols	\$8,000.00	\$4,709.28
405d Mid	M5HVE-2016-03-42-00	Overland Police-Youth Alcohol	\$1,660.00	\$0.00
405d Mid	M5HVE-2016-03-43-00	Pevely Police-DWI Wolf Pack	\$7,500.00	\$1,527.72
405d Mid	M5HVE-2016-03-44-00	Pevely Police-Youth Alcohol Enf	\$5,000.00	\$912.72
405d Mid	M5HVE-2016-03-45-00	St Charles City Police-Saturation Patrol	\$15,000.00	\$11,637.94
405d Mid	M5HVE-2016-03-46-00	St Charles City Police-Sobriety Checkpoi	\$15,000.00	\$12,198.09
405d Mid	M5HVE-2016-03-47-00	St Charles Co Police-Youth Alcohol Enf	\$12,500.00	\$478.68
405d Mid	M5HVE-2016-03-48-00	St Charles Co Police-DWI Saturation Pat	\$22,500.00	\$17,950.01
405d Mid	M5HVE-2016-03-50-00	St Charles Co Police-DWI Ckpoint	\$25,000.00	\$6,543.14
405d Mid	M5HVE-2016-03-51-00	St John Police-DWI Saturation	\$7,500.00	\$7,494.20
405d Mid	M5HVE-2016-03-52-00	St John Police-Sobriety Ckpoints	\$15,000.00	\$14,980.92
405d Mid	M5HVE-2016-03-56-00	St Louis Co Police-Sob Ckpt/Sat Patrol	\$49,750.00	\$25,280.23
405d Mid	M5HVE-2016-03-57-00	St Louis Metro Police-Sobriety Ckpoint	\$25,200.00	\$17,426.93
405d Mid	M5HVE-2016-03-58-00	St Louis Metro Police-DWI Enf	\$150,000.00	\$62,428.55
405d Mid	M5HVE-2016-03-59-00	Sullivan Police-DWI Enf Overtime	\$14,990.00	\$14,175.34
405d Mid	M5HVE-2016-03-60-00	Troy Police-DWI Enf	\$5,000.00	\$4,983.92
405d Mid	M5HVE-2016-03-64-00	Univ City Police Dept-DWI Enf	\$2,500.00	\$0.00
405d Mid	M5HVE-2016-03-66-00	Velda City Police-Think Twice/No DWI	\$3,450.00	\$1,236.00
405d Mid	M5HVE-2016-03-70-00	Washington Police-Youth Alcohol Enf	\$6,000.00	\$3,379.52
405d Mid	M5HVE-2016-03-71-00	Wentzville Police-Underage Drinking Gran	\$7,500.00	\$2,202.58
405d Mid	M5HVE-2016-03-72-00	Wentzville Police-DWI Enf	\$10,000.00	\$8,548.24
405d Mid	M5HVE-2016-03-73-00	Wentzville Police-Sobriety Ckpoint	\$10,000.00	\$4,081.56
405d Mid	M5HVE-2016-03-74-00	THSD-2016 BAT Vans	\$55,000.00	\$8,657.61
405d Mid	M5HVE-2016-03-75-00	MSHP-Sobriety Ckpoints	\$253,747.50	\$245,685.71
405d Mid	M5HVE-2016-03-77-00	MSHP-DWI Saturations	\$239,340.00	\$218,092.10
405d Mid	M5HVE-2016-03-78-00	Pleasant Hill Police-DWI Enf	\$5,000.00	\$3,599.49

**APPENDIX A**

Missouri Highway Safety Plan Annual Report Budget  
as of December 31, 2016

<b>Program</b>	<b>Project</b>	<b>Description</b>	<b>Obligated Funds</b>	<b>Expended Funds</b>
405d Mid	M5HVE-2016-03-79-00	Raymore Police-Sobriety Ckpt/DWI Enf	\$8,000.00	\$7,579.35
405d Mid	M5HVE-2016-03-80-00	Sedalia Police-DWI Enf	\$6,800.00	\$0.00
405d Mid	M5HVE-2016-03-81-00	Smithville Police-DWI Wolfpack	\$4,100.00	\$2,418.71
405d Mid	M5HVE-2016-03-82-00	Cape Girardeau Police-Sobriety Ckpoint	\$11,942.00	\$8,676.89
405d Mid	M5HVE-2016-03-83-00	Caruthersville Police-SE DWI Task Force	\$3,500.00	\$1,389.82
405d Mid	M5HVE-2016-03-84-00	Charleston Public Safety-SEMO DWI Task F	\$2,415.60	\$609.91
405d Mid	M5HVE-2016-03-85-00	Dexter Police-Sobriety Ckpt/Roving Patro	\$11,847.85	\$11,814.26
405d Mid	M5HVE-2016-03-86-00	Hayti Police-2015/2016 DWI Enf Grant	\$4,350.00	\$4,350.00
405d Mid	M5HVE-2016-03-87-00	Howell Co Sheriff-DWI Enf	\$6,799.96	\$4,875.03
405d Mid	M5HVE-2016-03-88-00	Jackson Police-DWI Enf	\$7,000.00	\$3,590.58
405d Mid	M5HVE-2016-03-89-00	Leadington Police-Youth Alcohol Enf	\$3,000.00	\$1,480.50
405d Mid	M5HVE-2016-03-90-00	Madison Co Sheriff-DWI Saturation Proj	\$3,000.00	\$2,999.96
405d Mid	M5HVE-2016-03-91-00	Willow Springs Police-Sobriety Ckpoint	\$3,000.00	\$872.57
405d Mid	M5HVE-2016-03-92-00	Scott City Police-SEMO DWI Taskforce	\$3,960.00	\$1,450.83
405d Mid	M5HVE-2016-03-93-00	Madison Co Sheriff-Sobriety Ckpoint	\$5,500.00	\$5,500.00
405d Mid	M5HVE-2016-03-94-00	CLOSED Parma Police-SE Mo DWI Task Force	\$0.00	\$0.00
405d Mid	M5HVE-2016-03-95-00	Scott Co Sheriff-SE Mo DWI Task Force	\$4,500.00	\$4,500.00
405d Mid	M5HVE-2016-03-96-00	Ste Genevieve Co Sheriff-Imp Driving Enf	\$12,000.00	\$10,364.20
405d Mid	M5HVE-2016-03-97-00	Scott Co Sheriff-DWI Enf	\$5,038.00	\$1,100.00
405d Mid	M5HVE-2016-03-98-00	Smithville Police-Joint Clay/Platte DWI	\$4,976.64	\$4,969.58
405d Mid	M5HVE-2016-03-99-00	Smithville Police-Yth Alcohol Compl Cks	\$3,175.00	\$542.70
405d Mid	M5HVE-2016-03-A0-00	St Joseph Police-NW Mo DWI Task Force	\$27,900.00	\$25,422.36
405d Mid	M5HVE-2016-03-A1-00	St Joseph Police-Midland Empire Alcohol	\$32,400.00	\$31,992.08
405d Mid	M5HVE-2016-03-A2-00	West Plains Police-Sobriety Ckpoints	\$3,572.64	\$2,608.45
405d Mid	M5HVE-2016-03-A3-00	Mountain View Police-DWI Enf	\$1,500.00	\$1,476.00
405d Mid	M5HVE-2016-03-A4-00	MSHP-Aggressive DWI Enforcement Resource	\$130,000.00	\$128,710.40
405d Mid	M5HVE-2016-03-A5-00	MSHP-Breath Alcohol Testing Vehicle	\$250,000.00	\$250,000.00
405d Mid	M5HVE-2016-03-A6-00	Joplin Police- DWI BAT Van	\$65,000.00	\$65,000.00
405d Mid		<b>405d Mid HVE Total</b>	\$2,048,248.19	\$1,688,134.88
405d Mid	M5IDC-2016-03-01-00	THSD-405d YA Program Coordination	\$76,000.00	\$75,910.82
405d Mid	M5IDC-2016-03-02-00	THSD-405d Alcohol Program Coordination	\$76,000.00	\$68,898.02
405d Mid	M5IDC-2016-03-03-00	THSD-Travel Sponsorship Training	\$10,000.00	\$4,831.19
405d Mid		<b>405d Mid ID Coordinator Total</b>	\$162,000.00	\$149,640.03
405d Mid	M5CS-2016-03-01-00	MO Prosecution Services-Traf Saf Res Pro	\$291,722.95	\$241,525.45
405d Mid		<b>405d Mid Court Support Total</b>	\$291,722.95	\$241,525.45
405d Mid	M5TR-2016-03-01-00	Mo Police Chiefs Assoc-2016 DITEP	\$43,580.50	\$35,747.02
405d Mid	M5TR-2016-03-02-00	MO Southern St Univ-Alcohol Training LE	\$47,100.00	\$47,100.00
405d Mid	M5TR-2016-03-03-00	MSHP-BAC/DRE/ARIDE/SFST Training	\$110,581.10	\$78,487.54
405d Mid	M5TR-2016-03-04-00	Cape Girardeau Safe Comm-Team Spirit Yth	\$0.00	\$0.00
405d Mid		<b>405d Mid Training Total</b>	\$201,261.60	\$161,334.56
405d Mid	M5OT-2016-03-01-00	MSHP-R&D Drug Inv in Fatal Crashes	\$200,000.00	\$178,728.50
405d Mid	M5OT-2016-03-02-00	REJIS-DRE Database	\$207,089.00	\$158,762.00
405d Mid	M5OT-2016-03-03-00	Mo Safety Center-Imp Dr Countermeasures	\$908,136.83	\$865,050.38
405d Mid	M5OT-2016-03-04-00	THSD-Impaired Driving	\$11,100.00	\$11,051.51
405d Mid	M5OT-2016-03-05-00	THSD-Alliance Sport Marketing	\$180,000.00	\$180,000.00
405d Mid		<b>405d Mid Other Based on Problem ID Total</b>	\$1,506,325.83	\$1,393,592.39
405d Mid	M5X-2016-03-00-00	THSD-Statewide 405d Impaired Driving Mid	\$3,440,303.64	\$0.00
405d Mid		<b>405d Impaired Driving Mid Total</b>	\$3,440,303.64	\$0.00
<b>MAP 21 405d Impaired Driving Mid Total</b>			<b>\$7,649,862.21</b>	<b>\$3,634,227.31</b>

**APPENDIX A**

Missouri Highway Safety Plan Annual Report Budget  
as of December 31, 2016

<b>Program</b>	<b>Project</b>	<b>Description</b>	<b>Obligated Funds</b>	<b>Expended Funds</b>
405f	M9MA-2016-12-01-00	THSD-Motorcycle Awareness Paid Media	\$89,588.27	\$89,588.27
405f		<b>405f Motorcyclist Awareness Total</b>	\$89,588.27	\$89,588.27
405f	M9X-2016-12-00-00	THSD-Statewide 405f Motorcycle Program	\$181,756.82	\$0.00
405f		<b>405f Motorcycle Programs Total</b>	\$181,756.82	\$0.00
<b>MAP 21 405f Motorcycle Programs Total</b>			<b>\$271,345.09</b>	<b>\$89,588.27</b>
<b>NHTSA Total</b>			<b>\$34,384,470.73</b>	<b>\$17,008,459.83</b>

**APPENDIX B  
GRANTEE CRASH STATISTICAL HISTORY**

Agency	Crash Type	Oct. 1, 2012 to Sept. 30, 2015		3 Year Average		Oct. 1, 2015 to Sept. 30, 2016		Oct. 1, 2012 to Sept. 30, 2015		3 Year Average		Oct. 1, 2015 to Sept. 30, 2016		Oct. 1, 2012 to Sept. 30, 2015		3 Year Average		Oct. 1, 2015 to Sept. 30, 2016			
		Fatal Crashes	Crashes	Fatal Crashes	Crashes	Fatal Crashes	Crashes	Fatal Crashes	Crashes	Fatal Crashes	Crashes	Fatal Crashes	Crashes	Fatal Crashes	Crashes	Fatal Crashes	Crashes	Fatal Crashes	Crashes	Fatal Crashes	Crashes
Adair County Sheriff's Dept.	Alcohol/Drug Involved	0	0	0	0.00	0	1.33	0	4	0	0.00	2	17	0	5.67	0	0	0	0	0	0
Adair County Sheriff's Dept.	Speed - Exceeded Limit	0	0	0	0.00	0	0.33	0	1	0	0.33	0	2	0	0.67	0	0	0	0	0	0
Adair County Sheriff's Dept.	Hazardous Moving Violations	1	0	1	0.33	1	1.67	1	5	1	1.67	2	113	2	37.67	2	113	2	113	2	36
Arnold Police Dept.	Alcohol/Drug Involved	0	0	0	0.00	0	0.00	0	4	0	0.00	0	80	0	26.67	0	80	0	80	0	14
Arnold Police Dept.	Speed - Exceeded Limit	1	0	1	0.33	0	0.33	0	1	0	0.33	0	22	0	7.33	0	22	0	22	0	5
Arnold Police Dept.	Hazardous Moving Violations	2	0	2	0.67	0	0.00	0	6	0	0.00	0	416	0	138.67	0	416	0	416	0	102
Bailwin Police Dept.	Alcohol/Drug Involved	0	0	0	0.00	0	1.00	0	3	0	1.00	1	49	0	16.33	0	49	0	49	0	11
Bailwin Police Dept.	Speed - Exceeded Limit	1	0	1	0.33	0	0.67	0	2	0	0.67	0	19	0	6.33	0	19	0	19	0	4
Bailwin Police Dept.	Hazardous Moving Violations	1	0	1	0.33	0	0.67	0	2	0	0.67	0	350	0	116.67	0	350	0	350	0	115
Barry County Sheriff's Dept.	Alcohol/Drug Involved	12	3	3	4.00	3	6.00	7	18	7	6.00	7	145	7	48.33	7	145	7	145	7	50
Barry County Sheriff's Dept.	Speed - Exceeded Limit	2	2	2	0.67	2	1.00	1	3	1	1.00	1	31	1	10.33	1	31	1	31	1	11
Barry County Sheriff's Dept.	Hazardous Moving Violations	13	3	3	4.33	3	12.33	14	37	14	12.33	14	456	14	152.00	14	456	14	456	14	127
Barton County Sheriff's Dept.	Alcohol/Drug Involved	2	0	2	0.67	0	0.33	1	1	1	0.33	1	24	1	8.00	1	24	1	24	1	5
Barton County Sheriff's Dept.	Speed - Exceeded Limit	0	0	0	0.00	0	1.00	0	3	0	1.00	0	5	0	1.67	0	5	0	5	0	2
Barton County Sheriff's Dept.	Hazardous Moving Violations	1	0	1	0.33	0	3.33	5	10	5	3.33	5	111	5	37.00	5	111	5	111	5	35
Beilton Police Dept.	Alcohol/Drug Involved	1	0	1	0.33	0	0.00	0	0	0	0.00	0	41	0	13.67	0	41	0	41	0	9
Beilton Police Dept.	Speed - Exceeded Limit	1	0	1	0.33	0	0.33	1	1	1	0.33	1	28	1	9.33	1	28	1	28	1	7
Beilton Police Dept.	Hazardous Moving Violations	1	0	1	0.33	0	1.67	5	5	5	1.67	5	719	5	239.67	5	719	5	719	5	166
Benton County Sheriff's Dept.	Alcohol/Drug Involved	5	1	1	1.67	1	1.33	4	4	4	1.33	4	49	4	16.33	4	49	4	49	4	15
Benton County Sheriff's Dept.	Speed - Exceeded Limit	2	0	2	0.67	0	0.00	0	0	0	0.00	0	6	0	2.00	0	6	0	6	0	2
Benton County Sheriff's Dept.	Hazardous Moving Violations	4	1	1	1.33	1	3.33	4	10	4	3.33	4	206	4	68.67	4	206	4	206	4	90
Billings Police Dept.	Alcohol/Drug Involved	0	0	0	0.00	0	0.00	0	0	0	0.00	0	6	0	2.00	0	6	0	6	0	2
Billings Police Dept.	Speed - Exceeded Limit	0	0	0	0.00	0	0.00	0	0	0	0.00	0	3	0	1.00	0	3	0	3	0	1
Billings Police Dept.	Hazardous Moving Violations	0	0	0	0.00	0	0.00	0	0	0	0.00	0	12	0	4.00	0	12	0	12	0	7
Bluesprings Police Dept.	Alcohol/Drug Involved	0	0	0	0.00	3	4.67	6	14	6	4.67	6	172	6	57.33	6	172	6	172	6	59
Bluesprings Police Dept.	Speed - Exceeded Limit	2	1	1	0.67	1	3.67	5	11	5	3.67	5	89	5	29.67	5	89	5	89	5	33
Bluesprings Police Dept.	Hazardous Moving Violations	3	1	1	1.00	1	11.00	19	33	19	11.00	19	1088	19	362.67	19	1088	19	1088	19	421
Bolivar Police Dept.	Alcohol/Drug Involved	0	0	0	0.00	0	0.33	1	1	1	0.33	1	20	1	6.67	1	20	1	20	1	7
Bolivar Police Dept.	Speed - Exceeded Limit	0	0	0	0.00	0	0.00	0	0	0	0.00	0	10	0	3.33	0	10	0	10	0	3
Bolivar Police Dept.	Hazardous Moving Violations	0	0	0	0.00	0	0.67	0	2	0	0.67	0	144	0	48.00	0	144	0	144	0	43
Boone County Sheriff's	Alcohol/Drug Involved	4	2	2	1.33	2	6.33	7	19	7	6.33	7	160	7	53.33	7	160	7	160	7	43
Boone County Sheriff's	Speed - Exceeded Limit	3	0	3	1.00	0	1.00	2	3	2	1.00	2	60	2	20.00	2	60	2	60	2	21
Boone County Sheriff's	Hazardous Moving Violations	7	3	3	2.33	3	9.00	14	27	14	9.00	14	739	14	246.33	14	739	14	739	14	260
Branson Police Dept.	Alcohol/Drug Involved	0	0	0	0.00	0	3.33	1	10	1	3.33	1	93	1	31.00	1	93	1	93	1	31
Branson Police Dept.	Speed - Exceeded Limit	2	0	2	0.67	0	1.00	1	3	1	1.00	1	40	1	13.33	1	40	1	40	1	13
Branson Police Dept.	Hazardous Moving Violations	3	1	1	1.00	1	1.00	3	5	3	1.00	3	676	3	225.33	3	676	3	676	3	205
Breckenridge Hills Police Dept.	Alcohol/Drug Involved	0	0	0	0.00	0	0.67	0	2	0	0.67	0	19	0	6.33	0	19	0	19	0	5
Breckenridge Hills Police Dept.	Speed - Exceeded Limit	0	0	0	0.00	0	0.00	0	0	0	0.00	0	15	0	5.00	0	15	0	15	0	3
Breckenridge Hills Police Dept.	Hazardous Moving Violations	0	0	0	0.00	0	0.00	0	0	0	0.00	0	84	0	28.00	0	84	0	84	0	34
Brentwood Police Dept.	Alcohol/Drug Involved	0	0	0	0.00	0	0.33	0	1	0	0.33	0	18	0	6.00	0	18	0	18	0	4
Brentwood Police Dept.	Speed - Exceeded Limit	1	0	1	0.33	0	0.00	1	0	1	0.00	1	10	1	3.33	1	10	1	10	1	4
Brentwood Police Dept.	Hazardous Moving Violations	1	0	1	0.33	0	0.67	1	2	1	0.67	1	180	1	60.00	1	180	1	180	1	57
Bridgeton Police Dept.	Alcohol/Drug Involved	1	1	1	0.33	1	2.00	0	6	0	2.00	0	62	0	20.67	0	62	0	62	0	13
Bridgeton Police Dept.	Speed - Exceeded Limit	1	0	1	0.33	2	2.00	2	6	2	2.00	2	65	2	21.67	2	65	2	65	2	19
Bridgeton Police Dept.	Hazardous Moving Violations	2	2	2	0.67	2	0.67	2	21	2	0.67	2	1045	2	348.33	2	1045	2	1045	2	239
Buchanan County Sheriff's Dept.	Alcohol/Drug Involved	4	0	4	1.33	0	2.33	0	7	0	2.33	0	61	0	20.33	0	61	0	61	0	13
Buchanan County Sheriff's Dept.	Speed - Exceeded Limit	0	0	0	0.00	0	0.00	0	0	0	0.00	0	23	0	7.67	0	23	0	23	0	13



Agency	Crash Type	Oct. 1, 2012 to Sept. 30, 2015		3 Year Average		Oct. 1, 2015 to Sept. 30, 2016		Oct. 1, 2012 to Sept. 30, 2015		3 Year Average		Oct. 1, 2015 to Sept. 30, 2016	
		Fatal Crashes	Crashes	Fatal Crashes	Crashes	Fatal Crashes	Crashes	Fatal Crashes	Crashes	Total Crashes	Average	Total Crashes	Average
Buchanan County Sheriff's Dept.	Hazardous Moving Violations	6	13	0	4.33	0	5	0	303	101.00	0	104	
Butler County Sheriff's Dept.	Alcohol/Drug Involved	4	14	2	4.67	2	1	0	119	39.67	0	35	
Butler County Sheriff's Dept.	Speed - Exceeded Limit	0	3	0	1.00	0	1	0	14	4.67	0	4	
Butler County Sheriff's Dept.	Hazardous Moving Violations	3	21	4	7.00	4	6	0	437	145.67	0	177	
Byrnes Mill Police Dept.	Alcohol/Drug Involved	1	0	0	0.00	0	0	0	2	0.67	0	0	
Byrnes Mill Police Dept.	Speed - Exceeded Limit	1	0	0	0.00	0	0	0	1	0.33	0	0	
Byrnes Mill Police Dept.	Hazardous Moving Violations	1	0	0	0.00	0	0	0	6	2.00	0	2	
Callaway County Sheriff's Dept.	Alcohol/Drug Involved	7	7	1	2.33	1	3	0	93	31.00	0	37	
Callaway County Sheriff's Dept.	Speed - Exceeded Limit	1	4	0	1.33	0	2	0	23	7.67	0	6	
Callaway County Sheriff's Dept.	Hazardous Moving Violations	8	31	2	10.33	2	11	0	630	210.00	0	229	
Calverton Park Police Dept.	Alcohol/Drug Involved	0	0	0	0.00	0	0	0	0	0.00	0	0	
Calverton Park Police Dept.	Speed - Exceeded Limit	0	0	0	0.00	0	0	0	0	0.00	0	0	
Calverton Park Police Dept.	Hazardous Moving Violations	0	0	0	0.00	0	0	0	9	3.00	0	0	
Camden County Sheriff's Dept.	Alcohol/Drug Involved	9	25	3	8.33	3	9	0	136	45.33	0	50	
Camden County Sheriff's Dept.	Speed - Exceeded Limit	3	4	0	1.33	0	0	0	32	10.67	0	5	
Camden County Sheriff's Dept.	Hazardous Moving Violations	9	39	5	13.00	5	8	0	405	135.00	0	151	
Camden County Sheriff's Dept.	Alcohol/Drug Involved	2	1	0	0.33	0	0	0	15	5.00	0	2	
Camden County Sheriff's Dept.	Speed - Exceeded Limit	1	1	0	0.33	0	0	0	8	2.67	0	0	
Camden County Sheriff's Dept.	Hazardous Moving Violations	2	1	0	0.33	0	0	0	83	27.67	0	18	
Cape Girardeau County Sheriff's Dept.	Alcohol/Drug Involved	4	17	2	5.67	2	3	0	98	32.67	0	25	
Cape Girardeau County Sheriff's Dept.	Speed - Exceeded Limit	0	1	1	0.33	1	1	0	5	1.67	0	4	
Cape Girardeau County Sheriff's Dept.	Hazardous Moving Violations	1	19	1	6.33	1	9	0	396	132.00	0	155	
Cape Girardeau Safe Communities		0	0	0	0.00	0	0	0	0	0.00	0	0	
Cape Girardeau Police	Alcohol/Drug Involved	2	0	1	0.67	1	1	0	68	22.67	0	45	
Cape Girardeau Police	Speed - Exceeded Limit	2	2	0	0.67	0	1	0	36	12.00	0	7	
Cape Girardeau Police	Hazardous Moving Violations	4	12	1	4.00	1	6	0	1979	659.67	0	765	
Cartersville Police Dept.	Alcohol/Drug Involved	0	0	0	0.00	0	0	0	5	1.67	0	0	
Cartersville Police Dept.	Speed - Exceeded Limit	0	0	0	0.00	0	0	0	3	1.00	0	0	
Cartersville Police Dept.	Hazardous Moving Violations	0	0	0	0.00	0	1	0	29	9.67	0	5	
Carthage Police Dept.	Alcohol/Drug Involved	0	5	0	1.67	0	0	0	34	11.33	0	16	
Carthage Police Dept.	Speed - Exceeded Limit	0	3	1	1.00	1	0	0	8	2.67	0	7	
Carthage Police Dept.	Hazardous Moving Violations	1	4	1	1.33	1	0	0	126	42.00	0	42	
Caruthersville Police Dept.	Alcohol/Drug Involved	0	0	0	0.00	0	0	0	19	6.33	0	3	
Caruthersville Police Dept.	Speed - Exceeded Limit	0	0	0	0.00	0	0	0	5	1.67	0	1	
Caruthersville Police Dept.	Hazardous Moving Violations	0	1	0	0.33	0	0	0	31	10.33	0	2	
Cass County Sheriff's Dept.	Alcohol/Drug Involved	4	10	4	3.33	4	3	0	88	29.33	0	31	
Cass County Sheriff's Dept.	Speed - Exceeded Limit	2	5	0	1.67	0	1	0	72	24.00	0	16	
Cass County Sheriff's Dept.	Hazardous Moving Violations	5	16	2	5.33	2	7	0	593	197.67	0	153	
Charleston Dept. of Public Safety	Alcohol/Drug Involved	0	0	0	0.00	0	0	0	2	0.67	0	1	
Charleston Dept. of Public Safety	Speed - Exceeded Limit	0	0	0	0.00	0	0	0	2	0.67	0	0	
Charleston Dept. of Public Safety	Hazardous Moving Violations	0	0	0	0.00	0	0	0	10	3.33	0	2	
Chesterfield Police Dept.	Alcohol/Drug Involved	1	1	0	0.33	0	2	0	113	37.67	0	39	
Chesterfield Police Dept.	Speed - Exceeded Limit	0	2	0	0.67	0	1	0	58	19.33	0	10	
Chesterfield Police Dept.	Hazardous Moving Violations	1	10	0	3.33	0	4	0	1584	528.00	0	483	
Chillicothe Police Dept.	Alcohol/Drug Involved	0	0	0	0.00	0	1	0	14	4.67	0	5	
Chillicothe Police Dept.	Speed - Exceeded Limit	0	1	0	0.33	0	0	0	8	2.67	0	0	
Chillicothe Police Dept.	Hazardous Moving Violations	0	1	0	0.33	0	1	0	128	42.67	0	35	

Agency	Crash Type	Oct. 1, 2012 to Sept. 30, 2015		3 Year Average		Oct. 1, 2012 to Sept. 30, 2015		3 Year Average		Oct. 1, 2015 to Sept. 30, 2016		3 Year Average		Oct. 1, 2015 to Sept. 30, 2016		
		Fatal Crashes	Crashes	Fatal Crashes	Crashes	Fatal Crashes	Crashes	Fatal Crashes	Crashes	Fatal Crashes	Crashes	Fatal Crashes	Crashes	Fatal Crashes	Crashes	Total Crashes
Christian County Sheriff's Dept.	Alcohol/Drug Involved	2	26	0.67	8.67	1	2	0.67	8.67	1	2	0.67	8.67	1	2	36.67
Christian County Sheriff's Dept.	Speed - Exceeded Limit	2	12	0.67	4.00	2	0	0.67	4.00	2	0	0.67	4.00	2	0	14.00
Christian County Sheriff's Dept.	Hazardous Moving Violations	8	67	2.67	22.33	4	8	2.67	22.33	4	8	2.67	22.33	4	8	210.67
Clark County Sheriff's Dept.	Alcohol/Drug Involved	1	4	0.33	1.33	2	4	0.33	1.33	2	4	0.33	1.33	2	4	7.00
Clark County Sheriff's Dept.	Speed - Exceeded Limit	0	1	0.00	0.33	0	1	0.00	0.33	0	1	0.00	0.33	0	1	0.33
Clark County Sheriff's Dept.	Hazardous Moving Violations	3	9	1.00	3.00	0	9	1.00	3.00	0	9	1.00	3.00	0	9	31.33
Clay County Sheriff's Dept.	Alcohol/Drug Involved	1	4	0.33	1.33	0	4	0.33	1.33	0	4	0.33	1.33	0	4	22.67
Clay County Sheriff's Dept.	Speed - Exceeded Limit	0	4	0.00	1.33	0	4	0.00	1.33	0	4	0.00	1.33	0	4	15.67
Clay County Sheriff's Dept.	Hazardous Moving Violations	1	15	0.33	5.00	3	3	0.33	5.00	3	3	0.33	5.00	3	3	78.67
Cleveland Police Dept.	Alcohol/Drug Involved	0	1	0.00	0.33	0	1	0.00	0.33	0	1	0.00	0.33	0	1	0.33
Cleveland Police Dept.	Speed - Exceeded Limit	0	1	0.00	0.33	0	1	0.00	0.33	0	1	0.00	0.33	0	1	0.33
Cleveland Police Dept.	Hazardous Moving Violations	0	1	0.00	0.33	0	1	0.00	0.33	0	1	0.00	0.33	0	1	0.33
Cole County Sheriff's Dept.	Alcohol/Drug Involved	5	8	1.67	2.67	0	5	1.67	2.67	0	5	1.67	2.67	0	5	28.00
Cole County Sheriff's Dept.	Speed - Exceeded Limit	1	4	0.33	1.33	0	4	0.33	1.33	0	4	0.33	1.33	0	4	6.00
Cole County Sheriff's Dept.	Hazardous Moving Violations	4	16	1.33	5.33	1	2	1.33	5.33	1	2	1.33	5.33	1	2	89.67
Columbia Police Dept.	Alcohol/Drug Involved	11	16	3.67	5.33	2	6	3.67	5.33	2	6	3.67	5.33	2	6	113.00
Columbia Police Dept.	Speed - Exceeded Limit	8	11	2.67	3.67	2	3	2.67	3.67	2	3	2.67	3.67	2	3	45.33
Columbia Police Dept.	Hazardous Moving Violations	9	37	3.00	12.33	3	13	3.00	12.33	3	13	3.00	12.33	3	13	378.33
Cottleville Police Dept.	Alcohol/Drug Involved	1	1	0.33	0.33	0	1	0.33	0.33	0	1	0.33	0.33	0	1	4.33
Cottleville Police Dept.	Speed - Exceeded Limit	1	0	0.33	0.00	0	0	0.33	0.00	0	0	0.33	0.00	0	0	2.33
Cottleville Police Dept.	Hazardous Moving Violations	1	0	0.33	0.00	0	0	0.33	0.00	0	0	0.33	0.00	0	0	2.33
Creve Coeur Police Dept.	Alcohol/Drug Involved	0	1	0.00	0.33	0	1	0.00	0.33	0	1	0.00	0.33	0	1	47.00
Creve Coeur Police Dept.	Speed - Exceeded Limit	1	0	0.33	0.00	0	0	0.33	0.00	0	0	0.33	0.00	0	0	29.33
Creve Coeur Police Dept.	Hazardous Moving Violations	1	5	0.33	1.67	0	5	0.33	1.67	0	5	0.33	1.67	0	5	4.00
Crocker Police Dept.	Alcohol/Drug Involved	0	0	0.00	0.00	0	0	0.00	0.00	0	0	0.00	0.00	0	0	3.00
Crocker Police Dept.	Speed - Exceeded Limit	0	0	0.00	0.00	0	0	0.00	0.00	0	0	0.00	0.00	0	0	1.00
Crocker Police Dept.	Hazardous Moving Violations	0	0	0.00	0.00	0	0	0.00	0.00	0	0	0.00	0.00	0	0	0.33
Crystal City Police Dept.	Alcohol/Drug Involved	0	1	0.00	0.33	1	1	0.00	0.33	1	1	0.00	0.33	1	1	2.33
Crystal City Police Dept.	Speed - Exceeded Limit	0	0	0.00	0.00	0	0	0.00	0.00	0	0	0.00	0.00	0	0	5.67
Crystal City Police Dept.	Hazardous Moving Violations	0	0	0.00	0.00	1	0	0.00	0.00	1	0	0.00	0.00	1	0	2.33
Cuba Police Dept.	Alcohol/Drug Involved	0	0	0.00	0.00	0	0	0.00	0.00	0	0	0.00	0.00	0	0	22.67
Cuba Police Dept.	Speed - Exceeded Limit	0	0	0.00	0.00	0	0	0.00	0.00	0	0	0.00	0.00	0	0	3.00
Cuba Police Dept.	Hazardous Moving Violations	0	0	0.00	0.00	0	0	0.00	0.00	0	0	0.00	0.00	0	0	3.67
Cuba Police Dept.	Speed - Exceeded Limit	0	0	0.00	0.00	0	0	0.00	0.00	0	0	0.00	0.00	0	0	16.00
Curators of University of Missouri - St. Louis	Alcohol/Drug Involved	0	0	0.00	0.00	0	0	0.00	0.00	0	0	0.00	0.00	0	0	0.00
Des Peres Dept. of Public Safety	Alcohol/Drug Involved	0	2	0.00	0.67	0	2	0.00	0.67	0	2	0.00	0.67	0	2	11.67
Des Peres Dept. of Public Safety	Speed - Exceeded Limit	0	0	0.00	0.00	0	0	0.00	0.00	0	0	0.00	0.00	0	0	3.33
Des Peres Dept. of Public Safety	Hazardous Moving Violations	0	5	0.00	1.67	1	2	0.00	1.67	2	4	0.67	2.00	2	4	165.33
Dexter Police Dept.	Alcohol/Drug Involved	0	1	0.00	0.33	0	1	0.00	0.33	0	1	0.00	0.33	0	1	8.67
Dexter Police Dept.	Speed - Exceeded Limit	0	1	0.00	0.33	0	1	0.00	0.33	0	1	0.00	0.33	0	1	5.00
Dexter Police Dept.	Hazardous Moving Violations	1	1	0.33	0.33	0	1	0.33	0.33	0	1	0.33	0.33	0	1	58.67
Edmundson Police Dept.	Alcohol/Drug Involved	0	0	0.00	0.00	0	0	0.00	0.00	0	0	0.00	0.00	0	0	1.67
Edmundson Police Dept.	Speed - Exceeded Limit	0	0	0.00	0.00	0	0	0.00	0.00	0	0	0.00	0.00	0	0	1.33
Edmundson Police Dept.	Hazardous Moving Violations	0	1	0.00	0.33	0	1	0.00	0.33	0	1	0.00	0.33	0	1	15.33
Eldon Police Dept.	Alcohol/Drug Involved	0	0	0.00	0.00	0	0	0.00	0.00	0	0	0.00	0.00	0	0	1.67
Eldon Police Dept.	Speed - Exceeded Limit	0	2	0.00	0.67	0	2	0.00	0.67	0	2	0.00	0.67	0	2	2.67
Eldon Police Dept.	Hazardous Moving Violations	0	3	0.00	1.00	0	3	0.00	1.00	0	3	0.00	1.00	0	3	12.33
Ellisville Police Dept.	Alcohol/Drug Involved	0	2	0.00	0.67	0	2	0.00	0.67	0	2	0.00	0.67	0	2	6.00

Agency	Crash Type	Oct. 1, 2012 to Sept. 30, 2015		Oct. 1, 2015 to Sept. 30, 2016		Oct. 1, 2012 to Sept. 30, 2015		Oct. 1, 2015 to Sept. 30, 2016		Oct. 1, 2012 to Sept. 30, 2015		Oct. 1, 2015 to Sept. 30, 2016	
		Fatal Crashes	3 Year Average Fatal Crashes	Fatal Crashes	3 Year Average Fatal Crashes	Crashes	3 Year Average Crashes	Crashes	3 Year Average Crashes	Total Crashes	3 Year Average Total Crashes	Total Crashes	3 Year Average Total Crashes
Ellisville Police Dept.	Speed - Exceeded Limit	0	0.00	0	0.00	3	1.00	0	1.00	12	4.00	3	3
Ellisville Police Dept.	Hazardous Moving Violations	0	0.00	0	0.00	4	1.33	0	1.33	299	99.67	138	138
Eureka Police Dept.	Alcohol/Drug Involved	0	0.00	0	0.00	0	0.00	0	0.00	20	6.67	12	12
Eureka Police Dept.	Speed - Exceeded Limit	0	0.00	0	0.00	0	0.00	0	0.00	8	2.67	1	1
Eureka Police Dept.	Hazardous Moving Violations	1	0.33	0	0.00	4	1.33	1	0.33	218	72.67	61	61
Excelsior Springs Police Dept.	Alcohol/Drug Involved	0	0.00	0	0.00	1	0.33	0	0.00	39	13.00	7	7
Excelsior Springs Police Dept.	Speed - Exceeded Limit	0	0.00	0	0.00	3	1.00	0	1.00	44	14.67	4	4
Excelsior Springs Police Dept.	Hazardous Moving Violations	0	0.00	0	0.00	3	1.00	0	1.00	229	76.33	46	46
Farmington Police Dept.	Alcohol/Drug Involved	1	0.33	1	0.33	1	0.33	0	0.00	40	13.33	9	9
Farmington Police Dept.	Speed - Exceeded Limit	0	0.00	0	0.00	0	0.00	1	0.33	12	4.00	3	3
Farmington Police Dept.	Hazardous Moving Violations	0	0.00	0	0.00	3	1.00	1	0.33	315	105.00	65	65
Ferguson Police Dept.	Alcohol/Drug Involved	1	0.33	0	0.00	1	0.33	1	0.33	35	11.67	16	16
Ferguson Police Dept.	Speed - Exceeded Limit	1	0.33	1	0.33	5	1.67	4	1.33	51	17.00	30	30
Ferguson Police Dept.	Hazardous Moving Violations	2	0.67	1	0.33	9	3.00	4	1.33	331	110.33	150	150
Festus Police Dept.	Alcohol/Drug Involved	2	0.67	0	0.00	4	1.33	1	0.33	38	12.67	23	23
Festus Police Dept.	Speed - Exceeded Limit	1	0.33	0	0.00	0	0.00	1	0.33	21	7.00	5	5
Festus Police Dept.	Hazardous Moving Violations	1	0.33	2	0.67	5	1.67	2	0.67	288	96.00	106	106
Florisant Police Dept.	Alcohol/Drug Involved	0	0.00	1	0.33	7	2.33	3	1.00	165	55.00	48	48
Florisant Police Dept.	Speed - Exceeded Limit	2	0.67	1	0.33	5	1.67	2	0.67	104	34.67	43	43
Florisant Police Dept.	Hazardous Moving Violations	2	0.67	1	0.33	7	2.33	3	1.00	1300	433.33	495	495
Franklin County Sheriff's	Alcohol/Drug Involved	21	7.00	3	1.00	37	12.33	14	4.67	258	86.00	91	91
Franklin County Sheriff's	Speed - Exceeded Limit	5	1.67	1	0.33	4	1.33	2	0.67	28	9.33	10	10
Franklin County Sheriff's	Hazardous Moving Violations	19	6.33	6	2.00	82	27.33	23	7.67	1002	334.00	401	401
Gasconade County Sheriff's	Alcohol/Drug Involved	0	0.00	1	0.33	5	1.67	1	0.33	44	14.67	8	8
Gasconade County Sheriff's	Speed - Exceeded Limit	0	0.00	2	0.67	2	0.67	0	0.00	13	4.33	7	7
Gasconade County Sheriff's	Hazardous Moving Violations	0	0.00	0	0.00	0	0.00	0	0.00	0	0.00	0	0
Gladstone Dept. of Public Safety	Alcohol/Drug Involved	0	0.00	0	0.00	7	2.33	1	0.33	69	23.00	26	26
Gladstone Dept. of Public Safety	Speed - Exceeded Limit	1	0.33	1	0.33	3	1.00	0	0.00	22	7.33	10	10
Gladstone Dept. of Public Safety	Hazardous Moving Violations	1	0.33	1	0.33	15	5.00	3	1.00	625	208.33	238	238
Glendale Police Dept.	Alcohol/Drug Involved	0	0.00	0	0.00	1	0.33	0	0.00	7	2.33	1	1
Glendale Police Dept.	Speed - Exceeded Limit	0	0.00	0	0.00	0	0.00	0	0.00	1	0.33	0	0
Glendale Police Dept.	Hazardous Moving Violations	0	0.00	0	0.00	0	0.00	0	0.00	40	13.33	12	12
Grain Valley Police Dept.	Alcohol/Drug Involved	0	0.00	0	0.00	6	2.00	0	0.00	42	14.00	6	6
Grain Valley Police Dept.	Speed - Exceeded Limit	0	0.00	0	0.00	4	1.33	0	0.00	16	5.33	1	1
Grain Valley Police Dept.	Hazardous Moving Violations	0	0.00	0	0.00	4	1.33	0	0.00	146	48.67	13	13
Grandview Police Dept.	Alcohol/Drug Involved	0	0.00	0	0.00	6	2.00	1	0.33	95	31.67	24	24
Grandview Police Dept.	Speed - Exceeded Limit	1	0.33	0	0.00	4	1.33	1	0.33	50	16.67	9	9
Grandview Police Dept.	Hazardous Moving Violations	1	0.33	2	0.67	9	3.00	4	1.33	410	136.67	141	141
Greene County Sheriff's	Alcohol/Drug Involved	6	2.00	2	0.67	24	8.00	7	2.33	194	64.67	61	61
Greene County Sheriff's	Speed - Exceeded Limit	3	1.00	3	1.00	8	2.67	1	0.33	43	14.33	15	15
Greene County Sheriff's	Hazardous Moving Violations	14	4.67	6	2.00	95	31.67	20	6.67	1051	350.33	272	272
Harrisonville Police Dept.	Alcohol/Drug Involved	1	0.33	0	0.00	3	1.00	0	0.00	32	10.67	2	2
Harrisonville Police Dept.	Speed - Exceeded Limit	0	0.00	0	0.00	0	0.00	0	0.00	9	3.00	3	3
Harrisonville Police Dept.	Hazardous Moving Violations	0	0.00	0	0.00	2	0.67	0	0.00	201	67.00	57	57
Hazelwood Police Dept.	Alcohol/Drug Involved	0	0.00	0	0.00	6	2.00	0	0.00	44	14.67	11	11
Hazelwood Police Dept.	Speed - Exceeded Limit	1	0.33	1	0.33	4	1.33	0	0.00	48	16.00	13	13
Hazelwood Police Dept.	Hazardous Moving Violations	1	0.33	1	0.33	9	3.00	3	1.00	1101	367.00	210	210

Agency	Crash Type	Oct. 1, 2012 to Sept. 30, 2015		3 Year Average		Oct. 1, 2015 to Sept. 30, 2016		Oct. 1, 2012 to Sept. 30, 2015		3 Year Average		Oct. 1, 2015 to Sept. 30, 2016		
		Fatal Crashes	Crashes	Fatal Crashes	Crashes	Fatal Crashes	Crashes	Fatal Crashes	Crashes	Total Crashes	Average	Total Crashes	Average	
Henry County Sheriff's	Alcohol/Drug Involved	0	0	0	0.00	1	9	0	0	3.00	2	36	12.00	15
Henry County Sheriff's	Speed - Exceeded Limit	0	0	0	0.00	0	0	0	0	0.00	0	5	1.67	5
Henry County Sheriff's	Hazardous Moving Violations	3	14	0	1.00	0	14	0	14	4.67	2	181	60.33	60
Herculaneum Police Dept.	Alcohol/Drug Involved	0	0	0	0.00	0	1	0	1	0.33	1	7	2.33	3
Herculaneum Police Dept.	Speed - Exceeded Limit	0	0	0	0.00	1	0	0	0	0.00	0	4	1.33	2
Herculaneum Police Dept.	Hazardous Moving Violations	0	0	1	0.00	1	5	0	5	1.67	0	104	34.67	44
Hollister Police Dept.	Alcohol/Drug Involved	0	0	0	0.00	0	0	0	0	0.00	0	9	3.00	1
Hollister Police Dept.	Speed - Exceeded Limit	0	0	0	0.00	0	1	0	1	0.33	0	14	4.67	5
Hollister Police Dept.	Hazardous Moving Violations	0	0	1	0.00	1	1	0	1	0.33	0	150	50.00	53
Howell County Sheriff's Dept.	Alcohol/Drug Involved	4	13	5	1.33	5	13	5	13	4.33	5	101	33.67	31
Howell County Sheriff's Dept.	Speed - Exceeded Limit	2	6	2	0.67	2	6	0	6	2.00	0	26	8.67	10
Howell County Sheriff's Dept.	Hazardous Moving Violations	6	35	3	2.00	3	35	10	35	11.67	10	360	120.00	120
Independence Police Dept.	Alcohol/Drug Involved	9	50	1	3.00	1	50	18	424	16.67	18	424	141.33	159
Independence Police Dept.	Speed - Exceeded Limit	6	49	4	2.00	4	49	18	310	16.33	18	310	103.33	121
Independence Police Dept.	Hazardous Moving Violations	7	188	4	2.33	4	188	64	2732	62.67	64	2732	910.67	926
Jackson County Sheriff's	Alcohol/Drug Involved	5	7	0	1.67	0	7	3	64	2.33	3	64	21.33	15
Jackson County Sheriff's	Speed - Exceeded Limit	5	7	0	1.67	0	7	0	65	2.33	0	65	21.67	6
Jackson County Sheriff's	Hazardous Moving Violations	8	18	0	2.67	0	18	2	271	6.00	2	271	90.33	48
Jackson Police Dept.	Alcohol/Drug Involved	1	3	1	0.33	1	3	1	33	1.00	1	33	11.00	18
Jackson Police Dept.	Speed - Exceeded Limit	1	0	0	0.33	0	0	0	12	0.00	0	12	4.00	1
Jackson Police Dept.	Hazardous Moving Violations	1	7	1	0.33	1	7	1	479	2.33	1	479	159.67	174
Jasper County Sheriff's	Alcohol/Drug Involved	6	11	1	2.00	1	11	5	151	3.67	5	151	50.33	57
Jasper County Sheriff's	Speed - Exceeded Limit	4	0	2	1.33	2	0	2	36	0.00	2	36	11.67	13
Jasper County Sheriff's	Hazardous Moving Violations	9	22	2	3.00	2	22	9	577	7.33	9	577	192.33	133
Jasper Police Dept.	Alcohol/Drug Involved	0	0	0	0.00	0	0	0	1	0.00	0	1	0.33	0
Jasper Police Dept.	Speed - Exceeded Limit	0	0	0	0.00	0	0	0	0	0.00	0	0	0.00	0
Jasper Police Dept.	Hazardous Moving Violations	0	0	0	0.00	0	0	0	0	0.00	0	0	0.00	0
Jefferson City Police Dept.	Alcohol/Drug Involved	2	10	0	0.67	0	10	7	148	3.33	7	148	49.33	54
Jefferson City Police Dept.	Speed - Exceeded Limit	0	0	0	0.00	0	0	0	33	0.00	0	33	11.00	16
Jefferson City Police Dept.	Hazardous Moving Violations	0	22	1	0.00	1	22	4	1180	7.33	4	1180	393.33	424
Jefferson County Sheriff's	Alcohol/Drug Involved	27	56	5	9.00	5	56	18	500	18.67	18	500	166.67	150
Jefferson County Sheriff's	Speed - Exceeded Limit	4	25	4	1.33	4	25	6	163	8.33	6	163	54.33	49
Jefferson County Sheriff's	Hazardous Moving Violations	27	118	11	9.00	11	118	35	1800	39.33	35	1800	600.00	598
Joplin Police Dept.	Alcohol/Drug Involved	3	10	0	1.00	0	10	2	162	3.33	2	162	54.00	30
Joplin Police Dept.	Speed - Exceeded Limit	4	2	1	1.33	1	2	0	61	0.67	0	61	20.33	14
Joplin Police Dept.	Hazardous Moving Violations	5	11	2	1.67	2	11	1	1124	3.67	1	1124	374.67	299
Kansas City MO Board of Police Conf.	Alcohol/Drug Involved	36	86	8	12.00	8	86	14	1371	28.67	14	1371	457.00	250
Kansas City MO Board of Police Conf.	Speed - Exceeded Limit	27	75	15	9.00	15	75	14	1403	25.00	14	1403	467.67	225
Kansas City MO Board of Police Conf.	Hazardous Moving Violations	67	243	27	22.33	27	243	44	11402	81.00	44	11402	3800.67	2173
Kearney Police Dept.	Alcohol/Drug Involved	1	0	0	0.33	0	0	0	24	0.00	0	24	8.00	2
Kearney Police Dept.	Speed - Exceeded Limit	0	0	0	0.00	0	0	0	13	0.00	0	13	4.33	1
Kearney Police Dept.	Hazardous Moving Violations	2	2	0	0.67	0	2	0	179	0.67	0	179	59.67	30
Kennett Police Dept.	Alcohol/Drug Involved	0	0	0	0.00	0	0	0	34	0.33	0	34	11.33	6
Kennett Police Dept.	Speed - Exceeded Limit	1	1	0	0.33	0	1	0	7	0.33	0	7	2.33	0
Kennett Police Dept.	Hazardous Moving Violations	1	3	0	0.33	0	3	0	130	1.00	0	130	43.33	23
Kirkwood Police Dept.	Alcohol/Drug Involved	0	0	0	0.00	0	0	0	65	1.67	0	65	21.67	17
Kirkwood Police Dept.	Speed - Exceeded Limit	0	2	0	0.00	0	2	1	14	0.67	1	14	4.67	8

Agency	Crash Type	Oct. 1, 2012 to Sept. 30, 2015		Oct. 1, 2015 to Sept. 30, 2016		Oct. 1, 2012 to Sept. 30, 2015		Oct. 1, 2015 to Sept. 30, 2016		Oct. 1, 2012 to Sept. 30, 2015		Oct. 1, 2015 to Sept. 30, 2016	
		Fatal Crashes	3 Year Average Fatal Crashes	Fatal Crashes	3 Year Average Fatal Crashes	Crashes	3 Year Average Crashes	Crashes	3 Year Average Crashes	Total Crashes	3 Year Average Total Crashes	Total Crashes	3 Year Average Total Crashes
Kirkwood Police Dept.	Hazardous Moving Violations	0	0.00	0	0.00	7	2.33	5	186.33	559	186.33	202	
Lake Lotawana Police Dept.	Alcohol/Drug Involved	0	0.00	0	0.00	1	0.33	0	6.67	20	6.67	2	
Lake Lotawana Police Dept.	Speed - Exceeded Limit	1	0.33	0	0.00	2	0.67	0	9.33	28	9.33	7	
Lake Lotawana Police Dept.	Hazardous Moving Violations	1	0.33	1	0.33	4	1.33	1	26.67	80	26.67	27	
Lake St Louis Police Dept.	Alcohol/Drug Involved	0	0.00	0	0.00	0	0.00	0	0.00	0	0.00	0	
Lake St Louis Police Dept.	Speed - Exceeded Limit	0	0.00	0	0.00	0	0.00	0	0.00	0	0.00	0	
Lake St Louis Police Dept.	Hazardous Moving Violations	0	0.00	0	0.00	0	0.00	0	0.00	0	0.00	0	
Lamar Police Dept.	Alcohol/Drug Involved	0	0.00	0	0.00	1	0.33	0	2.00	6	2.00	1	
Lamar Police Dept.	Speed - Exceeded Limit	0	0.00	0	0.00	0	0.00	0	0.33	1	0.33	2	
Lamar Police Dept.	Hazardous Moving Violations	0	0.00	0	0.00	1	0.33	1	10.67	32	10.67	12	
Lawrence County Sheriff's	Alcohol/Drug Involved	2	0.67	2	0.67	15	5.00	4	30.67	92	30.67	38	
Lawrence County Sheriff's	Speed - Exceeded Limit	0	0.00	1	0.33	0	0.00	1	3.67	11	3.67	13	
Lawrence County Sheriff's	Hazardous Moving Violations	5	1.67	2	0.67	30	10.00	5	132.00	396	132.00	105	
Leadington Police Dept.	Alcohol/Drug Involved	0	0.00	0	0.00	0	0.00	0	1.33	4	1.33	0	
Leadington Police Dept.	Speed - Exceeded Limit	0	0.00	0	0.00	0	0.00	0	0.00	0	0.00	0	
Leadington Police Dept.	Hazardous Moving Violations	0	0.00	0	0.00	0	0.00	0	5.00	15	5.00	6	
Lebanon Police Dept.	Alcohol/Drug Involved	0	0.00	0	0.00	6	2.00	1	14.33	43	14.33	8	
Lebanon Police Dept.	Speed - Exceeded Limit	0	0.00	0	0.00	3	1.00	0	4.33	13	4.33	2	
Lebanon Police Dept.	Hazardous Moving Violations	1	0.33	0	0.00	12	4.00	4	149.00	447	149.00	69	
Lee's Summit Police Dept.	Alcohol/Drug Involved	3	1.00	1	0.33	19	6.33	0	74.00	222	74.00	32	
Lee's Summit Police Dept.	Speed - Exceeded Limit	1	0.33	4	1.33	10	3.33	0	32.00	96	32.00	15	
Lee's Summit Police Dept.	Hazardous Moving Violations	2	0.67	4	1.33	38	12.67	3	708.00	2124	708.00	364	
Liberty Police Dept.	Alcohol/Drug Involved	0	0.00	0	0.00	3	1.00	2	32.33	97	32.33	37	
Liberty Police Dept.	Speed - Exceeded Limit	0	0.00	0	0.00	4	1.33	1	17.00	51	17.00	7	
Liberty Police Dept.	Hazardous Moving Violations	0	0.00	0	0.00	25	8.33	6	322.00	966	322.00	319	
Lincoln County Health Dept.		0	0.00	0	0.00	0	0.00	0	0.00	0	0.00	0	
Lincoln County Sheriff's Dept.	Alcohol/Drug Involved	7	2.33	3	1.00	23	7.67	8	47.67	143	47.67	45	
Lincoln County Sheriff's Dept.	Speed - Exceeded Limit	2	0.67	0	0.00	8	2.67	0	15.00	45	15.00	6	
Lincoln County Sheriff's Dept.	Hazardous Moving Violations	9	3.00	4	1.33	42	14.00	8	141.33	424	141.33	132	
Livingston County Sheriff's Dept.	Alcohol/Drug Involved	1	0.33	0	0.00	6	2.00	1	9.33	28	9.33	10	
Livingston County Sheriff's Dept.	Speed - Exceeded Limit	2	0.67	0	0.00	5	1.67	1	3.00	9	3.00	2	
Livingston County Sheriff's Dept.	Hazardous Moving Violations	3	1.00	0	0.00	10	3.33	1	32.00	96	32.00	25	
Manchester Police Dept.	Alcohol/Drug Involved	1	0.33	0	0.00	1	0.33	0	11.00	33	11.00	6	
Manchester Police Dept.	Speed - Exceeded Limit	0	0.00	0	0.00	2	0.67	0	8.67	26	8.67	2	
Manchester Police Dept.	Hazardous Moving Violations	1	0.33	0	0.00	8	2.67	0	164.33	493	164.33	121	
Marshall Police Dept.	Alcohol/Drug Involved	1	0.33	0	0.00	0	0.00	0	5.00	15	5.00	4	
Marshall Police Dept.	Speed - Exceeded Limit	0	0.00	0	0.00	1	0.33	0	4.33	13	4.33	1	
Marshall Police Dept.	Hazardous Moving Violations	0	0.00	0	0.00	1	0.33	0	41.67	125	41.67	14	
Maryland Heights Police Dept.	Alcohol/Drug Involved	2	0.67	0	0.00	4	1.33	1	29	125	41.67	29	
Maryland Heights Police Dept.	Speed - Exceeded Limit	2	0.67	0	0.00	2	0.67	3	12.33	37	12.33	11	
Maryland Heights Police Dept.	Hazardous Moving Violations	3	1.00	0	0.00	15	5.00	4	381.67	1145	381.67	267	
Mercy Hospital		0	0.00	0	0.00	0	0.00	0	0.00	0	0.00	0	
Miller County Sheriff's Dept.	Alcohol/Drug Involved	15	5.00	1	0.33	20	6.67	7	36.67	110	36.67	29	
Miller County Sheriff's Dept.	Speed - Exceeded Limit	2	0.67	0	0.00	1	0.33	1	5.33	16	5.33	5	
Miller County Sheriff's Dept.	Hazardous Moving Violations	10	3.33	2	0.67	27	9.00	13	112.00	336	112.00	120	
Missouri Operation Livesaver		0	0.00	0	0.00	0	0.00	0	0.00	0	0.00	0	
Missouri Police Chiefs Association		0	0.00	0	0.00	0	0.00	0	0.00	0	0.00	0	

Agency	Crash Type	Oct. 1, 2012 to Sept. 30, 2015		Oct. 1, 2015 to Sept. 30, 2016		Oct. 1, 2012 to Sept. 30, 2015		Oct. 1, 2015 to Sept. 30, 2016		Oct. 1, 2012 to Sept. 30, 2015		Oct. 1, 2015 to Sept. 30, 2016	
		Fatal Crashes	3 Year Average Fatal Crashes	Fatal Crashes	3 Year Average Fatal Crashes	Crashes	3 Year Average Crashes	Crashes	3 Year Average Crashes	Total Crashes	3 Year Average Total Crashes	Total Crashes	3 Year Average Total Crashes
Missouri Safety Center		0	0.00	0	0.00	0	0.00	0	0.00	0	0.00	0	0.00
Missouri Sheriffs Association		0	0.00	0	0.00	0	0.00	0	0.00	0	0.00	0	0.00
Missouri Southern State University		0	0.00	0	0.00	0	0.00	0	0.00	0	0.00	0	0.00
Missouri's Youth Adult Alliance		0	0.00	0	0.00	0	0.00	0	0.00	0	0.00	0	0.00
MO Dept. of Revenue		0	0.00	0	0.00	0	0.00	0	0.00	0	0.00	0	0.00
MO Office of Prosecution Services		0	0.00	0	0.00	0	0.00	0	0.00	0	0.00	0	0.00
Missouri State Highway Patrol		0	0.00	0	0.00	0	0.00	0	0.00	0	0.00	0	0.00
MoDOT Financial Services		0	0.00	0	0.00	0	0.00	0	0.00	0	0.00	0	0.00
MoDOT Motor Carrier Services		0	0.00	0	0.00	0	0.00	0	0.00	0	0.00	0	0.00
Moberly Police Dept.	Alcohol/Drug Involved	0	0.00	0	0.00	3	1.00	3	1.00	36	12.00	4	1.00
Moberly Police Dept.	Speed - Exceeded Limit	0	0.00	0	0.00	2	0.67	2	0.67	8	2.67	1	0.67
Moberly Police Dept.	Hazardous Moving Violations	0	0.00	0	0.00	3	1.00	3	1.00	315	105.00	32	105.00
Moline Acres Police Dept.	Alcohol/Drug Involved	0	0.00	0	0.00	0	0.00	1	0.33	2	0.67	2	0.67
Moline Acres Police Dept.	Speed - Exceeded Limit	0	0.00	0	0.00	1	0.33	1	0.33	3	1.00	5	1.50
Moline Acres Police Dept.	Hazardous Moving Violations	0	0.00	0	0.00	3	1.00	3	1.00	44	14.67	37	12.33
Monett Police Dept.	Alcohol/Drug Involved	0	0.00	0	0.00	2	0.67	0	0.00	33	11.00	6	2.00
Monett Police Dept.	Speed - Exceeded Limit	0	0.00	0	0.00	1	0.33	0	0.00	10	3.33	1	0.33
Monett Police Dept.	Hazardous Moving Violations	0	0.00	0	0.00	5	1.67	0	0.00	157	52.33	35	15.70
Morgan County Sheriff's	Alcohol/Drug Involved	1	0.33	3	1.00	3	1.00	3	1.00	70	23.33	29	9.67
Morgan County Sheriff's	Speed - Exceeded Limit	0	0.00	0	0.00	1	0.33	0	0.00	5	1.67	1	0.33
Morgan County Sheriff's	Hazardous Moving Violations	4	1.33	4	1.33	20	6.67	6	2.00	292	97.33	95	31.67
Mothers Against Drunk Driving		0	0.00	0	0.00	0	0.00	0	0.00	0	0.00	0	0.00
Mountain View Police Dept.	Alcohol/Drug Involved	0	0.00	0	0.00	1	0.33	0	0.00	4	1.33	4	1.33
Mountain View Police Dept.	Speed - Exceeded Limit	0	0.00	0	0.00	1	0.33	0	0.00	2	0.67	4	1.33
Mountain View Police Dept.	Hazardous Moving Violations	0	0.00	0	0.00	2	0.67	0	0.00	16	5.33	7	2.33
Nesho Police Dept.	Alcohol/Drug Involved	0	0.00	0	0.00	3	1.00	0	0.00	43	14.33	4	1.33
Nesho Police Dept.	Speed - Exceeded Limit	0	0.00	0	0.00	0	0.00	0	0.00	6	2.00	1	0.33
Nesho Police Dept.	Hazardous Moving Violations	0	0.00	0	0.00	4	1.33	3	1.00	175	58.33	42	15.83
Nevada Police Dept.	Alcohol/Drug Involved	0	0.00	0	0.00	1	0.33	3	1.00	31	10.33	6	2.00
Nevada Police Dept.	Speed - Exceeded Limit	0	0.00	0	0.00	0	0.00	4	1.33	13	4.33	6	2.00
Nevada Police Dept.	Hazardous Moving Violations	1	0.33	0	0.00	3	1.00	4	1.33	143	47.67	44	14.67
Newton County Sheriff's	Alcohol/Drug Involved	7	2.33	4	1.33	9	3.00	9	3.00	155	51.67	59	19.67
Newton County Sheriff's	Speed - Exceeded Limit	2	0.67	3	1.00	2	0.67	1	0.33	22	7.33	9	3.00
Newton County Sheriff's	Hazardous Moving Violations	10	3.33	6	2.00	46	15.33	8	2.67	533	177.67	173	57.87
Nixa Police Dept.	Alcohol/Drug Involved	0	0.00	0	0.00	1	0.33	1	0.33	29	9.67	13	4.33
Nixa Police Dept.	Speed - Exceeded Limit	0	0.00	0	0.00	1	0.33	0	0.00	10	3.33	5	1.67
Nixa Police Dept.	Hazardous Moving Violations	0	0.00	0	0.00	4	1.33	2	0.67	272	90.67	77	25.87
North Kansas City Police Dept.	Alcohol/Drug Involved	1	0.33	0	0.00	3	1.00	1	0.33	40	13.33	8	2.67
North Kansas City Police Dept.	Speed - Exceeded Limit	1	0.33	0	0.00	3	1.00	1	0.33	17	5.67	4	1.33
North Kansas City Police Dept.	Hazardous Moving Violations	1	0.33	0	0.00	5	1.67	2	0.67	421	140.33	114	38.00
Northwoods Police Dept.	Alcohol/Drug Involved	0	0.00	0	0.00	0	0.00	0	0.00	4	1.33	1	0.33
Northwoods Police Dept.	Speed - Exceeded Limit	0	0.00	1	0.33	0	0.00	0	0.00	3	1.00	2	0.67
Northwoods Police Dept.	Hazardous Moving Violations	0	0.00	1	0.33	0	0.00	0	0.00	23	7.67	27	9.00
Oak Grove Police Dept.	Alcohol/Drug Involved	1	0.33	0	0.00	1	0.33	0	0.00	16	5.33	7	2.33
Oak Grove Police Dept.	Speed - Exceeded Limit	1	0.33	0	0.00	1	0.33	0	0.00	12	4.00	5	1.67
Oak Grove Police Dept.	Hazardous Moving Violations	1	0.33	0	0.00	5	1.67	0	0.00	95	31.67	26	8.67
O'Fallon Police Dept.	Alcohol/Drug Involved	0	0.00	0	0.00	0	0.00	0	0.00	0	0.00	0	0.00



Agency	Crash Type	Oct. 1, 2012 to Sept. 30, 2015		3 Year Average		Oct. 1, 2015 to Sept. 30, 2016		Oct. 1, 2012 to Sept. 30, 2015		3 Year Average		Oct. 1, 2015 to Sept. 30, 2016	
		Fatal Crashes	Crashes	Fatal Crashes	Crashes	Fatal Crashes	Crashes	Fatal Crashes	Crashes	Fatal Crashes	Crashes	Fatal Crashes	Crashes
O'Fallon Police Dept.	Speed - Exceeded Limit	0	0	0	0.00	0	0.00	0	0	0	0.00	0	0
O'Fallon Police Dept.	Hazardous Moving Violations	0	0	0	0.00	0	0.00	0	0	0	0.00	0	0
Office of State Courts Administrator		0	0	0	0.00	0	0.00	0	0	0	0.00	0	0
Olivette Police Dept.	Alcohol/Drug Involved	0	0	0	0.00	0	0.00	0	0	22	7.33	8	8
Olivette Police Dept.	Speed - Exceeded Limit	0	0	0	0.00	0	0.00	0	0	2	0.67	2	2
Olivette Police Dept.	Hazardous Moving Violations	0	0	0	0.00	0	0.33	1	194	64.67	8.33	91	91
Oronogo Police Dept.	Alcohol/Drug Involved	0	0	0	0.00	0	0.00	0	1	0.33	0.33	1	1
Oronogo Police Dept.	Speed - Exceeded Limit	0	0	0	0.00	0	0.00	0	0	0.33	0.33	0	0
Oronogo Police Dept.	Hazardous Moving Violations	0	0	0	0.00	0	0.00	0	0	1.00	1.00	0	0
Osage Beach	Alcohol/Drug Involved	0	0	0	0.00	0	1.33	4	25	8.33	8.33	1	1
Osage Beach	Speed - Exceeded Limit	1	0.33	0	0.33	0	0.33	1	5	1.67	1.67	3	3
Osage Beach	Hazardous Moving Violations	1	0.33	0	0.33	0	0.67	2	190	63.33	63.33	32	32
Overland Police Dept.	Alcohol/Drug Involved	0	0	0	0.00	0	1.00	0	71	23.67	23.67	12	12
Overland Police Dept.	Speed - Exceeded Limit	0	0	0	0.00	0	1.67	2	91	30.33	30.33	37	37
Overland Police Dept.	Hazardous Moving Violations	1	0.33	0	0.33	0	4.00	3	602	200.67	200.67	143	143
Ozark Police Dept.	Alcohol/Drug Involved	3	1.00	0	1.00	0	0.67	2	48	16.00	16.00	9	9
Ozark Police Dept.	Speed - Exceeded Limit	2	0.67	0	0.67	0	0.67	2	29	9.67	9.67	11	11
Ozark Police Dept.	Hazardous Moving Violations	2	0.67	0	0.67	0	8.33	4	515	171.67	171.67	125	125
Pacific Police Dept.	Alcohol/Drug Involved	1	0.33	1	0.33	0	0.33	0	6	2.00	2.00	4	4
Pacific Police Dept.	Speed - Exceeded Limit	0	0.00	1	0.00	1	0.00	0	13	4.33	4.33	3	3
Pacific Police Dept.	Hazardous Moving Violations	0	0.00	1	0.00	1	1.00	3	120	40.00	40.00	30	30
Palmyra Police Dept.	Alcohol/Drug Involved	0	0.00	0	0.00	0	0.00	0	7	2.33	2.33	1	1
Palmyra Police Dept.	Speed - Exceeded Limit	0	0.00	0	0.00	0	0.00	0	2	0.67	0.67	0	0
Palmyra Police Dept.	Hazardous Moving Violations	0	0.00	0	0.00	0	0.33	0	36	12.00	12.00	6	6
Parma Police Dept.	Alcohol/Drug Involved	0	0.00	0	0.00	0	0.00	0	0	0.00	0.00	0	0
Parma Police Dept.	Speed - Exceeded Limit	0	0.00	0	0.00	0	0.00	0	0	0.00	0.00	0	0
Parma Police Dept.	Hazardous Moving Violations	0	0.00	0	0.00	0	0.00	0	16	5.33	5.33	1	1
Peculiar Police Dept.	Alcohol/Drug Involved	0	0.00	0	0.00	0	0.33	0	13	4.33	4.33	0	0
Peculiar Police Dept.	Speed - Exceeded Limit	0	0.00	0	0.00	0	0.67	2	68	22.67	22.67	16	16
Peculiar Police Dept.	Hazardous Moving Violations	0	0.00	0	0.00	0	0.33	0	15	5.00	5.00	4	4
Pevely Police Dept.	Speed - Exceeded Limit	0	0.00	0	0.00	0	0.33	0	6	2.00	2.00	1	1
Pevely Police Dept.	Hazardous Moving Violations	0	0.00	0	0.00	0	0.67	2	102	34.00	34.00	36	36
Phelps County Sheriff's Dept.	Alcohol/Drug Involved	5	1.67	2	1.67	2	3.33	2	91	30.33	30.33	29	29
Phelps County Sheriff's Dept.	Speed - Exceeded Limit	2	0.67	1	0.67	1	0.00	0	25	8.33	8.33	10	10
Phelps County Sheriff's Dept.	Hazardous Moving Violations	6	2.00	4	2.00	4	7.00	3	503	167.67	167.67	147	147
Platte County Sheriff's	Alcohol/Drug Involved	3	1.00	3	1.00	3	3.33	4	99	33.00	33.00	34	34
Platte County Sheriff's	Speed - Exceeded Limit	1	0.33	1	0.33	1	1.00	4	46	15.33	15.33	14	14
Platte County Sheriff's	Hazardous Moving Violations	2	0.67	1	0.67	1	6.00	9	435	145.00	145.00	131	131
Pleasant Hill Police Dept.	Alcohol/Drug Involved	1	0.33	0	0.33	0	0.33	1	18	6.00	6.00	10	10
Pleasant Hill Police Dept.	Speed - Exceeded Limit	1	0.33	0	0.33	0	0.33	0	17	5.67	5.67	5	5
Pleasant Hill Police Dept.	Hazardous Moving Violations	2	0.67	0	0.67	0	0.33	0	91	30.33	30.33	37	37
Potosi Police Dept.	Alcohol/Drug Involved	0	0.00	0	0.00	0	0.00	0	8	2.67	2.67	1	1
Potosi Police Dept.	Speed - Exceeded Limit	0	0.00	0	0.00	0	0.00	0	3	1.00	1.00	2	2
Potosi Police Dept.	Hazardous Moving Violations	0	0.00	0	0.00	0	0.00	0	37	12.33	12.33	10	10
Raymore Police Dept.	Alcohol/Drug Involved	0	0.00	0	0.00	0	0.00	0	16	5.33	5.33	3	3
Raymore Police Dept.	Speed - Exceeded Limit	0	0.00	0	0.00	0	0.33	1	16	5.33	5.33	2	2

Agency	Crash Type	Oct. 1, 2012 to Sept. 30, 2015		Oct. 1, 2015 to Sept. 30, 2016		Oct. 1, 2012 to Sept. 30, 2015		Oct. 1, 2015 to Sept. 30, 2016		Oct. 1, 2012 to Sept. 30, 2015		Oct. 1, 2015 to Sept. 30, 2016	
		Fatal Crashes	3 Year Average Fatal Crashes	Fatal Crashes	Fatal Crashes	Crashes	3 Year Average Crashes	Crashes	Crashes	Total Crashes	3 Year Average Total Crashes	Total Crashes	Total Crashes
Raymore Police Dept.	Hazardous Moving Violations	0	0.00	0	0	1	0.33	0	0	144	48.00	33	
Raytown Police Dept.	Alcohol/Drug Involved	1	0.33	0	0	5	1.67	1	1	96	32.00	37	
Raytown Police Dept.	Speed - Exceeded Limit	0	0.00	1	1	6	2.00	1	1	66	22.00	30	
Raytown Police Dept.	Hazardous Moving Violations	0	0.00	1	1	7	2.33	2	2	374	124.67	135	
REJIS		0	0.00	0	0	0	0.00	0	0	0	0.00	0	
Republic Police Dept.	Alcohol/Drug Involved	0	0.00	0	0	0	0.00	2	2	35	11.67	10	
Republic Police Dept.	Speed - Exceeded Limit	2	0.67	0	0	1	0.33	1	1	20	6.67	10	
Republic Police Dept.	Hazardous Moving Violations	2	0.67	0	0	2	0.67	3	3	172	57.33	33	
Richmond Heights Police Dept.	Alcohol/Drug Involved	0	0.00	0	0	0	0.00	2	2	41	13.67	15	
Richmond Heights Police Dept.	Speed - Exceeded Limit	0	0.00	0	0	0	0.00	0	0	27	9.00	9	
Richmond Heights Police Dept.	Hazardous Moving Violations	0	0.00	0	0	7	2.33	2	2	882	294.00	389	
Riverside Police Dept.	Alcohol/Drug Involved	2	0.67	0	0	1	0.33	0	0	14	4.67	6	
Riverside Police Dept.	Speed - Exceeded Limit	1	0.33	0	0	2	0.67	2	2	11	3.67	7	
Riverside Police Dept.	Hazardous Moving Violations	1	0.33	0	0	4	1.33	2	2	137	45.67	45	
Rolla Police Dept.	Alcohol/Drug Involved	2	0.67	0	0	1	0.33	0	0	63	21.00	28	
Rolla Police Dept.	Speed - Exceeded Limit	2	0.67	1	1	0	0.00	1	1	27	9.00	7	
Rolla Police Dept.	Hazardous Moving Violations	3	1.00	1	1	9	3.00	3	3	682	227.33	249	
Safe and Sober, Inc.		0	0.00	0	0	0	0.00	0	0	0	0.00	0	
Safety & Health Council of Western MO KS		0	0.00	0	0	0	0.00	0	0	0	0.00	0	
Scott City Police Dept.	Alcohol/Drug Involved	1	0.33	0	0	0	0.00	0	0	17	5.67	0	
Scott City Police Dept.	Speed - Exceeded Limit	1	0.33	0	0	0	0.00	0	0	7	2.33	0	
Scott City Police Dept.	Hazardous Moving Violations	1	0.33	0	0	1	0.33	1	1	75	25.00	19	
Scott County Sheriff's	Alcohol/Drug Involved	3	1.00	0	0	15	5.00	6	6	82	27.33	24	
Scott County Sheriff's	Speed - Exceeded Limit	0	0.00	0	0	2	0.67	0	0	9	3.00	3	
Scott County Sheriff's	Hazardous Moving Violations	2	0.67	0	0	16	5.33	5	5	292	97.33	99	
Sedalia Police Dept.	Alcohol/Drug Involved	1	0.33	0	0	5	1.67	1	1	82	27.33	12	
Sedalia Police Dept.	Speed - Exceeded Limit	1	0.33	0	0	1	0.33	0	0	26	8.67	5	
Sedalia Police Dept.	Hazardous Moving Violations	2	0.67	0	0	2	0.67	2	2	606	202.00	113	
Shrewsbury Police Dept.	Alcohol/Drug Involved	0	0.00	0	0	3	1.00	1	1	18	6.00	8	
Shrewsbury Police Dept.	Speed - Exceeded Limit	0	0.00	0	0	1	0.33	1	1	7	2.33	3	
Shrewsbury Police Dept.	Hazardous Moving Violations	0	0.00	0	0	1	0.33	1	1	121	40.33	47	
Sikeston Dept. of Public Safety	Alcohol/Drug Involved	0	0.00	0	0	0	0.00	0	0	44	14.67	4	
Sikeston Dept. of Public Safety	Speed - Exceeded Limit	1	0.33	0	0	2	0.67	0	0	13	4.33	1	
Sikeston Dept. of Public Safety	Hazardous Moving Violations	2	0.67	0	0	11	3.67	1	1	484	161.33	89	
Smithville Police Dept.	Alcohol/Drug Involved	2	0.67	0	0	1	0.33	1	1	19	6.33	13	
Smithville Police Dept.	Speed - Exceeded Limit	0	0.00	0	0	0	0.00	1	1	15	5.00	8	
Smithville Police Dept.	Hazardous Moving Violations	0	0.00	0	0	5	1.67	2	2	127	42.33	38	
Springfield Police Dept.	Alcohol/Drug Involved	6	2.00	3	3	28	9.33	14	14	798	266.00	237	
Springfield Police Dept.	Speed - Exceeded Limit	9	3.00	4	4	19	6.33	6	6	369	123.00	126	
Springfield Police Dept.	Hazardous Moving Violations	10	3.33	4	4	45	15.00	17	17	3610	1203.33	811	
St. Ann Police Dept.	Alcohol/Drug Involved	0	0.00	0	0	0	0.00	0	0	26	8.67	4	
St. Ann Police Dept.	Speed - Exceeded Limit	0	0.00	0	0	1	0.33	3	3	23	7.67	12	
St. Ann Police Dept.	Hazardous Moving Violations	0	0.00	0	0	3	1.00	3	3	135	45.00	33	
St. Charles City Police	Alcohol/Drug Involved	4	1.33	0	0	10	3.33	4	4	283	94.33	42	
St. Charles City Police	Speed - Exceeded Limit	1	0.33	0	0	5	1.67	0	0	82	27.33	10	
St. Charles City Police	Hazardous Moving Violations	5	1.67	1	1	12	4.00	2	2	1520	506.67	372	
St. Charles County Police Department	Alcohol/Drug Involved	13	4.33	4	4	23	7.67	4	4	324	108.00	86	

Agency	Crash Type	Oct. 1, 2012 to Sept. 30, 2015		3 Year Average		Oct. 1, 2015 to Sept. 30, 2016		3 Year Average		Oct. 1, 2012 to Sept. 30, 2015		3 Year Average		Oct. 1, 2015 to Sept. 30, 2016	
		Fatal Crashes	Crashes	Fatal Crashes	Crashes	Fatal Crashes	Crashes	Fatal Crashes	Crashes	Fatal Crashes	Crashes	Fatal Crashes	Crashes	Fatal Crashes	Crashes
St. Charles County Police Department	Speed - Exceeded Limit	3	19	1.00	6.33	2	5	0.33	19.67	196	65.33	2	5	0.33	19.67
St. Charles County Police Department	Hazardous Moving Violations	10	59	3.33	19.67	4	20	1.00	6.33	2004	668.00	4	20	1.00	6.33
St. Charles County Sheriff's	Alcohol/Drug Involved	13	23	4.33	7.67	4	4	1.00	3.33	324	108.00	4	4	1.00	3.33
St. Charles County Sheriff's	Speed - Exceeded Limit	3	19	1.00	6.33	2	5	0.33	19.67	196	65.33	2	5	0.33	19.67
St. Charles County Sheriff's	Hazardous Moving Violations	10	59	3.33	19.67	4	20	1.00	6.33	2004	668.00	4	20	1.00	6.33
St. Clair Police Dept.	Alcohol/Drug Involved	1	2	0.33	0.67	0	0	0.00	0.00	20	6.67	0	0	0.00	0.00
St. Clair Police Dept.	Speed - Exceeded Limit	0	0	0.00	0.00	0	0	0.00	0.00	8	2.67	0	0	0.00	0.00
St. Clair Police Dept.	Hazardous Moving Violations	1	2	0.33	0.67	0	0	0.00	0.00	130	43.33	0	0	0.00	0.00
St. John Police Dept.	Alcohol/Drug Involved	2	0	0.67	0.00	0	0	0.00	0.00	45	15.00	0	0	0.00	0.00
St. John Police Dept.	Speed - Exceeded Limit	2	1	0.67	0.33	0	1	0.00	0.33	23	7.67	0	1	0.00	0.33
St. John Police Dept.	Hazardous Moving Violations	2	2	0.67	0.67	0	2	0.00	0.67	202	67.33	0	2	0.00	0.67
St. Joseph Police Dept.	Alcohol/Drug Involved	3	20	1.00	6.67	3	7	1.00	2.33	343	114.33	3	7	1.00	2.33
St. Joseph Police Dept.	Speed - Exceeded Limit	6	17	2.00	5.67	3	6	0.67	1.89	166	55.33	3	6	0.67	1.89
St. Joseph Police Dept.	Hazardous Moving Violations	8	89	2.67	29.67	3	26	0.67	8.87	2093	697.67	3	26	0.67	8.87
St. Joseph Safety & Health Council		0	0	0.00	0.00	0	0	0.00	0.00	0	0.00	0	0	0.00	0.00
St. Louis County Police	Alcohol/Drug Involved	9	52	3.00	17.33	5	19	1.50	6.13	529	176.33	5	19	1.50	6.13
St. Louis County Police	Speed - Exceeded Limit	9	33	3.00	11.00	4	21	1.50	5.25	438	146.00	4	21	1.50	5.25
St. Louis County Police	Hazardous Moving Violations	15	108	5.00	36.00	6	56	1.67	9.33	6072	2024.00	6	56	1.67	9.33
St. Louis Metro Police	Alcohol/Drug Involved	14	27	4.67	9.00	4	4	1.17	2.25	431	143.67	4	4	1.17	2.25
St. Louis Metro Police	Speed - Exceeded Limit	52	87	17.33	29.00	23	9	7.67	12.67	1498	499.33	23	9	7.67	12.67
St. Louis Metro Police	Hazardous Moving Violations	56	149	18.67	49.67	25	21	6.17	16.67	7820	2606.67	25	21	6.17	16.67
St. Peters Police Dept.	Alcohol/Drug Involved	1	4	0.33	1.33	1	0	0.33	1.33	182	60.67	1	0	0.33	1.33
St. Peters Police Dept.	Speed - Exceeded Limit	0	4	0.00	1.33	0	2	0.00	1.33	65	21.67	0	2	0.00	1.33
St. Peters Police Dept.	Hazardous Moving Violations	1	12	0.33	4.00	0	3	0.00	1.00	1414	471.33	0	3	0.00	1.00
St. Robert Police Dept.	Alcohol/Drug Involved	0	3	0.00	1.00	0	0	0.00	1.00	34	11.33	0	0	0.00	1.00
St. Robert Police Dept.	Speed - Exceeded Limit	0	3	0.00	1.00	0	0	0.00	1.00	16	5.33	0	0	0.00	1.00
St. Robert Police Dept.	Hazardous Moving Violations	0	8	0.00	2.67	0	1	0.00	2.67	200	66.67	0	1	0.00	2.67
St. Genevieve County Sheriff's Dept.	Alcohol/Drug Involved	4	8	1.33	2.67	0	1	0.00	2.67	66	22.00	0	1	0.00	2.67
St. Genevieve County Sheriff's Dept.	Speed - Exceeded Limit	2	3	0.67	1.00	0	0	0.00	1.00	24	8.00	0	0	0.00	1.00
St. Genevieve County Sheriff's Dept.	Hazardous Moving Violations	8	14	2.67	4.67	0	4	0.00	4.67	243	81.00	0	4	0.00	4.67
Stone County Sheriff's	Alcohol/Drug Involved	6	18	2.00	6.00	2	3	0.67	1.80	102	34.00	2	3	0.67	1.80
Stone County Sheriff's	Speed - Exceeded Limit	3	4	1.00	1.33	3	3	1.00	1.33	24	8.00	3	3	1.00	1.33
Stone County Sheriff's	Hazardous Moving Violations	11	37	3.67	12.33	6	16	1.00	12.33	421	140.33	6	16	1.00	12.33
Sugar Creek Police Dept.	Alcohol/Drug Involved	0	2	0.00	0.67	0	0	0.00	0.67	17	5.67	0	0	0.00	0.67
Sugar Creek Police Dept.	Speed - Exceeded Limit	0	1	0.00	0.33	0	0	0.00	0.33	19	6.33	0	0	0.00	0.33
Sugar Creek Police Dept.	Hazardous Moving Violations	0	2	0.00	0.67	0	0	0.00	0.67	73	24.33	0	0	0.00	0.67
Sullivan Police Dept.	Alcohol/Drug Involved	2	3	0.67	1.00	0	0	0.00	1.00	19	6.33	0	0	0.00	1.00
Sullivan Police Dept.	Speed - Exceeded Limit	1	1	0.33	0.33	0	0	0.00	0.33	8	2.67	0	0	0.00	0.33
Sullivan Police Dept.	Hazardous Moving Violations	1	1	0.33	0.33	0	0	0.00	0.33	80	26.67	0	0	0.00	0.33
Town & Country Police	Alcohol/Drug Involved	0	6	0.00	2.00	0	1	0.00	2.00	66	22.00	0	1	0.00	2.00
Town & Country Police	Speed - Exceeded Limit	0	0	0.00	0.00	0	0	0.00	0.00	16	5.33	0	0	0.00	0.00
Town & Country Police	Hazardous Moving Violations	0	15	0.00	5.00	1	2	0.00	5.00	1456	485.33	1	2	0.00	5.00
Traffic & Highway Safety Div		0	0	0.00	0.00	0	0	0.00	0.00	0	0.00	0	0	0.00	0.00
Trailnet		0	0	0.00	0.00	0	0	0.00	0.00	0	0.00	0	0	0.00	0.00
Troy Police Dept.	Alcohol/Drug Involved	1	0	0.33	0.00	0	0	0.00	0.00	33	11.00	0	0	0.00	0.00
Troy Police Dept.	Speed - Exceeded Limit	0	1	0.00	0.33	0	0	0.00	0.33	5	1.67	0	0	0.00	0.33
Troy Police Dept.	Hazardous Moving Violations	0	1	0.00	0.33	0	0	0.00	0.33	181	60.33	0	0	0.00	0.33

Agency	Crash Type	Oct. 1, 2012 to Sept. 30, 2015		3 Year Average		Oct. 1, 2015 to Sept. 30, 2016		Oct. 1, 2012 to Sept. 30, 2015		3 Year Average		Oct. 1, 2015 to Sept. 30, 2016	
		Fatal Crashes	Crashes	Fatal Crashes	Crashes	Fatal Crashes	Crashes	Fatal Crashes	Crashes	Total Crashes	Crashes	Total Crashes	Crashes
Union Police Dept.	Alcohol/Drug Involved	0	0	0	0.00	0	1.67	0	34	11.33	0	7	
Union Police Dept.	Speed - Exceeded Limit	0	0	0	0.00	0	0.00	0	11	3.67	0	0	
Union Police Dept.	Hazardous Moving Violations	0	0	0	0.00	0	1.00	0	231	77.00	0	40	
University City Police	Alcohol/Drug Involved	2	3	0	0.67	0	1.00	1	85	28.33	0	15	
University City Police	Speed - Exceeded Limit	1	3	0	0.33	0	1.00	0	45	15.00	0	8	
University City Police	Hazardous Moving Violations	1	7	0	0.33	0	2.33	1	318	106.00	0	67	
University of MO Curators	Alcohol/Drug Involved	0	0	0	0.00	0	0.00	0	0	0.00	0	0	
Vanita Park Police Dept.	Alcohol/Drug Involved	0	0	0	0.00	0	0.00	0	0	0.00	0	0	
Vanita Park Police Dept.	Speed - Exceeded Limit	0	0	0	0.00	0	0.00	0	0	0.00	0	0	
Vanita Park Police Dept.	Hazardous Moving Violations	0	0	0	0.00	0	0.00	0	0	0.00	0	0	
Washington County Sheriff's Dept.	Alcohol/Drug Involved	12	12	1	4.00	1	4.00	5	105	35.00	0	32	
Washington County Sheriff's Dept.	Speed - Exceeded Limit	4	5	1	1.33	1	1.67	1	23	7.67	0	4	
Washington County Sheriff's Dept.	Hazardous Moving Violations	12	29	2	4.00	2	9.67	11	291	97.00	0	108	
Washington Police Dept.	Alcohol/Drug Involved	0	2	0	0.00	0	0.67	0	55	18.33	0	17	
Washington Police Dept.	Speed - Exceeded Limit	0	2	0	0.00	0	0.67	0	11	3.67	0	7	
Washington Police Dept.	Hazardous Moving Violations	0	2	0	0.00	0	0.67	0	419	139.67	0	146	
Washington University in St. Louis	Alcohol/Drug Involved	0	0	0	0.00	0	0.00	0	0	0.00	0	0	
Waynesville Police Dept.	Alcohol/Drug Involved	0	0	0	0.00	0	0.00	0	23	7.67	0	3	
Waynesville Police Dept.	Speed - Exceeded Limit	0	0	0	0.00	0	0.00	1	15	5.00	0	7	
Waynesville Police Dept.	Hazardous Moving Violations	0	1	0	0.00	0	0.33	1	77	25.67	0	20	
Wayne County Sheriff's Dept.	Alcohol/Drug Involved	2	12	0	0.67	0	4.00	3	79	26.33	0	27	
Wayne County Sheriff's Dept.	Speed - Exceeded Limit	0	0	0	0.00	0	0.00	0	2	0.67	0	0	
Wayne County Sheriff's Dept.	Hazardous Moving Violations	4	9	1	1.33	1	3.00	6	211	70.33	0	75	
Webb City Police Dept.	Alcohol/Drug Involved	1	3	0	0.33	0	1.00	0	29	9.67	0	3	
Webb City Police Dept.	Speed - Exceeded Limit	0	0	0	0.00	0	0.00	0	11	3.67	0	2	
Webb City Police Dept.	Hazardous Moving Violations	0	6	0	0.00	0	2.00	0	214	71.33	0	34	
Webster County Sheriff's Dept.	Alcohol/Drug Involved	2	12	1	0.67	1	4.00	3	85	28.33	0	25	
Webster County Sheriff's Dept.	Speed - Exceeded Limit	1	6	0	0.33	0	2.00	0	21	7.00	0	5	
Webster County Sheriff's Dept.	Hazardous Moving Violations	7	33	1	2.33	1	11.00	14	452	150.67	0	161	
Webster Groves Police Dept.	Alcohol/Drug Involved	0	0	0	0.00	0	0.00	0	41	13.67	0	10	
Webster Groves Police Dept.	Speed - Exceeded Limit	0	3	0	0.00	0	1.00	0	26	8.67	0	4	
Webster Groves Police Dept.	Hazardous Moving Violations	0	8	0	0.00	0	2.67	0	325	108.33	0	113	
Wentzville Police Dept.	Alcohol/Drug Involved	1	2	2	0.33	2	0.67	2	45	15.00	0	21	
Wentzville Police Dept.	Speed - Exceeded Limit	1	1	1	0.33	1	0.33	0	34	11.33	0	6	
Wentzville Police Dept.	Hazardous Moving Violations	1	12	1	0.33	1	4.00	0	579	193.00	0	157	
West Plains Police Dept.	Alcohol/Drug Involved	0	0	0	0.00	0	0.00	1	48	16.00	0	12	
West Plains Police Dept.	Speed - Exceeded Limit	0	1	0	0.00	0	0.33	0	17	5.67	0	11	
West Plains Police Dept.	Hazardous Moving Violations	0	1	0	0.00	0	0.33	0	273	91.00	0	90	
Willow Springs Police Dept.	Alcohol/Drug Involved	0	0	0	0.00	0	0.00	0	1	0.33	0	0	
Willow Springs Police Dept.	Speed - Exceeded Limit	0	0	0	0.00	0	0.00	0	1	0.33	0	0	
Willow Springs Police Dept.	Hazardous Moving Violations	0	1	0	0.00	0	0.33	0	22	7.33	0	4	

**Appendix C  
Fiscal Year 2016 Training Report**

*Report illustrates all training courses conducted and funded using Highway Safety Grant funding during the fiscal year and the agencies who attended*

Course	Training Provider	Course Hours	Attending	CEU Hours	Agency Types Attended
Advanced Crash Investigation	MSHP Law Enforcement Academy	69	30	48	MSHP, Police,
Am I Being Detained	MOPS	3	40	3	MSHP, Police, Sheriff,
Am I Being Detained	MOPS	3	39	3	MSHP, Police,
ARIDE	MSSU	16	13	16	Police, Sheriff,
ARIDE	MOPS	16	19	16	MSHP, Police, Sheriff,
ARIDE	MOPS	16	16	16	Police, Sheriff, Prosecuting Attorney,
ARIDE	MSHP Law Enforcement Academy	16	23	16	MSHP, Police, Sheriff,
ARIDE	MSHP Law Enforcement Academy	15	20	16	MSHP, Other, Police, Sheriff,
ARIDE	MSHP Law Enforcement Academy	16	20	16	MSHP, Police, Sheriff,
ARIDE	MSSU	16	14	16	Police, Sheriff, State Agency,
ARIDE	MOPS	16	15	16	MSHP, Police, Sheriff,
ARIDE	MOPS	16	26	16	MSHP, Police,
ARIDE	MSSU	16	8	16	Police,
BAC Type II Supervisor	MSHP Law Enforcement Academy	47	16	43	MSHP, Police, Health Department,
BAC Type II Supervisor	MSHP Law Enforcement Academy	55	8	44	MSHP, Police,
BAC Type II Supervisor	MSC	40	11	40	Police, Sheriff,
BAC Type II Supervisor	MSC	40	13	40	Police, Sheriff,
BAC Type II Supervisor	MSC	40	11	40	Police, Sheriff,
BAC Type II Supervisor	MSC	40	11	40	Police, Sheriff, State Agency,
BAC Type II Supervisor	MSC	40	9	40	Police, Sheriff,
BAC Type II Supervisor	MSC	40	9	40	Police, Sheriff,
BAC Type II Supervisor Lab	MSC	14	5	14	Police, Sheriff,
BAC Type II Supervisor Lab	MSC	14	2	14	Police,
BAC Type II Supervisor Lab	MSC	8	4	8	Police,
BAC Type II Supervisor Lab	MSC	14	5	14	Police,
BAC Type II Supervisor Lab	MSC	8	10	8	Police, Sheriff, University,
BAC Type II Supervisor Lab	MSC	8	4	8	Police, Sheriff, State Agency,
BAC Type II Supervisor Lab	MSC	14	9	14	Police, Sheriff, State Agency,
BAC Type II Supervisor Lab	MSC	14	6	14	Police, State Agency,
BAC Type II Supervisor Lab	MSC	8	9	8	Police,
BAC Type II Supervisor Lab	MSC	14	7	14	Other, Police,
BAC Type II Supervisor Lab	MSC	8	9	8	Police, Sheriff,
BAC Type II Supervisor Lab	MSC	14	4	14	Police,
BAC Type II Supervisor Lab	MSC	14	1	14	Sheriff,
BAC Type II Supervisor Lab	MSC	14	6	14	Police, Sheriff,
BAC Type II Supervisor Lab	MSC	8	9	8	Police, Sheriff,
BAC Type II Supervisor Lab	MSC	14	3	14	Police, Sheriff,
BAC Type II Supervisor Lab	MSC	14	1	14	Police,
BAC Type II Supervisor Lab	MSC	14	5	14	Police, Sheriff,
BAC Type II Supervisor Lab	MSC	8	10	8	MSHP, Police, Sheriff,
BAC Type II Supervisor Lab	MSC	14	2	14	Police,
BAC Type II Supervisor Lab	MSC	14	2	14	Police,
BAC Type II Update	MSC	3	27	3	MSHP, Other, Police, Sheriff, University,
BAC Type II Update	MSC	3	31	3	MSHP, Police,
BAC Type II Update	MSC	3	35	3	Police, Sheriff,
BAC Type II Update	MSC	3	14	3	MSHP, Police, Sheriff,
BAC Type II Update	MSC	3	13	3	MSHP, Other, Police, Sheriff,
BAC Type II Update	MSC	3	22	3	MSHP, Police,
BAC Type II Update	MSC	3	12	3	MSHP, Police, Sheriff, University,
BAC Type II Update	MSC	3	22	3	MSHP, Police, Sheriff,
BAC Type II Update	MSC	3	18	3	MSHP, Police, Sheriff,
BAC Type II Update	MSC	3	23	3	MSHP, Police, Sheriff,
BAC Type III Operator	MSC	32	13	32	Police,
BAC Type III Operator	MSC	32	10	0	Police, Sheriff, State Agency,
BAC Type III Operator	MSC	32	10	32	Police, State Agency,
BAC Type III Operator	MSHP Law Enforcement Academy	59	27	0	MSHP,
BAC Type III Operator	MSSU	24	8	24	Police, Sheriff,
BAC Type III Operator	MSC	32	11	32	MSHP, Police, Sheriff,
BAC Type III Operator	MSC	32	11	32	Police,
BAC Type III Operator	MSC	32	10	32	Police,
BAC Type III Operator	MSSU	24	10	24	Police, Sheriff, School District,
BAC Type III Operator	MSC	32	9	32	Police,
BAC Type III Operator	MSSU	24	9	24	Police,
BAC Type III Operator	MSC	32	14	32	Police, Sheriff,
BAC Type III Operator	MSC	32	8	4	Police, Sheriff, University,
BAC Type III Operator	MSC	32	7	32	Police, Sheriff,
BAC Type III Operator	MSC	32	11	32	Police, Sheriff,
BAC Type III Operator	MSC	32	11	32	Police, Sheriff,
BAC Type III Operator	MSC	32	6	32	Police, Sheriff,
BAC Type III Operator	MSC	32	7	32	Police,
BAC Type III Operator Lab	MSC	4	9	4	Police,
BAC Type III Operator Lab	MSC	4	4	4	Police,
BAC Type III Operator Lab	MSC	4	1	4	Police,

BAC Type III Operator Lab	MSC	4	11	4	Police, Sheriff, State Agency,
BAC Type III Operator Lab	MSC	4	11	4	Police, Sheriff, State Agency,
BAC Type III Operator Lab	MSC	4	9	4	Police, State Agency,
BAC Type III Operator Lab	MSC	4	6	4	Police, State Agency,
BAC Type III Operator Lab	MSC	4	3	4	MSHP, Police, Sheriff,
BAC Type III Operator Lab	MSC	4	12	4	MSHP, Police, Sheriff,
BAC Type III Operator Lab	MSC	4	11	4	Police,
BAC Type III Operator Lab	MSC	4	6	4	Police,
BAC Type III Operator Lab	MSC	4	10	4	Police,
BAC Type III Operator Lab	MSC	4	10	4	Police,
BAC Type III Operator Lab	MSC	4	9	4	Police, Sheriff, University,
BAC Type III Operator Lab	MSC	4	3	4	Police, University,
BAC Type III Operator Lab	MSC	4	3	4	Police, University,
BAC Type III Operator Lab	MSC	4	7	4	Police, Sheriff,
BAC Type III Operator Lab	MSC	4	2	4	Police, Sheriff,
BAC Type III Operator Lab	MSC	4	3	4	Police, Sheriff,
BAC Type III Operator Lab	MSC	4	7	4	Police, Sheriff,
BAC Type III Operator Lab	MSC	4	9	4	Police, Sheriff,
BAC Type III Operator Lab	MSC	4	6	4	Police, Sheriff,
BAC Type III Operator Lab	MSC	4	1	4	University,
BAC Type III Operator Lab	MSC	4	7	4	Police, Sheriff,
BAC Type III Operator Lab	MSC	4	1	4	Police,
BAC Type III Operator Lab	MSC	4	6	4	Police,
BAC Type III Operator Lab	MSC	4	8	4	Police, Sheriff,
BAC Type III Operator Lab	MSC	4	12	4	Police, Sheriff,
BAC Type III Operator Lab	MSC	4	8	4	Police,
BAC Type III Operator Lab	MSC	4	3	4	Police,
BAC Type III Operator Lab	MSC	4	3	4	Police, Sheriff,
BAC Type III Operator Lab	MSC	4	3	4	Police, University,
BAC Type III Operator Lab	MSC	4	1	4	Police,
BAC Type III Operator Lab	MSC	4	4	4	Police,
BAC Type III Operator Lab	MSC	4	6	4	Police, Sheriff,
Basic Crash Investigation	MSHP Law Enforcement Academy	69	26	0	MSHP,
Basic Crash Investigation	MSHP Law Enforcement Academy	37	25	31	Other, Police,
Beyond the Ticket	MSSU	8	54	8	Police, Sheriff, State Agency,
Beyond the Ticket	MSSU	8	44	8	Police, Sheriff,
Cops In Court	MOPS	6	12	6	MSHP, Police, Sheriff, Prosecuting Attorney,
Cops In Court	MOPS	6	32	6	MSHP, Police, Sheriff, Prosecuting Attorney,
Cops In Court	MOPS	6	30	6	MSHP, Police,
Cops In Court	MOPS	6	23	6	MSHP, Police, Sheriff,
Cops In Court	MOPS	6	26	6	MSHP, Police, University, Prosecuting Attorney,
Cops In Court	MOPS	6	21	6	MSHP, Police, Sheriff, Prosecuting Attorney,
Cops In Court	MOPS	6	20	6	MSHP, Police, Sheriff, State Agency,
Cops In Court	MOPS	6	13	6	MSHP, Police, Sheriff, MoDOT,
Cops In Court	MOPS	6	23	6	MSHP, Police, Sheriff, Prosecuting Attorney,
Cops In Court	MOPS	6	21	6	MSHP, Police, Sheriff, State Agency,
Cops In Court	MOPS	6	13	6	MSHP, Police,
Cops In Court	MOPS	6	25	6	MSHP, Police, Sheriff,
Cops In Court	MOPS	6	28	6	MSHP, Other, Police, Sheriff, State Agency, Prosecuting Attorney,
Cops In Court	MOPS	6	22	6	MSHP, Police, Sheriff, Prosecuting Attorney,
Cops In Court	MOPS	6	18	6	MSHP, Police, Sheriff, Prosecuting Attorney,
Cops In Court	MOPS	6	21	6	Police, Sheriff, Prosecuting Attorney,
Cops In Court	MOPS	6	33	6	MSHP, Police, Sheriff, State Agency, University,
CPS Basic Awareness Course-Operation Kids	Office of Highway Safety	6	12	0	Safe Community, Safe Kids, MoDOT, Health Department,
CPS Technician Course		24	11	0	Fire, EMS, Health Department, Medical Facility, School District,
CPS Technician Course		24	11	0	Police, Fire, EMS, Health Department,
CPS Technician Course		24	12	0	Other, Safe Community, Fire, Health Department,
Crash Investigation I	MSC	20	12	0	Police,
Crash Investigation I	MSHP Law Enforcement Academy	69	28	0	MSHP,
Crash Investigation II	MSC	20	16	0	Police,
Crash Investigation III	MSHP Law Enforcement Academy	40	20	32	MSHP, Police, Sheriff,
Crash Investigation III	MSC	20	13	0	Police,
Crash Investigation IV	MSC	20	13	0	Police,
Crash Investigation V	MSC	20	13	0	Police,
Crash Investigation VI	MSC	20	13	0	Police,
Crash Reconstruction	MSHP Law Enforcement Academy	18	10	15	MSHP, Police,
Crash Reconstruction	MSHP Law Enforcement Academy	80	27	68	MSHP, Police,
Crash Reconstruction	MSC	80	7	0	Police,
Crash Reconstruction Prep	MSC	16	2	0	Police,
DITEP	Missouri Police Chiefs Association	16	22	16	Police,
DITEP	Missouri Police Chiefs Association	16	20	16	Police,
DITEP	Missouri Police Chiefs Association	16	16	16	Police,
DITEP	Missouri Police Chiefs Association	16	30	16	Police,
DITEP	Missouri Police Chiefs Association	16	20	16	Police,
DITEP	Missouri Police Chiefs Association	16	14	16	Police,
DITEP	Missouri Police Chiefs Association	16	28	16	Police,
DITEP	Missouri Police Chiefs Association	16	19	16	Police,
DITEP	Missouri Police Chiefs Association	8	2	8	Police,
DITEP	Missouri Police Chiefs Association	16	14	16	Police,

DRE Training	MSHP - Law Enforcement Academy	80	12	72	MSHP, Police, Sheriff,
DRE Training	MSHP Law Enforcement Academy	80	11	72	MSHP, Police, Sheriff,
DWI Bootcamp	MOPS	9.3	20	9.3	Prosecuting Attorney,
DWI Case Law Update	DOR	4	14	4	MSHP, Police, Prosecuting Attorney,
DWI Case Law Update	Dept of Revenue	4	17	4	MSHP, Police, University, MoDOT, Prosecuting Attorney,
DWI Case Law Update	DOR	4	16	4	MSHP, Police, Sheriff, Prosecuting Attorney,
DWI Case Law Update	DOR	4	32	4	MSHP, Police, Sheriff, Prosecuting Attorney, Court Staff, Probation and Parole, Park Rangers,
DWI Case Law Update	DOR	4	21	4	MSHP, Police, Sheriff, Court Staff, Park Rangers,
DWI Crash Investigation	MSSU	8	12	8	MSHP, Police, Sheriff,
DWI Crash Investigation	MSSU	8	14	8	Police,
DWI Enforcement Strategies for Small Dept	MSSU	8	11	8	MSHP, Police, Sheriff,
DWI Enforcement Strategies for Small Dept	MSSU	8	10	8	Police, Sheriff,
DWI Enforcement Strategies for Small Dept	MSSU	8	19	8	Police, Sheriff,
DWI/DRE Traffic Safety Conference	MOPS	12	144	12	MSHP, Police, Sheriff, State Agency, University, Prosecuting Attorney,
DWITS	Missouri State Highway Patrol	2	7	2	MSHP, Police, Prosecuting Attorney, Court Staff,
DWITS	Missouri State Highway Patrol	2	18	2	Police, Sheriff,
DWITS	Missouri State Highway Patrol	2	14	2	MSHP, Police, Sheriff, Prosecuting Attorney,
DWITS	Missouri State Highway Patrol	2	20	2	MSHP, Police, Sheriff, Court Staff,
Electric Vehicle Safety	MU FRTI	4	15	0.4	Fire,
Electric Vehicle Safety	MU FRTI	4	30	0.4	EMS,
Electric Vehicle Safety	MU FRTI	4	21	0.4	Fire,
Electric Vehicle Safety	MU FRTI	4	26	0.4	Fire,
Electric Vehicle Safety	MU FRTI	4	21	0.4	Fire,
Electric Vehicle Safety	MU FRTI	4	18	0.4	Fire,
Electric Vehicle Safety	MU FRTI	4	17	0.4	Fire,
Electric Vehicle Safety	MU FRTI	4	18	0.4	Fire,
Emergency Vehicle Safety	MU FRTI	16	15	1.6	Fire,
Emergency Vehicle Safety	MU FRTI	12	22	1.2	Fire,
Emergency Vehicle Safety	MU FRTI	16	18	1.6	Fire,
Emergency Vehicle Safety	MU FRTI	16	26	1.6	Fire,
Emergency Vehicle Safety	MU FRTI	16	32	1.6	Fire,
Emergency Vehicle Safety	MU FRTI	16	23	1.6	Fire,
Emergency Vehicle Safety	MU FRTI	16	18	1.6	Fire,
Emergency Vehicle Safety	MU FRTI	15	19	1.5	Fire,
Emergency Vehicle Safety	MU FRTI	16	23	1.6	Fire,
EVOG	MSHP Law Enforcement Academy	42	25	0	MSHP,
EVOG	MSHP - Law Enforcement Academy	40	14	42	Other, Police, Sheriff,
EVOG	MSHP Law Enforcement Academy	42	27	0	MSHP,
EVOG	MSHP Law Enforcement Academy	40	17	42	Police, Sheriff,
EVOG Instructor	MSHP Law Enforcement Academy	40	11	40	MSHP, Other, Police, Sheriff,
High Risk Vehicle Stops	MSSU	8	16	8	MSHP, Police, Sheriff,
High Risk Vehicle Stops	MSSU	8	7	8	Police, Sheriff, State Agency,
Law Enforcement Driver Training	Miss	8	28	8	Police,
Law Enforcement Driver Training	Missouri Police Chiefs Association	8	4	8	Police,
Law Enforcement Driver Training	Missouri Police Chiefs Association	8	4	8	Police,
Law Enforcement Driver Training	Missouri Police Chiefs Association	8	5	8	Police,
Law Enforcement Driver Training	Missouri Police Chiefs Association	8	7	8	Police,
Law Enforcement Driver Training	Missouri Police Chiefs Association	8	4	8	Police,
Law Enforcement Driver Training	Missouri Police Chiefs Association	8	5	8	Police,
Law Enforcement Driver Training	Missouri Police Chiefs Association	8	2	8	Police,
Law Enforcement Driver Training	Missouri Police Chiefs Association	8	4	8	Police,
Law Enforcement Driver Training	Missouri Police Chiefs Association	8	4	8	Police,
Law Enforcement Driver Training	Missouri Police Chiefs Association	8	3	8	Police,
Law Enforcement Driver Training	Missouri Police Chiefs Association	8	7	8	Police,
Law Enforcement Driver Training	Missouri Police Chiefs Association	8	5	8	Police,
Law Enforcement Driver Training	Missouri Police Chiefs Association	8	6	8	Police,
Law Enforcement Driver Training	Missouri Police Chiefs Association	8	8	8	Police,
Law Enforcement Driver Training	Missouri Police Chiefs Association	8	6	8	Police,
Law Enforcement Driver Training	Missouri Police Chiefs Association	8	6	8	Police,
Law Enforcement Driver Training	Missouri Police Chiefs Association	8	6	8	Police,
Law Enforcement Driver Training	Missouri Police Chiefs Association	8	6	8	Police,
Law Enforcement Driver Training	Missouri Police Chiefs Association	8	6	8	Police,
Law Enforcement Driver Training	Missouri Police Chiefs Association	8	6	8	Police,
Law Enforcement Driver Training	Missouri Police Chiefs Association	8	4	8	Police,
Law Enforcement Driver Training	Missouri Police Chiefs Association	8	5	8	Police,
Law Enforcement Driver Training	Missouri Police Chiefs Association	8	5	8	Police,
Law Enforcement Driver Training	Missouri Police Chiefs Association	8	5	8	Police,
Law Enforcement Driver Training	Missouri Police Chiefs Association	8	4	8	Police,
Law Enforcement Driver Training	Missouri Police Chiefs Association	8	5	8	Police,
Law Enforcement Driver Training	Missouri Police Chiefs Association	8	5	8	Police,
Law Enforcement Driver Training	Missouri Police Chiefs Association	8	4	8	Police,
Law Enforcement Driver Training	Missouri Police Chiefs Association	8	5	8	Police,
Law Enforcement Driver Training	Missouri Police Chiefs Association	8	6	8	Police,
Law Enforcement Driver Training	Missouri Police Chiefs Association	8	4	8	Police,
Law Enforcement Driver Training	Missouri Police Chiefs Association	8	5	8	Police,
Law Enforcement Driver Training	Missouri Police Chiefs Association	8	5	8	Police,
Law Enforcement Driver Training	Missouri Police Chiefs Association	8	4	8	Police,
Law Enforcement Driver Training	Missouri Police Chiefs Association	8	4	8	Police,
Law Enforcement Driver Training	Missouri Police Chiefs Association	8	4	8	Police,
Law Enforcement Driver Training	Missouri Police Chiefs Association	8	5	8	Police,



Law Enforcement Driver Training	Missouri Police Chiefs Association	8	5	8	Police,
Law Enforcement Driver Training	Missouri Police Chiefs Association	8	5	8	Police,
Law Enforcement Driver Training	Missouri Police Chiefs Association	8	4	8	Police,
Law Enforcement Driver Training	Missouri Police Chiefs Association	8	4	8	Police,
Law Enforcement Driver Training	Missouri Police Chiefs Association	8	6	8	Police,
Law Enforcement Driver Training	Missouri Police Chiefs Association	8	4	8	Police,
Law Enforcement Driver Training	Missouri Police Chiefs Association	8	5	8	Police,
Law Enforcement Driver Training	Missouri Police Chiefs Association	8	6	8	Police,
Law Enforcement Driver Training	Missouri Police Chiefs Association	8	4	8	Police,
Law Enforcement Driver Training	Missouri Police Chiefs Association	8	4	8	Police,
Law Enforcement Driver Training	Missouri Police Chiefs Association	8	5	8	Police,
Law Enforcement Driver Training	Missouri Police Chiefs Association	8	4	8	Police,
Law Enforcement Driver Training	Missouri Police Chiefs Association	8	6	8	Police,
Law Enforcement Driver Training	Missouri Police Chiefs Association	8	6	8	Police,
Law Enforcement Driver Training	Missouri Police Chiefs Association	8	5	8	Police,
Law Enforcement Driver Training	Missouri Police Chiefs Association	8	4	8	Police,
Law Enforcement Driver Training	Missouri Police Chiefs Association	8	6	8	Police,
Law Enforcement Driver Training	Missouri Police Chiefs Association	8	6	8	Police,
Law Enforcement Driver Training	Missouri Police Chiefs Association	8	5	8	Sheriff,
Law Enforcement Driver Training	Missouri Sheriffs' Association	8	12	8	Sheriff,
Law Enforcement Driver Training	Missouri Sheriffs' Association	8	9	8	Sheriff,
Missouri Motor Vehicle Law	MSSU	8	20	8	Police, Sheriff,
Missouri Motor Vehicle Law	MSSU	8	21	8	Police, Sheriff,
MOPS	Am I Being Detained?	3	39	3	MSHP, Police, Sheriff, State Agency,
MOPS	10 Things to Know About the Crime Lab	1.5	36	1.5	MSHP, Other, Police, Sheriff, State Agency, Prosecuting Attorney,
MOPS	Case Law Update: 2015 (webinar)	1.5	61	1.5	MSHP, Non-Profit, Police, Sheriff, State Agency, University, Prosecuting Attorney,
Older Driver	University of Missouri	1	25	0	Safe Community,
Older Driver	University of Missouri	1	10	0	Safe Community,
Older Driver	University of Missouri	1	10	0	Safe Community,
Older Driver	University of Missouri	1	25	0	Safe Community,
Older Driver	University of Missouri	1	25	0	Safe Community,
Older Driver	University of Missouri	1	15	0	Safe Community,
Older Driver	University of Missouri	1	5	0	Safe Community,
Older Driver	University of Missouri	1	10	0	Safe Community,
Older Driver	University of Missouri	1	20	0	Safe Community,
Older Driver	University of Missouri	1	5	0	Safe Community,
Older Driver	University of Missouri	1	20	0	Safe Community,
Older Driver	University of Missouri	1	15	0	Safe Community,
Older Driver	University of Missouri	1	15	0	Safety Council,
Older Driver	University of Missouri	1	5	0	Safe Community,
Older Driver	University of Missouri	1	20	0	Safe Community,
Older Driver	University of Missouri	1	10	0	Safe Community,
Older Driver	University of Missouri	1	15	0	Safe Community,
On-Scene Crash Investigation	MSC	6	5	0	Police, Sheriff,
Other	MSC	4	18	4	MSHP, Police, University, Park Rangers,
Other	MSC	4	17	4	MSHP, Police, Sheriff, University, Park Rangers,
Protecting Lives & Saving Futures	MOPS	16.5	37	16.5	MSHP, Police, Sheriff, Prosecuting Attorney,
Radar and Laser Instructor	MSHP Law Enforcement Academy	32	28	25	MSHP, Other, Police, Sheriff,
Radar and Laser Operator	MSHP Law Enforcement Academy	24	27	0	MSHP,
Radar and Laser Operator	MSHP Law Enforcement Academy	24	25	0	MSHP,
SFST 24-Hour	MSC	24	7	24	Police,
SFST 24-Hour	MSC	24	4	24	Police, Sheriff,
SFST 24-Hour	MSC	24	5	24	Police, Sheriff,
SFST 24-Hour	MSC	24	9	24	Police, Sheriff,
SFST 24-Hour	MSC	24	12	24	Police,
SFST 24-Hour	MSC	24	9	24	Police,
SFST 24-Hour	MSC	24	9	24	Police, Sheriff,
SFST 24-Hour	MSC	24	10	24	Police, Sheriff,
SFST 24-Hour	MSSU	24	4	24	Police,
SFST 24-Hour	MSC	24	8	24	Police,
SFST Instructor	MSHP Law Enforcement Academy	40	15	36	MSHP, Other, Police, Sheriff,
SFST Instructor Update	MSC	2	14	2	MSHP, Police, Sheriff, University,
SFST Instructor Update	MSC	2	14	2	MSHP, Police, Sheriff, University,
SFST Instructor Update	MSC	2	12	2	MSHP, Police, Sheriff, Training Academy,
SFST Instructor Update	MSC	2	13	2	MSHP, Police, State Agency,
SFST Instructor Update	MSC	2	2	2	Police, Sheriff,
SFST Instructor Update	MSC	2	15	2	MSHP, Police, Sheriff, State Agency,
SFST Instructor Update	MSC	2	10	2	Police, Sheriff,
SFST Instructor Update	MSC	2	17	2	Police, Sheriff,
SFST Instructor Update	MSC	2	14	2	MSHP, Police, Sheriff, Training Academy,
SFST Instructor Update	MSC	2	7	2	MSHP, Police, Sheriff,
SFST Instructor Update	MSC	4	16	4	MSHP, Police, Sheriff, State Agency,
SFST Instructor Update	MSC	2	2	2	MSHP, Police,
SFST Update	MSC	4	8	4	Police,
SFST Update	MSC	4	7	4	Police,
SFST Update	MSC	4	9	4	Sheriff,
SFST Update	MSC	4	21	4	Other, Police,
SFST Update	MSC	4	11	4	Police,
SFST Update	MSC	4	7	4	Police,

Sobriety Checkpoint Supervisor	MSC	12	26	10	Police, Sheriff, State Agency,
Sobriety Checkpoint Supervisor	MSC	12	9	0	MSHP, Police, Sheriff,
Sobriety Checkpoint Supervisor	MSC	12	22	11	MSHP, Other, Police, Sheriff,
Sobriety Checkpoint Supervisor	MSC	12	19	11	MSHP, Police, Sheriff,
Sobriety Checkpoint Supervisor	MSC	12	14	11	MSHP, Police,
STARS	Missouri State Highway Patrol	6	21	6	Police,
STARS	Missouri State Highway Patrol	6	20	6	MSHP, Police, Park Rangers,
STARS	Missouri State Highway Patol	6	27	6	Other, Police, Sheriff, University,
ThinkFirst	ThinkFirst Missouri	1	70	0	High School,
ThinkFirst	ThinkFirst Missouri	2	60	0	High School,
ThinkFirst	ThinkFirst Missouri	2	30	0	High School,
ThinkFirst	ThinkFirst Missouri	1	125	0	High School,
ThinkFirst	ThinkFirst Missouri	1	70	0	High School,
ThinkFirst	ThinkFirst Missouri	1	80	0	High School,
ThinkFirst	ThinkFirst Missouri	1	130	0	High School,
ThinkFirst	ThinkFirst Missouri	1	130	0	High School,
ThinkFirst	ThinkFirst Missouri	1	1500	0	High School,
ThinkFirst	ThinkFirst Missouri	1	22	0	High School,
ThinkFirst	ThinkFirst Missouri	1	35	0	High School,
ThinkFirst	ThinkFirst Missouri	1	50	0	High School,
ThinkFirst	ThinkFirst Missouri	2	600	0	High School,
ThinkFirst	ThinkFirst Missouri	1	180	0	High School,
ThinkFirst	ThinkFirst Missouri	1	220	0	High School,
ThinkFirst	ThinkFirst Missouri	4	125	0	High School,
ThinkFirst	ThinkFirst Missouri	1	300	0	High School,
ThinkFirst	ThinkFirst Missouri	3	75	0	High School,
ThinkFirst	ThinkFirst Missouri	3	75	0	High School,
ThinkFirst	ThinkFirst Missouri	1	90	0	High School,
ThinkFirst	ThinkFirst Missouri	1	100	0	High School,
ThinkFirst	ThinkFirst Missouri	1	375	0	High School,
ThinkFirst	ThinkFirst Missouri	1	325	0	High School,
ThinkFirst	ThinkFirst Missouri	2	46	0	High School,
ThinkFirst	ThinkFirst Missouri	2	250	0	High School,
ThinkFirst	ThinkFirst Missouri	1	100	0	High School,
ThinkFirst	ThinkFirst Missouri	1	400	0	High School,
ThinkFirst	ThinkFirst Missouri	1	140	0	High School,
ThinkFirst	ThinkFirst Missouri	1	125	0	High School,
ThinkFirst	ThinkFirst Missouri	1	350	0	High School,
ThinkFirst	ThinkFirst Missouri	1	200	0	High School,
ThinkFirst	ThinkFirst Missouri	1	200	0	High School,
ThinkFirst	ThinkFirst Missouri	1	30	0	High School,
ThinkFirst	ThinkFirst Missouri	1	30	0	High School,
ThinkFirst	ThinkFirst Missouri	1	40	0	High School,
ThinkFirst	ThinkFirst Missouri	5	65	0	High School,
ThinkFirst	ThinkFirst Missouri	1	10	0	High School,
ThinkFirst	ThinkFirst Missouri	2	100	0	High School,
ThinkFirst	ThinkFirst Missouri	2	35	0	High School,
ThinkFirst	ThinkFirst Missouri	2	90	0	High School,
ThinkFirst	ThinkFirst Missouri	2	160	0	High School,
ThinkFirst	ThinkFirst Missouri	1	30	0	High School,
ThinkFirst	ThinkFirst Missouri	5	160	0	High School,
ThinkFirst	ThinkFirst Missouri	3	100	0	High School,
ThinkFirst	ThinkFirst Missouri	3	100	0	High School,
ThinkFirst	ThinkFirst Missouri	5	150	0	High School,
ThinkFirst	ThinkFirst Missouri	1	280	0	High School,
ThinkFirst	ThinkFirst Missouri	1	90	0	High School,
ThinkFirst	ThinkFirst Missouri	1	120	0	High School,
ThinkFirst	ThinkFirst Missouri	1	85	0	High School,
ThinkFirst	ThinkFirst Missouri	1	20	0	High School,
ThinkFirst	ThinkFirst Missouri	1	400	0	High School,
ThinkFirst	ThinkFirst Missouri	1	150	0	High School,
ThinkFirst	ThinkFirst Missouri	1	125	0	High School,
ThinkFirst	ThinkFirst Missouri	1	220	0	High School,
ThinkFirst	ThinkFirst Missouri	1	100	0	High School,
ThinkFirst	ThinkFirst Missouri	1	100	0	High School,
ThinkFirst	ThinkFirst Missouri	2	60	0	High School,
ThinkFirst	ThinkFirst Missouri	1	15	0	High School,
ThinkFirst	ThinkFirst Missouri	1	30	0	High School,
ThinkFirst	ThinkFirst Missouri	1	290	0	High School,
ThinkFirst	ThinkFirst Missouri	1	500	0	High School,
ThinkFirst	ThinkFirst Missouri	1	500	0	High School,
ThinkFirst	ThinkFirst Missouri	6	750	0	High School,
ThinkFirst	ThinkFirst Missouri	4	125	0	High School,
ThinkFirst	ThinkFirst Missouri	2	60	0	High School,
ThinkFirst	ThinkFirst Missouri	1	30	0	High School,
ThinkFirst	ThinkFirst Missouri	1	320	0	High School,
ThinkFirst	ThinkFirst Missouri	2	750	0	High School,
ThinkFirst	ThinkFirst Missouri	1	15	0	High School,
ThinkFirst	ThinkFirst	1	120	0	High School,

ThinkFirst	ThinkFirst Missouri	1	175	0	High School,
ThinkFirst	ThinkFirst Missouri	1	95	0	High School,
ThinkFirst	ThinkFirst Missouri	1	115	0	High School,
ThinkFirst	ThinkFirst Missouri	1	755	0	High School,
ThinkFirst	ThinkFirst Missouri	1	270	0	High School,
ThinkFirst	ThinkFirst Missouri	1	230	0	High School,
ThinkFirst	ThinkFirst Missouri	2	460	0	High School,
ThinkFirst	ThinkFirst Missouri	1	750	0	High School,
ThinkFirst	ThinkFirst Missouri	1	65	0	High School,
ThinkFirst	ThinkFirst Missouri	1	200	0	High School,
ThinkFirst	ThinkFirst Missouri	1	65	0	High School,
ThinkFirst	ThinkFirst Missouri	1	800	0	High School,
ThinkFirst	ThinkFirst Missouri	1	220	0	High School,
ThinkFirst	ThinkFirst Missouri	1	330	0	High School,
ThinkFirst	ThinkFirst Missouri	1	75	0	High School,
ThinkFirst	ThinkFirst Missouri	1	75	0	High School,
ThinkFirst	ThinkFirst Missouri	2	35	0	High School,
ThinkFirst	ThinkFirst Missouri	1	500	0	High School,
ThinkFirst	ThinkFirst Missouri	2	63	0	High School,
ThinkFirst	ThinkFirst Missouri	3	63	0	High School,
ThinkFirst	ThinkFirst Missouri	1	200	0	High School,
ThinkFirst	ThinkFirst Missouri	1	475	0	High School,
ThinkFirst	ThinkFirst Missouri	2	150	0	High School,
ThinkFirst	ThinkFirst Missouri	1	250	0	High School,
ThinkFirst	ThinkFirst Missouri	1	75	0	High School,
ThinkFirst	ThinkFirst Missouri	1	210	0	High School,
ThinkFirst	ThinkFirst Missouri	1	390	0	High School,
ThinkFirst	ThinkFirst Missouri	1	85	0	High School,
Underage Drinking LE Training		6	25	6	MSHP, Police, Sheriff,
Underage Drinking LE Training		6	17	6	Police, Sheriff,
Vehicle Rescue	MU FRTI	16	18	1.6	Fire,
Vehicle Rescue	MU FRTI	16	35	1.6	Fire,
Vehicle Rescue	MU FRTI	16	17	1.6	Fire,
Vehicle Rescue	MU FRTI	16	28	1.6	Fire,
Vehicle Rescue	MU FRTI	16	15	1.6	EMS,
Vehicle Rescue	MU FRTI	16	13	1.6	Fire,
Vehicle Rescue	MU FRTI	16	28	1.6	Fire,
Vehicle Search and Seizure	MSSU	8	21	8	Other, Police, Sheriff,
Vehicle Search and Seizure	MSSU	8	60	8	Police, Sheriff, State Agency,