


# COMMONWEALTH OF THE NORTHERN MARIANA ISLANDS

- Farallon de Pajaros
- Maug
- Asuncion
- Agrihan
- Pagan
- Alamagan
- Guguan
- Sariguan
- Anatahan
- Farallon de Mendinilla
- Saipan  
Tinian
- Rota



## Commonwealth of the Northern Mariana Islands **DEPARTMENT OF PUBLIC SAFETY** **HIGHWAY SAFETY OFFICE**

# HIGHWAY SAFETY PROGRAM (Saipan, Tinian & Rota) ANNUAL REPORT YEAR 2017





COMMONWEALTH OF THE NORTHERN MARIANA ISLANDS  
**DEPARTMENT OF PUBLIC SAFETY**  
 Jose M. Sablan Building, Civic Center Susupe, P. O. Box 500791 Saipan, MP 96950  
 Telephone: (670) 664-9001 Facsimile: (670) 664-9027



*Ralph DLG. Torres*  
 Governor

*Victor B. Hocog*  
 Lieutenant Governor

*Robert A. Guerrero*  
 Commissioner

December 20, 2017

Chris Murphy  
 NHTSA Region 9 Administrator  
 U.S. Department of Transportation  
 National Highway Traffic Safety Administration (NHTSA)  
 John E. Moss Federal Building  
 650 Capitol mall, Suite 5-400  
 Sacramento, CA 95814

Dear Mr. Murphy

The CNMI Department of Public Safety hereby submits the Highway Safety Program Annual Report for Calendar year 2017. The DPS Highway Safety Office achieved numerous objectives, goals and has utilized the grant funding to ensure a safer CNMI. We hope that our report meets your expectation and approval.

I would like to extend my sincere appreciation to you and your staff for working closely and for providing assistance to the DPS Highway Safety Office staff throughout this year.

On behalf of the Department of Public Safety personnel, I would like to wish you and your staff Happy Holidays and may the New Year bring us all good health and prosperity.

Sincerely,

Robert A. Guerrero  
 Commissioner of Public Safety  
 Governor's Highway Safety Representative

*"The Department of Public Safety is an equal opportunity provider and employer"*

Commonwealth of the Northern Mariana Islands

Department of Public Safety  
Highway Safety Office

Year 2017

Highway Safety Program  
Annual Report

Prepared For

National Highway Traffic Safety Administration  
Region IX

By

Robert A. Guerrero  
Commissioner of Public Safety  
Governor's Highway Safety Representative

Ms. Margaret DLG. Camacho  
Officer in Charge  
Highway Safety Office

<b>Table of Contents</b>	<b>Page</b>
DPS Commissioner/Governor's Representative (GR) Letter	1
Front Page DPS/HSO Information	2
<b>Table of Contents</b>	3
2016/17 Annual Meetings, Conferences, Training & Development Attended	4-11
Commonly Reported Statistics	12
Core Performance Measures	13-14
Core Behavior Measures	14
Core Activity Measures	15
2015/16 Grant Funding Enforcement/Crackdown and Mobilization	16-22
Respective Islands Highway Safety Annual Report	
DPS Saipan	23-37
DPS Tinian	38-46
DPS Rota	47-59
Emergency Medical Services Program	60-63
Paid Media	64
Attitudinal Awareness Surveys	
Seat Belt	65-66
Speeding	67-68
Alcohol	69-70
<b>Financial Section</b>	71
FY2017 NHTSA Financial Report	72
FY 2017 Financial Report: Funding and Expenditure for Planning and Administration and Occupant Protection for Saipan, Tinian and Rota.	73
FY 2017 Financial Report: Funding and Expenditure Police Traffic Services and Alcohol and Other Drugs Countermeasures for Saipan, Tinian and Rota.	74
FY 2017 Financial Report: Funding and Expenditure Pedestrian Safety, Paid Media, Traffic Records, Speed, Motorcycle Safety, Emergency Medical Services, Section 405c, Data Improvement, 405b OP Incentive and 405 Safety Belt Incentive	75-76

## *2017 Annual Meetings, Conferences, Training & Development*

---

### **Planning and Administration (P&A):**

March 23-April 2, 2017, Margarita Dlg. Camacho DPS OIC Highway Safety Office attended the 2017 Lifesavers National Conference in Charlotte North Carolina from March 26-28, 2017, and the 2017 NHTSA Region IX Leadership/Partner's Meeting from March 29-30, 2017, in Sacramento, California.

March 27-April 2, 2017, Eloise Kay Inos, Director, DPS Administration and General Support attended the Region IX Directors, Leadership/Partners Meeting in Sacramento, California from March 29 and 30, 2017.

April 9-17, 2017, Margarita Dlg. Camacho, OIC DPS Highway Safety Office attended the Managing Highway Safety Programs in Elk Grove, California.

April 24-29, 2017, Margarita Dlg. Camacho, Program Coordinator/OIC DPS Highway Safety Office participate in the FY2018 Pre-Highway Safety Planning Meeting with Region 9 Program Managers, staffs, and other Region 9 State and Territories in Honolulu, HI from April 25-26, 2017.

September 12-23, 2017 Margarita Dlg. Camacho, OIC, DPS Highway Safety Office attended the 2017 50<sup>th</sup> Annual Conference on National Association of Women Highway Safety Leaders from September 14-16, 2017, and Annual Governors Highway Safety Association Meeting from September 17-20, 2017, Louisville KY.

September 15- 23, 2017, Robert Guerrero, DPS Commissioner of Public Safety attended the 2017 Annual Governors of Highway Safety Association Meeting from September 16-20, 2017, in Louisville, Kentucky.

### **Occupant Protection/Child Restraint (OP/CR) Saipan:**

February 6-14, 2017, Conrad Castro Occupant Protection Program Manager attended the Managing Highway Safety Programs Course in Honolulu, Hawaii from February 7-10, 2017. The course is required by NHTSA for all highway safety personnel due to the passage of FIXING AMERICA'S SURFACE TRANSPORTATION ACT (FAST ACT).

February 27-28, 2017, Marlene Carbullido from Guam Nurse Supervisor/CPST Instructor took part in instructing Child Passenger Safety Technician Continuing Education Unit's (CEU's) of February 28, 2017, to include approval of seats inspected for re-certification.

March 23-April 2, 2017, Conrad Castro Occupant Protection Program Manager attended the 2017 Lifesavers National Conference in Charlotte North Carolina from March 26-28, 2017, and the 2017 NHTSA Region IX Leadership/Partner's Meeting from March 29-30, 2017, in Sacramento, California.

April 24-29, 2017, Conrad Castro Occupant Protection Program Manager participated in the FY 2018 Pre-Highway Safety Planning Meeting with Region 9 Program Managers, staffs and other Region 9 State and Territories in Honolulu, Hawaii from April 25-26, 2017.

**Occupant Protection/Child Restraint (OP/CR) Tinian:**

February 20-25, 2017, POI. Dennis P. Borja DPS Tinian attended the Child Passenger Safety Technician Class from February 21-24, 2017, on Saipan.

February 27-28, 2017, POII. Peter H. Palacios/CPS Technician from DPS Tinian attended the Child Passenger Safety Technician Class on February 28, 2017, The training will enable participants to maintain their CPS Technician status.

February 27, to March 1, 2017, Sgt. Wally Villagomez from DPS Tinian attended the Child Passenger Safety Technician Class on Saipan. This training will enable participant to maintain their CPS Technician status. March 1, 2017, Sgt. Wally Villagomez also attended the 2018 Pre-HSP Planning Meeting on Saipan.

August 20-24, 2017, Sgt. Wally Villagomez from DPS Tinian OIC Traffic Section assisted as an Instructor candidate in the Child Passenger Safety Technician Class on Saipan.

August 31 to September 2, 2017, Sgt. Wally Villagomez, DPS Tinian OIC Traffic Section attended the 2017 annual Kidz on Motion National Child Passenger Safety Conference in Broomfield, Colorado.

**Occupant Protection/Child Restraint (OP/CR) Rota:**

February 20-25, 2017, POI. Franklin A. Manglona, DPS Rota attended the Child Passenger Safety Technician Class from February 21-24, 2017, on Saipan.

August 20-25, 2017, Lt. Jarrod Manglona and POIII. Tito S. Hocog II/CPST Instructor from DPS Rota, OIC Traffic Section to took part in instructing Child Passenger Safety Technician Class on Saipan.

August 20-25, 2017, POI. Keith Ogo from DPS Rota attended the Child Passenger Safety Technician Class on Saipan.

August 27-September 6, 2017, Lt. Jarrod Manglona from DPS Rota OIC Traffic Section attended the 2017 Kidz in Motion National Child Passenger Safety Conference in Broomfield, Colorado, from August 31<sup>st</sup> to September 2, 2017.

**Section 405b – Occupant Protection:**

March 23, to April 2, 2017, Capt. Anthony Macaranas attended the 2017 Lifesavers National Conference in Charlotte, North Carolina from March 26-28, 2017, then from March 29, through 31, 2017, attended the 2017 NHTSA Region IX Leadership/Partner’s Meeting.

June 9, 2017, Capt. Anthony Macaranas DPS Highway Patrol and Conrad Castro, Occupant Protection Program Manager traveled to Tinian for a day trip to attend the Tinian Click It proclamation signing and to meet with Tinian Traffic Section personnel.

August 28-September 5, 2017, POIII. Joseph M. Magofna from Saipan Highway Patrol Section and Conrad Castro Occupant Protection Program Manager attended the 2017 Kidz in Motion National Child Passenger Safety Conference in Broomfield, Colorado, from August 31<sup>st</sup> to September 2, 2017.

**Section 405b-Department of Fire and Emergency Medical Services (DFEMS)**

August 28-September 5, 2017, Christopher B. Alepuyo from Department of Fire and Emergency Medical Services (DFEMS) traveled to Broomfield, Colorado to attend the 2017 Annual Kids in Motion Conference and Pre Conference from August 31-September 2, 2017.

**Police Traffic Services (PTS) Saipan:**

December 29-31, 2016, Sgt. Norris Kwon and POI. Roque Farley Justice from DPS Highway Patrol traveled to Rota to participate and monitor DPS Rota December 2016 Sobriety Checkpoint operation and community involvement on December 30<sup>th</sup> to stop impaired driving. Arinta Camacho from DPS Highway Safety Office traveled to Rota to participate and monitor DPS Rota December 2016 Sobriety Checkpoint operation and community involvement on December 30<sup>th</sup> to stop impaired driving.

February 6-14, 2017, Arinta Camacho, HSO Administrative Assistant attended the Managing Highway Safety Programs Course in Honolulu, Hawaii from February 7-10, 2017.

March 23-April 2, 2017, Leonardo Duenas PTS Program Manager attended the 2017 Lifesavers National Conference in Charlotte North Carolina from March 26-28, 2017, and the 2017 NHTSA Region IX Leadership/Partner’s Meeting from March 29-30, 2017, in Sacramento, California.

September 12-23, 2017, Arinta Camacho, Administrative Assistant DPS Highway Safety Office attended the 2017 50<sup>th</sup> Annual Conference on National Association of Women Highway Safety Leaders from September 14-16, 2017, and Annual Governors Highway Safety Association Meeting from September 17-20, 2017, Louisville KY.

**Police Traffic Services (PTS) Tinian:**

July 16 to 29, 2017, POIII. Shawn Lee SN. Borja and POII. Janel Aldan DPS Tinian attended the 2017, At Scene Traffic Homicide Investigation Course on Saipan conducted by the Institute of Police Technology and Management (IPTM).

**Police Traffic Services (PTS) Rota:**

February 28, 2017, DPS Resident Director Eusebio Manglona and Lt. Jarrod Manglona, OIC DPS Rota Traffic Section attended the FY2018 Pre-Highway Safety Plan meeting on Saipan. This is to discuss and plan what is needed as a sub-grantee for the upcoming FY2018.

July 17-28, 2017, POII. Clair A. Calvo, POI. Jackery M. Ogo and POI. Manual B. Castro from DPS Rota attended the "At Scene Traffic Crash/Traffic Homicide Investigation on Saipan conducted by Institute of Police Technology and Management University of North Florida.

**Alcohol and Other Drugs Countermeasures (AL) Saipan:**

December 29-31, 2016, Alina Cabrera, Alcohol Program Coordinator from DPS Highway Safety Office traveled to Rota to participate and monitor DPS Rota December 2016 Sobriety Checkpoint operation and community involvement on December 30th, to stop impaired driving.

March 23-April 2, 2017, Alina C. Cabrera Alcohol Program Manager attended the 2017 Lifesavers National Conference in Charlotte North Carolina from March 26-28, 2017, and the 2017 NHTSA Region IX Leadership/Partner's Meeting from March 29-30, 2017, in Sacramento, California.

April 9-17, 2017, Alina Cabrera, Alcohol Program Coordinator attended the Managing Highway Safety Programs in Elk Grove, California.

**Alcohol and Other Drugs Countermeasures (AL) Rota:**

July 31, 2017, August 1, 2017, POII. Gabriel M. Manglona and POI. Joseph T. Barcinas from DPS Rota attended the "Advanced Roadside Impaired Driving Enforcement (ARIDE)" on Saipan.

**Alcohol and Other Drugs Countermeasures (AL) Tinian:**

No Travel Performed



**Emergency Medical Services (EMS):**

October 1-10, 2016, FFII/EMT George Patrick attended the 2016 EMS World Expo from October 3-7, 2016, in New Orleans Louisiana.

**Motorcycle Safety (MS):**

September 25-October 3, 2017, Director, Bureau of Motor Vehicle Juana C. Leon Guerrero and Alina Cabrera Program Coordinator from DPS Highway Safety Office attended the 2017 National Motorcycle Training Summit from September 27-30, 2017, in Burlington, Vermont.

**Traffic Records (TR):**

August 6-9,2017, Presiding Judge/TRCC Chairman Roberto C. Naraja and Sgt. Norris Kwon from DPS Highway Patrol attended the 2017 Traffic Records Forum in New Orleans.

September 12-23, 2017 Catherine Muna, DPS Saipan Highway Patrol Statistical Technician attended the 2017 50<sup>th</sup> Annual Conference on National Association of Women Highway Safety Leaders from September 14-16, 2017, and Annual Governors Highway Safety Association Meeting from September 17-20, 2017, Louisville KY.

**Speed Enforcement Management (SE):**

No travel performed

## 2017 Highway Safety Program Meeting, Conferences and Training

### 2017 Lifesavers Conference & Annual NHTSA Region 9 Partner's Meeting





At Scene Traffic Crash/Traffic Homicide Investigation Training  
(July 17-28, 2017)



Advance Roadside Impaired Driving Enforcement (ARIDE) Training  
(July 31-August 1, 2017)



**Summary of the CNMI's  
Commonly Reported Statistics**

<b>Data Elements (Year)</b>	<b>2012</b>	<b>2013</b>	<b>2014</b>	<b>2015</b>	<b>2016</b>
No. of Vehicles Registered	14,515	15,493	19,505	20,621	21,898
Licensed Driver (New & Renewal)	7,539	6,831	7,106	6,906	7,604

Total Crashes Reported	1717	1923	1360	1507	2093
Total Injuries	114	230	300	112	178
Yearly Fatalities	4	4	2	0	6

**Yearly DUI Arrests and Fatalities Involved**

No. DUI Arrests	162	147	157	104	194
Yearly DUI Fatalities (Alcohol Involved)	3	3	2	0	3
DUI Involved Crashes	32	31	56	46	74

**Yearly Seat Belt Survey Percentage Usage Rate**

<b>Data Element</b>	<b>2012</b>	<b>2013</b>	<b>2014</b>	<b>2015</b>	<b>2016</b>	<b>2017</b>
Child Restraint % Usage Rate	40.93%	46.54%	71.20%	64.52%	56.29%	64.53%
Occupant Protection % Usage rate	-0-	90.51%	91.44%	95.58%	92.30%	92.23%

## **Core Performance Measures**

### **C-1 Traffic Fatalities:**

The CNMI's goal is to decrease traffic fatalities using 2012-2016 from calendar base year average of 3 to 2 by September 30, 2017.

**Result:** During calendar year 2017, there were three (3) traffic fatalities.

### **C-2 Number of Serious Injuries:**

The CNMI's goal is to decrease serious traffic injuries to 12.6% by using 2012-2016 calendar base year's average of 10 to 7 by September 30, 2017.

**Result:** During calendar year 2017, there were (11) serious traffic injuries.

### **C-3 Fatalities / Vehicle Mile Travel (VMT):**

Not Available

### **C-4 Number of Unrestraint Occupant:**

To decrease the unrestraint passenger vehicle occupant fatalities in all seating positions to 1% using 2012-2016 calendar base year average of 2 to 1 by September 30, 2017.

**Result:** During Calendar year 2017, no Unrestraint Occupant Fatality.

### **C-5 Number of Alcohol Impaired Driving Fatalities:**

The CNMI's goal is to maintain the number of alcohol impaired driving fatalities from the 2012-2016 calendar base year average of 2 to 1 by September 30, 2016.

**Result:** There were (3) alcohol-impaired driving fatalities in 2017.

### **C-6 Number of speeding-related fatalities:**

The CNMI's goal is to maintain speeding related fatalities from 2012-2016 calendar base year average of (2) to (1) by September 30, 2017.

**Result:** In 2017, two (2) traffic fatality recorded was related to speeding.

### **C-7 Number of Motorcycle Fatalities:**

To maintain the number of motorcycle fatalities (0) percent from the 2012-2016 calendar base year average of (0) up to December 31, 2016.

**Result:** During calendar year 2017, there were no motorcycle fatality.

**C-8 Number of Un-helmeted Motorcycle Fatalities:**

To maintain zero (0) number of un-helmeted motorcycle fatalities up to December 31, 2016.

**Result: During calendar year 2017, there were zero (0) number of un-helmeted motorcycle fatality.**

**C-9 Drivers Age 20 or Younger Involved in Fatal Crashes:**

To maintain the number of drivers age 20 or younger Involved in fatal crash (0) percent from the 2012-2016 calendar base year average of (0) up to December 31, 2016.

**Result: During calendar year 2017, there were (0) age 20 or younger involved in fatal crashes.**

**C-10 Number of Pedestrian Fatalities:**

To maintain the number of pedestrian fatalities at 0% percent from the 2012-2016 calendar base year.

**Result: During calendar year 2017, there was (0) pedestrian fatality.**

**C-11 Number of Bicycle Fatalities**

The CNMI's goal is to maintain the number of bicycle fatalities from zero (0) (2012-2016 average) to zero (0) by December 31, 2016.

**Result: During calendar year 2017, there was (0) Bicycle Fatality.**

*Core Behavior Measure:*

**B-1 Seat Belt Use Rate (Observed Seat Belt Use Survey)**

Goal: The CNMI continues to maintain or increase the seat belt use of front seat outboard occupant passenger vehicle percentage point with 2017 calendar base rate at (92.23%) compared to (92.30%) as per Occupant Protection survey in 2016. The child restraint usage rate for 2017 recorded at (64.53%) compared to 2016 at (56.29%) and 2015 base year at (62%).

Results: In 2017, we conducted a child restraint usage survey with the outcome of (64.53%). In 2017, Occupant Protection seat belt survey was also conducted with the outcome of (92.23%), in comparison with 2016 average of (92.30%), a decreased of about 1%.

## Core Activity Measures

---

### A-1 Seat Belt Citation Issued During Mobilization/Enforcement

	<u>2013</u>	<u>2014</u>	<u>2015</u>	<u>2016</u>	<u>2017</u>
Occupant Protection:	370	73	51	133	943
Child Restraint:	12	6	2	8	55

### A-2 Impaired Driving Arrests made during Crackdown/Enforcement.

	<u>2013</u>	<u>2014</u>	<u>2015</u>	<u>2016</u>	<u>2017</u>
DWI Arrests:	2	6	0	0	284

### A-3 Speeding/Reckless Driving Citations Issued during Enforcement.

	<u>2013</u>	<u>2014</u>	<u>2015</u>	<u>2016</u>	<u>2017</u>
Speeding:	56	655	791	428	807
Reckless Driving:	6	n/a	131	1	0

## 2017 Enforcement Mobilizations & Crackdowns

---

### Click It or Ticket National Enforcement Mobilization (2017):

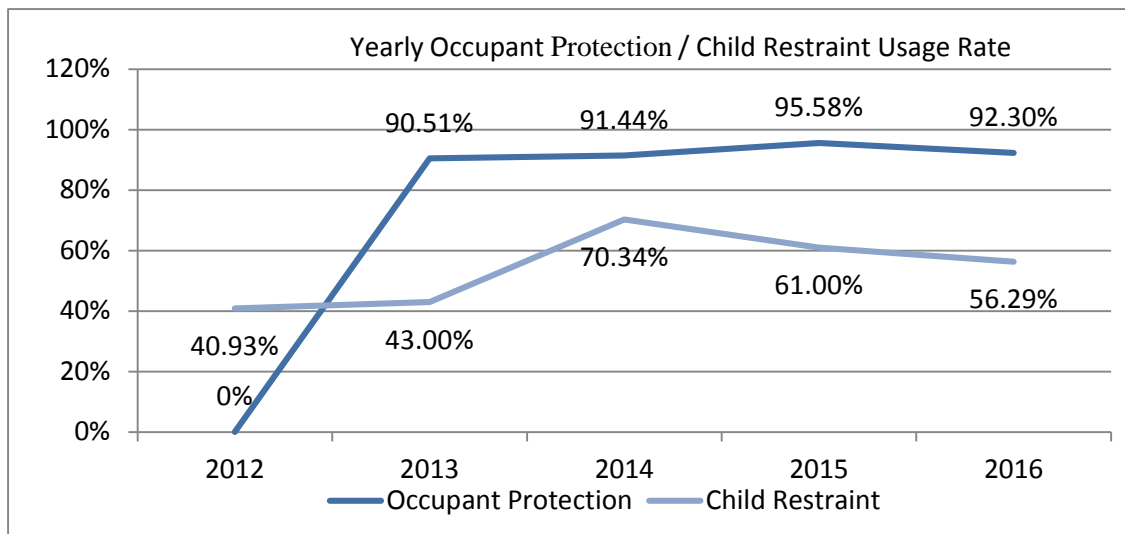
During the Click It or Ticket Mobilization, the CNMI Highway Patrol enforcement personnel from Saipan, Tinian and Rota issued various traffic citations on seat belt violations and other traffic violations, conducted school presentation at various school and visited multiple public events and establishment as part of the CNMI outreach program. The CNMI conduct enforcement activities on OP/CR Checkpoint, Selective Traffic Law Enforcement and public education at the elementary level, integrated a community outreach where we were able to build a positive relationship with the public. Again, the media activity provided the most public information and education through local newspapers, magazines, radio and television station.



2017 Child Passenger Safety Week Proclamation Signing  
 With Governor Ralph Torres, Lt Governor Victor Hocog and  
 Acting DPS Commissioner Juana Leon Guerrero



Highway Patrol Commander, Capt. Anthony Macaranas brief the participants about Child Passenger Week activities.



2017 Child Passenger Safety Week  
(National Seat Check Saturday,  
September 23, 2017)



Con't National Seat Check Saturday, September 23, 2017



QP/CR Program Coordinator, Conrad Castro during Seat Check Saturday event.



Group photo, DPS Highway Patrol Officer's, Department of Fire and Emergency Medical Services, Friends of the Library and Commonwealth Health Center Corporation (Maternal/Child Health Care Program).

**May 15 through June 4, 2017, Click It or Ticket Mobilization:**

During the Click It or Ticket Mobilization, the CNMI Highway Patrol enforcement personnel from Saipan, Tinian and Rota issued various traffic citations on seat belt violations and other traffic violations, conduct school presentation at various school and visited multiple public events and establishment as part of the CNMI outreach program.

**July 4, Fourth of July 2017 “Impaired Driving”: Buzzed Driving**

During the 2017 Fourth of July Impaired Driving Crackdown/campaign, we continue to work with the media to provide the most effective way of informing the public through local newspapers, magazines, radio and television stations about “*Drive Sober or Get Pulled Over*” campaign and the importance of not drinking and driving message.

**National Impaired Driving Crackdown “Labor Day Weekend”:**

August 16 to September 4, 2017, is the Impaired Driving Crackdown “Labor Day Weekend”, the media continues to be an effective tool in informing and educating the public on Impaired Driving Awareness (Driver Sober or Get Pulled Over “National Enforcement”) as this was the only means of reaching the community.

**September 17-23, 2017 Child Passenger Safety Week and  
(National Seat Check Saturday, September 23, 2017):**

During Child Passenger Safety Awareness Week and throughout the year, we continue to educate parents on child passenger safety. The CNMI DPS Highway Patrol Enforcement personnel from Saipan, Tinian and Rota issued various child restraint violations, visited multiple public events and establishment to conduct presentation and public outreach on different child restraint or car seats.

**October 15-21, 2017, National School Bus Safety Week:**

The Department of Public Safety, Highway Safety Office and Highway Patrol on Saipan, Tinian and Rota is ready to assist with the requested of Public School System (PSS) and Private School on “School Bus Safety Tips presentation. The DPS Highway Patrol continued their daily operation by monitoring School Buses routing, at Bus Shelter/Stops during morning rush and after school hours.

**On Saturday, October 7, 2017,** the Highway Safety Office staffs, Highway Patrol and Department of Fire Emergency Medical Services (DFEMS) will be conducting Child Restraint and seat belts display and presentation at the Multi-Purpose Center from 9:00a.m. to 4:00p.m. This is an annual event sponsored by Marianas Pacific Distributor (MARPAK) “2017 Healthy Mother and Babies Fair”.

**October 31, 2017, Halloween:**

The Department of Public Safety will have Halloween display at the Susupe DPS Central Offices and will be inviting the general public and students as well to show case the DPS Staff and Officer’s Halloween Costume.

Also, before and during the Halloween on October 31, 2017, if funding permits or available we will be airing on both Radio Station's (am/fm) "Impaired Driving" public service announcement (psa) and t.v. commercial "Buzzed Driving is Drunk Driving".

**November 24, 2017, Thanksgiving Holiday Travel:**

The DPS Highway Patrol enforcement personnel and Highway Safety Office work with the media to provide the most effective way of informing the public through local newspapers, magazines, radio and television stations about the important message buckling up on every trip every time "Click It or Ticket".

**November 24 – December 12, 2017, Pre Holiday Season:**

**December 13 – January 2, 2018: December 2017 Drunk, Drugged, Distracted and Drowsy Driving (4D's): "Driver Sober or Get Pulled Over" and "Buzzed Driving is Drunk Driving"**

The Commonwealth of the Northern Mariana Islands, Department of Public Safety conducted its annual educational awareness campaign activities which kicked off with a proclamation signing on November 22, 2017. This current year, the DPS Saipan had kicked off the "4D"-Drunk, Drugged, Distracted or Drowsy driving prevention campaign on November 22, 2017 to fight and keep "4D" drivers off the highways and roadways. This campaign brings partnership between our DPS with private sectors who donates rent a car, monetary, food, drinks, phone lines and etc. and the community members who volunteers their time on the weekends and holidays to safety transports impaired drivers from any destination to their residence.

DPS Saipan heads the "Designated Driver" program which provides free transportation to the occupants and/or their vehicles from any location to their residence. This program transports impaired drivers home safely from any destination to keep them off the highways and safe. Other activities than Designated Driver program includes educational school presentations to high schools and college to target young drivers, zero tolerance checkpoint and HVE enforcement activities and public education outreach through paid media advertisements. Since the suspension of promotional items related to each programs, the authorities have stepped up with other avenue to promote traffic safety to the community.

Under the "4D" program, Sobriety Checkpoints and Saturation patrols will be conducted as part of enforcement plan to step up deter, detect and apprehend effort with respect to impaired drivers and other aggressive drivers.

*2017 November/December Pre-Holiday Season & Holiday Season*



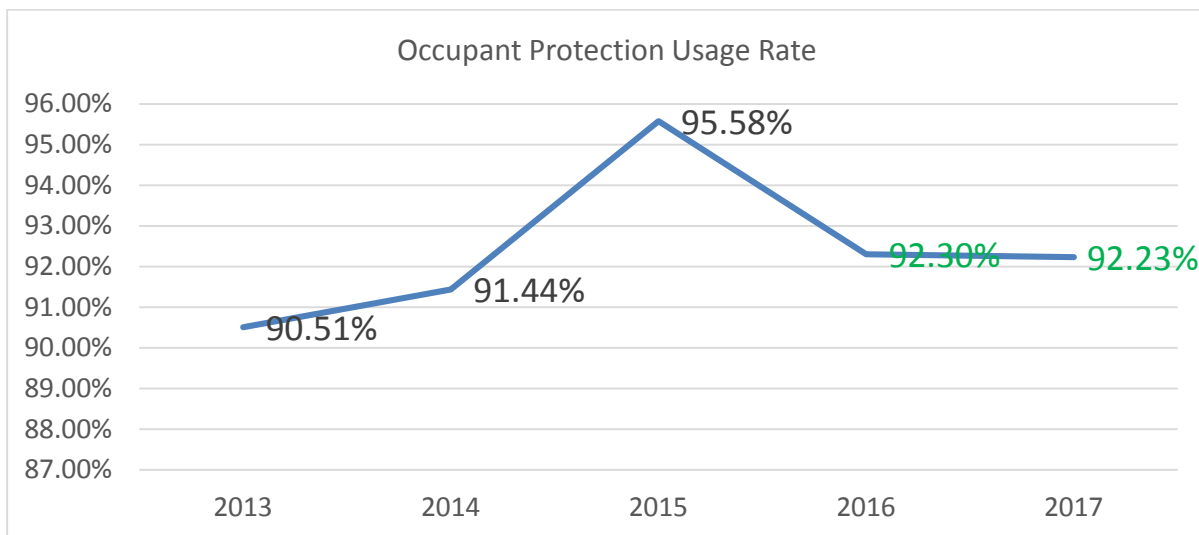
***Island of Saipan Report...***

Saipan Island consists of approximately 44.55 square miles and the economy is mainly based on tourism industry. US Department of Commerce-Census Bureau recorded CNMI's population of fifty-three thousand eight hundred eighty-three (53,883) in year 2010 and the capitol island of Saipan's population of forty-eight thousand two hundred twenty-two (48,222). Since year 2010, CNMI's economy has been rapidly growing due to increasing number of tourist arrival from China, Korea, Japan and Russia. Furthermore in year 2016, the island of Saipan have seen rapid economy growth due to the starting of casino industry and construction of multibillion dollars casino hotel. Due to the said reasons, the growth of population and traffic have been significantly on the rise.

CNMI Department of Public Safety (DPS) consists of Police Division, Criminal Investigation Bureau, Administrative Services and Bureau of Motor Vehicle. Commissioner of DPS oversees the general functions of DPS while the Chief of Police oversees the functions of Police Division. The Police Division consists of Patrol Section (Village Patrol), Highway Patrol Section (Highway Patrol), MCSAP (Commercial Vehicle Enforcement), Boating Safety Section (Marine Patrol) and COPS/SRO (Community Oriental Policing Section and School Resource Officers).

**Occupant Protection/Child Restraint**

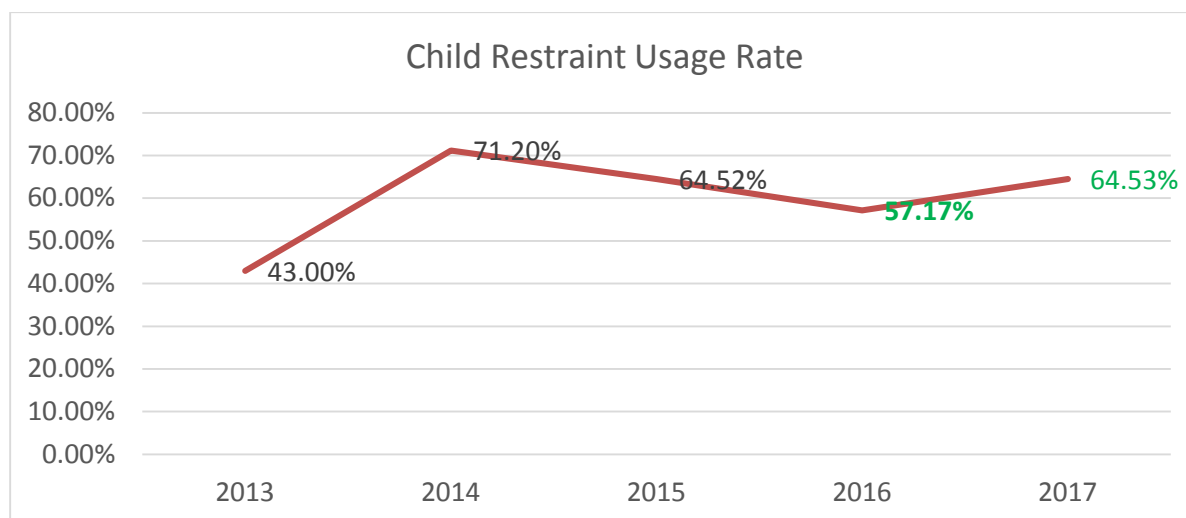
Department of Public Safety-Saipan has been conducting Occupant Protection restraint usage survey annually to see the results of the program's outcome. Based on Occupant Protection usage survey conducted on June 2017, Island of Saipan recorded driver and passenger restraint usage rate of 92.23%, which is 0.07% decrease from previous year 2016. The CNMI's current 2017 seat belt usage rate of 92.23% continues to exceed the national average as a result of the vigilance, public awareness, public education and enforcement by the Department of Public Safety-Saipan.





Through the annual Child Restraint usage survey conducted on the month of November 2017, DPS-Saipan have recorded Child Restraint usage rate at 64.53%. Current year 2017's Child Restraint usage rate had increased to 64.57% compared to last year 2016's 57.17%. For year 2017, we have not 2017 Highway Safety Project Agreement's Goals and Objectives of:

1. To decrease unrestrained passenger vehicle occupant fatalities 50% from 1 in Fiscal Year 2014 to 0 by September 30, 2017.
2. To decrease unrestrained passenger vehicle occupant injuries 10% from 99 in Fiscal Year 2015 to 90 by September 30, 2017.
3. To increase the number of child restraint usage 5% from 64.52% during Fiscal Year 2015 to 67.74% by September 30, 2017.
4. To increase the number of seatbelt usage 5% from 95.28% during Fiscal Year 2014 to 100% by September 30, 2017.



While conducting Child Restraint usage surveys at various head starts and day cares around the island, we continue to observe many noncompliant motorists who have their child restraints in their vehicle but they do not take their time to properly restrain their child. If the child is not properly restrained, the surveyors consider that as no usage.

We believe that the main problem to usage drop is due to lack of enforcements. DPS Highway Patrol Section currently have (08) sworn law enforcement personnel and only (04) are assigned to conduct enforcement activities while the other (04) are performing management and investigation duties. (04) enforcement personnel work around the clock, 7 days a week and 365 days a year. Other (04) management and investigation personnel assists with enforcement with multitasking due to shortage of manpower in the department. We currently in need of more manpower to accommodate rapid growth of population and economy.

We also came up with variety enforcement activities such as "Covert" traffic law enforcement which is very effective enforcement tool other than High Visibility Enforcement and Checkpoints. People currently tend to obey law only when they see a marked Police vehicle but we observe many traffic law violations in personal vehicle. DPS Saipan took proactive measures by joining the annual national "Click It Or Ticket" and "Child Passenger Safety week" campaigns which has been proven to be an effective measures in strengthening the CNMI's occupant protection and child restraint programs.

DPS Saipan joined the "Click It or Ticket" Mobilization which was conducted from May 15 thru June 4, 2017 and during this mobilization, (356) various traffic citations were issued and in which consisted of (94) occupant restraint violations and (06) Child Restraint violation.

DPS-Saipan further joined the "Child Passenger Safety Week" campaign from September 17 thru 23, 2017 and during this campaign, (135) various traffic citations were issued and in which consisted of (69) occupant restraint violations and (04) child restraint violations.

In 2017, DPS Saipan conducted total of (14) OP/CR Checkpoint enforcements in variety locations of the island where (1,972) vehicles were screened in which (121) occupant restraint violations and (15) child restraint violations were recorded. Additionally, total of (19) Child Restraints were inspected by certified CPS Technicians/Police Officers.

### Child Passenger Safety Awareness Week (September 17 – 23, 2017) Proclamation Signing and Child Passenger Safety Week Activities.



Furthermore in year 2017, as of October 31st, DPS-Saipan conducted total of (22) car seat checkup events/educational presentations at multiple sites and inspected over (57) car seats.

As part of Click It or Ticket mobilization and Child Passenger Safety Week's campaign, DPS Saipan's Highway Patrol section along with Highway Safety Office personnel visited multiple public events and establishments and conducted (08) educational presentations and public outreach. Educational presentations were conducted to the community on retrofitting and properly securing car seats to children, most especially the first time users. Proper car seat installation trainings were conducted with various participating vendors, to ensure that applicants applying for car seats voucher program are given the proper instructions and car seat installation for their children. Educational presentations and Car Seat installations were also conducted on the OP/CR Checkpoint sites to all screened motorists with child restraint(s).

CNMI DPS along with Highway Safety Office continuously educate and remind the general public about the "Click It Or Ticket" and "Four Steps for Kids" campaign via local media outlets for both air and print. Visual messaging systems are also set up with private entities to take up the challenge in delivering our prevention campaign messages.

Through our community outreach, the Highway Safety Office (HSO) through its Car Seat Assistance Program was able to provide assistance towards the purchase of (224) car seats to different households in the CNMI from January 1 thru October 31, 2017. As a result of this program, young children in the CNMI are much safer when traveling on the highways and roadways.

In addition, CNMI DPS certified additional (39) Car seat Technicians, (02) additional Car Seat Technician Instructor candidates which brings the total number to: (71) Car Seat Technicians, (04) Car Seat Instructors and (02) Car Seat Instructor candidates.

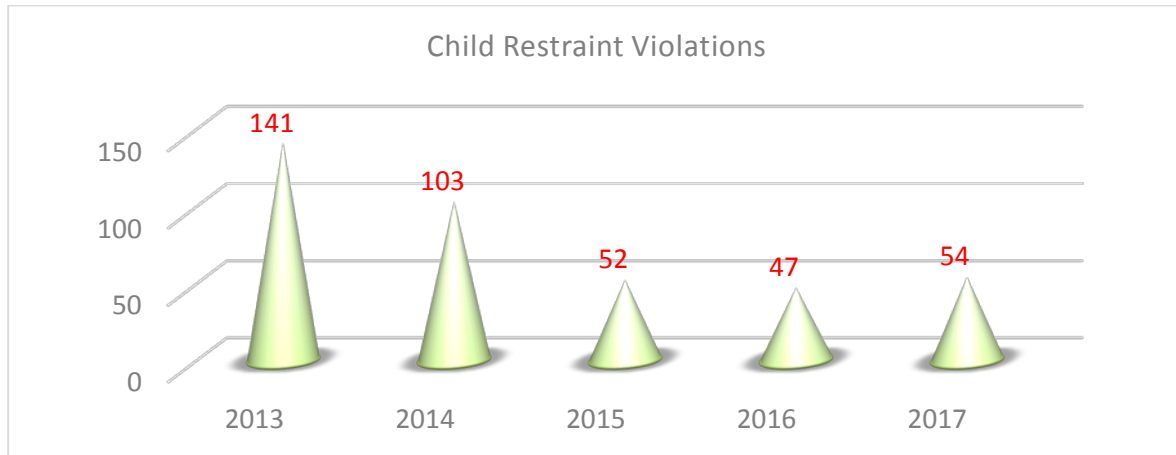
## 2017 Community Outreach Awareness Activities:

Click It or Ticket Mobilization, Child Passenger Safety Awareness Week, Annual Safe Boating Safety Week, Annual Head Start Awareness Carnival, Commonwealth Health Center Corporation (CHCC) Maternal/Child Health Care Program Children's Christmas, Healthy Mothers/Healthy Children Annual Fair and Child Restraint Vendor's Training.



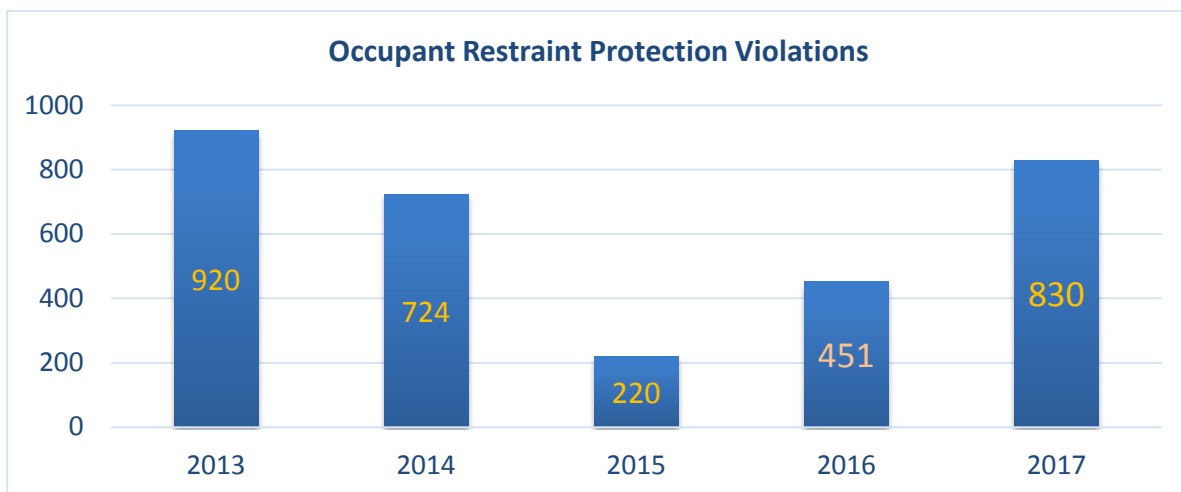
Through our efforts, authorities were able to achieve and accomplish the following for its occupant protection and child restraint program for calendar year 2017 (January 1 thru October 31, 2017):

1. Highway Patrol Section issued 830 safety belt citations and 54 for child restraint violations.
2. Traffic Section conducted 14 OP/CR Check points in 2017.
3. Traffic Section conducted 22 OP/CR Check up events in 2017.
4. Traffic Section conducted 08 OP/CR Presentations at various locations.



For child restraint violation, DPS-Saipan recorded (141) in calendar year 2013 to (54) in 2017, as of October 31, 2017. The numbers of child restraint traffic citations has drastically decreased compared to five years ago but has been steady for the past three years. We are continuing with our education and enforcement efforts to reduce the number of injuries and death on the highway.

Seat belt usage is a primary law in the CNMI, effectuating traffic stops to motorists found to be in violation are subjected to penalties and fines. We see fluctuation in the number of occupant restraint protection violations compared to previous years.



### Police Traffic Services (PTS)

The goals of DPS Saipan Police Traffic Services are taking proactive measures with highway and roadway safety to reduce the numbers of traffic crashes. Police Traffic Services includes safe driving educations and traffic law enforcement activities. And to improve the efficiencies with providing safe driving educations, traffic crash investigations, as well as traffic law enforcements on our highways and roadways, DPS Saipan continuously obtain professional trainings and equipment designed to enhance and accomplish specified PTS tasks.

One of the major problem we currently encounter is the newly hired Police Officers investigates and furnishes inaccurate traffic crash reports which causes inaccurate statistics. Therefore, in July 2017, DPS Highway Safety Office provided "At Scene Traffic Crash Investigation" course by IPTM to (29) newly hired Police Officers.

2017, DPS Saipan provided "Standardized Field Sobriety Test" training to (29) newly hired Police Officers.

2017, DPS Highway Safety Office provided "Advance Roadside Impairment Detection Enforcement" course by IPTM to (29) newly hired police officers.

In year 2017, (10) newly acquired radar, speed detecting equipment was installed in (09) Highway Patrol's marked vehicles.

2017, DPS Saipan provided "LTI 20-20" speed detecting equipment certification to (09) newly hired police officers.

2017, DPS Saipan provided "Intoximeter EC/IR II" instrument operator certification to (04) newly hired police officers.

2017, DPS Saipan Sent (01) Highway Patrol personnel to Live Savers conference in North Carolina.

2017, DPS Saipan Sent (01) Highway Patrol Personnel to Kids In Motion conference in Colorado.

2017, DPS Saipan Sent (01) Highway Patrol Personnel to Motorcycle Safety Symposium at Vermont.

PTS continues to focus its efforts in speed control with random laser enforcement at strategic and high volume locations. Drag or Street racing on highways continues to be monitored by PTS personnel. Through this coordinated program, authorities have staged enforcement personnel at unannounced locations to tag street racers.

In calendar year 2017 (January 1 thru October 31, 2017), PTS authorities issued total of (768) speeding citations which are usually charged with additional violation(s). PTS also conducted numerous Speed Enforcement mobilizations while out on High Visibility Enforcement on our highways.

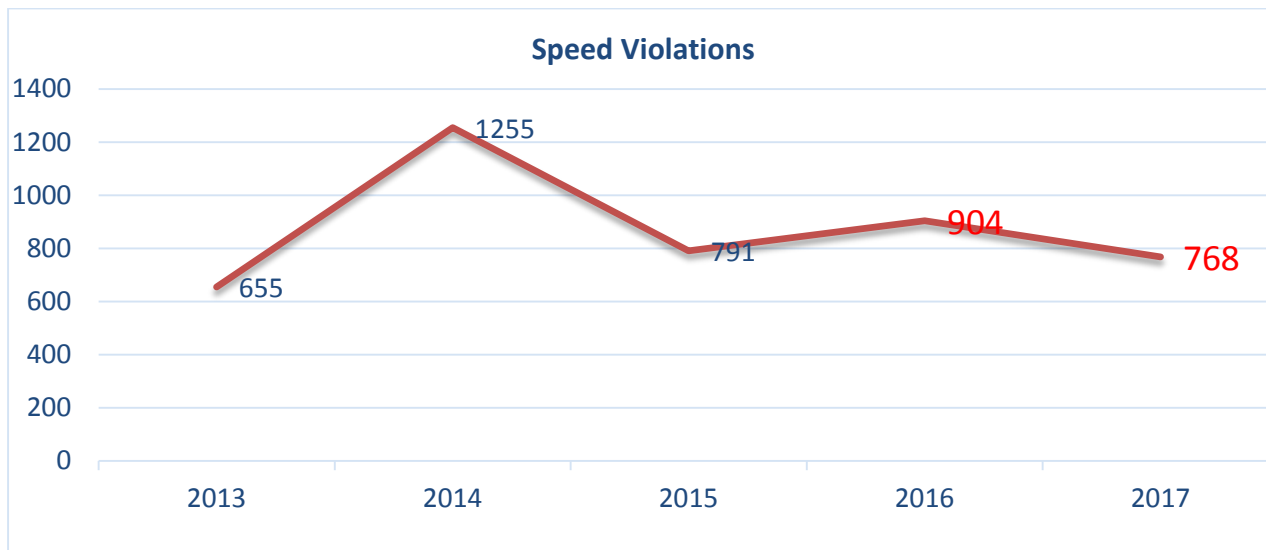
PTS also conducted numerous Speed Enforcement mobilizations while out on High Visibility Enforcement on our highways. However, we have not met the 2017 Highway Safety Project Agreement's Goals and Objectives of:

1. To decrease fatalities in speeding-related crashes 100% from 1 during Fiscal Year 2014 to 0 by September 30, 2017.
2. To decrease injuries in speeding-related crashes 10% from 99 during Fiscal Year 2015 to 90 by September 30, 2017.
3. To increase the number of speeding citations 5% from 791 during Fiscal Year 2015 to 831 by September 30, 2017.
4. To decrease fatalities by 50% from 2 during Fiscal Year 2014 to 1 by September 30, 2017.
5. To decrease traffic injuries by 10% from 99 during Fiscal Year 2015 to 90 by September 30, 2017.

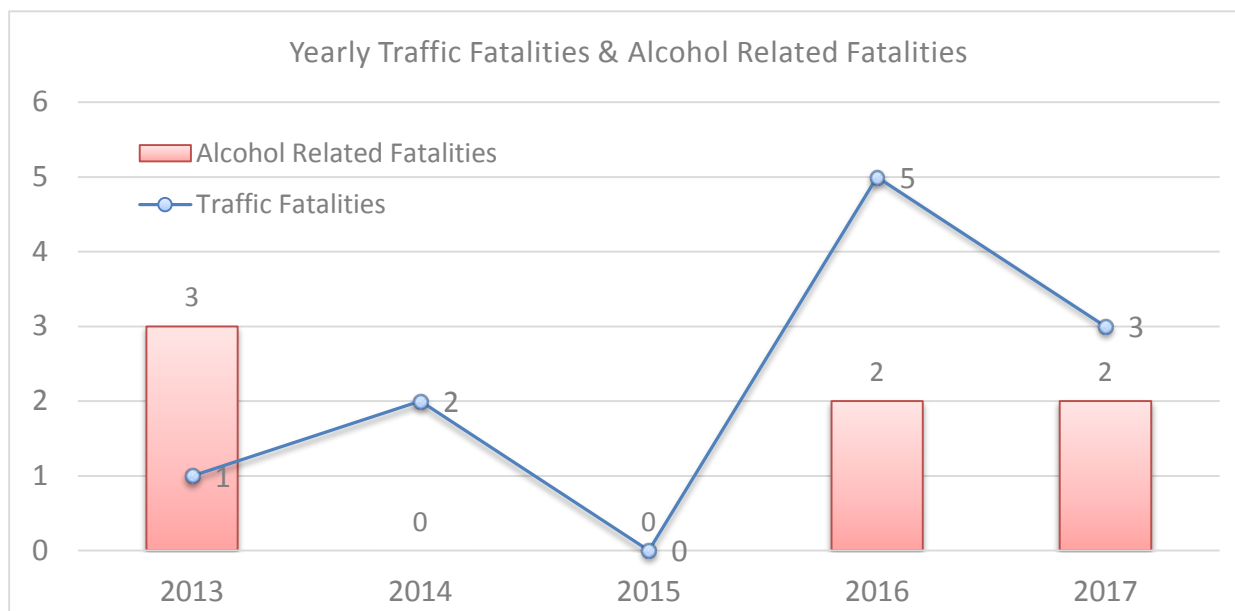
Photo: At Scene Traffic Crash/Traffic Homicide Investigation Training conducted by the Institute of Police Technology and Management (IPTM) University of North Florida Jacksonville, Florida, (July 17 – 28, 2017).



While speed is considered to be one of the main factors of most traffic crashes involving injuries and/or fatal, DPS-Saipan initiated High Visibility Enforcement, which marked Police vehicles are assigned to specific locations, island wide for high visibility traffic enforcement during rush hours with limited number of speed detecting devices such as LTI 20/20. Other than High Visibility Enforcement, we had initiated Low Visibility-Covert Traffic Law Enforcement with unmarked rented vehicles to change and mix the old law enforcement strategies. Due to the economic growth and obvious growth in number of vehicles on our highway, the number of violations will be large.



Reduction of traffic related fatalities crashes on our highways and roadways continues to be a challenge. The DPS-Saipan recorded three (3) Traffic Fatalities in year 2017, as of October 31, 2017, in which one (2) was alcohol and speed related and the other one (1) was drowsy related crash.





Saturation patrols, High Visibility Enforcement programs, Sobriety/OPCR Checkpoints and now Low Visibility/Covert Enforcements conducted had stepped up deterrence effort with respect to Impaired Driving and other aggressive drivers. As noted, these activities are considered as many positive enforcement programs by authorities.

This collaborative effort also involves working with other government agencies, private sectors and the community members to solidify the program exposure and achieving highway safety goals. Through our efforts and with limited available resources and manpower, authorities were able to achieve and accomplish the following for its PTS program for the year 2017 (As of October 31):

1. Provided (204) traffic escorts and directed (29) events requiring directing traffic on the main highways or roadways.
2. Provided needed trainings to newly hired police officers.
3. Increase the traffic law enforcement on the highways.
4. Increase the DUI enforcement and arrests on the highways compared to previous years.



Laser Speed Enforcement & OP/CR Checkpoint

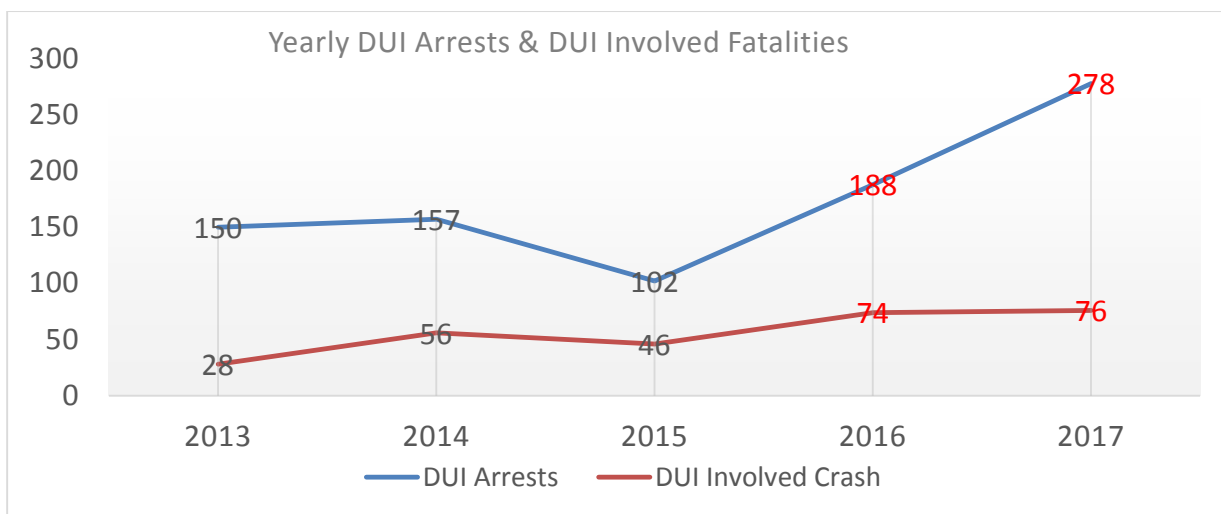


### Alcohol Countermeasure

The Department of Public Safety-Saipan continues to see an impaired driving problem on its highways and roadways. Department of Public Safety-Saipan continues to implement aggressive impaired driving campaigns to deter operators to go behind the wheel when they are impaired. It is, however, noticeable challenge to instill the mentality among these individuals of the consequences when driving impaired. This problematic area is considered a behavioral factor among violators.

To positively influence these behavior patterns, authorities have developed an extensive anti-impaired driving mobilization. These mobilizations are often implemented at high peak periods as well as holidays. Departments are tasked to develop their campaign for both day and night, weekdays and weekends. These mobilizations may include any of the following; highway interdictions, saturation patrols, sobriety checkpoints, and selective traffic law enforcement programs.

The Traffic section conducted (6) Sobriety checkpoints in the calendar year 2017 (as of October 31, 2017) and recorded total of (278) DUI arrests from variety enforcement efforts.



2013-(1,899) Total Traffic/Non-Traffic Crashes and (28) involving alcohol.

2014-(1,081) Total Traffic/Non-Traffic Crashes and (56) involving alcohol.

2015-(1,484) Total Traffic/Non-Traffic Crashes and (46) involving alcohol.

2016-(1,823) Total Traffic/Non-Traffic Crashes and (74) involving alcohol.

2017-(1,931) Total Traffic/Non-Traffic Crashes and (76) involving alcohol.

In addition to local efforts, authorities also participated in the national highway safety campaigns by mirroring mobilization events of NHTSA calendar. One of the biggest events recognized by local authorities is the "Drive Sober or Get Pulled Over" impaired driving prevention campaign.

This current year, the DPS Saipan had kicked off the "4D"-Drunk, Drugged, Distracted or Drowsy driving prevention campaign on November 22, 2017 to fight and keep "4D" drivers off the highways and roadways. This campaign brings partnership between our DPS with private sectors who donates rent a car, monetary, food, drinks, phone lines and etc. and the community members who volunteers their time on the weekends and holidays to safety transports impaired drivers from any destination to their residence. DPS Saipan heads the "Designated Driver" program which provides free transportation to the occupants and/or their vehicles from any location to their residence.

This program transports impaired drivers home safely from any destination to keep them off the highways and safe. Other activities than Designated Driver program includes educational school presentations to high schools and college to target young drivers, zero tolerance checkpoint and HVE enforcement activities and public education outreach through paid media advertisements. Since the suspension of promotional items related to each programs, the authorities have stepped up with other avenue to promote traffic safety to the community. Under the "4D" program, Sobriety Checkpoints and Saturation patrols will be conducted as part of enforcement plan to step up deter, detect and apprehend effort with respect to impaired drivers and other aggressive drivers.



Above photo, 2017 December 4D's Month group photo with Governor Ralph Torres, Lt. Governor Victor Hocog, DPS Commissioner Robert Guerrero and DPS personnel.

Below photo, DPS Commissioner and Department of Public Safety personnel attended Mass with Father Jesse Reyes as part of 2017 December 4D's Month activities.



Although the calendar year 2017 has not ended, authorities were able to achieve and accomplish the following for its alcohol countermeasure program for the year 2017:

1. Conducted (6) sobriety checkpoints during the 2017 National Impaired Driving Crackdown's Labor Day Weekend, Fourth of July Impaired Driving, Driver Sober or Get Pulled Over, and etc.
2. Detected, arrested and removed (278) impaired drivers on the highways.
3. Kicked off the 2017 "4D" national campaign with a catholic mass ceremony (November 21, 2017), followed by creating the "4D" 2018 calendar poster, supported by the CNMI Governor and Lt. Governor and the 2017 "4D" proclamation signing ceremony on November 22, 2017.

DPS Saipan have yet to completely meet the 2017 Highway Safety Project Agreement's Goals and Objectives of:

1. To decrease the number of impaired driving-related crashes 10% from 46 during Fiscal Year 2015 to 42 by September 30, 2017.
2. To decrease fatalities in impaired driving-related crashes 33.33% from 3 in Fiscal Year 2013 to 2 by September 30, 2017.
3. To increase the number of DUI arrests 5% from 102 during Fiscal Year 2015 to 107 by September 30, 2017.
4. To increase the number of DUID arrests 100% from 3 during Fiscal Year 2015 to 6 by September 30, 2017.

However, DPS Saipan have exceeded the one of the five Goals and Objective of:

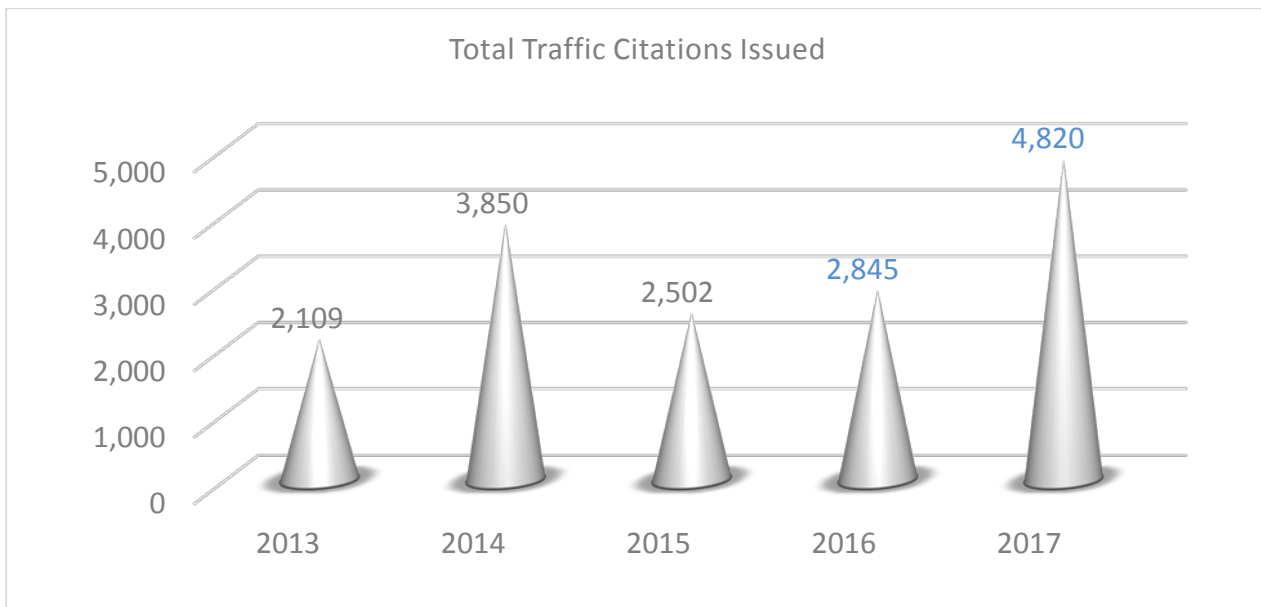
1. To decrease injuries in impaired driving-related crashes 10% from 46 in Fiscal Year 2015 to 41 by September 30, 2017.

### Conclusion

Based on our traffic citation records, Police Traffic Services issued total of (4,820) traffic citations in year 2017 (as of October 31, 2017) to the motorists as compared to (2,845) traffic citations in year 2016. These statistics shows drastic increase in number of increase in traffic due to rapid economic growth and aggressive enforcement activities by the authorities.

These statistics proves that DPS Saipan have yet to meet all Goals and Objectives of 2017 Project Agreement and we must continue to educate and enforce our traffic laws aggressively. We see rapid growth of economy but yet to see increase in the number of traffic law enforcement personnel. The lack of traffic law enforcement personnel is our main challenge and lack of overtime funding has been another issue to law enforcement activities.

With the assistance of U.S. Department of Transportation and National Highway Traffic Safety Administration, CNMI Department of Public Safety will continue to strive to meet the next challenges in traffic safety on our highways and sustain our primary goals of reducing the traffic crashes involving injuries/fatality and keep our highways safe.



### *Island of Tinian Report...*

The Department of Public Safety Tinian Traffic and Patrol Police Officers continued to keep the roads safe for all motorized vehicles and pedestrian safety by educating and boosting the enforcement efforts to prevent serious crash or fatality. Public information and education continued for both public and private school on Tinian, government and private businesses.

The Traffic Section goal for DPS Tinian is to serve the community by enforcing the motor vehicle traffic laws of the Commonwealth of the Northern Marianas islands as well as reducing the number and severity of accidents. The ultimate goal is to foster greater traffic safety for motorist, bicyclist and pedestrians.

#### Annual Progress Report 2017

1. Goal
2. Programs
3. Trainings and Conferences
4. Other Traffic Activities

#### **Click it or Ticket Open House (May 2017)**

FIRE/EMS and the Traffic Section conducted a family fun day for the community at the Tinian Amp theater and we did a display of various kinds of car seats and also conducted Car Seat Courtesy inspection.

-No car seats were inspected

-Click it or Ticket National Enforcement Mobilization (May 2017)

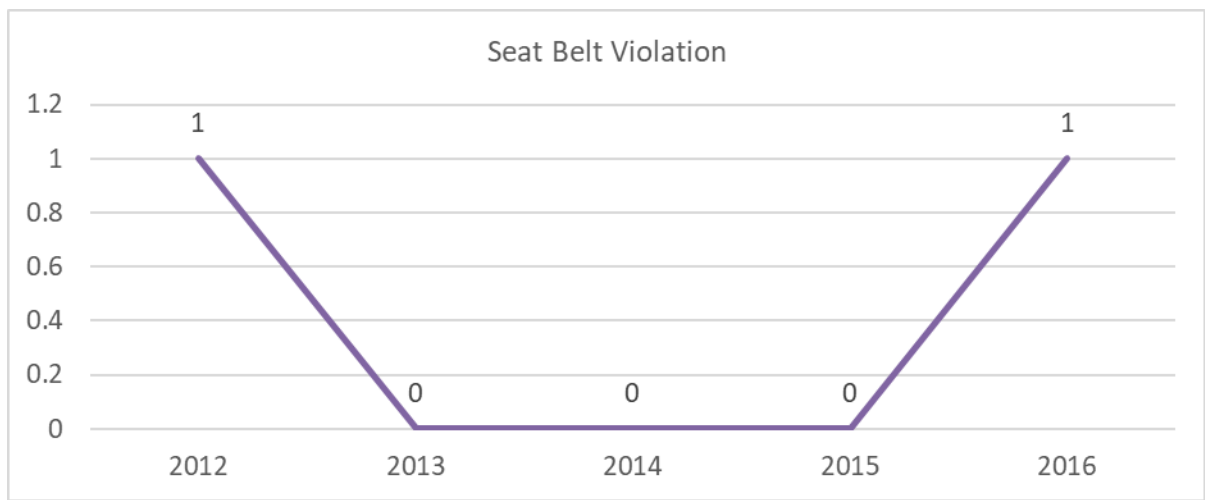
-On Friday May 09, 2017 signing of the proclamation at the DFEMS bay area.



On May 9, 2017, Tinian Mayor Joey Patrick San Nicolas prepare to sign the 2017 Click It or Ticket proclamation.

On May 10, 2017 This section combined with other Law Enforcement held a motorcade around San Jose Village (Click it or Ticket, EMS, EMSC and Law Enforcement month).

On May 23, 2017 this section conducted OP/CR checkpoint 21 (twenty-one) vehicle entered the funnel no one was cited all were compliance. Saturation patrol was conducted 8 (eight) traffic citation were given out.



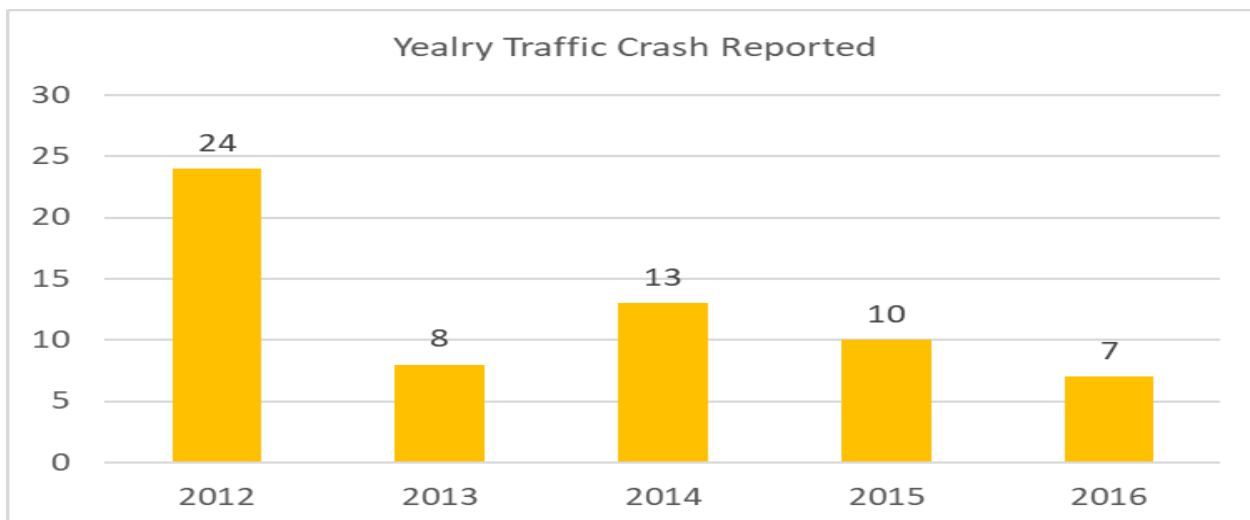
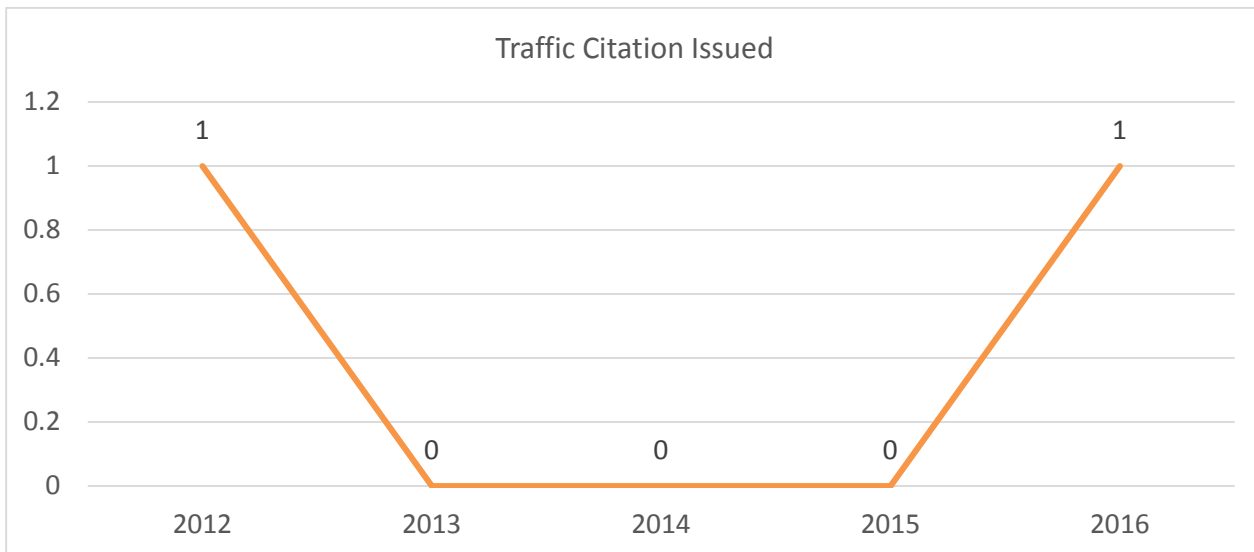
On May 24, 2017 this section conducted OP/CR checkpoint. The first checkpoint hours of 11:00 to 12:15 p.m., 15 (fifteen) vehicles entered the funnel no one was cited all were compliance. One (1) vehicle entered the funnel with a convertible car seat the caregiver wanted the officers to assist her with proper installation (Convertible car seat). The Second checkpoint hours from 4:00 p.m. to 5:15 p.m. was not conducted due to shortage of manpower from the Patrol Section. Saturation patrol was conducted 4 (four) citations were given out.

On May 25, 2017 this section conducted OP/CR checkpoint in the morning. The First checkpoint was conducted by Marpo Valley hours of 7:00 a.m. to 8:15 a.m. 18 (eighteen) vehicle entered the funnel all were compliance. The second checkpoint hour from 11:00 to 12:15 p.m. was not conducted due to shortage of manpower from the patrol section. The Third checkpoint hours from 4:00 p.m. to 5:15 p.m. was not conducted due to shortage of the manpower from the Patrol Section.

Total of 12 (twelve) traffic citations were issued out thru out the mobilization.



On May 28, 2017 this section along with EMS family fun day at the Natibu Park from 9:00 a.m. to 2:00 p.m. also conducted courtesy inspection on the same day.



**Year 2017**

Total citations issued: 115

Seatbelt violations: 44

Car Seat violations: 01

Total traffic crashes: 04

Fatality: 00

DUI Arrests: 00

DUI related fatality: 00

The data collected from January to November 2017

The goal for this Traffic Section is to serve the community by enforcing the motor vehicle traffic laws of the Commonwealth of the Northern Marianas islands as well as reducing the number and severity of accidents. The ultimate goal is to foster greater traffic safety for motorist, bicyclist and pedestrians.

**DPS Tinian Police Officer’s Trainings and Conference:**

Two Police officers (PO3 Shawn Sn. Borja and PO2 Janel B. Aldan) attended the At Scene Traffic Crash/Homicide Investigation training on Saipan from July 17-28, 2017.

Two Police officers (POI Mark Mapeso and Christian Masga) from the traffic Section were sent to Saipan to attend the Child Passenger Safety Technician training.

Sgt. Wally Villagomez attended the Car Seat Technician as assistant Instructor

**Kidz In Motion Training**

Sgt. Wally Villagomez attended the Kidz in Motion conference at Denver Colorado

May 28, 2017 this section sponsored a kids Bike race and a fun run for the youth.



The funds that was given to this section is a good help to the programs this section was able to use some of the funds for checkpoints.

The reason for not using all the funds was this section only had (1) one traffic officer and at the time the department was short in manpower but this section still manages to conduct checkpoints.

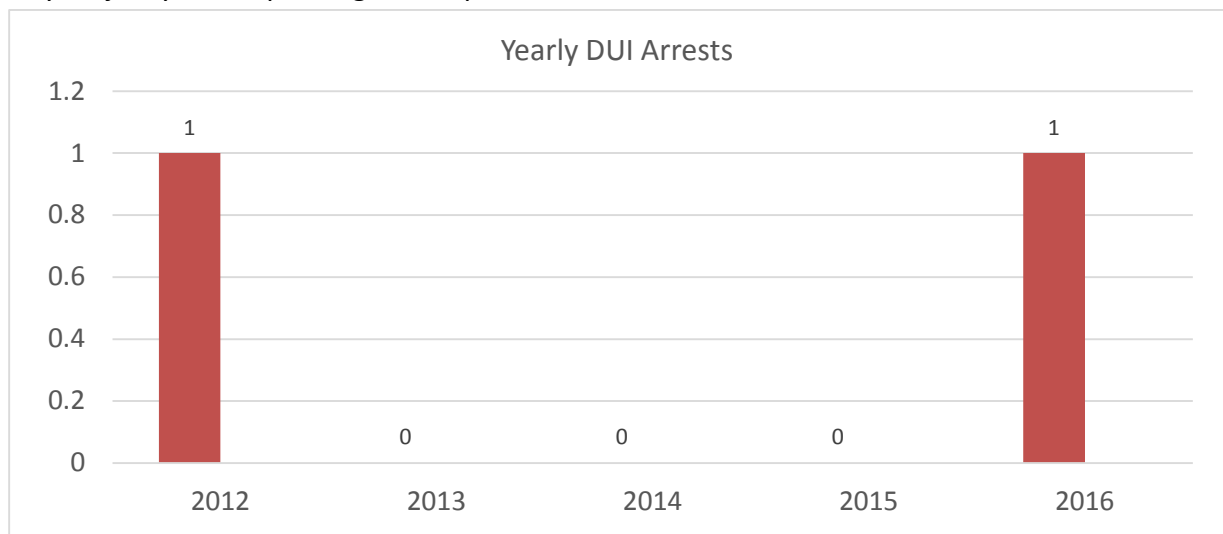
This section has been doing public education for the pass years. On July this section got additional manpower assigned to traffic section with that we will be concentrating on strictly enforcements since that is the problem on our island.

**Fourth of July Impaired Driving (July 4, 2017)**

There were no mobilizations conducted regular duty enforcement was conducted.

Fourteen (14) traffic citations were issued out

This section concentrated on regular enforcement due to that Tinian does not really celebrate 4th of July majority of the public go to Saipan.



**BACK TO SCHOOL (August 2017)**

STLE Enforcement was conducted; however, the Traffic Section combined with Patrol were monitoring the intersections by the schools.

**National Crackdown Labor Day Weekend (August 2017)**

There were no mobilizations conducted and Checkpoints, however regular duty enforcement was conducted.

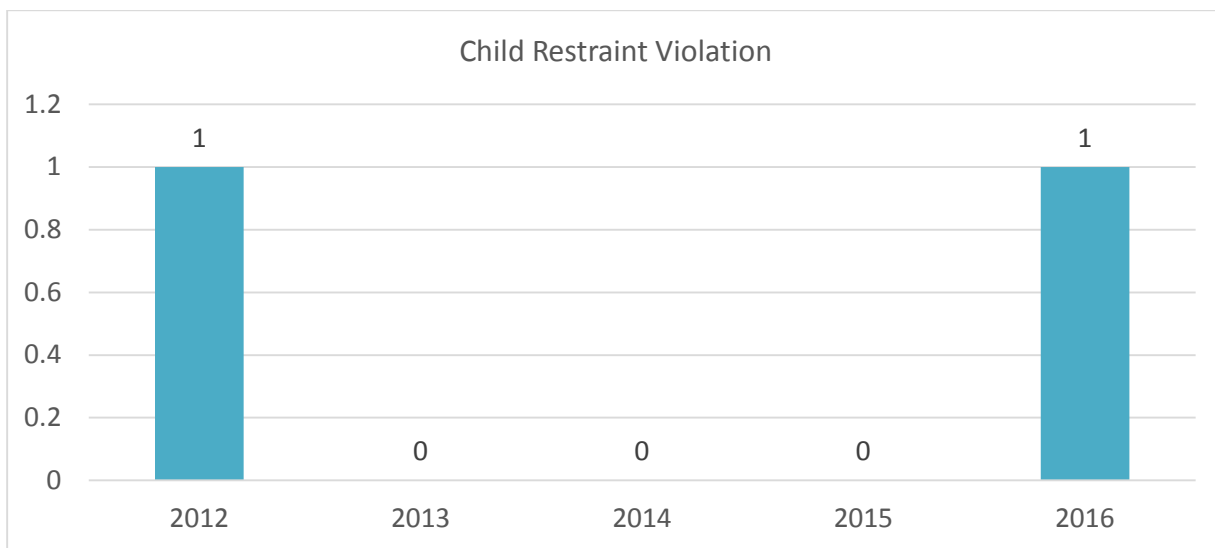
-No citations were issued.

### CHILD PASSENGER SAFETY WEEK (September 2017)

On September 19, 2017 no checkpoint was conducted due to that Lt. Jason Tarkong was working night shift and that he was unable to send the Public Service announcement on time for this day.

On September 20 ,2017 this section conducted presentation at Tinian Ace Hardware on car seats. A total of three (3) staff were attended the presentation.

On September 21, 2017 this section conducted two (2) checkpoints at different locations first location was conducted at by the Tinian Youth Center from 11:00 a.m. to 12:15 p.m. a total of twenty (20) cars entered the funnel one (1) citation issued.



Violation: 9CMC 2209 Expired Driver's license

On September 21, 2017 this section conducted two (2) checkpoints at different locations second location was conducted at by the Baseball field from 4:00 p.m. to 5:15 p.m. a total of nineteen (19) cars entered the funnel four (4) citation issued.

Violation: 9CMC 4108-Seatbelt (1)  
9CMC 2107 Expired Registration (3)

On September 22, 2017 this section conducted three (3) checkpoints at different locations first location was conducted at by Marpo Valley by Hofschneider warehouse from 6:00 a.m. to 7:15 a.m. a total of thirteen (13) cars entered the funnel one (1) citation issued.

Violation: 9CMC 4108-Seatbelt

On September 22, 2017 this section conducted three (3) checkpoints at different locations second location was conducted at by the Tinian Youth Center from 11:00 a.m. to 12:15 p.m. a total of nine (9) cars entered the funnel. No citations were issued due to compliance

On September 22, 2017 this section conducted three (3) checkpoints at different locations third location was conducted at by the Tinian Center from 4:00 p.m. to 4:20 p.m. only due the checkpoint was terminated due to the rain.

On September 23, 2017 this section conducted courtesy car seat inspection at Tinian Ace Hardware from 9:00 a.m. to 2:00 p.m. a total of six (6) vouchers were given out that day and eight (8) cars were inspected.

As for funding there is no issues the funding that was given to this section is a good help for the program.

Late part of July this section got additional (2) two manpower assigned to this section. This section managed to conduct checkpoints in which we requested.

This section has increase the number of traffic citations since it got additional manpower.

**HALLOWEEN (BUZZED DRIVING OR DRUNK DRIVING):**

There were no mobilizations, however regular enforcement was conducted.

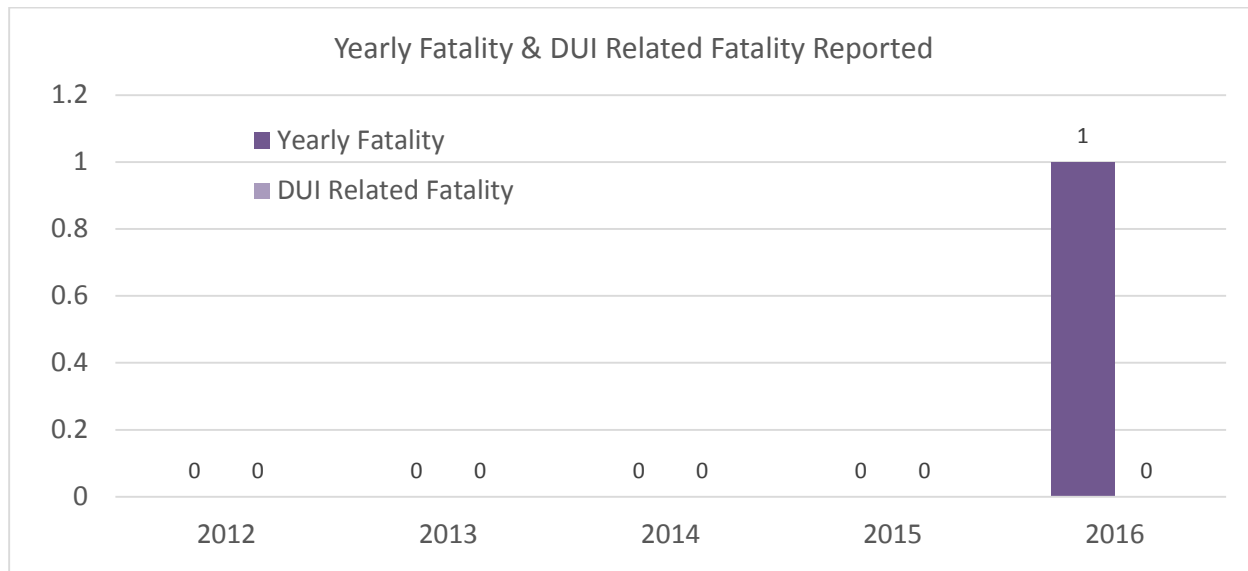
There were no citations issued on this day.

This section assisted at the Halloween parade and mini carnival at the Tinian High School.



There are no issues in regards to funding the funds that was given to this section is a big help for the program. The program was partially implemented due to that this section was conducting STLE enforcement and no checkpoint was conducted. The DUI trailer is inoperable at this time due to due it is depleted from our weather.

Plan for Holiday Season (Impaired driving “Drive Sober or Get Pulled Over”) (December 1, 2017-January 1, 2018)



During 2017 December 4D Month DPS Tinian Checkpoints will be conducted

This section will merge with Tinian Mayor’s office in the Christmas tree competition and Christmas parade

- Christmas parade
- Sobriety Checkpoints and STLE Enforcements

This section will concentrate on checkpoints and STLE Enforcements to continue the decrease in number of DUI arrest and traffic accidents thru out the mobilization. Funding issues there is no problem with funding this section needs to use the funding on this upcoming mobilization.

This section has participated in numerous work related and community related activities such as the Annual San Jose Fiesta and Pika Festival, the BAT Bike Race, Elementary Halloween Parades, and the Turquoise Blue Triathlon.

This section has also assisted in Funeral Escorts, Parades, Motor Cades and Military Convoys.

This section currently only has one (1) traffic vehicle that are currently up and running and (2) two new Police Officers assigned to this section a total of (3) traffic officers on Tinian.

This section needs (2) two traffic vehicles for DUI Enforcement and STLE enforcement to full fill the needs and obligations for this section.

This section is still waiting on the approval from the procurement and supply in regards the items that were surveyed that belongs to Traffic Section. It has been six months since they surveyed the times (Electronics and vehicles). For additional information you can email me at [wwillagomez@dps.gov.mp](mailto:wwillagomez@dps.gov.mp).

## *Island of Rota Report...*

### **TRAFFIC SECTION OVERVIEW:**

For the majority of the year the Highway Patrol Section has been manned by 3 sworn personnel to include the Highway Patrol Section Commander. These three personnel split responsibilities within the section in order to ensure that all programs are accomplished in the most effective and efficient manner. In October 2017 we were fortunate to add in an additional personnel to the section. We are currently staffed by one Lieutenant which oversees the entire section; one Police Officer 3 who is in charge of the OP/CR program; one Police Officer 2 who is in charge of the Alcohol and Other Drug Countermeasures, and one Police Officer 1 who is currently assigned to monitor the Pedestrian program and assist in Police Traffic Services.

The section has been operating with two police vehicles for the year. These are a 2014 Ford Explorer bearing government license plate# 42-10 and a 2016 Toyota Tundra bearing government license plate# 44-31. Additionally, the section also has two Kawasaki Vulcan 900cc motorcycles in our inventory. The 2008 Ford Explorer bearing government license plate# 38-70 has been surveyed out of the inventory due to severe malfunctions with the transmission and other areas of the engine. The section also has a checkpoint trailer in its inventory which was procured with OP/CR funding. In order to accomplish its goals and objectives the section also utilizes officers from the Patrol, Criminal Investigation, and Boating Safety Sections for enforcement operations such as checkpoints and HVE's.

### **OCCUPANT PROTECTION/CHILD RESTRAINT:**

In March 2017 the Highway Patrol Section conducted a seatbelt usage rate survey on the island. These surveys were conducted along the main highways and within the rural areas. We also conducted a survey on the usage of child restraints in September 2016. The surveys revealed that the island of Rota had an average usage rate of 91.8% for drivers, 72.55% for passengers, and 72.4% for child restraints.

The Highway Patrol Section, in collaboration with the other sections within the department as well as local civic groups continue to strive for greater awareness and compliance in regards to seatbelt and child restraint laws of the commonwealth.

The annual campaigns of the Click It or Ticket Mobilization, Buckle Up CNMI, and the Four Steps for Kids program, have proven to be an effective medium in strengthening Rota's Occupant Protection/child Restraint program. Through these programs officers conduct high volume traffic stops as well as an increase in public education and awareness activities. The acquisition of funds and equipment has contributed greatly to the success of the program. It enabled our officers to conduct more enforcement and education activities to meet our goals and objectives. However, due to budget cuts and vendor issues we were unable to procure certain items in our highway safety plan.



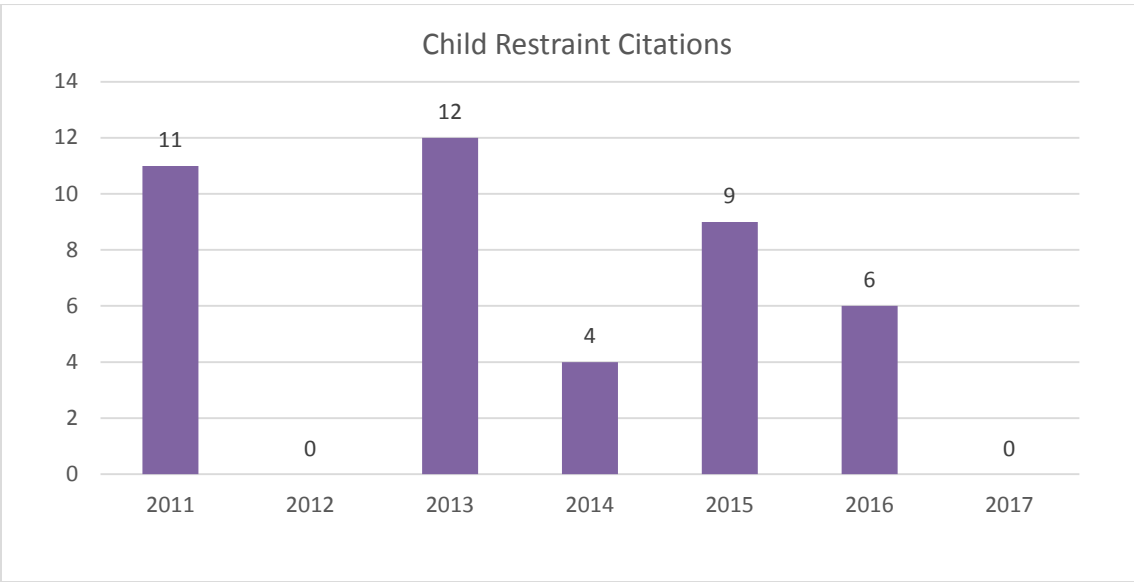
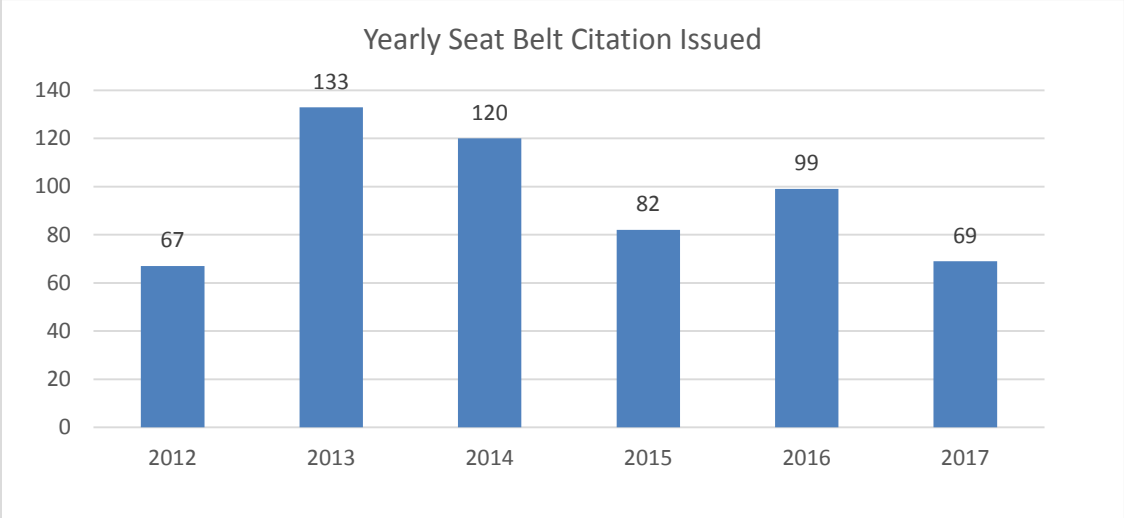
To help spread important and vital information the Highway Patrol Sections has worked with local media outlets for air and print media. It has also maintained a website under social networking sites such as Facebook and Instagram to target the younger, technologically advanced demographic. A vast majority of the occupant protection program focused mainly on community outreach and education.

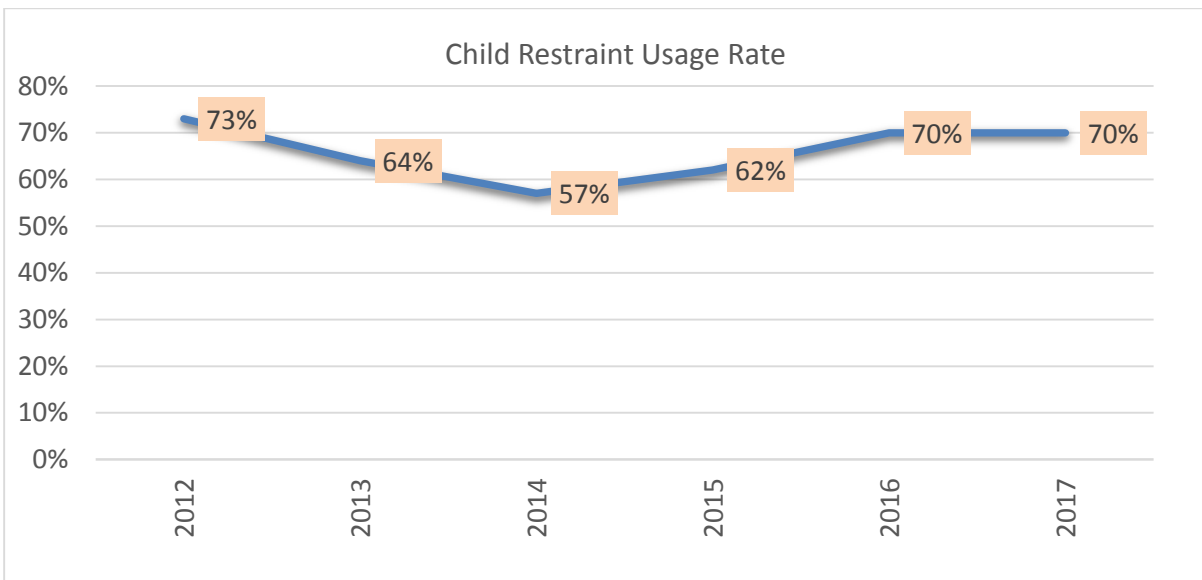
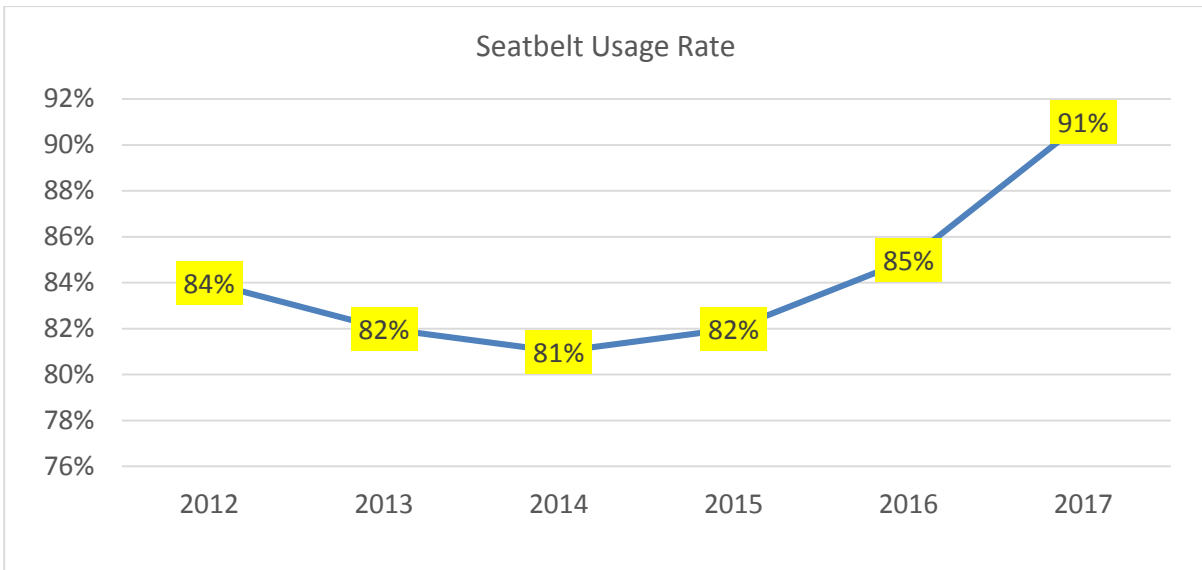
This consisted of publication of banners, hand-outs, pamphlets and promotional items. Through our efforts we were able to achieve and accomplish the following for Occupant Protection and Child Restraint program for the year 2017:

1. Issued 69 citations for Safety Belt violations
2. Conducted 18 OP/CR Checkpoints
3. Conducted 9 OP/CR Presentations/Educational Contacts
4. Sent 2 personnel to become Child Passenger Safety Technicians
5. 7 personnel to recertify as Child Passenger Safety Technicians
6. Sent 1 personnel to attend Kidz in Motion Conference
7. Mayor Efraim Atalig signed CIOT proclamation

**2017 Highway Safety Plan Projects, Goals and Objectives:  
(Occupant Protection/Child Restraint)**

1. Maintained unrestrained passenger vehicle occupant fatalities at 0
2. Decreased unrestrained passenger vehicle occupant fatalities to 0
3. We were unable to raise the seatbelt citations 10% due to mechanical problems with our police vehicles
4. We were able to conduct a total of 7 educational contacts at schools during the school year. This was in accordance and availability in their schedule.
5. We conducted 2 more educational contacts during the summer at youth summer camps on the island
6. We were unable to conduct saturation patrols in October 2016 due to no overtime funds
7. Due to no funding availability for overtime we were unable to conduct saturation patrols as part of back to school safety week.
8. We conducted 12 checkpoints out of an anticipated 25 due to a lack of funding
9. We were unable to conduct the 10 saturation patrols in May due to lack of funding
10. In September we conducted 6 out of an anticipated 20 checkpoints due to a lack of funding
11. In September we were unable to conduct saturation patrols due to a lack of funding
12. The two CPST Instructors were able to conduct 2 CSPT classes
13. We were unable to procure an outdoor storage unit as there were no vendors available to supply it
14. We were unable to procure tents due to no vendor was able to provide the item





**TRAFFIC CRASHES/FATALITIES:**

Traffic crashes continue to occur despite the island’s small size. However, it should be worth noting that most of the traffic crashes that occur are single-car crashes. Our statistics and surveys show that most of the traffic crashes generally occur in problem areas. These areas are problematic due to roadway design and engineering. Additionally, the roadway is in desperate need of re-surfacing. Numerous surveys have been conducted throughout the years to address these locations but they have fallen on deaf ears due to financial constraints on the Department of Public Works who handle roadway repair.

In 2017, the Traffic Section responded to twenty-nine (29) traffic crashes thus far. Of the 29 total crashes 25 of them were single-car collisions with objects or non-traffic crashes that occur in parking lots. The remaining four crashes were Auto-Auto crashes which occurred in rural locations due to driver error.

**POLICE TRAFFIC SERVICES:**

The goal of the Highway Patrol Section’s Police Traffic Services program is to improve efficiency in the investigations of fatal or near-fatal crashes as well as enforce traffic laws on our highways and roadways by way of professional training and equipment acquisition designed to enhance and accomplish specified PTS tasks. With assistance from the Highway Safety Office, the Traffic Section has continued its efforts in achieving national goals by reinforcing its programs. The Highway Patrol Section has conducted checkpoints, saturation patrols, drunk driving prevention, speed management and other mobilizations in the community.

We have continued to focus a lot of our efforts in speed management with random laser speed enforcement at strategic and high volume areas. Speed enforcement has also been focused in school and rural areas frequented by children and adolescents.

Budget cuts have affected the section’s ability to purchase much needed equipment to aid in its Police Traffic Services program. However, the funds that we were given went a long way in enabling the section to accomplish its goals. We were able to fund enforcement operations and purchase some needed equipment. Through our efforts we were able to accomplish the following for Police Traffic Services in 2017:

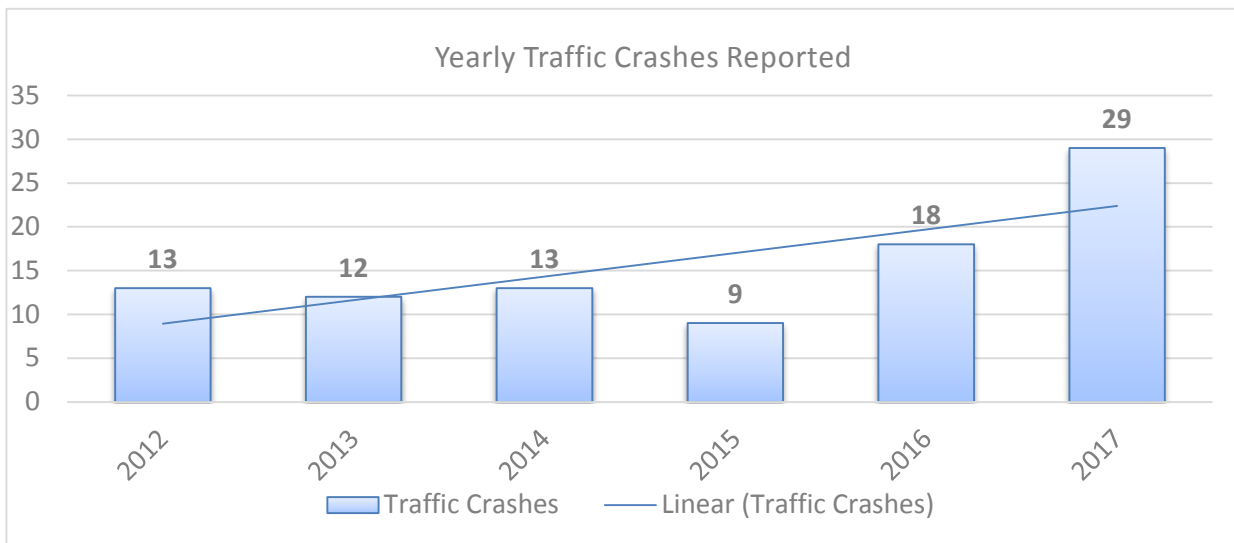
1. Maintain Traffic Fatalities at Zero
2. Maintain the number of traffic crashes with serious injuries at Zero for the year
3. Send 3 Officers to attend At-Scene Traffic Crash/Homicide Investigation Training
4. Acquired one desktop computer

**2017 Highway Safety Plan Projects, Goals and Objectives:**

**Police Traffic Services and Speed**

1. Maintained fatalities in speeding-related crashes at 0
2. Decreased injuries in speeding-related crashes to 1
3. Increased the number of speeding citation by more than 20% to 39 from 28
4. Maintained traffic fatalities at 0
5. Due to manpower issues we were unable to conduct speed enforcement 20 hours per month
6. In October we were unable to conduct saturation patrols due to funding availability
7. In November we were unable to conduct saturation patrols due to funding availability

8. We conducted several educational contacts throughout the year focused on speed, traffic crashes and pedestrian safety
9. In May we conducted 4 saturation patrols and speed enforcement activities
10. We were unable to send officers to attend Digital Photography for Traffic Crash Investigation because it was taken out of our request
11. We were unable to procure a radar speed measuring device due to the vendor was unwilling to procure just one device



**ALCOHOL AND OTHER DRUG COUNTERMEASURES:**

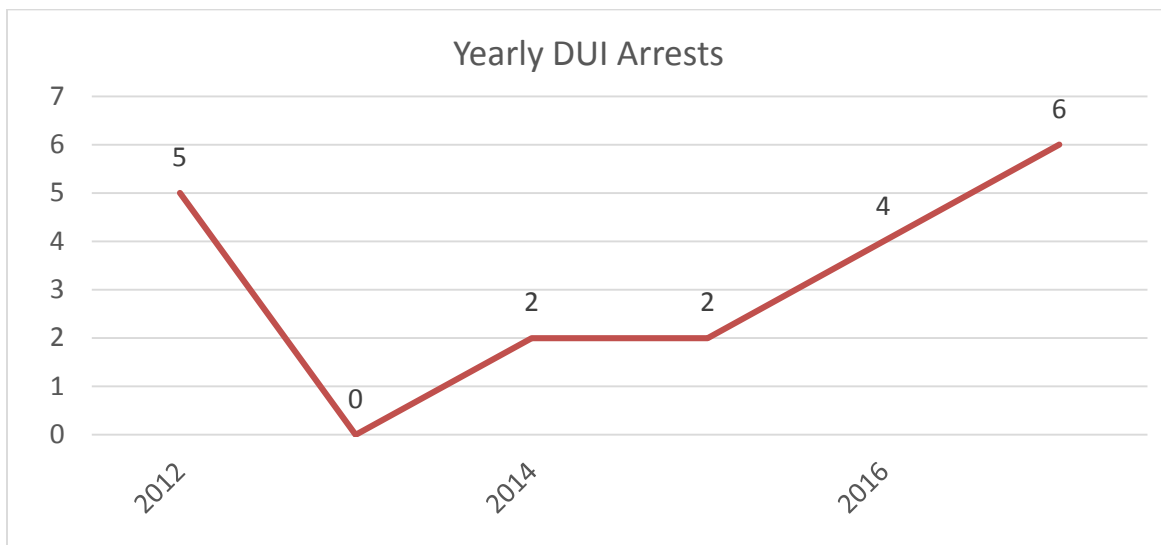
As with all other states and territories, Rota continues to see impaired driving as a major problem on its highways. The Highway Patrol Section continues to implement aggressive impaired driving campaigns to deter operators from driving when impaired. With innovative and educational programs targeting specific demographics we have been able to curb the number of DUI-related crashes on the island. An increase in enforcement efforts also attributed to a lower number of DUI-related crashes. However, according to recent surveys conducted by students of the local high school and the Luta 3D Program, many would-be offenders were deterred due to the program’s Drive Sober or Get Pulled Over campaign.

The success of the program is attributed to the wide range of people targeted to participate in its events. The coalition of youth, government and civic groups along with law enforcement personnel have formed a hugely successful educational and awareness campaign. The Highway Patrol Section has conducted 21 sobriety checkpoints.

These sobriety checkpoints are located in high volume and problematic areas during peak and off-peak hours. The Highway Patrol Section also enlists the aid of volunteers and student groups to assist and observe the checkpoints.

Funding that was allocated to the section greatly assisted in the accomplishment of our goals. However, budget cuts for the program greatly affected our ability to carry out our tasks. Through our efforts we were able to accomplish the following for Alcohol and Other Drug Countermeasures in 2017:

1. Conducted 21 Sobriety Checkpoints
2. Conducted 1 High Visibility Enforcement Operations
3. Conducted 17 presentations on Impaired Driving
4. Sent one personnel to attend Lifesaver’s Conference
5. Sent two personnel to certify as ARIDE operators
6. Recorded 6 Impaired Driving arrests



**2017 Highway Safety Plan Projects, Goals and Objectives:**

**Alcohol and Other Drugs Countermeasures**

1. Maintained the number of impaired driving-related crashes at 1
2. Maintained the number of impaired driving-related fatalities at 0
3. Decreased the number of injuries in impaired driving-related crashes by 65% to 1
4. Increased the number of DUI arrests by 100% to 6
5. Conducted 11 checkpoints out of an anticipated 36 from October to January. Much of our checkpoints were disapproved due to funding availability
6. Conducted 1 out of an anticipated 15 saturation patrols from October to January. Again, due to funding availability we were unable to conduct most of our operations
7. We conducted several educational contacts at schools and other public awareness events throughout the year
8. From February to April we were not approved to conduct enforcement operations because it was not a mobilization or campaign
9. DUI/SFST training was not conducted due to instructor availability

10. Due to manpower constraints we were unable to conduct enforcement operations in July
11. In August we conducted 10 checkpoints out an anticipated 15 due to funding availability
12. Due to funding availability we were unable to conduct saturation patrols in August and September
13. Due to funding cuts we were unable to procure a sobriety checkpoint trailer

**CHECKPOINTS (SOBRIETY & OP/CR):**

Checkpoints continue to serve as an effective tool for deterrence and detection of certain violations. Our goal is to conduct an adequate amount of checkpoints during our mobilizations to ensure that we meet our objectives as stated in the Highway Safety Plan. Ultimately, we would like to be able to conduct a minimum of 3 OP/CR and 3 Sobriety checkpoints per quarter by the end of the calendar year.

**CLICK IT OR TICKET MOBILIZATION:**

During this year's mobilization we conducted 12 OP/CR checkpoints. We also conducted several enforcement operations targeted around high volume areas on the island. We also conducted 6 educational contacts at various locations. Aside from enforcement and education we also conducted numerous community outreach events.

**NATIONAL IMPAIRED DRIVING ENFORCEMENT CRACKDOWN:**

During this year's crackdown we conducted a total of 4 Sobriety checkpoints. We had initially planned for more checkpoints, however vehicle malfunctions and shortage of manpower led to the cancellation of the rest of the checkpoints.

**CHILD PASSENGER SAFETY WEEK:**

During the Child Passenger Safety Week, the Traffic Section conducted several educational presentations on the island. We also conducted 4 small scale enforcement operations focused on enforcing the child restraint laws. Additionally, we conducted 6 OP/CR checkpoints. The section capped off the program by holding a Child Restraint Check-Up Event.

**THANKSGIVING HOLIDAY TRAVEL:**

During this week we conducted a media blitz on our social networking sites. The department had each section produce a public service commercial encouraging the community to exercise safe driving practices.

We also conducted a waving activity held at Pinatang Park encouraging drivers to drive sober during the Thanksgiving weekend.

**PRE-HOLIDAY SEASON & HOLIDAY SEASON:**

The Traffic Section has scheduled numerous events for this year's campaign. We have scheduled numerous checkpoint operations as well as HVE's. We have also scheduled many community oriented events. The municipal government has also pledged to assist in this year's campaign.

**AREAS OF CONCERN:**

In order to excel and achieve greater success we find that there are certain areas of concern that must be addressed in order for the section to reach its goals. A big issue that hinders the success of the programs is the shortage in fuel. With a larger fuel budget, we believe that we can enhance our enforcement. Another area of concern is the need for a structure to house/store our vehicles and equipment. Our Mighty Mover checkpoint trailer and 2010 Kawasaki motorcycles are evidence of the deterioration that happens when they are left exposed to the elements. Unfortunately, the local budget is insufficient to provide for these needs.

Lastly, we believe that with additional manpower dedicated to the section we will be able to strive for higher and loftier goals and achievements. As it is now, the four personnel within the section must accomplish all the section requirements on their own and it sometimes hinders some of the programs. An additional two to three personnel should suffice wherein we could split responsibility of certain programs to each officer. Despite these concerns, the Highway Patrol Section remains committed to achieving and surpassing the goals it has set and continues to strive for excellence.

**CONCLUSION:**

Although the island of Rota is a small community the Traffic Sections aims at providing it with the best in Police Traffic Services it can render. Officers assigned to the section continue to strive for excellence in their duties as they serve their community. Through the various programs it has implemented the Traffic Section has forged a bond with the community unlike any other. This bond enables the flow of information to go uninterrupted and allow for greater success of its programs and activities.

Despite a lack of funding and manpower the officers within the section continue to improve the programs in which they are mandated to carry out. The dedication of these officers is noteworthy and commendable. The Traffic Section is gradually increasing its efforts to better spread information through technology based concepts. The remoteness of the island and the limited resources it has hindered most of the programs' success compared to their counterparts on Saipan and the mainland. However, the Traffic Section has formulated avenues in which to address advertisements and paid media challenges. In conclusion, despite the challenges this small section may face it continued to achieve excellence in regards to its programs in the most effective and efficient manner. I hope that the information I have provided proves useful. I thank you for your continued support of the Rota



Traffic Section and its programs and look forward to our future endeavors. Should you have any questions or concerns please contact me at 532-9530 or through email at [jmanglona@dps.gov.mp](mailto:jmanglona@dps.gov.mp)

*Island of Rota Community Outreach Program, Enforcement and Education*

---

*Rota Mayor Efraim M. Atalig addressing the crowd prior to the kickoff of the 4D Volleyball League*



*Rota Mayor Atalig serves the naugural serve to officially open the 4D Volleyball League.*

*DPS Rota Resident Director Eusebio Manglona stands in the forefront with directors from other government agencies*



*Rota Mayor Atalig prepares to sign the 2017 Click It or Ticket Mobilization Proclamation*



*Department of Public Safety Rota Police Officers hold the "Buckle Up" banner during a waving activity*



*LT. Jarrod Manglona and POIII. Tito Hocog conducting Child Passenger Safety Technician Class on Saipan*



*DPS Rota Police Officer Tito Hocog conducting a presentation during a youth summer camp*



*DPS Rota Police Officer's Prepare For OP/CR Checkpoint*



*DPS Rota Police Officer's Screening Vehicle During OP/CR Checkpoint*

*DPS Rota Traffic Officer's Conducting Laser Speed Enforcement*



*A vehicle gets funneled in to be screened*



## *Emergency Medical Services Program*

---

The Department of Fire and Emergency Medical Services (DFEMS), and the Department of Public Safety's Office of Highway Safety continue its partnership in providing Traffic- related training and certification courses for EMS/Rescue personnel in the islands of Saipan, Tinian and Rota. At present we have 102 personnel on the island Saipan, 14 in Tinian, and 11 on the island of Rota who are currently certified in Basic Life Support (BLS) Pre-Hospital Trauma Life Support (PHTLS) and Pediatric Education for Prehospital Professionals (PEPP). On October 2017, the Department of Fire and Emergency Medical Services recruited 32 Cadets 18 Cadets for the Island of Saipan, 8 Cadets for the island of Rota and 6 Cadets for the island of Tinian.

This year's EMS Week Theme EMS STRONG (Always in Service) was publicized by the 2017 EMS WEEK Committee which consist of the Department of Fire and Emergency Medical Services, Department of Public Safety Traffic Section, Aircraft Rescue Firefighters (ARFF), Priority Care, Red Cross, Northern Marianas Coalition Against Domestic and Sexual Violence, Corporate Social Responsibility Team (CSR) and Marianas Health Services. The outcome of this year's "EMS STRONG" campaign about 200 plus of Personnel from the Head Start Program, Public Schools Systems, Child Care Providers, and members of the Community Were trained and certified in Cardio-Pulmonary Resuscitation (CPR) through the American Heart Association. Numerous Safety and Health, presentations were conducted at the Elementary Schools. All of these training, certifications and presentations were, conducted on all three Islands Saipan, Tinian and Rota. CPR Instructors were, sent to Rota and Tinian to assist on the campaign.

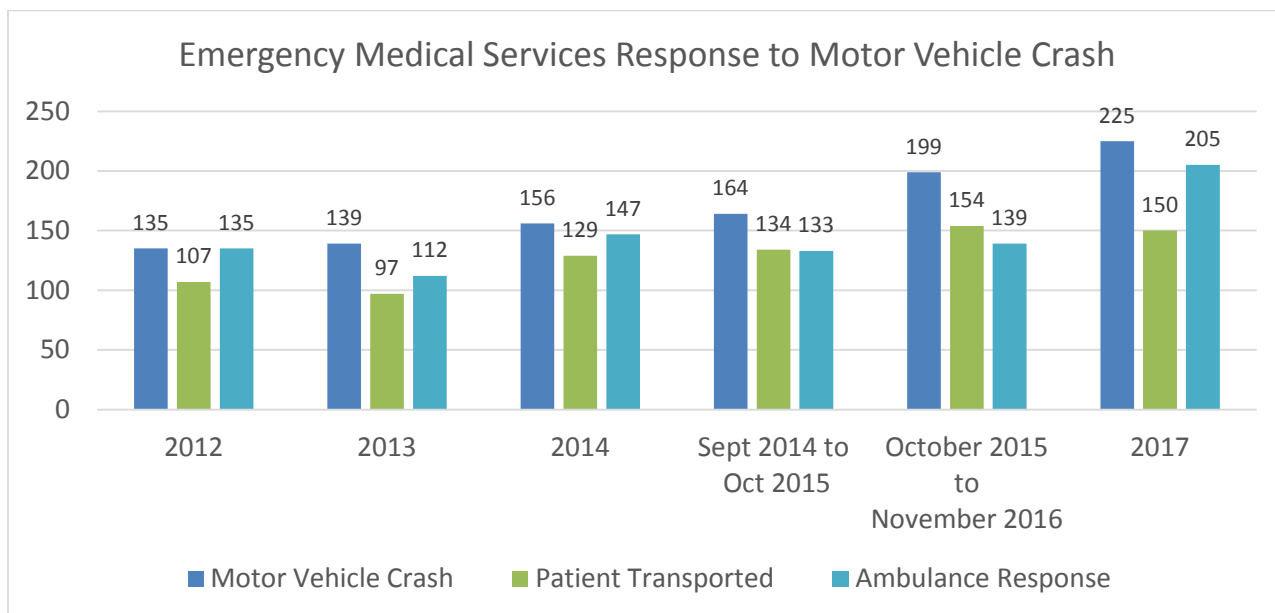
The Department of Fire and Emergency Medical Services, Office of EMS has successfully conducted numerous traffic safety and EMS public education, injury prevention campaigns in collaboration with the traffic section pertains to motor vehicle crashes or traffic-related incidents. Currently we have nineteen (19) Child Passenger Safety Technicians within the Department of Fire and EMS. On February of this year, ten (10) firefighters were trained and certified in Child Passenger Technician course and on October nine, (9) firefighters were trained and certified as Child Passenger Technicians. The Department of Fire and EMS is looking forward to certify all firefighters in Child Passenger Technician, Purpose is to have firefighters at the fire station assist anyone in need of help in regards to Car sits 24/7. We continue to collaborate with our stakeholders to provide innovative and alternative public education programs to the communities, citizens, and visitors in the islands of Saipan, Tinian, and Rota to reduce the need for emergency medical services, which are crucial to prevent and reduce motor Vehicle crashes or traffic-related injuries by keeping the public informed and educated on, these issues. We continue to invest in advertising via all media outlets, radio and television airtime, shown and broadcasted throughout the islands.

On April 2016, the Department of Fire and EMS in partnership with the Department of Public Safety's Office of Highway Safety (NHTSA) a contract was, signed with the Zoll Data System Inc. for the Installation, Assessment, Upgrade, Testing, Maintenance and Support for the Pre Hospital Data Collection and Patient Care Reporting System/ RescuedNet ePCR. On October 2016, the installation was completed and testing commenced. On January 1, 2017, the Zoll Data system Electronic Patient Care Report (EPCR) and the Fire Reporting Management System (RMS) commenced. The EPCR will maintain a database for not just Traffic related crashes but also medical and suppression runs and as well as enhancing our data collection capabilities. The Zoll's Electronic Patient Care Report (EPCR) Software and programs is in full operation on all three Islands as of January 1<sup>st</sup> of 2017.

This year the Department of Fire and Emergency Medical Services Partners with the Department of Public Safety's, Traffic Section on the Annual Drunk, Drugged, Drowsy, Distracted Driving (4D) Prevention Month and the Click It or Ticket campaign. The Office of EMS has been actively involved in these campaigns every year to include our EMTs trained and certified as Child Passenger Safety Technicians.

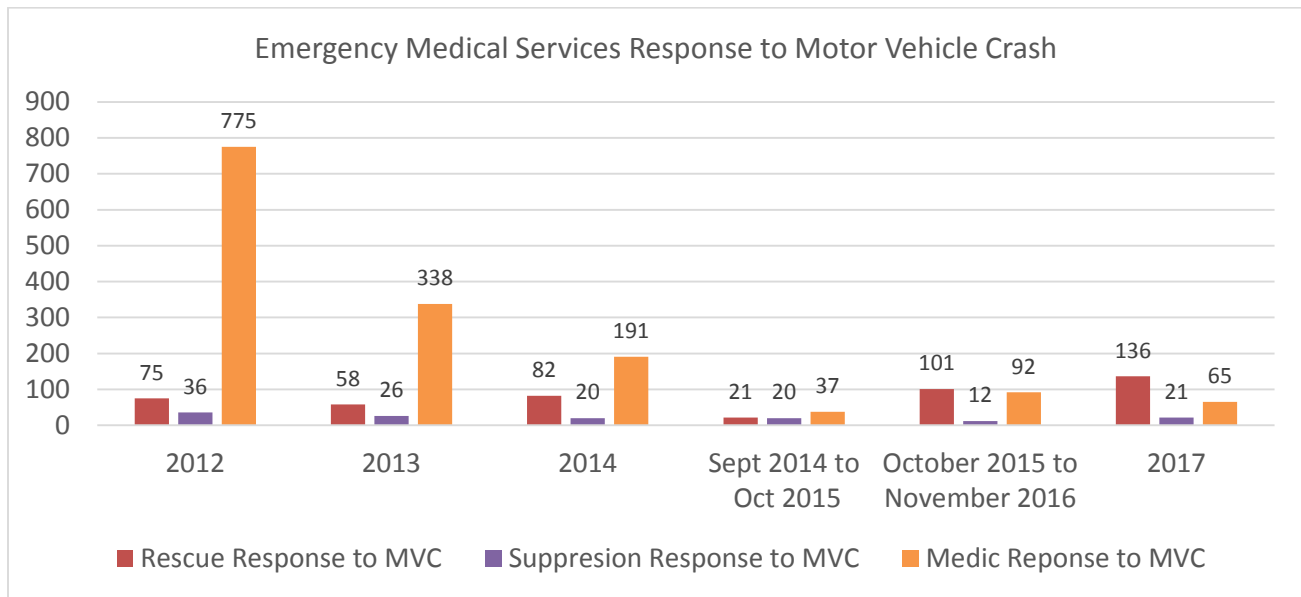
*Emergency Medical Services Summary of activities response to Motor Vehicle Crash (MVC)*

<u>Year</u>	<u>2012</u>	<u>2013</u>	<u>2014</u>	<u>2015</u>	<u>Nov 2016</u>	<u>2017</u>
<i>Motor Vehicle Crash to MVC:</i>	135	139	156	164	199	225
<i>Patient Transported from MVC:</i>	107	97	129	134	154	150
<i>Ambulance Response to MVC:</i>	135	112	147	133	139	205



*Emergency Medical Services Summary of activities response to Motor Vehicle Crash (MVC)  
(Rescue, Suppression and Medic Response)*

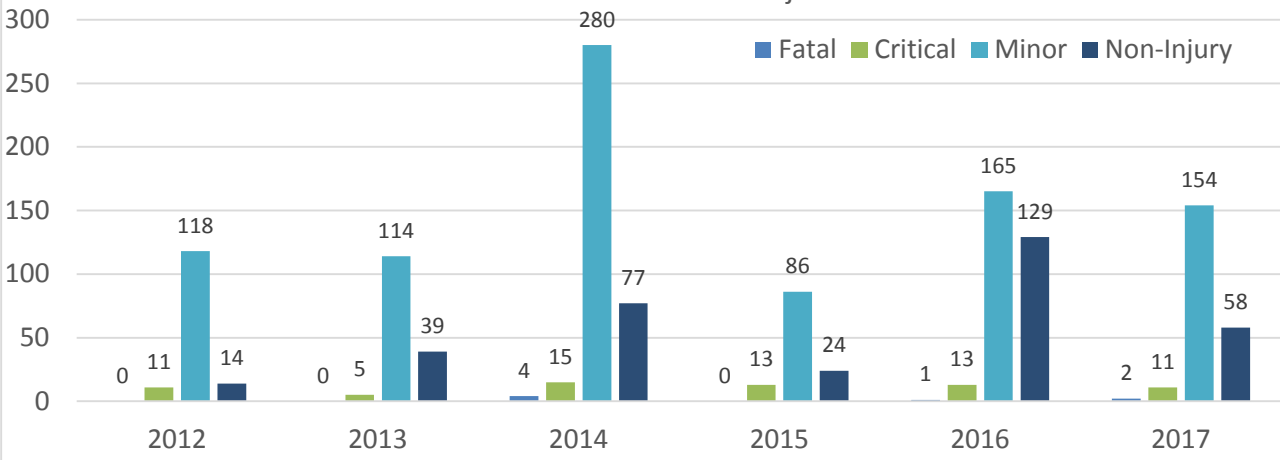
<u>Year</u>	<u>2012</u>	<u>2013</u>	<u>2014</u>	<u>2015</u>	<u>Nov 2016</u>	<u>2017</u>
<i>Rescue Response to MVC:</i>	75	58	82	21	101	136
<i>Suppression Response to MVC:</i>	36	26	20	20	12	21
<i>Medic Response-Rescue Assist:</i>	775	338	191	37	92	65



*Emergency Medical Services summary of personal injuries sustained response to Motor Vehicle Crash (MVC).*

<u>Year</u>	<u>2012</u>	<u>2013</u>	<u>2014</u>	<u>2015</u>	<u>2016</u>	<u>2017</u>
<i>Fatal:</i>	0	0	4	0	1	2
<i>Critical:</i>	11	5	15	13	13	11
<i>Minor:</i>	118	114	280	86	165	154
<i>Non-Injury:</i>	14	39	77	24	129	58

### Emergency Medical Services Response to Motor Vehicle Crashes Sustained Personal Injuries





**Paid Media**

The CNMI Department of Public Safety continues to utilize public and private media maximizing usage as our major communication outlets in providing public information and education outreach activities through local newspapers, local magazines, church bulletin (Sunday issues), various radio stations (am/fm), television station, to include distribution of highway Safety messages on poster, flyers and brochures.

**STOP**  
DON'T DRIVE  
DRUNK

**DRIVE SOBER OR  
GET PULLED OVER**

**Call 287-7433(RIDE) or 483-7433(RIDE)**  
FOR A DESIGNATED DRIVER  
Fridays & Saturdays: 10:00PM-5:00AM • Sundays: 2:00PM-6:00PM

In the last 6 years, 18 people in the CNMI died in car crashes caused by impaired driving.

That's 18 less gifts under the Christmas Tree this year.

Don't be the cause of one less gift under the tree

**DRIVE SAFE  
THIS HOLIDAY SEASON**

**DON'T DRIVE**

**ADDS**

**DRUNK  
DRUGGED  
DISTRACTED  
DROWSY**

CNMI Department of Public Safety is asking the community to **GLUCK GLUCK! BUCKLE UP!**

Thanksgiving Weekend Buckle Up Campaign  
November 25, 2017

Arrive at Thanksgiving dinner safe and sound.  
**BUCKLE UP, CNMI!**

**4 STEPS FOR KIDS**

REAR-FACING FORWARD-FACING BOOSTER SEAT BELT

For more information, contact the Office of Highway Safety, CNMI Department of Public Safety  
Tel. No. 684-8081/9884 (Saipan) • 432-2641/9222 (Tinian) • 532-9432/9530 (Rota)  
Department of Public Safety is a equal opportunity provider and employer.

**Make it to the Table: Don't Drink and Drive this Thanksgiving**

The Department of Public Safety Highway Safety Office urges consumers to plan a sober ride.

As we prepare Thanksgiving holiday with our family and friends, the CNMI Department of Public Safety reminds you: "Make it to the Table: Don't Drink and Drive this Thanksgiving"

The Wednesday night before Thanksgiving is a cultural phenomenon called "Thanksgiving Eve" young people and adults who know they have the next day off from work, pre-celebrate Thanksgiving with drinking. Thanksgiving Eve has contributed to a rise in drunk driving deaths. From 2012 to 2016, the National Highway Traffic Safety Administration recorded more than 800 people died in alcohol-impaired-driving crashes during the Thanksgiving Holiday period making it the deadliest holiday on our roads.

The CNMI Department of Public Safety Highway Safety Office encourages you to designate a sober driver and spread the word to take precautions so everyone can make it to the table this Thanksgiving by:

- Planning ahead and designate a sober driver before the first drink
- Call a taxi or a sober friend to get you home safely
- If you see a drunk driver on the road pull over and call 911, and remember whether riding or driving always wear your seat belt



**Facts About DROWSY DRIVING**

**ADULTS AGES 18-29** are much more likely to drive while drowsy compared to other age-groups!

**MEN** are more likely than women to drive while drowsy! (56% vs 45%)

**SLEEP DEPRIVATION** increases the risk of a sleep-related crash! The more you sleep, the better you drive.

People tend to fall asleep while driving on **HIGH SPEED, LONG, OR RURAL HIGHWAYS.**

**NEARLY 1/4** of adults in the US say they know someone personally who has fallen asleep at the wheel.

Visit [sleepfoundation.org/drowsy-driving](http://sleepfoundation.org/drowsy-driving) for more information.  
**#Awake2Drive**

**2017 ATTITUDINAL AWARENESS SURVEYS**  
(NHTSA) "Behavior and Attitude Studies" on

**Seat Belt, Speeding and Alcohol**

(Combined surveys for Saipan, Tinian and Rota)

**SEAT BELT SURVEY**

1. **Your sex:** (146 ) Male (114) Female
2. **Your age:** (66) 16-20, (90) Under 21 (25)21-25 (33) 26-39 (35)35-49 (8)50-59 (2)60 Plus
3. **Your race:** (3) White (1) Black (59) Asian (0) Native American (143) Other (Chamorro, Filipino, Nepalese, Bangladesh).
4. **Are you of Spanish/Hispanic origin?** (20)Yes (188)No
5. **Your Zip Code:** (105) 96950, (52) 96951 and (100) 96952
6. **About how many miles did you drive last year?**  
  
(117) Less than 5,000 (62) 5,000 to 10,000, (67)10,001 to 15,000, (32) More than 15,000
7. **What type of vehicle do you drive most often?**  
  
(111) Passenger car (51) Pickup truck (44) Sport utility vehicle (4) Mini-van (1)Full-van, (26) Other
8. **How often do you use safety belts when you drive or ride in a car, van, sport utility vehicle or pick up?**  
  
(136) Always (52)Nearly always (41)Sometimes (5)Seldom (4)Never
9. **Do you think that it is important for police to enforce the safety belt law?**  
  
(216) Yes (18) No
10. **What do you think the chances are of getting a ticket if you don't wear your safety belt?**  
  
(69) Always (38) Nearly Always (77) Sometimes (34) Seldom (31) Never
11. **Do you think the safety belt law in the CNMI is enforced:**  
  
(75) Very strictly (77) Somewhat strictly (47) Not very strictly (11)Rarely (14) Not at all
12. **Have you ever received a ticket for not wearing your safety belt?**  
  
(72) Yes (157) No

**13. In the past month, have you seen or heard about police enforcement focused on safety belt use?**

(137) Yes (104) No

**14. In the past month, have you experienced police enforcement activities looking at safety belt use?**

(126) Yes (84) No

**15. Have you recently read, seen, or heard anything about safety belts in CNMI?**

(112)Yes (126) No

**If yes, where did you see or hear about it? (Check all that apply):**

(46) Newspaper (64) Radio (38) TV (39) Billboards (43) Brochure (43) Police Enforcement  
(3) Other

**If yes, what did it say?** Buckle up CNMI! Or Click It or Ticket It's the Law.

**16. Have you recently read, seen, or heard anything about wearing a safety belt and riding in a pickup truck? (108) Yes (135) No**

**17. Do you know the name of any safety belt program(s) in CNMI? (check all that apply):**

(115) Buckle Up CNMI (15) Buckle up in Your Truck (183) Click It or Ticket (8) Operation Stay Alive.

## SPEEDING SURVEY

**1. Your gender:** (146) Male (97) Female

**2. Your age:** (147)16-20 (34) 21-25 (27) 26-34 (30) 35-39 (22) 40-49 (10) 50-59 (2) 60 Plus

**3. Your Zip Code:** (100) 96950 (53) 96951 and (100) 96952

**4. What type of vehicle do you drive most often?**

(132) Car (7) Van (125) Sport Utility Vehicle (SUV) (51) Pick-up truck (5) Other

**5. Miles driven in the last 12 months:** (41) 5000-10,000 (12) 10,001-20,000 (5) 20,000 & Above  
(89) No Answer

**6. How often do you use seat belts when you drive or ride in a car, van, sport utility vehicle or pick up?**

(150) Always (47) Nearly always (36) Sometimes (3) Seldom (10) Never

**7. How often do you travel above the posted speed limit?**

(45) Very often (61) Somewhat often (59) Not very often (41) Rarely (36) Not at all

**8. Do you feel unsafe sharing the road with drivers who speed?** (163)Yes (76) No

**9. What do you think the chances are of getting a ticket if you drive over the speed limit?**

(80) Very Likely (59) Somewhat Likely (49) Likely (41) Unlikely (18) Very Unlikely

**10. In the past 30 days, have you received a speeding ticket?**

(57)Yes (105) No

**11. In the past 30 days, has anyone you know received a speeding ticket?**

(94)Yes (142) No

**12. Do you think State/Local police enforce speeding laws:**

(74)Very strictly (80) Somewhat strictly (62) Not very strictly (8) Rarely (22) Not at all

**13. Do you think local police enforce speeding laws:**

(15) Very Strictly (98) Somewhat Strictly (47) Not Very Strictly (5) Rarely (31) Not at all

**14. Do you think the penalties for speeding are:**

(6) Too severe (97) About right (14) Not severe enough (27) Don't know

**15. Have you recently read, seen, or heard anything about speed enforcement?**

(137)Yes (54) No

**If yes, where did you read, see or hear about it? (Check all that apply):**

(80) Newspaper (75) Radio (52) TV (17) Poster (6) Brochure (43) Police checkpoint  
(27) Other's.

**What did you read, see or hear?**

- Seat Belt enforcement on Car Seat as well as Occupant Protection, need to enforce the law.
- The Police should conduct more Checkpoint to reduce speed and enforce traffic violations.
- More Patrol Officer's and Highway Patrol enforcement around the island especially during peak hours on the main highway/roadway.
- Weekly Speed Enforcement.

## ALCOHOL SURVEY

1. **Your sex:** (173) Male (108) Female
2. **Your age:** (147) 16-20 (29) 21-25 (31) 26-34 (44) 35-49 (17) 50-59 (4) 60 Plus
3. **Your race:** (2) White (1) Black (56) Asian (5) Native American (154) Other: Chamorro, Filipino, Nepalese, Bangladesh
4. **Are you of Spanish/Hispanic origin?** (51) Yes (130) No
5. **Your Zip Code:** (129) 96950 (52) 96951 (120) 96952
6. **How often do you use seat belts when you drive or ride in a car, van, sport utility vehicle or pick up?**  
(173) Always (48) Nearly always (39) Sometimes (10) Seldom (3) Never
7. **In the past 30 days, how many times have you driven a motor vehicle within 2 hours after drinking alcoholic beverages?** (96) number of times and (154) I DO NOT DRINK
8. **What do you think the chances are of someone getting arrested if they drive after drinking?**  
(82) Always (77) Nearly Always (163) Sometimes (19) Seldom (11) Never
9. **Compared with 3 months ago, are you now driving after drinking?** (check one)  
(5) More often (48) Less often (32) About the same (54) I never drive after drinking  
(141) I DO NOT DRINK
10. **Do you think the police enforce the drinking and driving laws:**  
(97) Very strictly (96) Somewhat strictly (31) Not very strictly (16) Rarely (14) Not at all
11. **Do you think the penalties for alcohol-impaired driving are:**  
(33) Too strict (157) About right (58) Not strict enough (47) Don't know
12. **In the past 30 days, have you gone thru a police checkpoint targeting alcohol-impaired drivers?**  
(66) Yes (150) No
13. **Have you recently read, seen, or heard anything about alcohol-impaired driving (or drunk driving) in the CNMI?**  
(198) Yes (83) No

**If yes, where did you see or hear about it?** (Check all that apply):

(118) Newspaper (132) Radio (65) TV (71) Poster (74) Brochure (39) Police checkpoint (57)  
Other's

**14. Do you know the name of any alcohol-impaired driving enforcement program(s) in the CNMI?**

\* In 2017, the CNMI Department of Public Safety on Saipan, Tinian and Rota continued to enforce the DUI violations and other traffic related violations under the DPS Highway Patrol Section for all (3) islands.

**(check all that apply):**

(115) You Drink & Drive, You Lose (108) Drunk Driving, Over the Limit Under Arrest (77)  
Friends Don't Let Friends Drive Drunk (162) *Drive Sober or Get Pulled Over (4D's, Drunk, Drugged, Distracted and Drowsy Driving).*

Financial Section Fiscal Year 2017 National Highway Traffic Safety Administration

**Section 402, 405b & 406c**  
**Highway Safety Programs Funding**

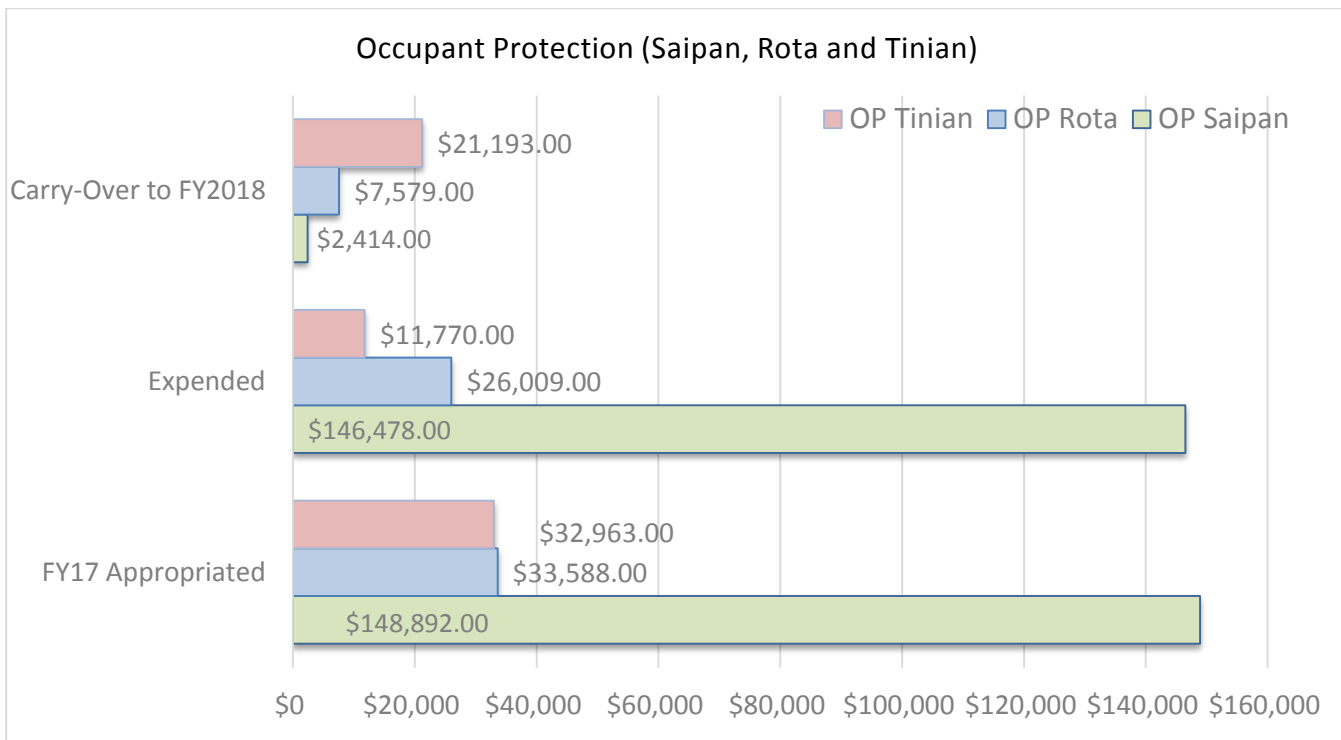
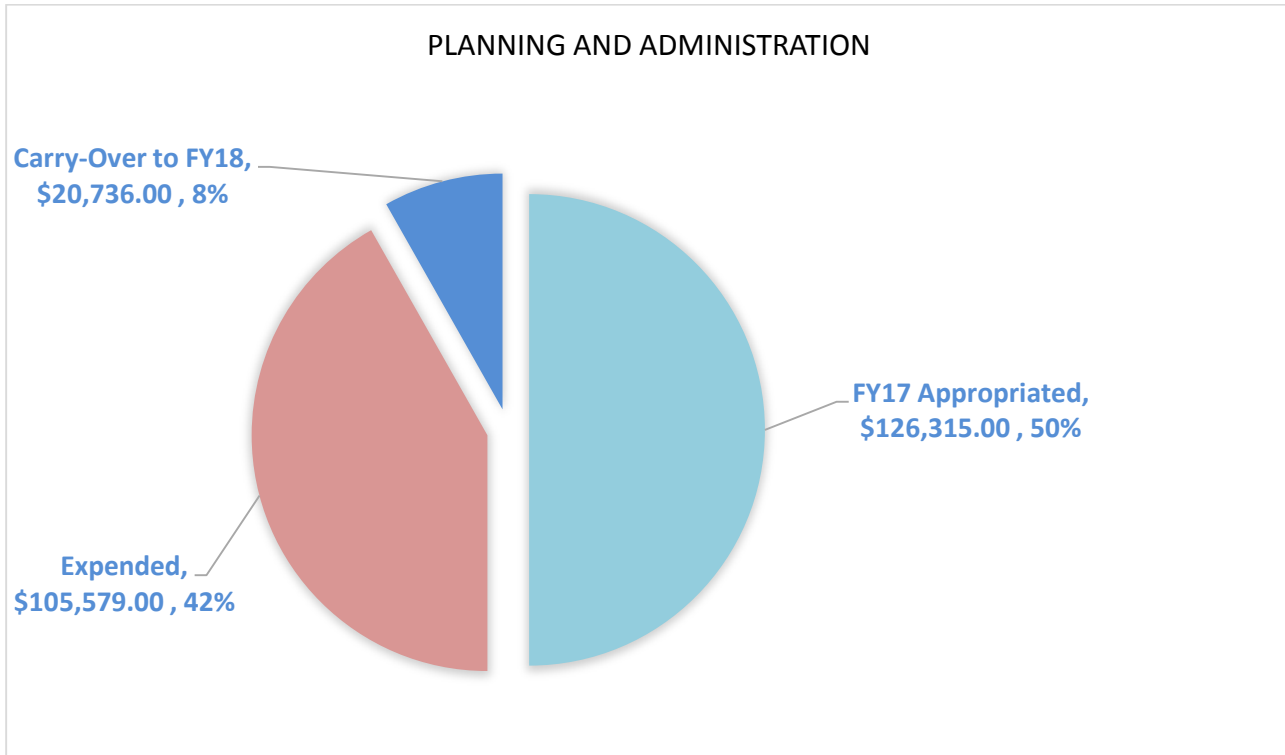
***FY17 Appropriated***      ***Total Expended***      ***Carry-Over to FY2018***

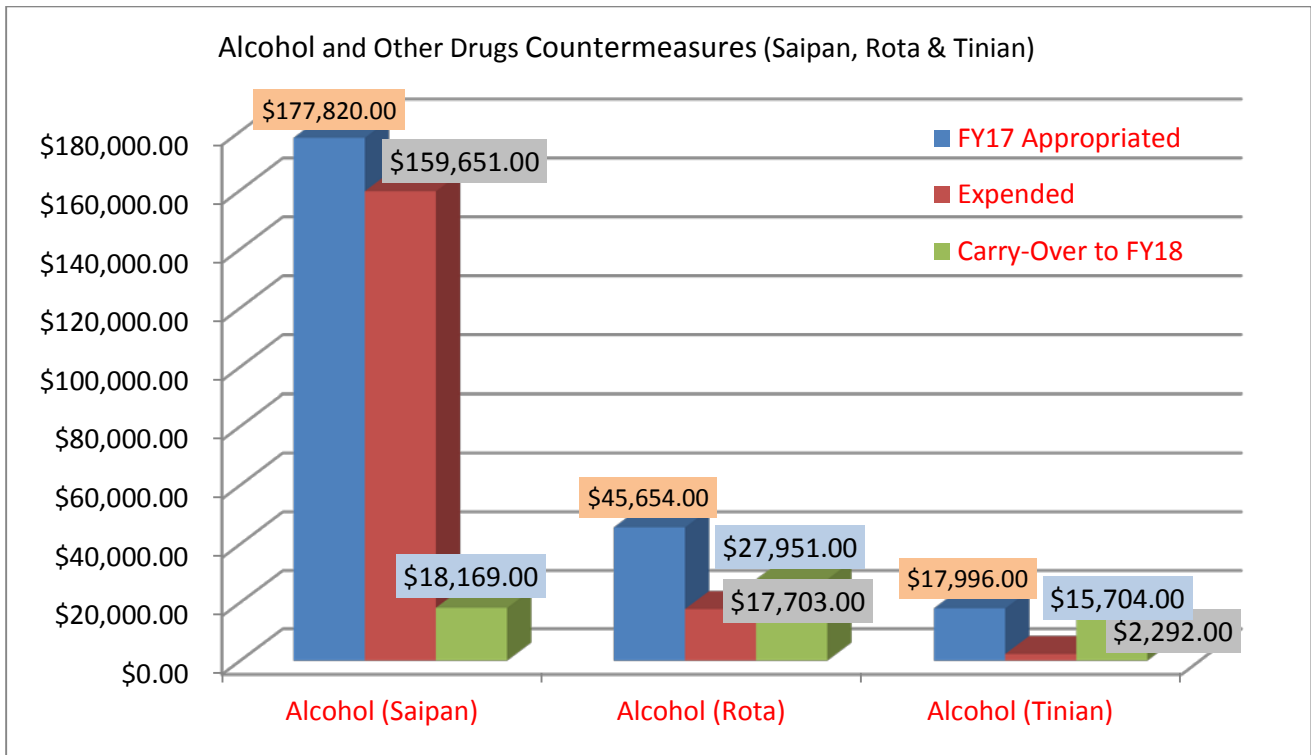
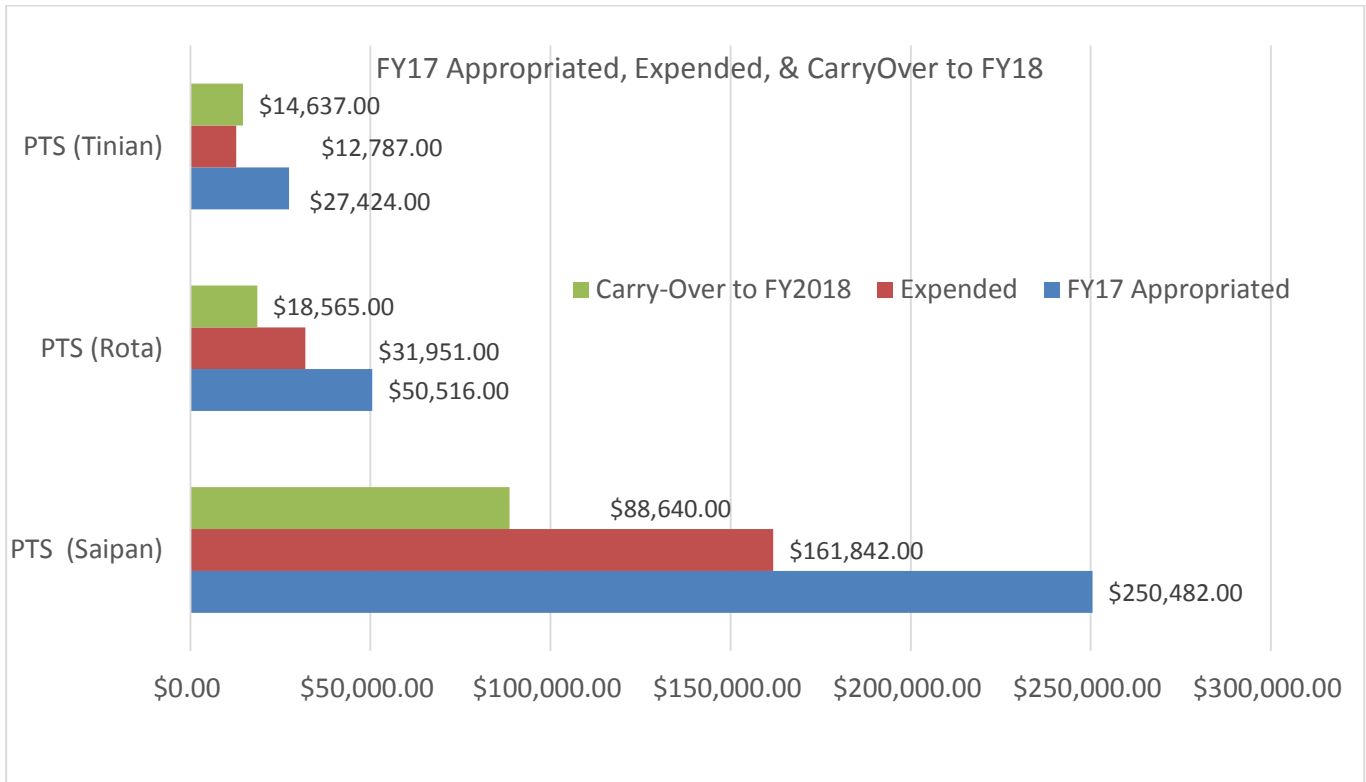


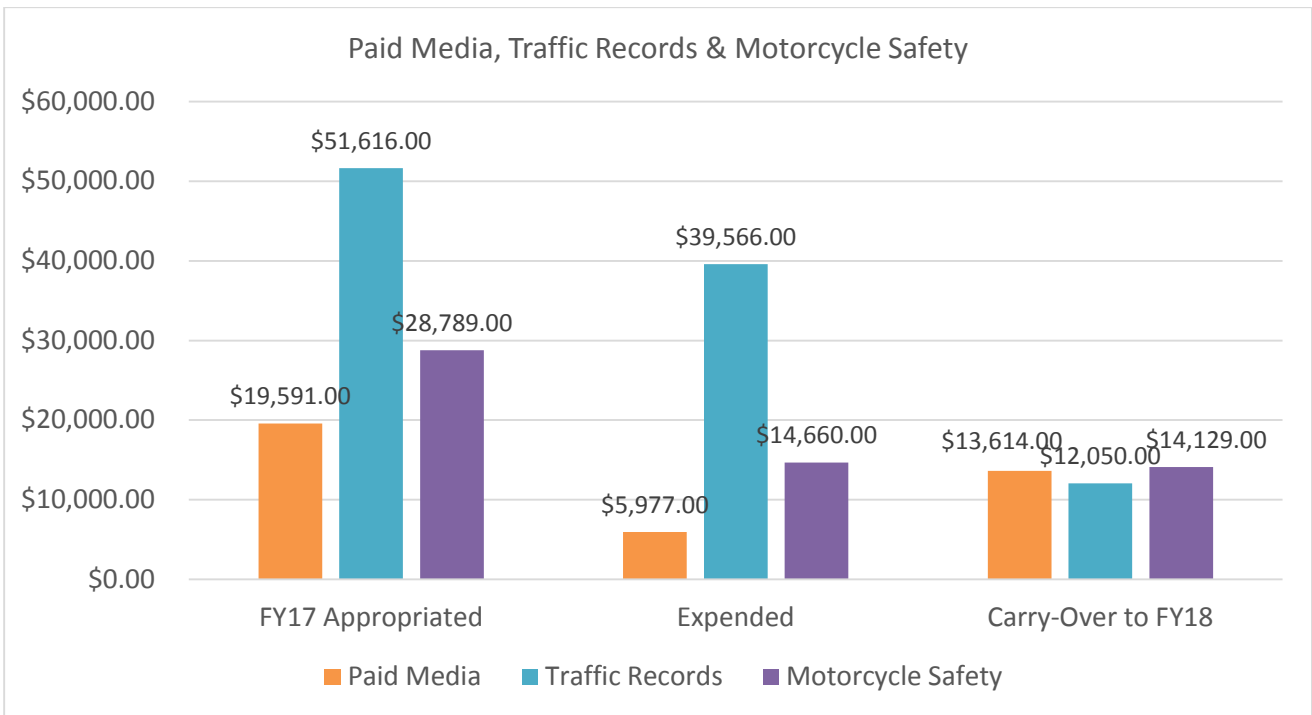
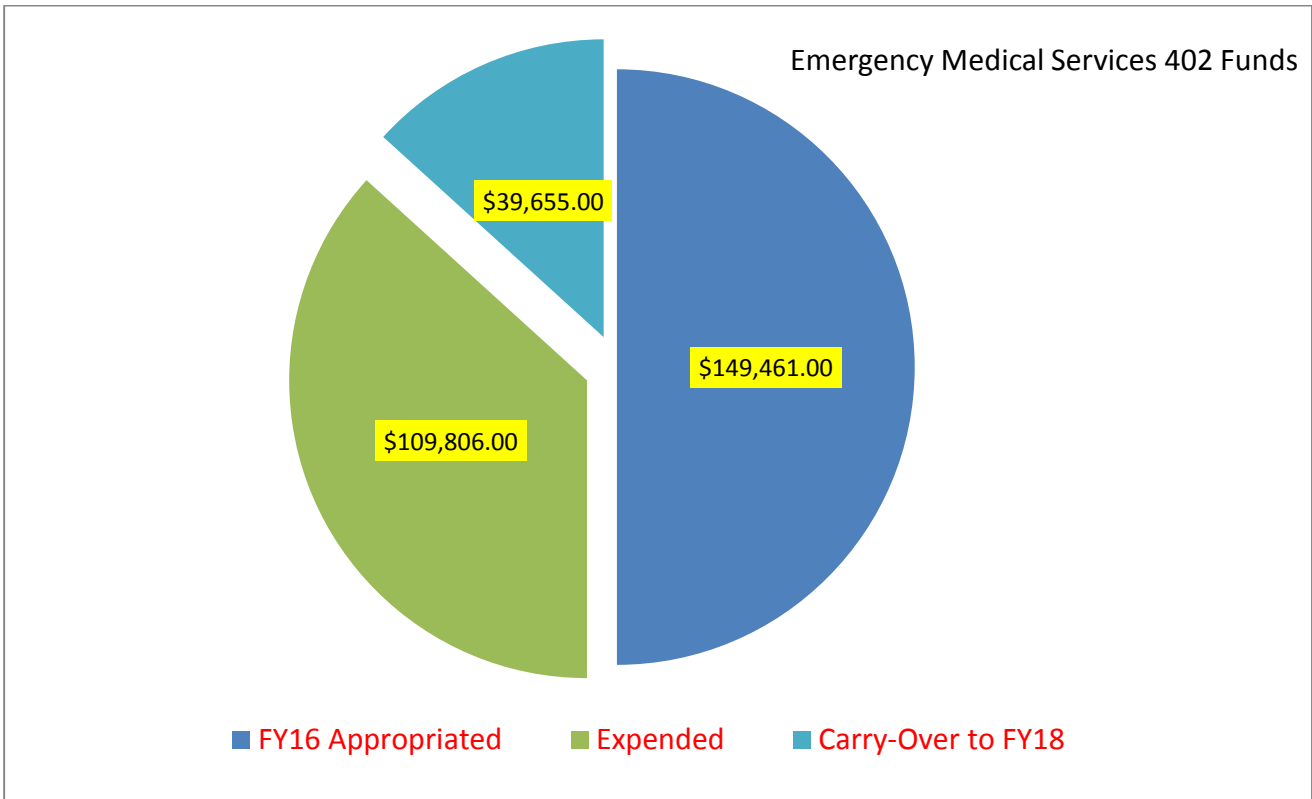
FY2017 NHTSA Financial Report as of December 07, 2017

<u>Program</u>	<u>FY17 Appropriated</u>	<u>Expended</u>	<u>Expenditure %</u>	<u>Carry-Over to FY17</u>
Planning and Administration	\$126,315.00	\$105,579.00	084%	\$20,736.00
Occupant Protection (Saipan)	\$148,892.00	\$146,478.00	0.98%	\$2,414.00
Occupant Protection (Rota)	\$33,588.00	\$26,009.00	0.77%	\$7,579.00
Occupant Protection (Tinian)	\$32,963.00	\$11,770.00	0.36%	\$21,193.00
Police Traffic Services (Saipan)	\$250,482.00	\$161,842.00	0.65%	\$88,640.00
Police Traffic Services (Rota)	\$50,516.00	\$31,951.00	0.63%	\$18,565.00
Police Traffic Services (Tinian)	\$27,424.00	\$12,787.00	0.47%	\$14,637.00
Alcohol (Saipan)	\$177,820.00	\$159,651.00	0.90%	\$18,169.00
Alcohol (Rota)	\$45,654.00	\$17,703.00	0.39%	\$27,951.00
Alcohol (Tinian)	\$17,996.00	\$2,292.00	0.13%	\$15,704.00
Emergency Medical Services	\$149,461.00	\$109,806.00	0.73%	\$39,655.00
Paid Media	\$19,591.00	\$5,977.00	0.31%	\$13,614.00
Traffic Records	\$51,616.00	\$39,566.00	0.77%	\$12,050.00
Motorcycle Safety	\$28,789.00	\$14,660.00	0.51%	\$14,129.00
Pedestrian/Bicycle Safety	\$31,629.00	\$14,814.00	0.47%	\$16,815.00
Roadway Safety	\$10,319.00	\$3,177.00	0.31%	\$7,142.00
Speed Enforcement	\$10,561.00	\$509.00	0.05%	\$10,052.00
<b>Total Section 402</b>	<b>\$1,213,616.00</b>	<b>\$864,571.00</b>		<b>\$349,045.00</b>
Section 405(b) Saipan	\$88,814.00	\$66,848.00	0.75%	\$21,966.00
Section 405(b) (DFEMS)	\$36,647.00	\$11,617.00	0.32%	\$25,030.00
<b>Total Section 405(b)</b>	<b>\$125,461.00</b>	<b>\$78,465.00</b>		<b>\$46,996.00</b>
<b>Section 405(c) Data Improvement</b>	<b>\$194,930.00</b>	<b>\$164,885.00</b>	<b>0.85%</b>	<b>\$30,045.00</b>
<b>Grand Total:</b>	<b>\$1,534,007.00</b>	<b>\$1,107,921.00</b>		<b>\$426,086.00</b>

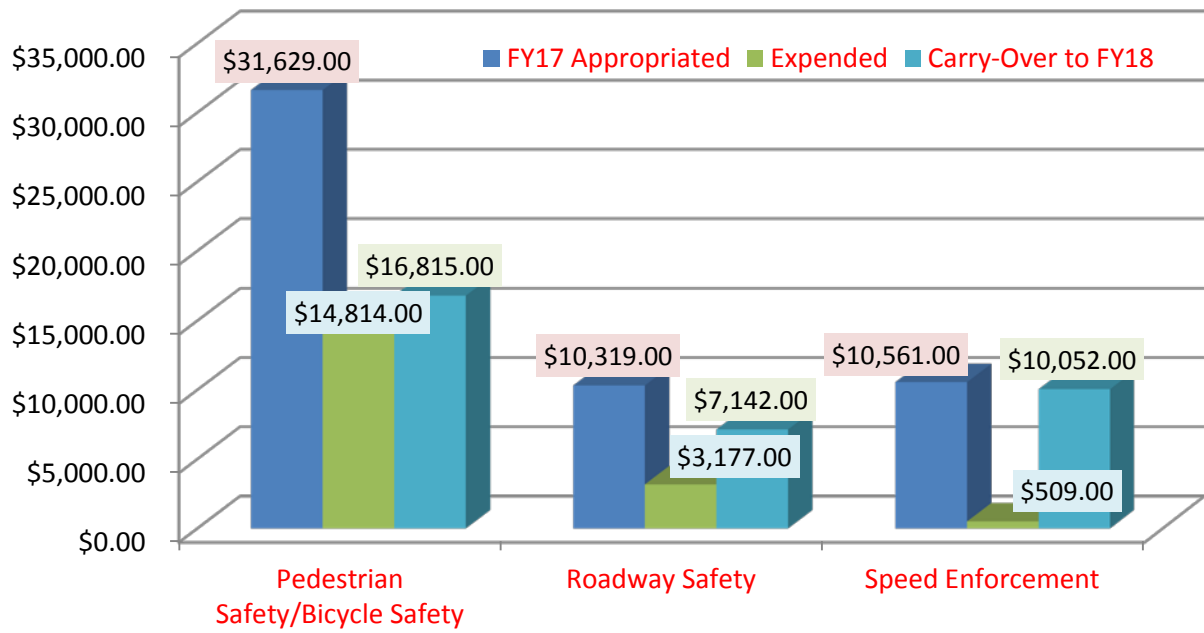
The following Charts/Graphs represent FY17 Total Funding, Expenditure, and Carry Forward to Fiscal Year 2018.



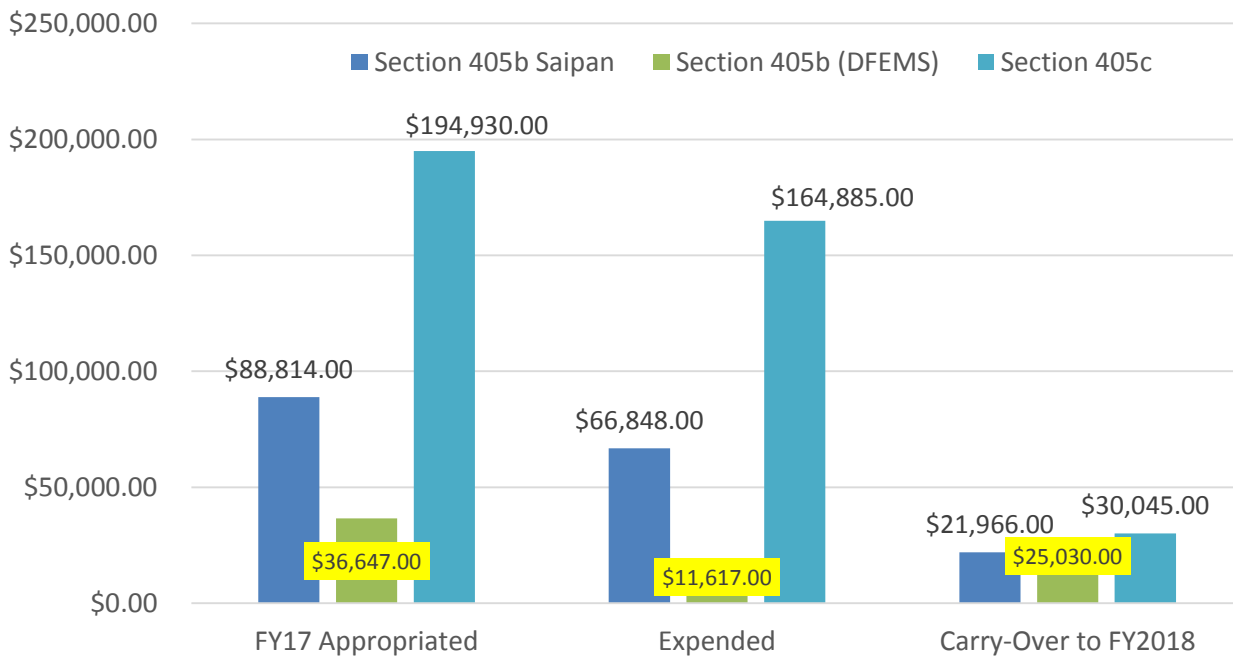




Pedestrian/Bicycle Safety, Roadway Safety & Speed Enforcement



Section 405b Saipan, 405b DFEMS & 405c



State: Mariana Islands

U.S. Department of Transportation National Highway Traffic Safety Administration

Obligations vs Expenditures

2017-FINAL

Posted: 12/13/2017

Page: 1  
Report Date: 01/10/2018

Latest posted documents  
HCS-20 VOU-12

Program Area	Project	Original Approved HSP	Percent of Agency Planned	Sum of Obligations	Percent of Agency Obligated	Percent Prior FY Funds	Sum of Expenditures	Percent Agency Expended	Unexpended Balance	Est. Months to Liquidate	Unobligated Balance
<b>NHTSA</b>											
<b>NHTSA 402</b>											
<b>Planning and Administration</b>											
	PA-2017-PA-17-01	\$0.00	0%	\$38,848.36	3%		\$38,848.36	4%	\$0.00	0	\$0.00
	<b>Planning and Administration Total</b>	<b>\$0.00</b>	<b>0%</b>	<b>\$38,848.36</b>	<b>3%</b>		<b>\$38,848.36</b>	<b>4%</b>	<b>\$0.00</b>	<b>0</b>	<b>\$0.00</b>
<b>Alcohol</b>											
	AL-2017-AL-17-03	\$0.00	0%	\$17,996.04	1%		\$2,292.00	0%	\$15,704.04	82	\$0.00
	AL-2017-AL-17-02	\$0.00	0%	\$37,708.00	2%		\$17,703.00	2%	\$20,005.00	14	\$0.00
	AL-2017-AL-17-01	\$0.00	0%	\$65,222.00	4%		\$65,222.00	6%	\$0.00	0	\$0.00
	<b>Alcohol Total</b>	<b>\$0.00</b>	<b>0%</b>	<b>\$120,926.04</b>	<b>8%</b>		<b>\$85,217.00</b>	<b>8%</b>	<b>\$35,709.04</b>	<b>5</b>	<b>\$0.00</b>
<b>Emergency Medical Services</b>											
	EM-2017-EM-17-01	\$0.00	0%	\$98,741.25	6%		\$98,741.25	9%	\$0.00	0	\$0.00
	<b>Emergency Medical Services Total</b>	<b>\$0.00</b>	<b>0%</b>	<b>\$98,741.25</b>	<b>6%</b>		<b>\$98,741.25</b>	<b>9%</b>	<b>\$0.00</b>	<b>0</b>	<b>\$0.00</b>
<b>Motorcycle Safety</b>											
	MC-2017-MC-17-01	\$0.00	0%	\$13,888.75	1%		\$13,888.75	1%	\$0.00	0	\$0.00
	<b>Motorcycle Safety Total</b>	<b>\$0.00</b>	<b>0%</b>	<b>\$13,888.75</b>	<b>1%</b>		<b>\$13,888.75</b>	<b>1%</b>	<b>\$0.00</b>	<b>0</b>	<b>\$0.00</b>
<b>Occupant Protection</b>											
	OP-2017-OP-17-01	\$0.00	0%	\$26,946.00	2%		\$26,946.00	2%	\$0.00	0	\$0.00
	OP-2017-OP-17-02	\$0.00	0%	\$7,726.00	1%		\$7,726.00	1%	\$0.00	0	\$0.00
	OP-2017-OP-17-03	\$0.00	0%	\$20,863.00	1%		\$11,770.00	1%	\$9,093.00	9	\$0.00
	<b>Occupant Protection Total</b>	<b>\$0.00</b>	<b>0%</b>	<b>\$55,535.00</b>	<b>4%</b>		<b>\$46,442.00</b>	<b>4%</b>	<b>\$9,093.00</b>	<b>2</b>	<b>\$0.00</b>
<b>Pedestrian/Bicycle Safety</b>											
	PS-2017-PS-17-01	\$0.00	0%	\$20,129.10	1%		\$12,515.10	1%	\$7,614.00	7	\$0.00
	<b>Pedestrian/Bicycle Safety Total</b>	<b>\$0.00</b>	<b>0%</b>	<b>\$20,129.10</b>	<b>1%</b>		<b>\$12,515.10</b>	<b>1%</b>	<b>\$7,614.00</b>	<b>7</b>	<b>\$0.00</b>

U.S. Department of Transportation National Highway Traffic Safety Administration

State: Mariana Islands

**Obligations vs Expenditures**

Page: 2

Latest posted documents

2017-FINAL  
Posted: 12/13/2017

Report Date: 01/10/2018

HCS-20 VOU-12

Program Area	Project	Original Approved HSP	Percent of Agency Planned	Sum of Obligations	Percent of Agency Obligated	Percent Prior FY Funds	Sum of Expenditures	Percent Agency Expended	Unexpended Balance	Est. Months to Liquidate	Unobligated Balance
<b>Police Traffic Services</b>											
	PT-2017-PT-17-03	\$ 00	0%	\$22,624.00	1%		\$9,787.00	1%	\$12,837.00	16	
	PT-2017-PT-17-02	\$ 00	0%	\$34,870.75	2%		\$31,951.00	3%	\$2,919.75	1	
	PT-2017-PT-17-01	\$ 00	0%	\$79,477.00	5%		\$79,477.00	7%	\$ 00	0	
	<b>Police Traffic Services Total</b>	<b>\$ 00</b>	<b>0%</b>	<b>\$136,971.75</b>	<b>9%</b>		<b>\$121,215.00</b>	<b>11%</b>	<b>\$15,756.75</b>	<b>2</b>	
<b>Traffic Records</b>											
	TR-2017-TR-17-01	\$ 00	0%	\$32,080.48	2%		\$32,080.48	3%	\$ 00	0	
	<b>Traffic Records Total</b>	<b>\$ 00</b>	<b>0%</b>	<b>\$32,080.48</b>	<b>2%</b>		<b>\$32,080.48</b>	<b>3%</b>	<b>\$ 00</b>	<b>0</b>	
<b>Roadway Safety</b>											
	RS-2017-RS-17-01	\$ 00	0%	\$10,318.87	1%		\$3,177.00	0%	\$7,141.87	27	
	<b>Roadway Safety Total</b>	<b>\$ 00</b>	<b>0%</b>	<b>\$10,318.87</b>	<b>1%</b>		<b>\$3,177.00</b>	<b>0%</b>	<b>\$7,141.87</b>	<b>27</b>	
<b>Speed Enforcement</b>											
	SE-2017-SE-17-01	\$ 00	0%	\$7,555.00	0%		\$509.00	0%	\$7,046.00	166	
	<b>Speed Enforcement Total</b>	<b>\$ 00</b>	<b>0%</b>	<b>\$7,555.00</b>	<b>0%</b>		<b>\$509.00</b>	<b>0%</b>	<b>\$7,046.00</b>	<b>166</b>	
<b>Paid Advertising</b>											
	PM-2017-PM-17-01	\$ 00	0%	\$5,723.75	0%		\$2,898.75	0%	\$2,825.00	12	
	<b>NHTSA 402 Total</b>	<b>\$ 00</b>	<b>0%</b>	<b>\$5,723.75</b>	<b>0%</b>		<b>\$2,898.75</b>	<b>0%</b>	<b>\$2,825.00</b>	<b>12</b>	
	<b>MAP 21 405b OP High</b>	<b>\$ 00</b>	<b>0%</b>	<b>\$540,718.35</b>	<b>35%</b>	<b>100%</b>	<b>\$455,532.69</b>	<b>41%</b>	<b>\$85,185.66</b>	<b>2</b>	<b>\$ 00</b>
<b>405b OP High</b>											
	MX-2017-MX-17-01	\$ 00	0%	\$31,515.60	2%		\$31,515.60	3%	\$ 00	0	
	<b>405b OP High Total</b>	<b>\$ 00</b>	<b>0%</b>	<b>\$31,515.60</b>	<b>2%</b>		<b>\$31,515.60</b>	<b>3%</b>	<b>\$ 00</b>	<b>0</b>	
	<b>MAP 21 405b OP High Total</b>	<b>\$ 00</b>	<b>0%</b>	<b>\$31,515.60</b>	<b>2%</b>	<b>100%</b>	<b>\$31,515.60</b>	<b>3%</b>	<b>\$ 00</b>	<b>0</b>	<b>\$ 00</b>
<b>MAP 21 405c Data Program</b>											
	M3DA-2017-M3-17-01	\$ 00	0%	\$92,021.25	6%		\$92,021.25	8%	\$ 00	0	

U.S. Department of Transportation National Highway Traffic Safety Administration  
**Obligations vs Expenditures**

Page: 3

State: Mariana Islands

Latest posted documents  
HCS-20 YOU-12

2017-FINAL  
Posted: 12/13/2017

Report Date: 01/10/2018

Program Area	Project	Original Approved HSP	Percent of Agency Planned	Sum of Obligations	Percent of Agency Obligated	Percent Prior FY Funds	Sum of Expenditures	Percent Agency Expended	Unexpended Balance	Est. Months to Liquidate	Unobligated Balance
<b>FAST Act NHTSA 402</b>											
<b>405c Data Program Total</b>											
<b>MAP 21 405c Data Program Total</b>		\$ 00	0%	\$92,021.25	6%	100%	\$92,021.25	8%	\$ 00	0	\$ 00
<b>Planning and Administration</b>											
PA-2017-PA-17-01		\$164,000.00	9%	\$87,466.79	6%		\$66,730.64	6%	\$20,736.15	*	
<b>Planning and Administration Total</b>		\$164,000.00	9%	\$87,466.79	6%		\$66,730.64	6%	\$20,736.15	4	
<b>Alcohol</b>											
AL-2017-AL-17-02		\$115,000.00	7%	\$7,946.00	1%		\$ 00	0%	\$7,946.00	*	
AL-2017-AL-17-01		\$367,000.00	21%	\$112,998.00	7%		\$94,429.00	9%	\$18,169.00	*	
AL-2017-AL-17-03		\$12,000.00	1%	\$ 00	0%		\$ 00	0%	\$ 00	0	
<b>Alcohol Total</b>		\$494,000.00	28%	\$120,544.00	8%		\$94,429.00	9%	\$26,115.00	3	
<b>Emergency Medical Services</b>											
EM-2017-EM-17-01		\$75,000.00	4%	\$50,720.00	3%		\$11,064.75	1%	\$39,655.25	*	
<b>Emergency Medical Services Total</b>		\$75,000.00	4%	\$50,720.00	3%		\$11,064.75	1%	\$39,655.25	43	
<b>Motorcycle Safety</b>											
MC-2017-MC-17-01		\$64,000.00	4%	\$14,900.00	1%		\$771.00	0%	\$14,129.00	*	
<b>Motorcycle Safety Total</b>		\$64,000.00	4%	\$14,900.00	1%		\$771.00	0%	\$14,129.00	220	
<b>Occupant Protection</b>											
OP-2017-OP-17-02		\$65,000.00	4%	\$25,862.00	2%		\$18,283.00	2%	\$7,579.00	*	
OP-2017-OP-17-03		\$42,000.00	2%	\$12,100.00	1%		\$ 00	0%	\$12,100.00	*	
OP-2017-OP-17-01		\$231,000.00	13%	\$121,946.00	8%		\$119,532.00	11%	\$2,414.00	*	
<b>Occupant Protection Total</b>		\$338,000.00	19%	\$159,908.00	10%		\$137,815.00	12%	\$22,093.00	2	
<b>Pedestrian/Bicycle Safety</b>											
PS-2017-PS-17-01		\$54,000.00	3%	\$11,500.00	1%		\$2,298.90	0%	\$9,201.10	*	

State: Mariana Islands  
Latest posted documents

U.S. Department of Transportation National Highway Traffic Safety Administration  
**Obligations vs Expenditures**  
2017-FINAL  
Posted: 12/13/2017

Report Date: 01/10/2018



HCS-20 VOU-12

Program Area	Project	Original Approved HSP	Percent of Agency Planned	Sum of Obligations	Percent of Agency Obligated	Percent Prior FY Funds	Sum of Expenditures	Percent Agency Expended	Unexpended Balance	Est. Months to Liquidate	Unobligated Balance
<b>Pedestrian/Bicycle Safety Total</b>											
		\$54,000.00	3%	\$11,500.00	1%		\$2,298.90	0%	\$9,201.10	48	
<b>Police Traffic Services</b>											
	PT-2017-PT-17-01	\$279,000.00	16%	\$171,005.00	11%		\$82,365.00	7%	\$88,640.00	*	
	PT-2017-PT-17-02	\$92,000.00	5%	\$15,646.00	1%		\$0.00	0%	\$15,646.00	*	
	PT-2017-PT-17-03	\$37,000.00	2%	\$4,800.00	0%		\$3,000.00	0%	\$1,800.00	*	
	<b>Police Traffic Services Total</b>	<b>\$408,000.00</b>	<b>23%</b>	<b>\$191,451.00</b>	<b>12%</b>		<b>\$85,365.00</b>	<b>8%</b>	<b>\$106,086.00</b>	<b>15</b>	
<b>Traffic Records</b>											
	TR-2017-TR-17-01	\$55,000.00	3%	\$19,536.00	1%		\$7,485.52	1%	\$12,050.48	*	
	<b>Traffic Records Total</b>	<b>\$55,000.00</b>	<b>3%</b>	<b>\$19,536.00</b>	<b>1%</b>		<b>\$7,485.52</b>	<b>1%</b>	<b>\$12,050.48</b>	<b>19</b>	
<b>Roadway Safety</b>											
	RS-2017-RS-17-01	\$22,000.00	1%	\$0.00	0%		\$0.00	0%	\$0.00	0	
	<b>Roadway Safety Total</b>	<b>\$22,000.00</b>	<b>1%</b>	<b>\$0.00</b>	<b>0%</b>		<b>\$0.00</b>	<b>0%</b>	<b>\$0.00</b>	<b>0</b>	
<b>Speed Enforcement</b>											
	SE-2017-SE-17-01	\$60,000.00	3%	\$3,006.00	0%		\$0.00	0%	\$3,006.00	*	
	<b>Speed Enforcement Total</b>	<b>\$60,000.00</b>	<b>3%</b>	<b>\$3,006.00</b>	<b>0%</b>		<b>\$0.00</b>	<b>0%</b>	<b>\$3,006.00</b>	<b>*</b>	
<b>Paid Advertising</b>											
	PM-2017-PM-17-01	\$23,000.00	1%	\$13,866.64	1%		\$3,078.25	0%	\$10,788.39	*	
	<b>Paid Advertising Total</b>	<b>\$23,000.00</b>	<b>1%</b>	<b>\$13,866.64</b>	<b>1%</b>		<b>\$3,078.25</b>	<b>0%</b>	<b>\$10,788.39</b>	<b>42</b>	
<b>FAST Act NHTSA 402 Total</b>											
		\$1,757,000.00	100%	\$672,898.43	44%	0%	\$409,038.06	37%	\$263,860.37	8	\$0.00
<b>FAST Act 405b OP High</b>											
<b>405b OP High</b>											
	M1X-2017-40-5B-02	\$0.00	0%	\$36,647.00	2%		\$11,617.00	1%	\$25,030.00	*	
	M1X-2017-00-00-00	\$0.00	0%	\$57,298.31	4%		\$35,330.40	3%	\$21,967.91	*	
	<b>405b OP High Total</b>	<b>\$0.00</b>	<b>0%</b>	<b>\$93,945.31</b>	<b>6%</b>		<b>\$46,947.40</b>	<b>4%</b>	<b>\$46,997.91</b>	<b>12</b>	

State: Mariana Islands

U.S. Department of Transportation National Highway Traffic Safety Administration

Obligations vs Expenditures

2017-FINAL

Posted: 12/13/2017

Page: 5  
Report Date: 01/10/2018

Latest posted documents  
HCS-20 VOU-12

Program Area	Project	Original Approved HSP	Percent of Agency Planned	Sum of Obligations	Percent of Agency Obligated	Percent Prior FY Funds	Sum of Expenditures	Percent Agency Expended	Unexpended Balance	Est. Months to Liquidate	Unobligated Balance
<b>FAST Act 405b OP High Total</b>											
<b>FAST Act 405c Data Program</b>											
<b>405c Data Program</b>											
M3DA-2017-00-00-00											
405c Data Program Total		\$ .00	0%	\$102,909.20	7%		\$72,863.75	7%	\$30,045.45	*	
FAST Act 405c Data Program Total		\$ .00	0%	\$102,909.20	7%	0%	\$72,863.75	7%	\$30,045.45	5	\$ .00
NHTSA Total		\$1,757,000.00	100%	\$1,534,008.14	100%		\$1,107,918.75	100%	\$426,089.39	5	
Total		\$1,757,000.00	100%	\$1,534,008.14	100%		\$1,107,918.75	100%	\$426,089.39	5	

\* Indicates programs that have no expenditures within 12 months before the date of this report - estimated months to liquidate cannot be calculated.