



Ohio

ANNUAL EVALUATION

Report FFY 2023

Contents

Mission Statement	2
Overview.....	2
Highway Safety Office Program.....	2
Annual Report Planning Process	5
Evidence-Based Traffic Enforcement Plan	5
FFY2023 Performance Targets	10
Crash Data	12
Communications (Media).....	25
Community Traffic Safety Program.....	37
Distracted Driving	43
Driver Education and Behavior	45
Impaired Driving (Drug and Alcohol).....	51
Motorcycle Safety	64
Non-Motorized (Pedestrians).....	65
Occupant Protection (Adult and Child Passenger Safety)	66
Planning & Administration.....	69
Police Traffic Services	74
Roadway Safety / Traffic Engineering.....	85
Speed Management	86
Traffic Records	88
Youthful Driver Safety Program	92
Appendix A – Financial Summary.....	96
Appendix B – Goal Status Updates	101
Appendix C – Enforcement Statistics.....	110
Appendix D – Crash Data	118

Mission Statement

The Ohio Traffic Safety Office mission is to save lives and reduce injuries on Ohio's roads through leadership and partnering efforts with others interested in traffic safety, utilizing the most innovative and efficient methods possible of managing state and federal resources.

Overview

The Federal Highway Safety Act of 1966 directed the U.S. Department of Transportation to administer various highway safety programs. This grant program provides federal funds administered through the Ohio Department of Public Safety (ODPS) / Ohio Traffic Safety Office (OTSO) to eligible entities to be used for such projects as traffic safety education, enforcement and engineering. Funds are to be used for highway safety support based on problem identification, with the intent of reducing overall fatal and injury crashes. This program operates on a reimbursement basis.

Highway Safety Office Program

Housed under the Ohio Department of Public Safety (ODPS), the Ohio Traffic Safety Office (OTSO) administers Section 402 State and Community grants, Section 405 National Priority Safety Program grants, related National Highway Traffic Safety Administration (NHTSA) awards and initiatives and contracts for traffic safety activities.

Ohio uses a regional approach. The state is divided into districts and a planner is assigned to manage most agreements within each district. The regional strategy reinforces national goals by focusing programmatic staff on lowering fatal crashes within their assigned region. It also encourages staff to build relationships with a broad array of traffic safety advocates who have interest in a geographic area of the state and allows staff to identify potential partners who are not involved in the planning and implementation of traffic safety initiatives. A regional strategy reduces the number of planning staff assigned to a sub-recipient agency, which allows for consistency within regions and across the state. In addition, it broadens each staff member's knowledge of all program areas.

The OTSO is divided into two sections, State Programs and Federal Programs with the OTSO Director overseeing both sections.

Federal Programs

The Federal Programs staff consists of the OTSO Federal Administrator, two Program Administrators, Regional Programs Manager / Law Enforcement Liaison (LEL) Coordinator, Program Administrator 2, Administrative Professional 3, three Planners, Administrative Professional 2, Social Sciences Research Specialist, and a Public Information Officer (PIO).

The Administrative Professional 3 provides support for the entire office, assists with national campaigns, planning assessments, and other projects as needed throughout the year and reports to the OTSO Director. The PIO will oversee OTSO messaging. The Social Sciences Research Specialist will research traffic safety topics and assist with the statewide seat belt survey. These positions report to the OTSO Assistant Director.

Planning and Administration Section

The Administrative Professional 2 and one Program Administrator are responsible for the financial activity on each grant. These positions report to the Program Administrator 2. The Program Administrator 2 also assists with national campaigns, planning assessments, and other projects as needed.

Program Management Section

Planners are assigned grants based on districts. The Planner is responsible for overseeing the programmatic activity on each grant. These positions report to the Regional Programs Manager/LEL Coordinator. The Regional Programs Manager/LEL Coordinator also oversees the Law Enforcement Liaison (LEL) and the Traffic Safety Resource Prosecutor (TSRP) program.

One Program Administrator manages the web-based grants management system, the Grant Solicitation package and assists the OTSO Federal Administrator with the Highway Safety Plan (HSP) and Annual Evaluation Report (AER). This position reports to the OTSO Federal Administrator. The OTSO Federal Administrator also oversees both the Planning and Administration and Program Management sections.

State Programs

The State Programs staff consists of the OTSO State Administrator, Administrative Officer 1, Administrative Officer 2, Program Administrator 1, two Administrative Professional 2s, two regional field staff representatives, one CDL field staff representative, and one educational consultant.

Ignition Interlock

The Administrative Officer 1 oversees the Ignition Interlock program. This program covers the licensing of Ignition Interlock devices and installation centers. A contractor is responsible for the inspection of the installation centers and is federally funded. These positions report to the OTSO State Administrator.

Driver Training

The Driver Training Program office regulates driver education and training programs. One of the Administrative Professionals provides support to the entire office and is responsible for reviewing enterprise applications. The second Administrative Professional is the compliance officer and provides follow up and support with program reviews. The program administrator 1 is responsible for the education operations of the office. Two regional field staff provide support, resources, and program review compliance of the driver education and training programs based on north and south of the state. The CDL field representative provides support, resources, and program review compliance of the CDL driver training schools across the state. The educational consultant provides support with review of curriculums, online proposals, and all trainings. These positions report to the Administrative Officer 2. The Administrative Officer 2 also manages the programmatic and administrative operations of the office.

The OTSO State Administrator oversees the Ignition Interlock, Driver Training, and any additional state programs housed in OTSO.

The FFY2023 competitive grant process solicited grant proposals for highway safety activities from state agencies, non-profit organizations, colleges, universities, hospitals, political subdivisions and other interested groups within Ohio counties and jurisdictions (based upon the number of fatal crashes). OTSO used a targeted approach to ensure a statewide effort that satisfied state

highway safety goals and that a minimum of 40 percent of federal funds were allocated to local jurisdictions.

This Annual Evaluation Report summarizes activities that occurred between October 1, 2022 and September 30, 2023. Activities listed in this report, that can be directly tied to a specific county, reached 88.71 percent of Ohio's population (approximately 10.5 million people). Several grants operate on a statewide basis and potentially reached the entire state, for 100 percent reach.

Annual Report Planning Process

Activity	Time Frame
Review sub-recipient progress and monitoring reports during the year to identify significant highlights or accomplishments for inclusion in the Annual Evaluation Report (AER).	October - September
Ensure all sub-recipient final expenditure reports and annual reports are submitted by November 1 st and finalized (approved) by December 15 th .	October – December 15 th
Analyze and assemble data for the AER. Data to include, but not limited to: <ul style="list-style-type: none"> Highway Safety Plan (HSP) performance measures <ul style="list-style-type: none"> Goal, Results, and met/not met details Crash data Objectives Project results (activity and financial) Mobilization results (activity and financial) Paid Media results (activity and financial) 	October – December 15 th
AER first draft	Mid-December
Final Financial Obligation Closeout (voucher)	Mid-December
Finalize AER	By January 29 th
Submit final AER to NHTSA Regional Office	By January 29 th

Evidence-Based Traffic Enforcement Plan

Ohio conducted an in-depth analysis of traffic crash data to identify and prioritize the state's traffic safety problems and to target fatal crash locations for programming. This analysis was used to develop Ohio's Evidence-Based Traffic Enforcement Plan. Once the problems and locations were determined, *The Countermeasures That Work: A Highway Safety Countermeasure Guide for State Highway Safety Offices* was reviewed to determine the most effective evidence-based programming to address Ohio's problems.

Analysis of crash data in areas of highest risk:

For FFY2023, an in-depth analysis of traffic crash data was conducted to not only identify and prioritize the state's traffic safety problems, but to target fatal crash locations for traffic safety programming. The traffic crash data used for this analysis was from Fatality Analysis Reporting System (FARS) calendar years 2017, 2018, 2019 and 2020 and the Ohio Department of Public Safety (ODPS) crash data calendar years 2017, 2018, 2019, 2020 and 2021.

Deployment of resources based upon that analysis:

Safe Communities

- Maximum amounts for each county were set based on the average number of fatal crashes for 2019, 2020 and 2021. New programs had to have a minimum of a three-year average of 6.78 fatal crashes to be eligible for funding.
- Based on a county's three-year fatal crash average, a grant proposal must specify strategies in specific safety program areas for FFY2023.

- Programs with a three-year fatal crash average between 0.00 and 11.35 may conduct strategies focusing on a maximum of five specific traffic safety areas.
- Programs with a three-year fatal crash average between 11.36 and 22.70 may conduct strategies focusing on a maximum of six specific traffic safety areas.
- Programs with a three-year fatal crash average of 22.71 and higher may conduct strategies focusing on a maximum of seven specific traffic safety areas.
- These five specific traffic safety program areas must be addressed:
 - Impaired Driving / Drugged Driving
 - Seat Belt Usage / “Click It or Ticket” initiatives
 - Distracted Driving
 - Motorcycle Awareness
 - Youthful Driver (15 ½ - 24)

If additional program area(s) are submitted in the proposal for consideration, the program area(s) must be justified by local fatal crash problem identification.

See Project Number SA-2023-00-00-01 under Community Traffic Safety Program on page 37 for project results.

OVI Task Force

- To qualify for FFY2023 OVI Task Force grant funding, an OVI Task Force agency must be in the top alcohol-related fatal crash counties. The top alcohol-related fatal crash counties must have an average of at least 6.0 alcohol-related motor vehicle related fatal crashes during 2019, 2020 and 2021 (total of 18 or more alcohol-related fatal crashes during these three years).
 - When an existing OVI Task Force no longer meets the above requirements, they will be eligible for one more year at the existing funding level. The following year will be at 75 percent of that funding level and the following year at 50 percent.
- Each task force must:
 - Enlist a diverse task force membership
 - Conduct, at a minimum, 16 sobriety checkpoints in areas and time prioritized by the problem ID process - two are required during Drive Sober or Get Pulled Over (DSOGPO)
 - Ensure alcohol-related overtime enforcement activity is conducted in the areas and time periods of alcohol-related problems identified through a site selection process.
 - Hold a minimum of three press conference events (one during DSOGPO)

See Project Number M6OT-2023-00-00-06 under Impaired Driving (Drug and Alcohol) on page 55 for project results.

Impaired Driving Enforcement Program (IDEP) / Selective Traffic Enforcement Program (STEP)

- Grants are awarded to law enforcement agencies whose jurisdictions experienced an average of 2.0 or more fatal crashes over the three-year period of 2019, 2020 and 2021.
- Each agency must conduct impaired driving enforcement activity to impact their fatal crashes.

- Highly visible enforcement activities are conducted at strategic times throughout the year consistent with the NHTSA Communications Calendar.
- In addition to the required Blitzes and National Campaign, overtime enforcement based on local fatal/serious injury crash problem identification is eligible for funding.

See Project Number 164AL-2023-00-00-01 under Impaired Driving (Drug and Alcohol) on page 51 and Project Number PT-2023-00-00-02 under Police Traffic Services on page 75 for project results.

Summer Holiday Enforcement Program (SHEP)

- Grants are awarded to law enforcement agencies whose jurisdictions do not have an IDEP/STEP grant and experienced an average of 1.67 or more fatal crashes over the three-year period of 2019, 2020, and 2021.
- Each agency must conduct impaired driving enforcement activity to impact their fatal crashes.
- Highly visible enforcement activities are conducted at strategic times throughout the year consistent with the NHTSA Communications Calendar.

See Project Number PT-2023-00-00-03 under Police Traffic Services on page 80 for project results.

Ohio State Highway Patrol High Visibility Enforcement Periods

- Distracted Driving Enforcement
 - Conduct high visibility distracted driving enforcement in locations and at times that will have the greatest impact in reducing distracted driving fatal crashes.
 - Enforcement must be conducted during National Distracted Driving Month and throughout the year based on local problem identification.

See Project Number DD-2023-00-00-01 under Distracted Driving on page 43 for project results.

- Drugged Driving Enforcement
 - Conduct high visibility drugged driving enforcement in locations and at times that will have the greatest impact in reducing drugged driving fatal crashes.
 - Enforcement must be conducted throughout the year based on local problem identification.

See Project Number M6OT-2023-00-00-07 under Impaired Driving (Drug and Alcohol) on page 57 for project results.

- Impaired Driving Enforcement
 - Conduct high visibility impaired driving enforcement in locations and at times that will have the greatest impact in reducing impaired driving fatal crashes.

- Enforcement must be conducted during the mandatory blitz periods and throughout the year based on local problem identification.

See Project Number M6OT-2023-00-00-05 under Impaired Driving (Drug and Alcohol) on page 54 for project results.

- Seat Belt Enforcement
 - Conduct high visibility seat belt enforcement in locations and at times that will have the greatest impact in reducing unrestrained fatal crashes.
 - Enforcement must be conducted during November Click It or Ticket and during the spring Click It or Ticket.

See Project Number M2X-2023-00-00-05 under Occupant Protection (Adult and Child Passenger Safety) on page 66 for project results.

- Speed Enforcement
 - Conduct high visibility speed enforcement in locations and at times that will have the greatest impact in reducing fatal crashes with an emphasis on speed.
 - Enforcement must be conducted throughout the year based on local problem identification.

See Project Number SE-2023-00-00-01 under Speed Management on page 86 for project results.

General Grants

- General traffic safety grant proposals must demonstrate cost effectiveness, measurable results, and the potential to positively impact the traffic-related goals at both the state and local levels.

National Mobilizations

Ohio continued to implement and expand the national impaired driving mobilization efforts in FFY2023. Following the national model, campaign components included earned media (education and outreach), paid media, high visibility law enforcement and evaluation.

Paid Media

Paid media is a big component of Ohio's communication and outreach strategies to:

- Inform the public of the dangers of impaired driving (drugged and alcohol impaired)
- Inform the public of the dangers of distracted driving
- Inform the public of the dangers of speeding
- Encourage the public to buckle up
- Encourage motorcyclists to ride "SMART" (Sober, Motorcycle endorsed, Alert, with the Right gear, and properly Trained)
- Encourage motorists to share the road: "Watch Out for Motorcycles"

For paid media see the following Paid Media projects under Communications (Media) on pages 25 – 36.

M6OT-2023-00-00-01	M9MA-2023-00-00-01
M6OT-2023-00-00-02	M11MA-2023-00-00-01
M6OT-2023-00-00-03	PM-2023-00-00-02
M2X-2023-00-00-01	PM-2023-00-00-03
M2X-2023-00-00-02	PM-2023-00-00-04
M2X-2023-00-00-03	PM-2023-00-00-05
PM-2023-00-00-01	PM-2023-00-00-06

Effectiveness Monitoring

During the grant year, all sub-recipients are required to attend scheduled OTSO/Sub-recipient meetings. At each meeting, sub-recipients recap previous blitzes/national campaigns, upcoming blitzes/national campaigns, current crash trends, enforcement activities, educational activities and other timely traffic related information specific to the district. Sub-recipients coordinate activities and plan locations based on local data and current data shared at these meetings to ensure all activities are highly visible and are based on problem identification. Strategies are adjusted as needed throughout the year based on current data.

In addition to coordination within each district, activity has been coordinated between districts as well. OSHP staff has been encouraged to reach into other districts to coordinate enforcement activity on routes that cross multiple districts.

Task Force sub-recipients plan the checkpoints and saturation patrols; IDEP/STEP and SHEP sub-recipients plan their overtime enforcement for either impaired driving enforcement or speed/belts/aggressive; the OSHP plans their checkpoint, saturation, speed, seat belt, distracted, drugged overtime and Safe Communities can coordinate the educational/outreach or “softer side” approach. All of this planning is based on current trends that are happening in the district.

FFY2023 Performance Targets

PERFORMANCE MEASURE	TARGET PERIOD	TARGET YEAR(S)	TARGET VALUE FFY23 HSP	DATA SOURCE/ FFY23 PROGRESS RESULTS	ON TRACK TO MEET FFY23 TARGET Y/N
C-1) Total Traffic Fatalities	5-year	2019-2023	1,150	2018-2022 FARS/STATE 1,216	No
C-2) Serious Injuries in Traffic Crashes	5-year	2019-2023	7,496	2018-2022 STATE 7,550	No
C-3a) Fatalities/VMT	5-year	2019-2023	1.04	2017-2021 FARS/STATE 1.20	No
C-3b) Rural Fatalities/VMT	5-year	2019-2023	1.378	2017-2021 FARS/STATE 1.53	No
C-3c) Urban Fatalities/VMT	5-year	2019-2023	0.826	2017-2021 FARS/STATE 1.04	No
C-4) Unrestrained Passenger Vehicle Occupant Fatalities, All Seat Positions	5-year	2019-2023	370	2018-2022 FARS/STATE 393	No
C-5) Alcohol-Impaired Driving Fatalities	5-year	2019-2023	339	2018-2022 FARS/STATE 424	No
C-6) Speeding-Related Fatalities	5-year	2019-2023	315	2018-2022 FARS/STATE 338	No
C-7) Motorcyclist Fatalities	5-year	2019-2023	173	2018-2022 FARS 192	No
C-8) Un-helmeted Motorcyclist Fatalities	5-year	2019-2023	119	2018-2022 FARS/STATE 131	No
C-9) Drivers Age 20 or Younger Involved in Fatal Crashes	5-year	2019-2023	132	2018-2022 FARS/STATE 137	No
C-10) Pedestrian Fatalities	5-year	2019-2023	143	2018-2022 FARS 150	No
C-11) Bicyclist Fatalities	5-year	2019-2023	21	2018-2022 FARS/STATE 21	Yes
B-1) Observed Seat Belt Use for Passenger Vehicles, Front Seat Outboard Occupants (State Survey)	Annual	2023	85.0	NHTSA Certified State Survey 84.8%	No
O-1) Distracted Driving Fatal Crashes	5-year	2019-2023	40	2018-2022 STATE 38	Yes
O-2) Distracted Driving Serious Injury Crashes	5-year	2019-2023	334	2018-2022 STATE 318	Yes
O-3) Drugged Driving Fatal Crashes	5-year	2019-2023	323	2018-2022 STATE 392	No
O-4) Drugged Driving Serious Injury Crashes	5-year	2019-2023	403	2018-2022 STATE 364	Yes

*Rates not finalized

ACTIVITY PERFORMANCE MEASURES		2019	2020	2021	2022	2023
A-1	Number of seat belt citations (Ohio GRANTS)	38,559	10,263	11,373	11,330	12,055
A-2	Number of impaired driving arrests (Ohio GRANTS)	7,081	1,504	1,792	1,424	1,735
A-3	Number of speeding citations issued (Ohio GRANTS)	138,343	34,114	40,690	42,887	48,808

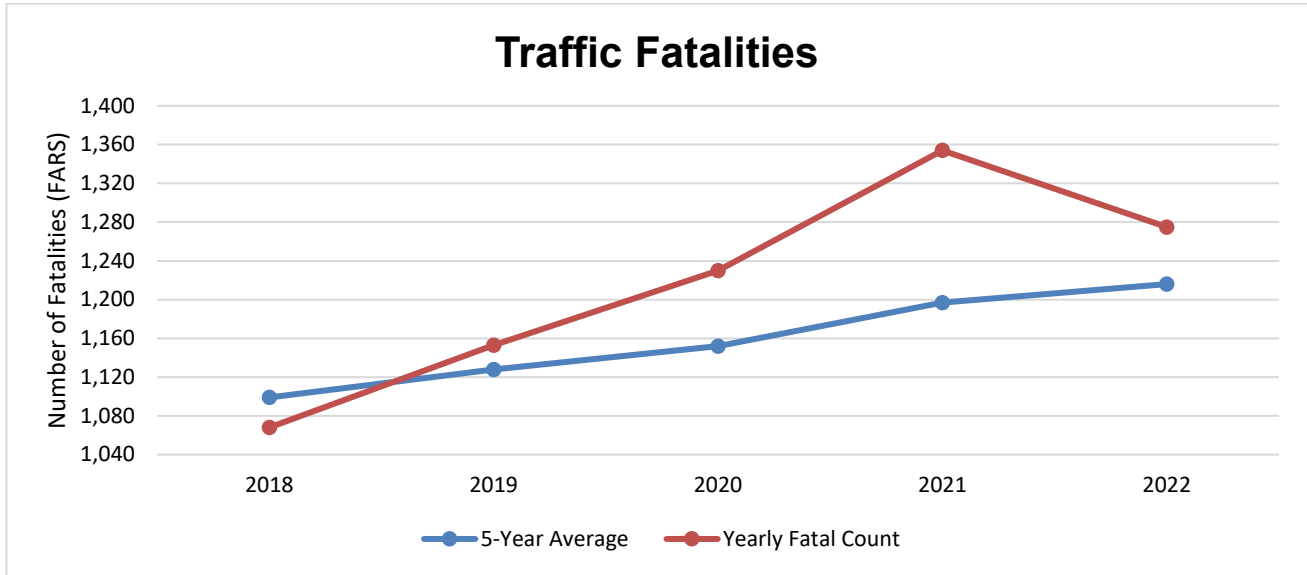
OHIO VEHICLE MILES OF TRAVEL	
2018	112,860,387,100 (Ohio Department of Transportation)
2019	114,694,000,000 (Ohio Department of Transportation)
2020	102,833,000,000 (Ohio Department of Transportation)
2021	113,170,100,550 (Ohio Department of Transportation)
2022	110,664,904,800 (Ohio Department of Transportation)

See Appendix B for goal status updates.

Crash Data

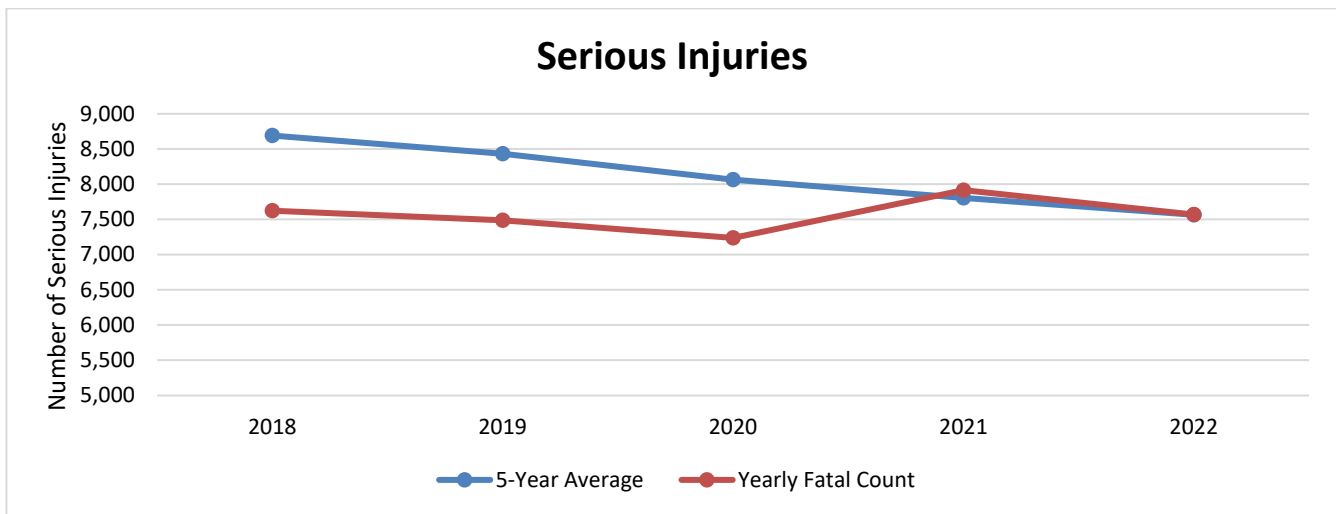
Fatality / Serious Injury

Using preliminary 2022 data, the number of traffic fatalities has increased 19.38 percent over the five-year period (2018 - 2022). The five-year average has increased 10.65 percent since the 2014 – 2018 average.



Traffic Fatalities	5-Year Average	Yearly Fatal Count
2018	1,099	1,068
2019	1,128	1,153
2020	1,152	1,230
2021	1,197	1,354
2022	1,216	1,275

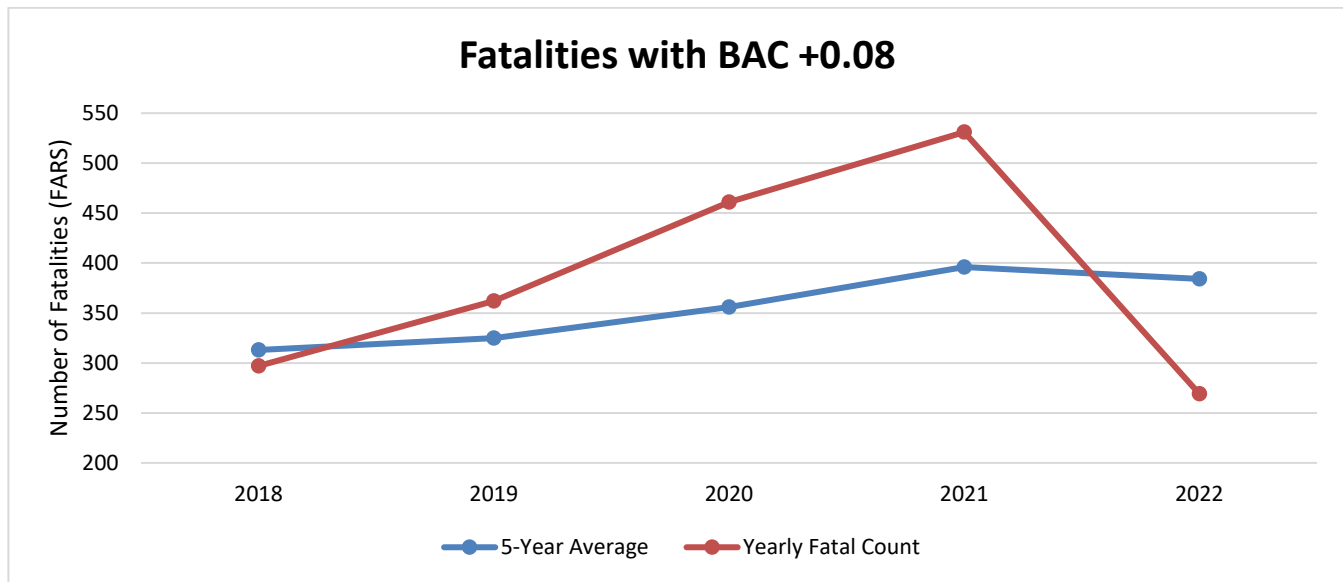
The number of serious injuries has decreased 0.68 percent over the five-year period (2018 - 2022). The five-year moving average has decreased 12.94 percent since the 2018 - 2022 average.



Serious Injuries	5-Year Average	Yearly Serious Injury Count
2018	8,691	7,622
2019	8,432	7,486
2020	8,064	7,238
2021	7,806	7,916
2022	7,566	7,570

Impaired Driving Fatalities

Using preliminary 2022 data, the number of fatalities in crashes involving a driver or motorcycle operator with a blood alcohol concentration of .08 g/dL or higher has decreased 9.43 percent over the five-year period (2018 - 2022). The five-year moving average has increased 22.68 percent since the 2014 - 2018 average.

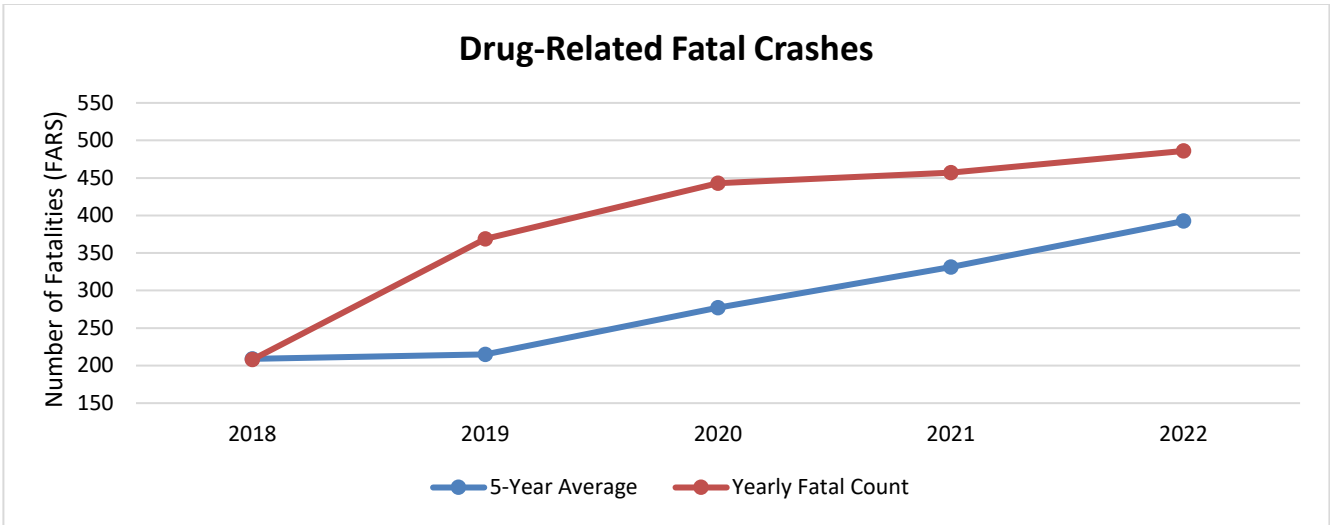


Fatalities with BAC +0.08	5-Year Average	Yearly Fatal Count
2018	313	297
2019	325	362
2020	356	461
2021	396	531
2022	384	269*

*State data was used for the yearly fatal count; this number will increase on FARS data is approved.

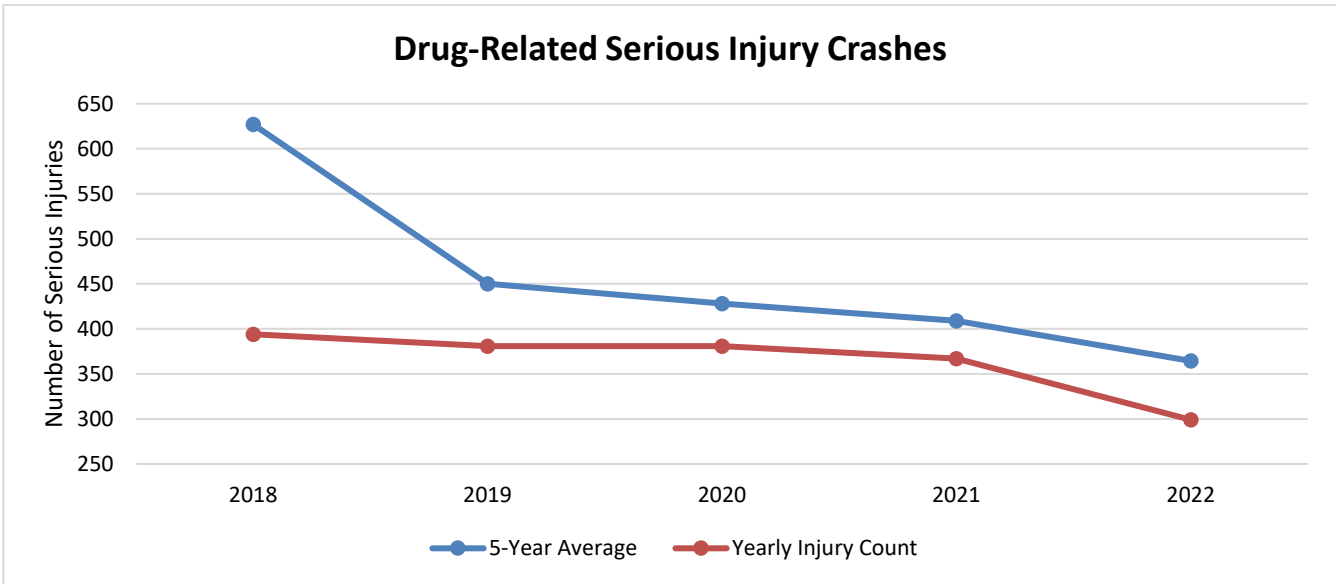
Crashes

The number of drugged driving fatal crashes has increased 133.65 percent over the five-year period (2018 - 2022). The five-year moving average has increased 87.85 percent since the 2014 - 2018 average.



Drugged Driving Fatal Crashes	5-Year Average	Yearly Fatal Count
2018	209	208
2019	215	369
2020	277	443
2021	331	457
2022	393	486

The number of drugged driving serious injury crashes has decreased 24.11 percent over the five-year period (2018 - 2022). The five-year moving average has decreased 41.88 percent since the 2014 - 2018 average.



Drugged Driving Serious Injury Crashes	5-Year Average	Yearly Serious Injury Count
2018	627	394
2019	450	381
2020	428	381
2021	409	367
2022	364	299

The percentage of Ohio’s fatal crashes that are alcohol related has increased 23.10 percent and the percentage of serious injury crashes has decreased 1.95 percent from 2018 to 2022.

ALCOHOL RELATED CRASHES						
Year	Fatal Crashes			Serious Injury Crashes		
	Total	Alcohol Related	Percent	Total	Alcohol Related	Percent
2018	996	266	26.71%	6,245	863	13.82%
2019	1,041	331	31.80%	5,982	875	14.63%
2020	1,154	384	33.28%	5,925	829	13.99%
2021	1,243	404	32.50%	6,405	895	13.97%
2022	1,180	388	32.88%	6,163	835	13.55%

The percentage of Ohio’s fatal crashes that are drug related has increased 97.27 percent and the percentage of serious injury crashes has decreased 23.13 percent from 2018 to 2022.

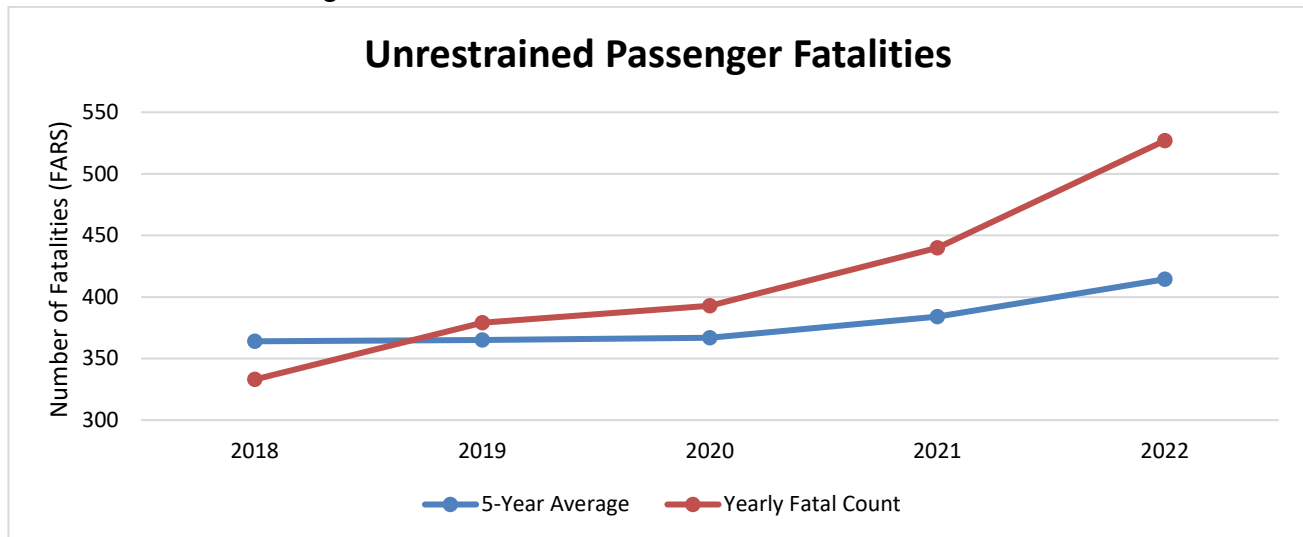
DRUG RELATED CRASHES						
Year	Fatal Crashes			Serious Injury Crashes		
	Total	Drug Related	Percent	Total	Drug Related	Percent
2018	996	208	20.88%	6,245	394	6.31%
2019	1,041	369	35.45%	5,982	381	6.37%
2020	1,154	443	38.39%	5,925	381	6.43%
2021	1,243	457	36.77%	6,405	367	5.73%
2022	1,180	486	41.19%	6,163	299	4.85%

Occupant Protection

Fatalities

In 2022, Ohio reached an 80.8 percent observed seat belt use rate – a 3.3 percent decrease from 84.1 percent in 2021. The 2023 observed seat belt rate is 84.8, higher than the 2022 and 2021 surveys.

Using preliminary 2022 data, the number of unrestrained fatalities has increased 58.26 percent over the five-year period (2018 - 2022). The five-year average has increased 13.85 percent since the 2014 - 2018 average.



Unrestrained Fatalities	5-Year Average	Yearly Fatal Count
2018	364	333
2019	365	379
2020	367	393
2021	384	440
2022	414	527

Crashes

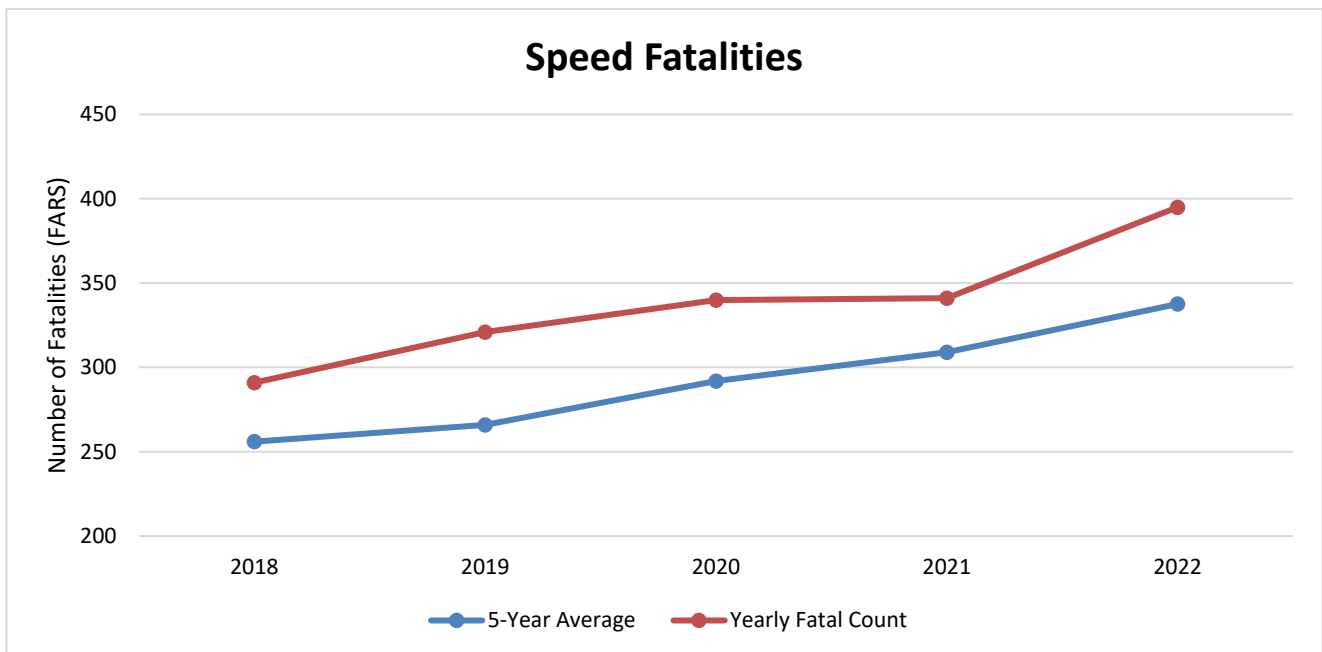
The percentage of Ohio’s fatal crashes that are unbelted related has increased 6.91 percent and the percentage of serious injury crashes has increased 20.77 percent from 2018 to 2022.

UNRESTRAINED CRASHES						
Year	Fatal Crashes			Serious Injury Crashes		
	Total	Unrestrained Related	Percent	Total	Unrestrained Related	Percent
2018	996	491	49.30%	6,245	1,897	30.38%
2019	1,041	551	52.93%	5,982	2,136	35.71%
2020	1,154	594	51.47%	5,925	2,254	38.04%
2021	1,243	654	52.61%	6,405	2,439	38.08%
2022	1,180	622	52.71%	6,163	2,261	36.69%

Speed

Fatalities

Using preliminary 2022 data, the number of speed related fatalities has increased 35.74 percent over the five-year period (2018 - 2022). The five-year average has increased 31.88 percent since the 2014 - 2018 average.



Speed Fatalities	5-Year Average	Yearly Fatal Count
2018	256	291
2019	266	321
2020	292	340
2021	309	341
2022	338	395

Crashes

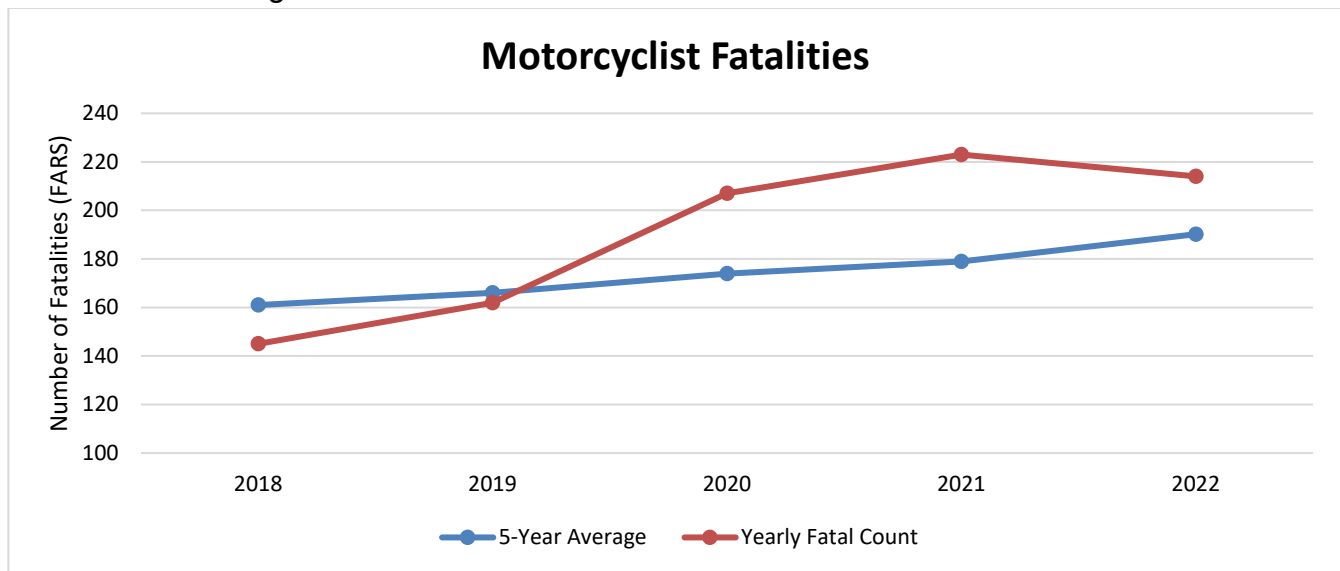
The percentage of Ohio’s fatal crashes that are speed related has increased 15.41 percent and the percentage of serious injury crashes has increased 4.36 percent from 2018 to 2022.

SPEED CRASHES						
Year	Fatal Crashes			Serious Injury Crashes		
	Total	Speed Related	Percent	Total	Speed Related	Percent
2018	996	305	30.62%	6,245	1,398	22.39%
2019	1,041	294	28.24%	5,982	1,367	22.85%
2020	1,154	337	29.20%	5,925	1,531	25.84%
2021	1,243	360	28.96%	6,405	1,550	24.20%
2022	1,180	352	29.83%	6,163	1,459	23.67%

Motorcycle Safety

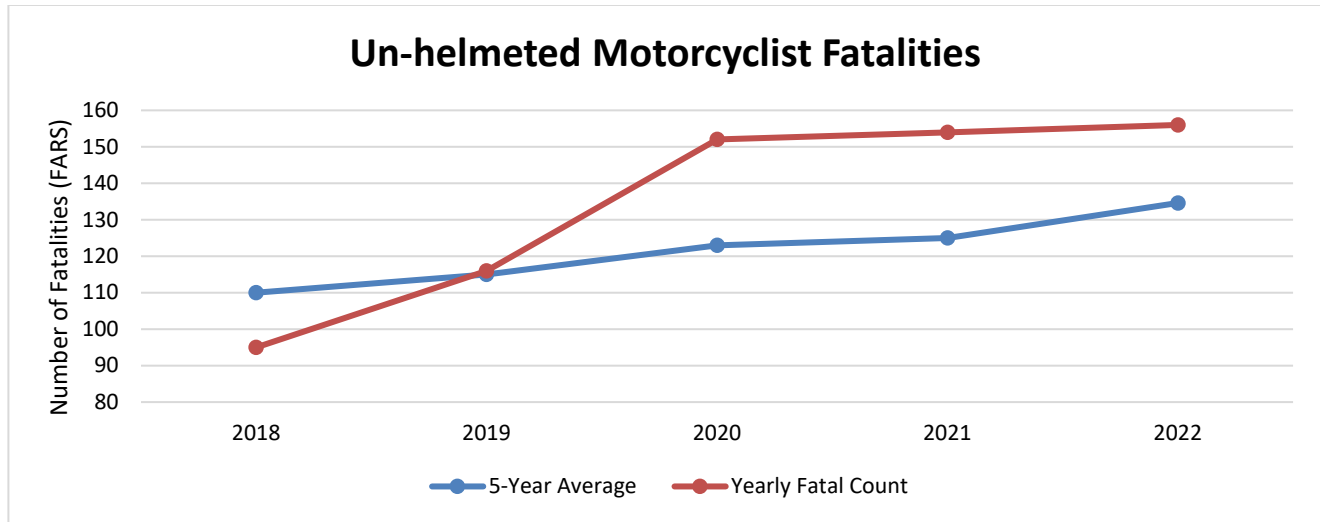
Fatalities

Using preliminary 2022 data, the number of motorcycle fatalities has increased 47.59 percent over the five-year period (2018 - 2022). The five-year average has increased 18.14 percent since the 2014 - 2018 average.



Motorcycle Fatalities	5-Year Average	Yearly Fatal Count
2018	161	145
2019	166	162
2020	174	207
2021	179	223
2022	190	214

Using preliminary 2022 data, the number of un-helmeted motorcycle fatalities has increased 64.21 percent over the five-year period (2018 - 2022). The five-year average has increased 22.36 percent since the 2014 – 2018 average.



Un-helmeted Motorcycle Fatalities	5-Year Average	Yearly Fatal Count
2018	110	95
2019	115	116
2020	123	152
2021	125	154
2022	135	156

Crashes

The percentage of Ohio’s fatal crashes that are motorcycle related has increased 24.19 percent and the percentage of serious injury crashes has increased 56.17 percent from 2018 to 2022.

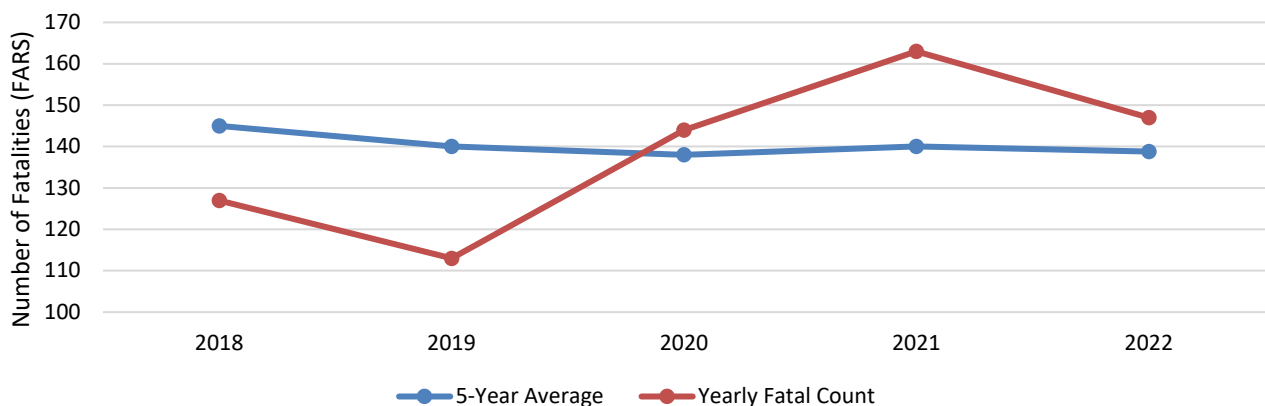
MOTORCYCLE CRASHES						
Year	Fatal Crashes			Serious Injury Crashes		
	Total	Motorcycle Related	Percent	Total	Motorcycle Related	Percent
2018	996	142	14.26%	6,245	714	11.43%
2019	1,041	156	14.99%	5,982	872	14.58%
2020	1,154	205	17.76%	5,925	1,085	18.31%
2021	1,243	215	17.30%	6,405	1,098	17.14%
2022	1,180	209	17.71%	6,163	1,100	17.85%

Youthful Driver

Fatalities

Using preliminary 2022 data, the number of young drivers (20 or younger) involved in fatal crashes has increased 15.75 percent over the five-year period (2018 - 2022). The five-year average has decreased 4.28 percent since the 2014 - 2018 average.

Drivers 20 or Younger in Fatal Crashes



Driver 20 and Younger	5-Year Average	Yearly Fatal Count
2018	145	127
2019	140	113
2020	138	144
2021	140	163
2022	139	147

Crashes

The percentage of Ohio's fatal crashes that are youthful driver related has decreased 0.49 percent and the percentage of serious injury crashes has decreased 8.45 percent from 2018 to 2022.

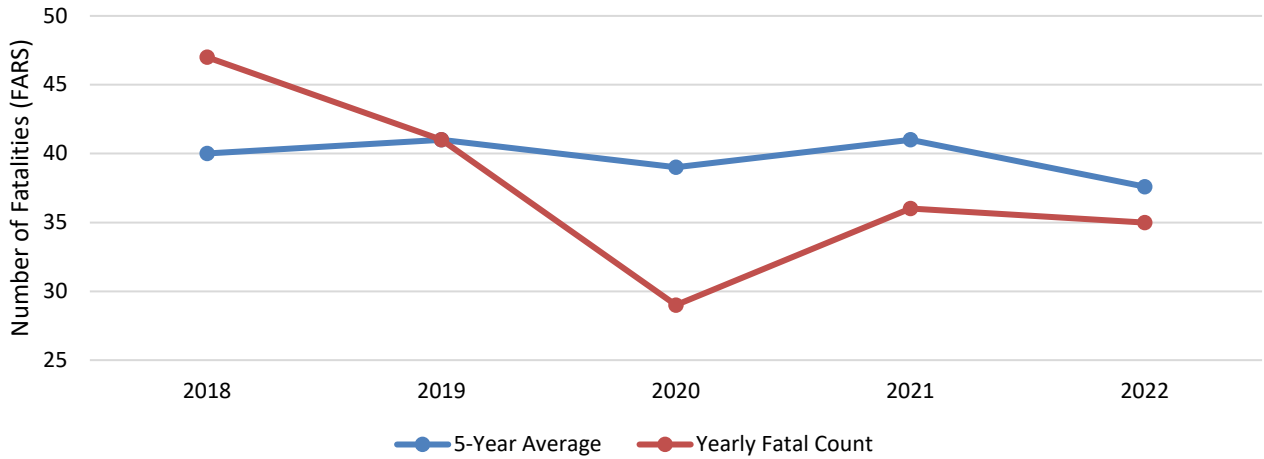
YOUTHFUL DRIVER CRASHES (15 ½ - 24)						
Year	Fatal Crashes			Serious Injury Crashes		
	Total	Youthful Driver Related	Percent	Total	Youthful Driver Related	Percent
2018	996	246	24.70%	6,245	1,877	30.06%
2019	1,041	234	22.48%	5,982	1,655	27.67%
2020	1,154	276	23.92%	5,925	1,709	28.84%
2021	1,243	295	23.73%	6,405	1,889	29.49%
2022	1,180	290	24.58%	6,163	1,696	27.52%

Distracted Driving

Crashes

The number of distracted driving fatal crashes has decreased 25.53 percent over the five-year period (2018 - 2022). The five-year average has decreased 6.00 percent since the 2014 – 2018 average.

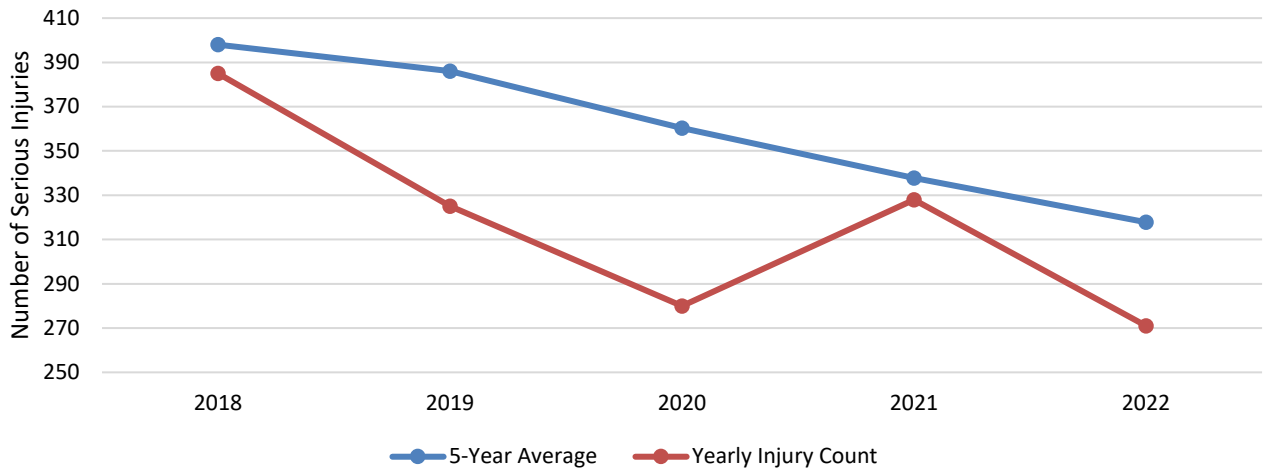
Distracted Driving Fatal Crashes



Distracted Driving Fatal Crashes	5-year average	Yearly Fatal Count
2018	40	47
2019	41	41
2020	39	29
2021	41	36
2022	38	35

The number of distracted driving serious injury crashes has decreased 29.61 percent over the five-year period (2018 - 2022). The five-year average has decreased 20.15 percent since the 2014 – 2018 average.

Distracted Driving Serious Injury Crashes



Distracted Driving Serious Injuries	5-year average	Yearly Serious Injury Count
2018	398	385
2019	386	325
2020	360	280
2021	338	328
2022	318	271

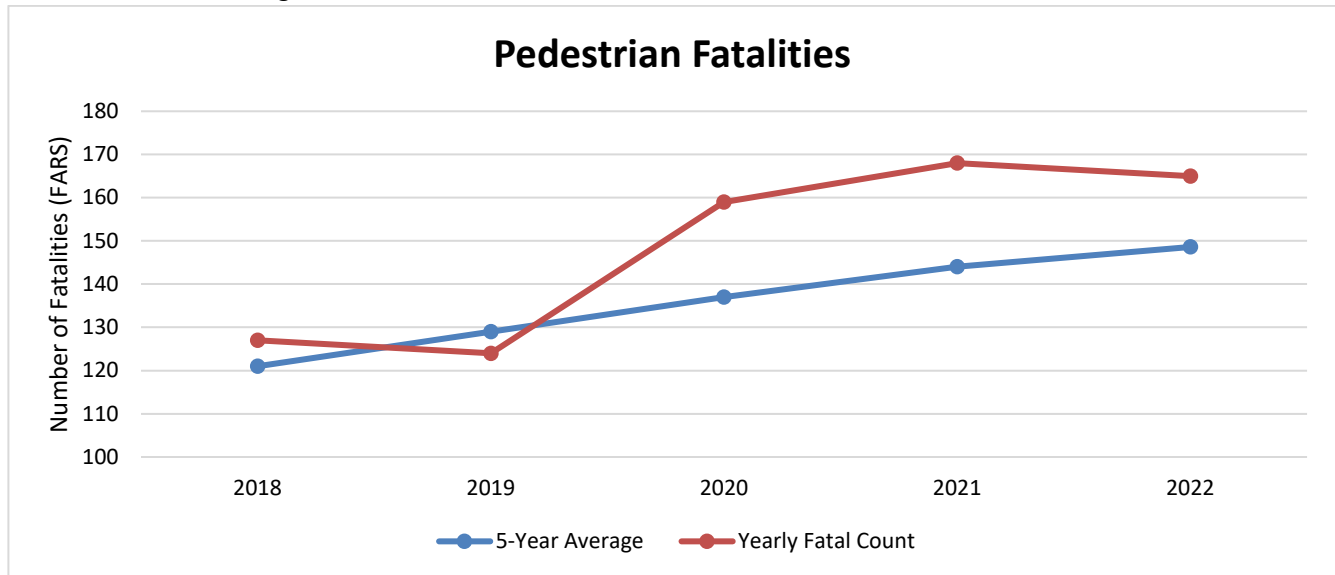
The percentage of Ohio’s fatal crashes that are distracted driver related has decreased 37.08 percent and the percentage of serious injury crashes has decreased 28.57 percent from 2018 to 2022.

DISTRACTED DRIVING CRASHES						
Year	Fatal Crashes			Serious Injury Crashes		
	Total	Distracted Related	Percent	Total	Distracted Related	Percent
2018	996	47	4.72%	6,245	385	6.16%
2019	1,041	41	3.94%	5,982	325	5.43%
2020	1,154	29	2.51%	5,925	280	4.73%
2021	1,243	36	2.90%	6,405	328	5.12%
2022	1,180	35	2.97%	6,163	271	4.40%

Pedestrian Safety

Fatalities

Using preliminary 2022 data, the number of pedestrian fatalities has increased 29.92 percent over the five-year period (2018 – 2022). The five-year average has increased 22.81 percent since the 2014 – 2018 average.



Pedestrian Fatalities	5-year average	Yearly Fatal Count
2018	121	127
2019	129	124
2020	137	159
2021	144	168
2022	149	165

Crashes

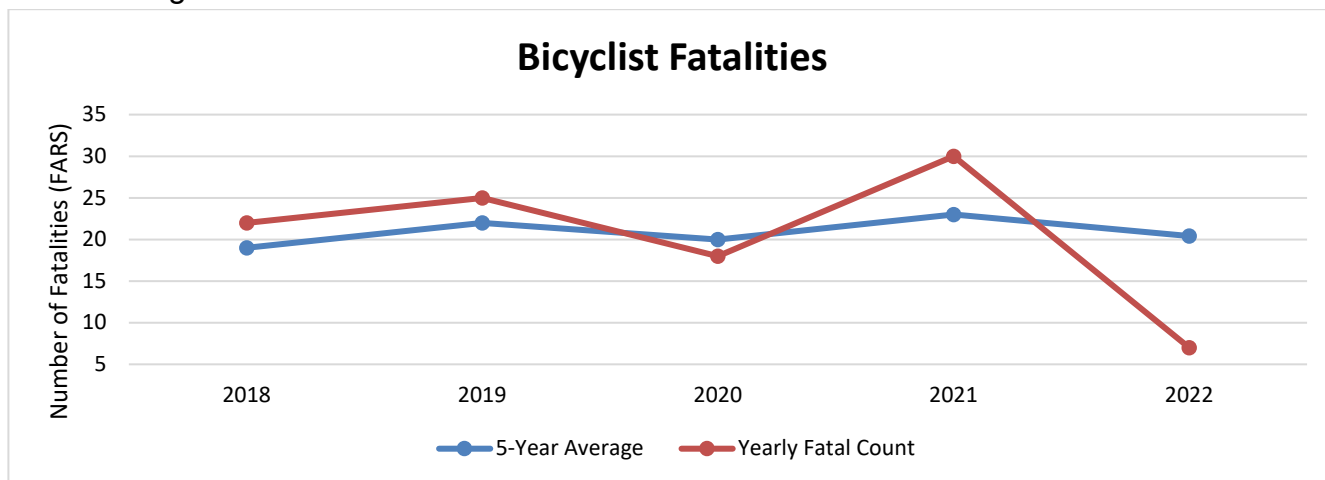
The percentage of Ohio’s fatal crashes that are pedestrian related has increased 3.35 percent and the percentage of serious injury crashes has decreased 1.87 percent from 2018 to 2022.

PEDESTRIAN CRASHES						
Year	Fatal Crashes			Serious Injury Crashes		
	Total	Pedestrian Related	Percent	Total	Pedestrian Related	Percent
2018	996	134	13.45%	6,245	533	8.53%
2019	1,041	129	12.39%	5,982	506	8.46%
2020	1,154	167	14.47%	5,925	456	7.70%
2021	1,243	172	13.84%	6,405	525	8.20%
2022	1,180	164	13.90%	6,163	516	8.37%

Bicycle Safety

Fatalities

Using preliminary 2022 data, the number of bicycle fatalities has decreased 68.18 percent over the five-year period (2018 - 2022). The five-year average has increased 7.37 percent since the 2014 - 2018 average.

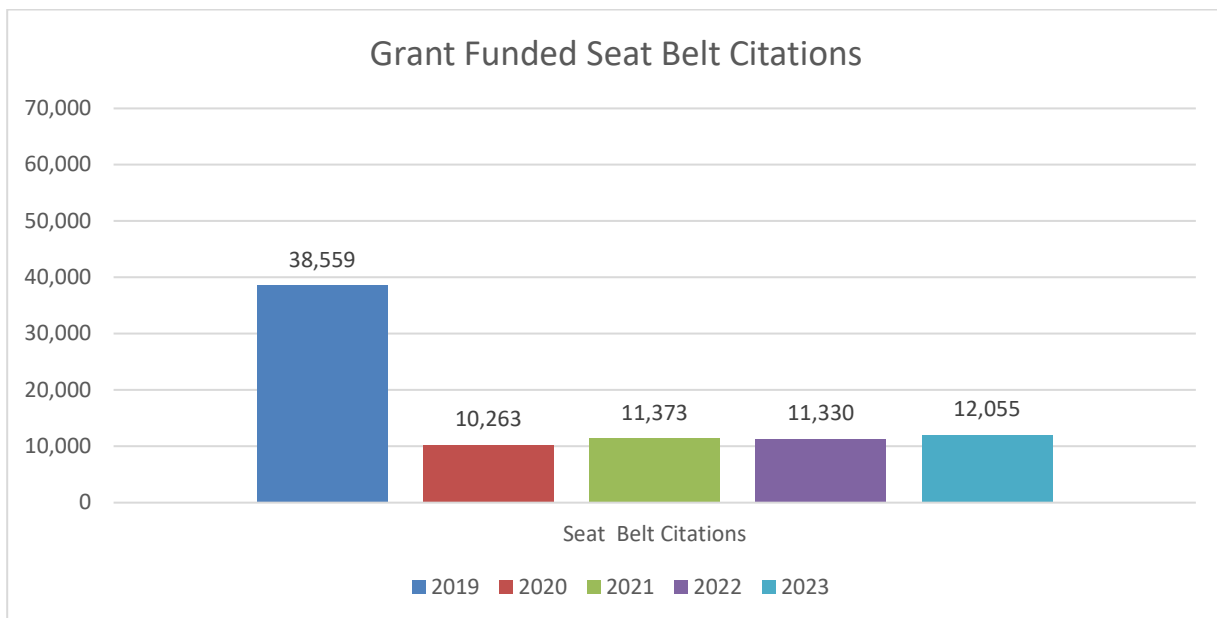
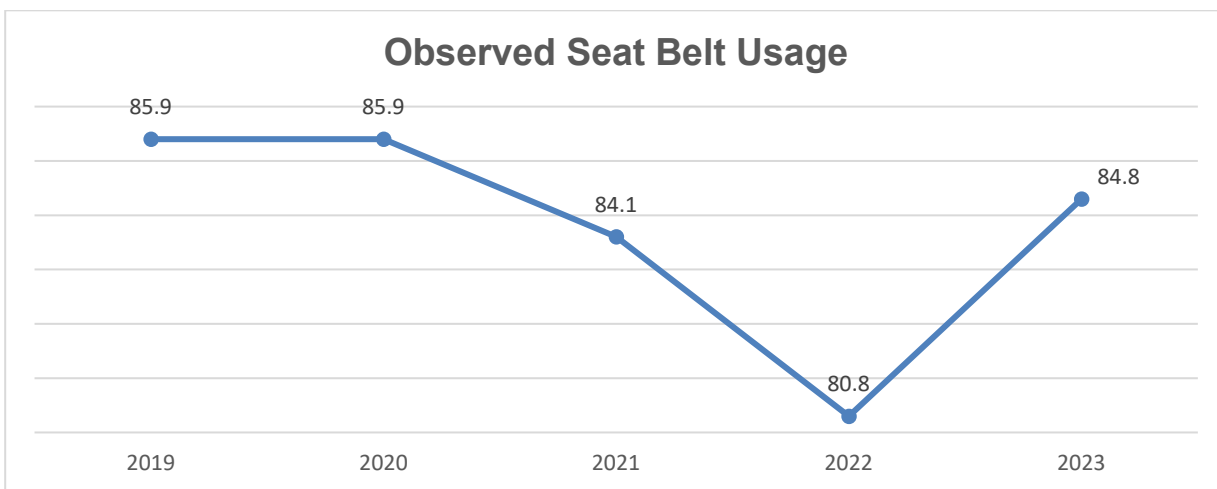


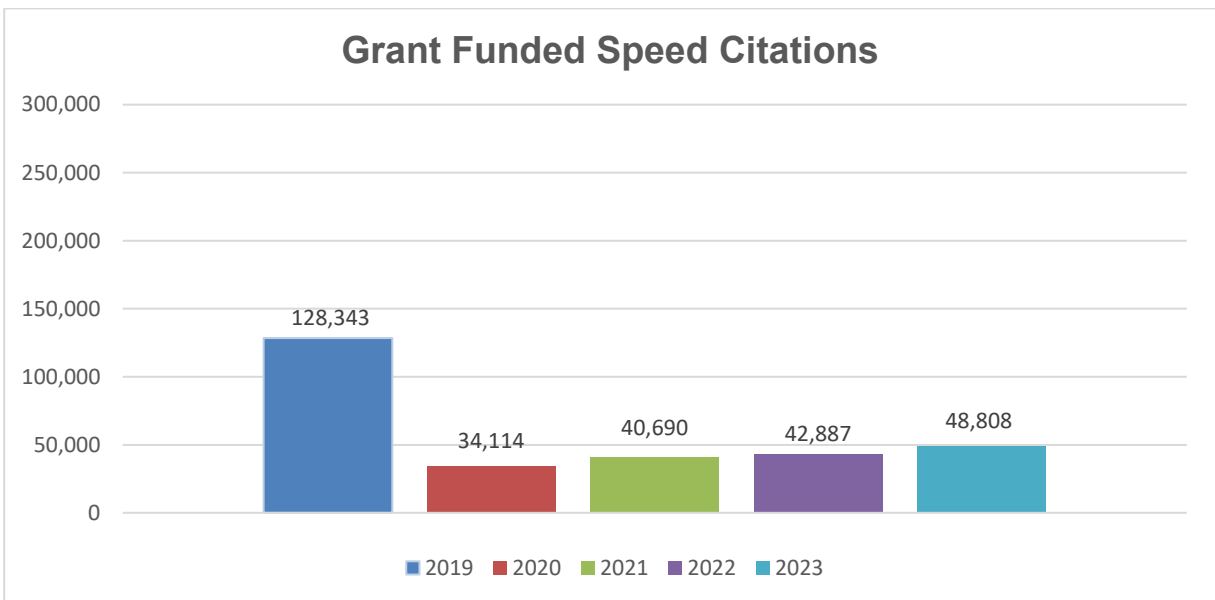
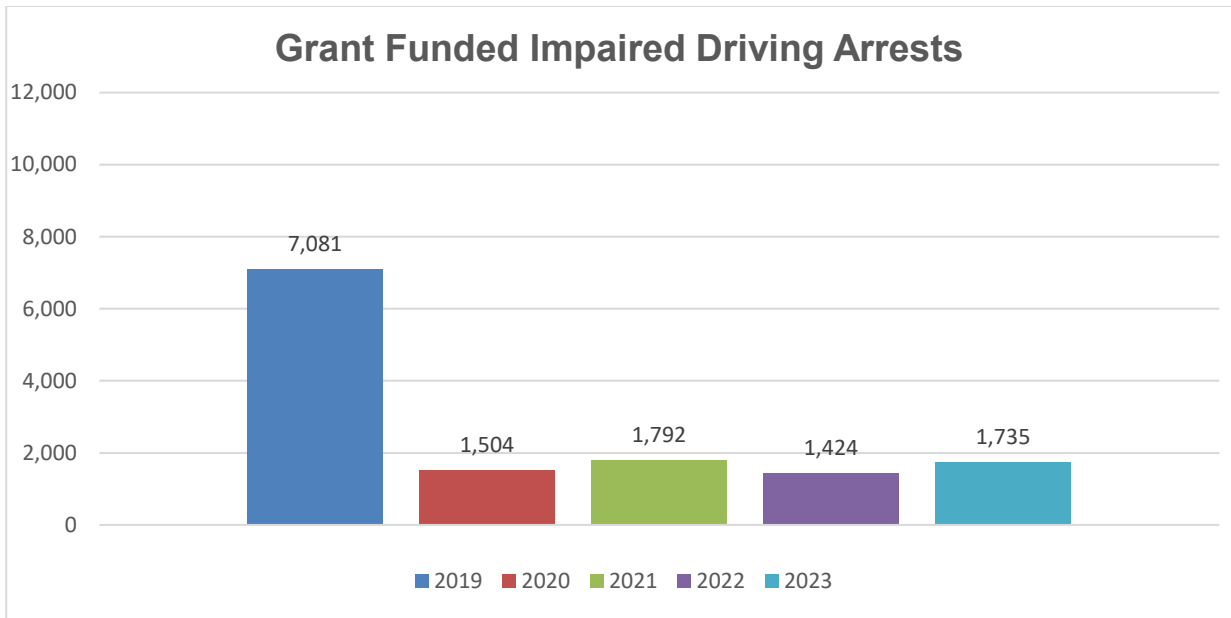
Bicycle Fatalities	5-year average	Yearly Fatal Count
2018	19	22
2019	22	25
2020	20	18
2021	23	30
2022	20	7

Crashes

The percentage of Ohio’s fatal crashes that are bicycle related has decreased 73.30 percent and the percentage of serious injury crashes has increased 25.64 percent from 2018 to 2022.

BICYCLE CRASHES						
Year	Fatal Crashes			Serious Injury Crashes		
	Total	Bicycle Related	Percent	Total	Bicycle Related	Percent
2018	996	22	2.21%	6,245	122	1.95%
2019	1,041	23	2.21%	5,982	120	2.01%
2020	1,154	16	1.39%	5,925	148	2.50%
2021	1,243	28	2.25%	6,405	152	2.37%
2022	1,180	7	0.59%	6,163	151	2.45%





Communications (Media)

Project Title: Earned Media Plan

Project Description:

Ohio's earned media spanned the entire federal fiscal year with the heaviest emphasis during national mobilizations / crackdowns. Ohio used many different networks to ensure earned media was achieved statewide (e.g., law enforcement, Safe Communities, corporate partners, etc.). Messaging was consistent with the National Highway Traffic Safety Administration (NHTSA) National Communications Plan.

Project Results:

Earned media was one of Ohio's communication and outreach strategies to inform the public of the dangers of impaired driving (alcohol and / or drug), driving unrestrained, distracted driving, riding impaired and the importance of motorcycle awareness. Ohio used many different networks to ensure earned media was achieved statewide (e.g., law enforcement, Safe Communities, corporate partners, etc.). The earned media plan spanned the entire federal fiscal year. Messaging consisted of the following components:

- Campaign toolkit developed for distribution to Ohio's law enforcement partners, Safe Communities programs, corporate partners and others that had a vested interest in traffic safety.
- The toolkit included updated sample news releases, letters to the editors, fact sheets, newsletter articles and artwork.
- Broadcast e-mails to all safety partners directing them to the National Highway Traffic Safety Administration (NHTSA) website as the mini-planners were released.
- Coordinated media events by the Ohio Department of Public Safety (ODPS), Ohio's Safe Communities programs and law enforcement partners.
- Bi-weekly traffic safety e-mail broadcast.

Awarded: N/A **Expended:** N/A **Funding Source:** N/A

Project Number: M6OT-2023-00-00-01

Project Title: Holiday Drive Sober or Get Pulled Over Paid Media

Funded Agency: Ohio Traffic Safety Office

Project Description:

Paid media was a big component of Ohio's communication and outreach strategies to inform the public of the dangers of impaired driving. The goal of the paid media plan for the December/January crackdown was to decrease the number of impaired drivers and alcohol related fatalities. The media objective was to increase awareness of highly visible law enforcement with both local and national media exposure.

Project Results:

The OTSO paid media component consisted of a mix of television buys, radio buys, internet, and out of home placement combined with earned media. The following is a summary of information from the paid media plan for impaired driving. There were no non-paid PSA airings or print ads prior to FFY1999. It is estimated by the media buyer that the size of the audience reached in this buy exceeded 7,454,723.

Medium	Paid Spots	Bonus Spots	Total Spots	Cost
TV/Cable	19	83	102	\$ 25,389.50
Radio	132	108	240	\$ 12,869.84
Internet	N/A	N/A	N/A	\$ 45,319.76
Out of Home/Other	N/A	N/A	N/A	\$ 114,811.08
Total Media Cost				\$ 198,390.18

Awarded: 200,000.00 Expended: 198,390.18 Funding Source: 405d

Project Number: M6OT-2023-00-00-02

Project Title: Drive Sober or Get Pulled Over Paid Media

Funded Agency: Ohio Traffic Safety Office

Project Description:

Paid media was an important component of Ohio's communication and outreach strategies to inform the public of the dangers of impaired driving. The national Drive Sober or Get Pulled Over alcohol crackdown around the Labor Day holiday combined highly visible law enforcement with both local and national media exposure. Advertising during the crackdown highlighted that law enforcement would be strictly enforcing impaired driving laws during the crackdown period. Law enforcement agencies across the state were encouraged to participate in the crackdown.

The goal of the paid media plan for the alcohol crackdown was to decrease the number of impaired drivers and alcohol related fatalities. The media objective is to increase awareness of highly visible enforcement with both local and national media exposure.

Project Results:

The OTSO paid media component consisted of television buys, radio buys, internet, and out of home placement combined with earned media. The following is a summary of information from the paid media plan for impaired driving. There were no non-paid PSA airing or print ads prior to FFY1999. It is estimated by the media buyer that the size of the audience reached in this buy exceeded 7,316,875.

Medium	Paid Spots	Bonus Spots	Total Spots	Cost
TV/Cable	23	140	163	\$ 30,281.25
Radio	102	72	174	\$ 15,262.50
Internet	N/A	N/A	N/A	\$ 30,268.51
Out of Home/Other	N/A	N/A	N/A	\$ 221,558.00
Total Media Cost				\$ 297,370.26

Awarded: 300,000.00 Expended: 297,370.26 Funding Source: 405d

Project Number: M6OT-2023-00-00-03

Project Title: Sustained Impaired Driving Paid Media

Funded Agency: Ohio Traffic Safety Office

Project Description:

Paid media was an important component of Ohio’s communication and outreach strategies to inform the public of the dangers of impaired driving (alcohol and/or drugged). Ohio continued to model the NHTSA National Communications Plan to bridge the media gaps around the national alcohol crackdowns with an appropriate mix of media, enforcement and social-norming initiatives to extend highway safety messages.

The goal was to sustain impaired driving messaging throughout the year with the highest concentration of paid media conducted during the Drive Sober or Get Pulled Over Crackdown and the December/January crackdown. Between these times, using secondary messages like *Fans Don’t Let Fans Drive Drunk* and *Buzzed Driving is Drunk Driving* provided an opportunity to extend the core safety messages.

Project Results:

An emphasis was placed on working with media partners who would reach our target audience, embrace traffic safety messages and were willing to go above and beyond the traditional media buy. Expected efforts included the willingness to provide additional bonus spots, public service announcements with high profile talent, on the ground events and integrating traffic safety messaging into social media and enforcement campaigns, live reads during major events and other innovative and unique options that helped reach specific segments of our targeted audience.

The OTSO paid media component consisted of television buys, radio buys, internet, and out of home placement combined with earned media. The following is a summary of information from the paid media plan for impaired driving. There were no non-paid PSA airing or print ads prior to FFY1999. It is estimated by the media buyer that the size of the audience reached in this buy exceeded 50,006,343.

Medium	Paid Spots	Bonus Spots	Total Spots	Cost
TV/Cable	74	258	332	\$ 129,367.87
Radio	131	106	237	\$ 19,725.10
Internet	N/A	N/A	N/A	\$ 64,546.99
Out of Home/Other	N/A	N/A	N/A	\$ 209,057.75
Total Media Cost				\$ 422,697.71

Awarded: 500,000.00 Expended: 422,697.71 Funding Source: 405d

Project Number: M2X-2023-00-00-01

Project Title: Holiday Click It or Ticket Paid Media

Funded Agency: Ohio Traffic Safety Office

Project Description:

Paid media was a big component of Ohio's communication and outreach strategies to inform the public of the dangers of driving unrestrained. The goal of the paid media plan for the November mobilization was to decrease the number of unrestrained fatalities. The media objective was to increase awareness of highly visible law enforcement with both local and national media exposure.

Project Results:

The OTSO paid media component consisted of television buys, radio buys, internet, and out of home placement combined with earned media. The following is a summary of information from the paid media plan for seat belts. There were no non-paid PSA airings or print ads prior to FFY1999. It is estimated by the media buyer that the size of the audience reached in this buy exceeded 10,793,968.

Medium	Paid Spots	Bonus Spots	Total Spots	Cost
TV/Cable	37	49	86	\$ 108,036.70
Radio	15	0	15	\$ 5,581.31
Internet	N/A	N/A	N/A	\$ 46,348.61
Out of Home/Other	N/A	N/A	N/A	\$ 36,050.00
Total Media Cost				\$ 196,016.62

Awarded: 200,000.00 Expended: 196,016.62 Funding Source: 405b

Project Number: M2X-2023-00-00-02
Project Title: Click It or Ticket Paid Media
Funded Agency: Ohio Traffic Safety Office

Project Description:

Ohio continued to implement and expand the national seat belt mobilization model. The campaign components included earned media (education and outreach), paid media, high visibility law enforcement and evaluation.

Media tactics maximized the amount of resources for the paid media plan. Bonus inventory was required by each station. Regional radio was negotiated in counties receiving less significant impact from the larger cities. Additional cost-efficiency and greater message reach were available in many of the smaller regions by also employing a statewide radio network in part for this effort.

Project Results:

The OTSO paid media component consisted of television buys, radio buys, internet, and out of home placement combined with earned media. The following is a summary of information from the paid media plan for seat belts. There were no non-paid PSA airing or print ads prior to FFY1999. It is estimated by the media buyer that the size of the audience reached in this buy exceeded 8,775,537.

Medium	Paid Spots	Bonus Spots	Total Spots	Cost
TV/Cable	66	349	415	\$ 29,749.97
Radio	1,322	1,262	2,584	\$ 89,642.70
Internet	N/A	N/A	N/A	\$ 5,000.00
Out of Home/Other	N/A	N/A	N/A	\$ 156,756.88
Total Media Cost				\$ 281,149.55

Awarded: 300,000.00 **Expended:** 281,149.55 **Funding Source:** 405b

Project Number: M2X-2023-00-00-03
Project Title: Sustained Belt Paid Media
Funded Agency: Ohio Traffic Safety Office

Project Description:

Ohio continued to model the national communications media plan to bridge the media gaps around the national seat belt mobilization with an appropriate mix of media, enforcement and social-norming initiatives to extend highway safety messages.

The goal was to sustain the message throughout the year and to hit the highest peak during the national mobilization. Throughout the year, using secondary messages like *What's Holding You Back?* and *Buckle Up in your Truck* provided an opportunity to extend the core safety messages.

Embracing social-norming messages allowed OTSO to look for marketing alliances with businesses and organizations important to our target audiences. We have learned that many partners are not comfortable spending their resources to aggressively promote a strong enforcement message. A year-round mix of enforcement and social-norming messages helped to avoid these conflicts and provided OTSO with more opportunities to keep our messages in front of the public and target audiences.

Project Results:

An emphasis was placed on working with media partners who would reach our target audience, embrace traffic safety messages and were willing to go above and beyond the traditional media buy. Expected efforts included the willingness to provide additional bonus spots, public service announcements with high profile talent, on the ground events and integrating traffic safety messaging into social media and enforcement campaigns, live reads during major events and other innovative and unique options that helped reach specific segments of our targeted audience.

High Risk Populations

Teens

Ohio planned to target rural teen seat belt usage. Currently, rural school bus shelter locations statewide are also printed with the “Buckle-Up in Your Truck”. These bus shelters are located along rural routes. The message was placed on the outside of the shelter for passing traffic to see.

Rural

Ohio worked to target rural seat belt usage. Currently, rural school bus shelter locations statewide are also printed with the same message. These bus shelters are located along rural routes. The message was placed on the outside of the shelter for passing traffic to see.

18 – 34-Year-Old Male

This target audience was identified throughout the state of Ohio as a low-usage population. Qualitative research information has generally identified the younger men (16 – 24 years) within this demographic as the most “high risk” drivers and passengers. These men were also less likely to use seat belts if they traveled in pick-up trucks, consumed alcohol, or rode at night. Ohio worked closely with both the state and national media buyer to target 18 – 34-year-old male seat belt usage. Ohio ran seat belt messages during home games throughout the season with the following sports teams in Ohio to target this high-risk population: Cincinnati Reds, Cleveland Guardians, and FC Cincinnati.

The OTSO paid media component consisted of radio buys and out of home placement combined with earned media. The following is a summary of information from the paid media plan for seat belts. There were no non-paid PSA airing or print ads prior to FFY1999. It is estimated by the media buyer that the size of the audience reached in this buy exceeded 7,160,420.

Medium	Paid Spots	Bonus Spots	Total Spots	Cost
Radio	39	39	78	\$ 17,888.25
Out of Home/Other	N/A	N/A	N/A	\$ 429,053.87
Total Media Cost				\$ 446,942.12
Awarded:	500,000.00	Expended:	446,942.12	Funding Source: 405b

Project Number: PM-2023-00-00-01
Project Title: Motorcycle Safety Paid Media
Funded Agency: Ohio Traffic Safety Office

Project Description:

Ohio’s messaging contained messages to the motorcyclist about riding “SMART” (Sober, Motorcycle endorsed, Alert, with the Right gear, and properly Trained). Ohio’s motorcycle paid media plan complemented the NHTSA National Communications Plan for motorcycle safety and messaging was sustained throughout the riding season.

Project Results:

The OTSO’s paid media components consisted primarily of radio buys, print, and internet combined with earned media. The following is a summary of information from the paid media plan for motorcycle safety. There were no non-paid PSA airing or print ads prior to FFY1999. It is estimated by the media buyer that the size of the audience reached in this buy exceeded 7,124,571.

Medium	Paid Spots	Bonus Spots	Total Spots	Cost
Radio	105	0	105	\$ 35,700.00
Print	N/A	N/A	N/A	\$ 12,188.00
Internet	N/A	N/A	N/A	\$ 40,000.02
Other	N/A	N/A	N/A	\$ 312.50
Total Media Cost				\$ 88,200.52

Awarded: 125,000.00 **Expended:** 88,200.52 **Funding Source:** 402 PM

Project Number: M9MA-2023-00-00-01
M11MA-2023-00-00-01
Project Title: Motorcycle Awareness Paid Media
Funded Agency: Ohio Traffic Safety Office

Project Description:

Ohio’s messaging contained messages to the motoring public about sharing the road with motorcyclists. Ohio’s motorcycle paid media plan complemented the NHTSA National Communications Plan for motorcycle safety and messaging was sustained throughout the riding season.

Project Results:

The OTSO’s paid media components consisted of out of home combined with earned media. The following is a summary of information from the paid media plan for motorcycle safety. There were

no non-paid PSA airing or print ads prior to FFY1999. It is estimated by the media buyer that the size of the audience reached in this buy exceeded 61,935,510.

Medium	Paid Spots	Bonus Spots	Total Spots	Cost
Out of Home/Other	N/A	N/A	N/A	\$ 97,336.00
Total Media Cost				\$ 97,336.00

Awarded:	125,000.00	Expended:	97,336.00	Funding Source:	405f
-----------------	-------------------	------------------	------------------	------------------------	-------------

Project Number: PM-2023-00-00-02

Project Title: Sustained Distracted Driving Paid Media

Funded Agency: Ohio Traffic Safety Office

Project Description:

A limited amount of paid media was used on distracted driving. An emphasis was placed on working with media partners who would reach our target audience, embrace traffic safety messages and were willing to go above and beyond the traditional media buy. Expected efforts included the willingness to provide additional bonus spots, public service announcements with high profile talent, on the ground events and integrating traffic safety messaging into social media and enforcement campaigns, live reads during major events and other innovative and unique options that helped reach specific segments of our targeted audience.

Project Results:

Ohio passed a new distracted driving law effective April 2023 with a six-month warning period. Due to the passage of the new law, media efforts were focused on educating the public on the new law instead of the more social norming message used in previous years.

The OTSO’s paid media components consisted of television buys, radio buys, internet, and out of home placement combined with earned media. The following is a summary of information from the paid media plan for distracted driving. There were no non-paid PSA airing or print ads prior to FFY1999. It is estimated by the media buyer that the size of the audience reached in this buy exceeded 88,194,644.

Medium	Paid Spots	Bonus Spots	Total Spots	Cost
TV/Cable	575	461	1,036	\$ 179,573.45
Radio	1,983	2,007	3,990	\$ 89,608.15
Internet	N/A	N/A	N/A	\$ 119,862.58
Out of Home	N/A	N/A	N/A	\$ 172,291.85
Total Media Cost				\$ 561,336.03*

Awarded:	500,000.00	Expended:	500,000.00	Funding Source:	402 PM
-----------------	-------------------	------------------	-------------------	------------------------	---------------

*ODOT funded the additional \$61,336.03 of this media buy.

Project Number: PM-2023-00-00-03

Project Title: Youthful Driver Paid Media

Funded Agency: Ohio Traffic Safety Office

Project Description:

Ohio used paid media to target all youthful driver traffic safety behaviors to encourage young drivers to wear seat belts, not drive impaired or distracted, not speed, and other unsafe driving practices identified through problem identification.

Project Results:

The OTSO’s paid media components consisted of television buys, internet, and out of home placement combined with earned media. The following is a summary of information from the paid media plan for distracted driving. There were no non-paid PSA airing or print ads prior to FFY1999. It is estimated by the media buyer that the size of the audience reached in this buy exceeded 21,371,097.

Medium	Paid Spots	Bonus Spots	Total Spots	Cost
TV/Cable	104	0	104	\$ 21,630.31
Internet	N/A	N/A	N/A	\$ 195,367.05
Out of Home/Other	N/A	N/A	N/A	\$ 51,937.50
Total Media Cost				\$ 268,934.86

Awarded: 350,000.00 **Expended:** 268,934.86 **Funding Source:** 402 PM

Project Number: PM-2023-00-00-04

Project Title: Youthful Driver – College Paid Media

Funded Agency: Ohio Traffic Safety Office

Project Description:

Ohio used paid media to target college-age adult drivers (18 – 24) traffic safety behaviors to encourage not driving impaired by planning a safe ride home.

Project Results:

The OTSO’s paid media components consisted of radio buys, internet, and out of home placement combined with earned media. The following is a summary of information from the paid media plan for distracted driving. There were no non-paid PSA airing or print ads prior to FFY1999. It is estimated by the media buyer that the size of the audience reached in this buy exceeded 6,808,617.

Medium	Paid Spots	Bonus Spots	Total Spots	Cost
Radio	752	0	752	\$ 43,913.80
Internet	N/A	N/A	N/A	\$ 29,320.89
Out of Home/Other	N/A	N/A	N/A	\$ 60,395.89
Total Media Cost				\$ 133,630.58

Awarded: 150,000.00 Expended: 133,630.58 Funding Source: 402 PM

Project Number: PM-2023-00-00-05

Project Title: Speed Paid Media

Funded Agency: Ohio Traffic Safety Office

Project Description:

A limited amount of paid media was used on speed. An emphasis was being placed on working with media partners who not only reach all the driving population, but also embrace traffic safety messages and are willing to go above and beyond the traditional media buy to provide additional bonus spots.

Project Results:

The OTSO's paid media components consisted of television buys, radio buys, and internet placement combined with earned media. The following is a summary of information from the paid media plan for distracted driving. There were no non-paid PSA airing or print ads prior to FFY1999. It is estimated by the media buyer that the size of the audience reached in this buy exceeded 12,567,023.

Medium	Paid Spots	Bonus Spots	Total Spots	Cost
TV/Cable	26	179	205	\$ 25,500.00
Radio	2,142	2,033	4,175	\$ 106,452.30
Internet	N/A	N/A	N/A	\$ 62,084.64
Total Media Cost				\$ 194,036.94

Awarded: 200,000.00 Expended: 194,036.94 Funding Source: 402 PM

Project Number: PM-2023-00-00-06

Project Title: Campaign Creative/Design

Funded Agency: Ohio Traffic Safety Office

Project Description:

In addition to media placement the Public Safety media buyer's contract has been expanded to allow for creative and design work to better assist OTSO in the promotion of campaigns and activities related to traffic safety.

Project Results:

Campaign Creative/Design services were not required in FFY2023.

Awarded: 300,000.00 Expended: 0.00 Funding Source: 402 PM

Communications (Media) Summary

Project Number	Project Title	Awarded Amount	Expended Amount	Local Benefit
FAST Act 402 PM – Paid Advertising				
PM-2023-00-00-01	Motorcycle Safety Paid Media	\$125,000.00	\$88,200.52	\$0.00
PM-2023-00-00-02	Distracted Driving Paid Media	\$500,000.00	\$500,000.00	\$0.00
PM-2023-00-00-03	Youthful Driver Paid Media	\$350,000.00	\$268,934.86	\$0.00
PM-2023-00-00-04	Youthful Driver – College Paid Media	\$77,838.86	\$77,838.86	\$0.00
PM-2023-00-00-05	Speed Paid Media	\$200,000.00	\$194,036.94	\$0.00
PM-2023-00-00-06	Campaign Creative/Design	\$300,000.00	\$0.00	\$0.00
FAST Act 402 PM Total		\$1,552,838.86	\$1,129,011.18	\$0.00
FAST Act 405d Impaired Driving Low				
M6OT-2023-00-00-01	Holiday Drive Sober or Get Pulled Over Paid Media	\$200,000.00	\$198,390.18	\$0.00
M6OT-2023-00-00-02	Drive Sober or Get Pulled Over Paid Media	\$300,000.00	\$297,370.26	\$0.00
M6OT-2023-00-00-03	Sustained Impaired Driving Paid Media	\$500,000.00	\$422,697.71	\$0.00
FAST Act 405d Impaired Driving Low Total		\$1,000,000.00	\$918,458.18	\$0.00
FAST Act 405f Motorcycle Programs				
M11MA-2023-00-00-01	Motorcycle Awareness Paid Media	\$2,300.00	\$2,300.00	\$0.00
FAST Act 405f Motorcycle Programs Total		\$2,300.00	\$2,300.00	\$0.00
BIL 402 PM – Paid Advertising				
PM-2023-00-00-04	Youthful Driver – College Paid Media	\$72,161.14	\$55,791.72	\$0.00
BIL 402 PM Total		\$72,161.14	\$55,791.72	\$0.00
BIL 405b OP Low				
M2X-2023-00-00-02	Click It or Ticket Paid Media	\$300,000.00	\$281,149.55	\$0.00
M2X-2023-00-00-03	Sustained Belt Paid Media	\$500,000.00	\$446,942.12	\$0.00
BIL 405b OP Low Total		\$800,000.00	\$728,091.67	\$0.00
BIL 405f Motorcycle Programs				
M9MA-2023-00-00-01	Motorcycle Awareness Paid Media	\$24,999.36	\$24,999.36	\$0.00
M11MA-2023-00-00-01	Motorcycle Awareness Paid Media	\$97,700.64	\$70,036.64	\$0.00
BIL 405f Motorcycle Programs Total		\$122,700.00	\$95,036.00	\$0.00
Supplemental BIL 405b OP Low				
M2X-2023-00-00-01	Holiday Click It or Ticket	\$200,000.00	\$196,016.62	\$0.00
Supplemental BIL 405b OP Low Total		\$200,000.00	\$196,016.62	\$0.00
Total Funding Communications (Media) Program Area		\$3,750,000.00	\$3,124,705.34	\$0.00

The Communication and Marketing Plan was intended to guide the overall communication, collaboration, and coordination of traffic safety initiatives at the state and local level. The Communications Calendar developed by NHTSA served as the overarching tool that guided the dissemination of safety messaging during specific timeframes.

All forms of media were utilized to increase traffic safety awareness and knowledge for key emphasis areas—Occupant Protection, Impaired Driving, Speed, Youthful Drivers, Distracted Driving, Motorcycle safety, and Motorcycle awareness. Strategically, this plan laid out core messaging placement of paid media for all of the seat belt and impaired driving mobilization campaigns to reach targeted audiences at specific timeframes.

Across all the paid media campaigns, it is estimated by the media buyer that the size of the audience reached in this buy exceeded 289,509,328.

Medium	Paid Spots	Bonus Spots	Total Spots	Cost
TV/Cable	924	1,519	2,443	\$ 549,529.05
Radio	6,723	5,627	12,280	\$ 436,643.95
Print	N/A	N/A	N/A	\$ 12,188.00
Internet	N/A	N/A	N/A	\$ 638,119.05
Out of Home/Other	N/A	N/A	N/A	\$1,549,561.32
Campaign Creative	N/A	N/A	N/A	\$ 0.00
Total Media Cost				\$3,186,041.37*

*ODOT funded the additional \$61,336.03 of this media buy.

Community Traffic Safety Program

Project Number: SA-2023-00-00-01

Project Title: Safe Communities

Funded Agencies: See chart below under Project Results

Project Description:

The OTSO conducted an in-depth analysis of traffic crash data to identify and prioritize traffic safety problems and to target fatal crash locations for traffic safety programming. Maximum amounts for each county were set based on the average number of fatal crashes for 2019, 2020 and 2021. New programs had to have a minimum of a three-year average of 6.78 fatal crashes to be eligible for funding.

Project Results:

Funded Agencies

Agency	County	Population	Awarded Amount	Expended Amount
Adena Health Systems	Ross	77,093	44,988.71	566.90
Anazao Community Partners	Holmes	44,223	27,500.00	22,142.59
Anazao Community Partners	Wayne	116,894	46,200.00	33,717.28
Atrium Medical Center	Warren	242,337	46,200.00	26,715.12
Bethesda North Hospital	Hamilton	830,639	111,000.00	74,665.76
Bowling Green State University	Wood	132,248	46,200.00	40,333.22
Clark County Combined Health	Clark	136,001	55,000.00	24,428.84
Columbus Health Department	Franklin	1,323,807	137,500.00	85,331.34
Defiance Co. General Health District	Defiance	38,286	27,500.00	26,171.46
Delaware General Health District	Delaware	214,124	46,200.00	46,094.31
Toledo-Lucas Co. Health Dept.	Lucas	431,279	93,500.00	88,788.03
Erie County Health Department	Erie	75,622	38,500.00	8,935.49
Fairfield County Family, Adult and Children	Fairfield	158,921	46,200.00	35,478.85
Fowler Township Police Department	Trumbull	201,977	55,000.00	51,779.70
Fulton County Health Department	Fulton	42,713	27,500.00	22,723.90
Geauga Public Health	Geauga	95,397	46,200.00	23,224.50
Greene County Combined Health District	Greene	167,966	46,200.00	37,659.08
Hancock Public Health	Hancock	74,920	27,500.00	11,535.51
Henry County Health Department	Henry	27,662	27,500.00	25,910.65
Knox County Health Department	Knox	62,721	27,500.00	10,383.79
Lake County General Health	Lake	232,603	38,500.00	29,956.12
Licking County Health Department	Licking	178,519	55,000.00	54,997.86
Lima-Allen County Regional Planning Comm.	Allen	102,206	46,200.00	17,451.81
Lorain County General Health District	Lorain	312,964	55,000.00	54,560.02
Madison County Public Health	Madison	43,824	27,500.00	16,569.09
Medina County Health Department	Medina	182,470	46,200.00	46,139.55
Miami County Health District	Miami	108,774	46,200.00	40,877.96
Miami Valley Hospital–Injury Prevention Ctr.	Montgomery	537,309	137,500.00	11,211.30
Miami Valley Hospital-Injury Prevention Ctr.	Darke	51,881	38,500.00	340.66
National Safety Council Ohio Chapter	Mahoning	228,614	55,000.00	46,222.84

Agency	County	Population	Awarded Amount	Expended Amount
Perry County EMA	Perry	35,408	27,500.00	25,305.12
Pickaway County Public Health	Pickaway	58,539	38,500.00	6,849.60
Pike County General Health District	Pike	27,088	27,500.00	23,307.33
Portage County General Health District	Portage	161,791	46,200.00	37,774.37
Safety Council of Southwestern Ohio	Butler	390,357	71,500.00	59,265.76
Sandusky County Public Health	Sandusky	58,896	38,500.00	11,752.23
Sidney-Shelby County Health Department	Shelby	48,230	27,500.00	22,571.88
Stark County Sheriff's Office	Stark	374,853	71,500.00	60,715.71
Summit County Sheriff's Office	Summit	540,428	93,500.00	64,028.53
Tuscarawas County Health Department	Tuscarawas	93,263	38,500.00	26,215.94
UH Geneva Medical Center	Ashtabula	97,574	46,200.00	39,425.13
Union County Health District	Union	62,784	27,500.00	20,206.19
University Hospitals Cleveland Medical Ctr.	Cuyahoga	1,264,817	137,500.00	135,257.57
Williams County Combined Health	Williams	37,102	27,500.00	27,236.88
Wyandot County Health Department	Wyandot	21,900	27,500.00	20,975.17

These coordinated communities played an active role in addressing traffic safety issues. Each program focused on seat belt use, impaired driving (alcohol and drugged), distracted driving, motorcycle safety, and youthful drivers. Ohio's Safe Communities network used local coalitions to deliver traffic safety messages and programs throughout the year at the local level. Safe Communities provided the education/earned media portion of our enforcement campaigns while our law enforcement agencies including the Ohio State Highway Patrol conducted the enforcement portion.

Since Safe Communities are multi-jurisdictional with many different agencies and organizations within the county making up the coalitions, traffic safety was addressed through partnerships with local businesses, law enforcement, engineering, hospitals, health care providers, schools, faith-based organizations, ethnic/non-English speaking communities, community groups and others that had a vested interest in traffic safety.

In addition to coalition meetings, each Safe Community program was required to conduct Fatal Data Review meetings to review each fatal crash in the county to determine if trends or patterns could be identified. The committees made recommendations to the coalition on how the fatal crash might have been avoided. In FFY2023, 209 coalition meetings and 157 fatal crash data review meetings were held.

Coordinators reported 933 events, including 31 that were "in-kind." The "in-kind" activities were traffic safety related activities conducted by the coordinators or coalition members that were not charged to the grant. The reported events reached over 1.7 million people in person. These events also received the following gross impressions:

Type	Gross Impressions	Type	Gross Impressions
Print	30,573,214	Facebook	8,542,979
Radio	112,200,620	Twitter	1,126,560
Television	13,203,675	Instagram	1,116,284
Web	17,264,954	Other	1,407,114

In addition to gross impressions received from events, the charts below show additional media/social messaging achieved throughout the year by Safe Communities.

Media/Press Releases/Social Media	
Press Releases Issued	491
Press Releases Published	329
Additional Media Stories Received	183
Number of Facebook Posts	4,508
Number of Facebook Likes	817,355
Number of Facebook Followers	5,203,685
Number of Instagram Posts	1,192
Number of Tweets	2,047
Other Social Media	259

Gross Impressions	
Print	16,671,211
Radio	69,700,208
Television	25,264,107
Web	2,101,115
Facebook	11,004,163
Instagram	1,181,219
Twitter	1,050,873
Other	2,882,914

The table below lists the number of print advertising/educational items distributed by message. Examples of materials distributed include posters, flyers, highly visible magnetic car signs, bags, table tents, factsheets, signs, table posters, napkins, coasters, bookmarks, yard signs, pamphlets, bracelets, keychains, kickstand plates, literature, etc. This is not an inclusive list. Not all items distributed were paid for with grant funds; many were donations from the communities.

Message	Number Distributed
Click It or Ticket	107,574
Drive Sober or Get Pulled Over	139,946
Don't TXT & Drive	72,120
Watch Out for Motorcycles	58,404
Other Traffic Safety Related Messaging (Ride SMART, Buckle Up in Your Truck, Distracted Driving, Buzzed Driving, pedestrian, etc.)	57,866

Crash Data

CRASHES						
Year	Fatal Crashes			Serious Injury Crashes		
	Statewide	Funded Counties	Percent	Statewide	Funded Counties	Percent
2018	996	741	74.40%	6,245	4,883	78.19%
2019	1,041	774	71.35%	5,982	4,756	79.51%
2020	1,154	903	78.25%	5,925	4,730	79.83%
2021	1,244	965	77.57%	6,405	5,173	80.77%
2022	1,180	891	75.51%	6,163	4,867	78.97%

ALCOHOL RELATED CRASHES						
Year	Fatal Crashes			Serious Injury Crashes		
	Statewide	Funded Counties	Percent	Statewide	Funded Counties	Percent
2018	266	210	78.95%	863	665	77.06%
2019	331	255	77.04%	875	665	76.00%
2020	384	309	80.47%	829	626	75.51%
2021	404	313	77.48%	895	696	77.77%
2022	388	306	78.87%	835	650	77.84%

DRUG RELATED CRASHES						
Year	Fatal Crashes			Serious Injury Crashes		
	Statewide	Funded Counties	Percent	Statewide	Funded Counties	Percent
2018	208	147	70.67%	394	289	73.35%
2019	369	279	75.61%	381	286	75.07%
2020	443	355	80.14%	381	273	71.65%
2021	457	356	77.90%	367	282	76.84%
2022	486	382	78.60%	299	228	76.25%

YOUTHFUL DRIVER CRASHES						
Year	Fatal Crashes			Serious Injury Crashes		
	Statewide	Funded Counties	Percent	Statewide	Funded Counties	Percent
2018	246	177	71.95%	1,877	1,439	76.66%
2019	234	179	76.50%	1,655	1,324	80.00%
2020	276	220	79.71%	1,709	1,398	81.80%
2021	296	236	79.73%	1,889	1,543	81.68%
2022	290	213	73.45%	1,696	1,367	80.60%

UNRESTRAINED CRASHES						
Year	Fatal Crashes			Serious Injury Crashes		
	Statewide	Funded Counties	Percent	Statewide	Funded Counties	Percent
2018	491	371	75.56%	1,897	1,507	79.44%
2019	551	410	74.41%	2,136	1,723	80.66%
2020	594	468	78.79%	2,254	1,856	82.34%
2021	654	509	77.83%	2,439	1,985	81.39%
2022	622	471	75.72%	2,261	1,868	82.62%

DISTRACTED DRIVING CRASHES						
Year	Fatal Crashes			Serious Injury Crashes		
	Statewide	Funded Counties	Percent	Statewide	Funded Counties	Percent
2018	47	30	63.83%	385	286	74.29%
2019	41	27	65.85%	325	241	74.15%
2020	29	22	75.86%	280	216	77.14%
2021	37	26	70.27%	328	239	72.87%
2022	35	27	77.14%	271	194	71.59%

SPEED CRASHES						
Year	Fatal Crashes			Serious Injury Crashes		
	Statewide	Funded Counties	Percent	Statewide	Funded Counties	Percent
2018	305	228	74.75%	1,398	1,018	72.82%
2019	294	199	67.69%	1,367	1,023	74.84%
2020	337	261	77.45%	1,531	1,178	76.94%
2021	360	278	77.22%	1,550	1,198	77.29%
2022	352	262	74.43%	1,459	1,085	74.37%

MATURE DRIVER CRASHES						
Year	Fatal Crashes			Serious Injury Crashes		
	Statewide	Funded Counties	Percent	Statewide	Funded Counties	Percent
2018	410	309	75.37%	2,268	1,783	78.62%
2019	429	323	75.29%	2,130	1,681	78.92%
2020	426	328	77.00%	1,934	1,521	78.64%
2021	480	353	73.54%	2,108	1,672	79.32%
2022	461	344	74.62%	2,165	1,690	78.06%

MOTORCYCLE CRASHES						
Year	Fatal Crashes			Serious Injury Crashes		
	Statewide	Funded Counties	Percent	Statewide	Funded Counties	Percent
2018	142	103	72.54%	714	541	75.77%
2019	156	108	69.23%	872	674	77.29%
2020	205	156	76.10%	1,085	852	78.53%
2021	215	171	79.53%	1,098	852	77.60%
2022	209	158	75.60%	1,100	845	76.82%

PEDESTRIAN CRASHES						
Year	Fatal Crashes			Serious Injury Crashes		
	Statewide	Funded Counties	Percent	Statewide	Funded Counties	Percent
2018	134	113	84.33%	533	477	89.49%
2019	129	117	90.70%	506	449	88.74%
2020	167	148	88.62%	456	403	88.38%
2021	173	148	85.55%	525	475	90.48%
2022	164	143	87.20%	516	445	86.24%

BICYCLE CRASHES						
Year	Fatal Crashes			Serious Injury Crashes		
	Statewide	Funded Counties	Percent	Statewide	Funded Counties	Percent
2018	22	20	90.91%	122	116	95.08%
2019	23	19	82.61%	120	109	90.83%
2020	16	14	87.50%	148	126	85.14%
2021	28	25	89.29%	152	134	88.16%
2022	7	6	85.71%	151	131	86.75%

In FFY2023, Ohio funded 45 countywide Safe Communities programs which involved almost 1,300 communities. These counties reached 82.61 percent of Ohio’s population (approximately 9.7 million people) through earned media and education.

Awarded: 2,315,888.71 Expended: 1,595,800.94 Funding Source: 402 SA

Community Traffic Safety Program Summary

Project Number	Project Title	Awarded Amount	Expended Amount	Local Benefit
FAST Act 402 SA – Safe Communities				
SA-2023-00-00-01	Safe Communities	\$2,315,888.71	\$1,595,800.94	\$1,595,800.94
FAST Act 402 SA Total		\$2,315,888.71	\$1,595,800.94	\$1,595,800.94
<i>Total Funding Community Traffic Safety Program Area</i>		<i>\$2,315,888.71</i>	<i>\$1,595,800.94</i>	<i>\$1,595,800.94</i>

Ohio’s 45 Safe Community programs reported 185,435,400 gross impressions during 933 events and 129,855,810 gross impressions outside of events. This is a total of 315,291,210 gross impressions in FFY2023. These gross impressions covered a variety of traffic safety topics including, but not limited to: impaired driving, seat belt usage, distracted driving, motorcyclist safety, motorcycle awareness, youthful driver, speed, pedestrian safety, etc.

Distracted Driving

Project Number: DD-2023-00-00-01

Project Title: Statewide Distracted Driving Enforcement

Funded Agency: Ohio State Highway Patrol

Project Description:

There were 206 distracted driving related fatal crashes and 1,689 distracted driving related serious injury crashes in Ohio between 2017 and 2021. In FFY2023, the Ohio State Highway Patrol (OSHP) worked overtime with a focus on distracted driving with the majority of the hours being scheduled during National Distracted Driving Month (April 2023).

Project Results:

The Ohio State Highway Patrol conducted 2,449 hours of distracted driving enforcement during FFY2023. These efforts resulted in 85 distracted driving citations. NOTE: Ohio passed an upgraded distracted driving law April 2023 that had a six-month grace period where law enforcement officers were allowed to issue warnings, not citations. Effective October 5, 2023, citations could be issued.

Total Overtime Enforcement	FFY2019	FFY2020	FFY2021	FFY2022	FFY2023
Total Overtime Hours	6,803	1,200	3,613	2,730	2,449
Number of Traffic Stops	12,380	1,946	6,625	4,792	4,384
Driving Under the Influence of Drugs	20	2	7	2	4
OVI Arrests Under 21	2	0	0	0	0
OVI Arrests 21 and Over	34	10	13	4	11
Refusals	9	1	2	0	1
Adult Restraint Citations	2,336	277	1,058	714	589
Child Restraint Citations	48	6	12	15	7
Speed Citations	5,984	914	3,525	2,486	2,240
Distracted Driving	977	166	417	255	85
Driving Under Suspension	258	54	149	110	86
No Operator License Citations	106	29	86	45	53
Felony Arrests	34	8	19	3	34
Other Citations Issued	1,629	288	790	616	480

See Appendix C for summary of all FFY2023 enforcement details.

COVID-19 continued to significantly change the regular operations of law enforcement with decreased use of overtime, traffic enforcement in general, and staffing shortages.

Awarded: 422,756.00 Expended: 171,711.35 Funding Source: 402 DD

Distracted Driving Summary

Project Number	Project Title	Awarded Amount	Expended Amount	Local Benefit
FAST Act 402 DD – Distracted Driving				
DD-2023-00-00-01	Statewide Distracted Driving Enforcement	\$422,756.00	\$171,711.35	\$0.00
FAST Act 402 DD Total		\$422,756.00	\$171,711.35	\$0.00
<i>Total Funding Distracted Driving Program Area</i>				
		\$422,756.00	\$171,711.35	\$0.00

In addition to the enforcement results listed above, Safe Community programs conducted distracted driving education at 653 events. These events reached almost 1,000,000 people. Events reached all audiences, however many events were conducted at high schools or intended to reach high school students. Safe Community programs also distributed 72,120 print advertising / educational materials with the Don't Text and Drive message and an additional 6,572 pieces with other distracted driving messaging, including the new Phones Down messaging for our new law.

Type of Media	Gross Impressions
Print	19,771,774
Radio	96,027,796
Television	9,876,210
Web	14,814,526
Facebook	7,252,940
Twitter	932,306
Instagram	906,251
Other	497,652

DISTRACTED DRIVING CRASHES						
Year	Fatal Crashes			Serious Injury Crashes		
	Total	Distracted Related	Percent	Total	Distracted Related	Percent
2018	996	47	4.72%	6,245	385	6.16%
2019	1,041	41	3.94%	5,982	325	5.43%
2020	1,154	29	2.51%	5,925	280	4.73%
2021	1,244	37	2.97%	6,405	328	5.12%
2022	1,180	35	2.97%	6,163	271	4.40%

Driver Education and Behavior

Project Number: M6OT-2023-00-00-04

Project Title: Impaired Driving Print Advertising / Educational Materials

Funded Agency: Ohio Traffic Safety Office

Project Description:

Impaired driving print advertising / educational materials were one of Ohio's communication and outreach strategies to inform the public of the dangers of impaired driving. The national Drive Sober or Get Pulled Over alcohol crackdown around the Labor Day Holiday combined highly visible enforcement with both local and national media exposure. Paid media during the crackdown highlighted that law enforcement would be strictly enforcing impaired driving laws. All law enforcement agencies across the state were encouraged and funded agencies were required to participate in the crackdown.

Project Results:

Ohio used the Drive Sober or Get Pulled Over (DSOGPO) campaign messages for its sustained impaired driving campaign throughout the year. Sustained materials were used in conjunction with high visibility enforcement efforts during time periods outside of the DSOGPO mobilization to help decrease statewide impaired driving fatalities.

OTSO allocated funds to purchase print advertising and / or educational materials to promote the Drive Sober or Get Pulled Over campaign. Available materials were distributed to Safe Communities, Law Enforcement, and business partners to raise awareness among their community and / or employees of the dangers of impaired driving. The materials provided a visual reminder to the public and provided our partners a great educational opportunity while engaging the public. Uniform collateral pieces were used throughout the state to provide earned media to complement the paid media and enforcement efforts aimed at reducing impaired driving. OTSO continued to utilize materials already on hand during FFY2023.

Awarded:	200,000.00	Expended:	0.00	Funding Source:	405d
-----------------	-------------------	------------------	-------------	------------------------	-------------

Project Number: M2X-2023-00-00-04

Project Title: Seat Belt Print Advertising / Educational Materials

Funded Agency: Ohio Traffic Safety Office

Project Description:

Seat belt print advertising / educational materials were one of Ohio's communication and outreach strategies to inform the public of the importance of wearing a seat belt. The national Click It or Ticket mobilization around the Memorial Day Holiday combined highly visible enforcement with both local and national media exposure. Paid media during the mobilization highlighted that law

enforcement would be strictly enforcing seat belt laws. All law enforcement agencies across the state were encouraged and funded agencies were required to participate in the mobilization.

Project Results:

Sustained materials were used in conjunction with high visibility enforcement efforts during time periods outside of the CIOT mobilization to help increase statewide seat belt usage. OTSO allocated funds to purchase print advertising and/or educational materials to promote the Click It or Ticket campaign. Available materials were distributed to Safe Communities, law enforcement, and business partners to raise awareness among their community and / or employees of the importance of buckling up. The materials provided a visual reminder to the public and provided our partners a great educational opportunity while engaging the public. Uniform collateral pieces were used throughout the state to provide earned media to complement the paid media and enforcement efforts aimed at increasing seat belt usage. Materials purchased in FFY2023 included posters and highly visible magnetic car signs (highly visible magnetic car signs were ordered/purchased prior to NHTSA advisement that they were no longer allowed).

Awarded:	200,000.00	Expended:	19,796.40	Funding Source:	405b
-----------------	-------------------	------------------	------------------	------------------------	-------------

Project Number: M9MA-2023-00-00-02
M11MA-2023-00-00-02

Project Title: Motorcycle Awareness Print Advertising / Educational Materials

Funded Agency: Ohio Traffic Safety Office

Project Description:

Look Out for Motorcycle print advertising / educational materials were one of Ohio’s communication and outreach strategies to inform the public about sharing the road.

Project Results:

Section 405f funds were allocated to purchase print advertising and / or educational materials aimed to increase motorists’ awareness of motorcyclists. Materials purchased included banners and yard signs. Materials were distributed to Safe Communities, law enforcement, and business partners to raise awareness among their community and / or employees of the importance of sharing the road. The materials provided a visual reminder to the public and provide our partners an educational opportunity while engaging the public. Uniform collateral pieces were used throughout the state to provide earned media to complement the paid media and enforcement efforts aimed at increasing motorcycle awareness.

Awarded:	163,766.00	Expended:	163,766.00	Funding Source:	405f
-----------------	-------------------	------------------	-------------------	------------------------	-------------

Project Number: SC-2023-00-00-01

Project Title: Speed Print Advertising / Educational Materials

Funded Agency: Ohio Traffic Safety Office

Project Description:

Speed print advertising/educational materials were one of Ohio’s communication and outreach strategies to inform the public of the dangers of speeding.

Project Results:

OTSO allocated funds to purchase print advertising and / or educational materials to promote speed messaging. Materials were distributed to Safe Communities, Law Enforcement, and business partners to raise awareness among their community and / or employees of the dangers of speeding. The materials provided a visual reminder to the public and provided our partners a great educational opportunity while engaging the public. Uniform collateral pieces were used throughout the state to provide earned media to compliment the paid media and enforcement efforts aimed at reducing speeding. OTSO continued to utilize materials already on hand during FFY2023.

Awarded:	75,000.00	Expended:	0.00	Funding Source:	402 SC
-----------------	------------------	------------------	-------------	------------------------	---------------

Project Number: DD-2023-00-00-02

Project Title: Distracted Driving Print Advertising / Educational Materials

Funded Agency: Ohio Traffic Safety Office

Project Description:

Funds were allocated to provide law enforcement agencies and other partners (Safe Communities, traffic safety partners, etc.) around the state with print advertising / educational materials (e.g., banners, signs, posters, etc.) to promote the distracted driving message.

Project Results:

OTSO allocated funds to purchase print advertising and / or educational materials to promote the distracted driving message. Materials purchased included posters, banners, informational handouts (including Spanish language), and rack cards focusing on Ohio’s new distracted driving law. Materials were distributed to Safe Communities, Law Enforcement, and business partners to raise awareness among their community and / or employees of the dangers of distracted driving. The materials provided a visual reminder to the public and provided our partners a great educational opportunity while engaging the public. Uniform collateral pieces were used throughout the state to provide earned media to compliment the paid media and enforcement efforts aimed at reducing distracted driving.

Awarded:	200,000.00	Expended:	66,090.00	Funding Source:	402 DD
-----------------	-------------------	------------------	------------------	------------------------	---------------

Project Number: DE-2023-00-00-01

Project Title: Youthful Driver Print Advertising / Educational Materials

Funded Agency: Ohio Traffic Safety Office

Project Description:

Funds were allocated to provide law enforcement agencies and other partners (Safe Communities, traffic safety partners, etc.) around the state with print advertising / educational materials (e.g., banners, signs, posters, etc.) to address youthful drivers.

Project Results:

OTSO allocated funds to purchase print advertising and / or educational materials to promote traffic safety messaging to youthful drivers. Materials purchased included posters designed by youths through SADD and FCCLA. Available materials were distributed to Safe Communities, Law Enforcement, and business partners to raise awareness among their community and / or employees of youthful driving issues. The materials provided a visual reminder to the public and provided our partners a great educational opportunity while engaging the public.

Awarded:	100,000.00	Expended:	802.40	Funding Source:	402 DE
-----------------	-------------------	------------------	---------------	------------------------	---------------

Project Number: DE-2023-00-00-02

Project Title: Mature Driver Print Advertising / Educational Materials

Funded Agency: Ohio Traffic Safety Office

Project Description:

Funds were allocated to provide law enforcement agencies and other partners (Safe Communities, traffic safety partners, etc.) around the state with print advertising / educational materials (e.g., banners, signs, posters, etc.) to address mature drivers.

Project Results:

OTSO allocated funds to purchase print advertising and / or educational materials to promote traffic safety messaging to mature drivers. Available materials were distributed to Safe Communities, Law Enforcement, and business partners to raise awareness among their community and / or employees of mature driving issues. Mature driver materials were not purchased in FFY2023.

Awarded:	25,000.00	Expended:	0.00	Funding Source:	402 DE
-----------------	------------------	------------------	-------------	------------------------	---------------

Project Number: DE-2023-00-00-04

Project Title: Combination Message Print Advertising / Educational Materials

Funded Agency: Ohio Traffic Safety Office

Project Description:

Funds were allocated to provide law enforcement agencies and other partners (Safe Communities, traffic safety partners, etc.) around the state with print advertising / educational materials (e.g., banners, signs, posters, etc.) to address combination issues, i.e., Buckle Up. Phones Down.

Project Results:

OTSO allocated funds to purchase print advertising and / or educational materials to promote traffic safety messaging to mature drivers. Available materials were distributed to Safe Communities, Law Enforcement, and business partners to raise awareness among their community and / or employees of mature driving issues. Combination messaging materials were not purchased in FFY2023.

Awarded:	25,000.00	Expended:	0.00	Funding Source:	402 DE
-----------------	------------------	------------------	-------------	------------------------	---------------

Project Number: DE-2023-00-00-05

Project Title: CarFit

Funded Agency: Central Ohio Area on Aging

Project Description:

This grant established a statewide CarFit program. FFY2023 grant was awarded mid-year to set-up the program to ensure consistency with core principles and values of the CarFit program.

Project Results:

This project started mid-year in FFY2023. The position of Statewide CarFit Coordinator was created, hired, and trained. In addition, a tracking system was implemented. Two CarFit events were conducted through this grant in FFY2023.

Awarded:	44,986.00	Expended:	19,566.38	Funding Source:	402 DE
-----------------	------------------	------------------	------------------	------------------------	---------------

Driver Education and Behavior Summary

Project Number	Project Title	Awarded Amount	Expended Amount	Local Benefit
FAST Act 402 DD – Distracted Driving				
DD-2023-00-00-02	Distracted Driving Print Advertising/Educational	\$200,000.00	\$66,090.00	\$0.00
FAST Act 402 DD Total		\$200,000.00	\$66,090.00	\$0.00
FAST Act 402 DE – Driver Education				
DE-2023-00-00-01	Youthful Driver Print Advertising/Educational	\$100,000.00	\$802.40	\$0.00
DE-2023-00-00-02	Mature Driver Print Advertising/Educational	\$25,000.00	\$0.00	\$0.00
DE-2023-00-00-04	Combination Message Print Advertising / Educational	\$25,000.00	\$0.00	\$0.00
DE-2023-00-00-05	CarFit	\$44,986.00	\$19,566.38	\$0.00
FAST Act 402 DE Total		\$194,986.00	\$20,368.78	\$0.00
FAST Act 402 SC – Speed Management				
SC-2023-00-00-01	Speed Print Advertising/Educational	\$75,000.00	\$0.00	\$0.00
FAST Act 402 SC Total		\$75,000.00	\$0.00	\$0.00
FAST Act 405d Impaired Driving Low				
M6OT-2023-00-00-04	Impaired Driving Print Advertising/Educational	\$200,000.00	\$0.00	\$0.00
FAST Act 405d Impaired Driving Low Total		\$200,000.00	\$0.00	\$0.00
BIL 405b OP Low				
M2X-2023-00-00-04	Seat Belt Print Advertising/Education	\$200,000.00	\$19,796.40	\$0.00
BIL 405b OP Low Total		\$200,000.00	\$19,796.40	\$0.00
BIL 405f Motorcycle Programs				
M9MA-2023-00-00-02	Motorcycle Awareness Print Advertising/Educational	\$47,015.96	\$47,015.96	\$0.00
M11MA-2023-00-00-02	Motorcycle Awareness Print Advertising/Educational	\$116,750.04	\$116,750.04	\$0.00
BIL 405f Motorcycle Programs Total		\$163,766.00	\$163,766.00	\$0.00
Total Funding Driver Education and Behavior Program Area		\$1,033,752.00	\$270,021.18	\$0.00

The Ohio Traffic Safety Office (OTSO) continues to produce / print uniform collateral print advertising and educational materials for sub-recipients and other traffic safety partners to distribute at a local level. These pieces provide earned media to compliment paid media and enforcement efforts.

Impaired Driving (Drug and Alcohol)

Project Number: 164AL-2023-00-00-01

Project Title: Impaired Driving Enforcement Program

Funded Agency: See chart below under Project Results

Project Description:

High Visibility is designed to convince the public that there are consequences to traffic violations. Grants were awarded to law enforcement agencies whose jurisdictions experienced an average of 2.0 or more fatal crashes over the three-year period of 2019, 2020 and 2021. Each agency conducted impaired driving enforcement activity to impact their fatal crashes.

Project Results:

Funded Agencies

56 Sheriff Offices and 38 local jurisdictions

Agency	County	Population	Awarded	Expended
Allen Co. Sheriff's Office	Allen	102,206	26,715.98	10,487.97
Shawnee Twp. Police Dept.	Allen		21,225.19	9,136.81
Ashland Co. Sheriff's Office	Ashland	52,447	18,762.21	15,811.70
Ashtabula Co. Sheriff's Office	Ashtabula	97,574	22,227.82	7,281.98
Athens Co. Sheriff's Office	Athens	62,431	20,240.00	19,258.09
Brown Co. Sheriff's Office	Brown	43,676	16,992.36	10,774.10
Butler Co. Sheriff's Office	Butler	390,357	51,918.05	46,854.90
Hamilton Police Dept.	Butler		25,188.74	23,247.85
Middletown Police Dept.	Butler		23,561.36	0.00
West Chester Police Dept.	Butler		19,071.10	13,845.72
Champaign Co. Sheriff's Office	Champaign	38,714	7,846.65	1,275.97
Clark Co. Sheriff's Office	Clark	136,001	40,067.12	4,013.67
Springfield Police Dept.	Clark		22,473.86	13,828.98
Clermont Co. Sheriff's Office	Clermont	208,601	39,109.59	24,370.63
Miami Twp. Police Dept.	Clermont		28,016.90	27,949.64
Pierce Twp. Police Dept.	Clermont		25,703.85	11,289.88
Crawford Co. Sheriff's Office	Crawford	42,025	14,946.00	12,405.18
Cuyahoga Co. Sheriff's Office	Cuyahoga	1,264,817	45,206.67	39,779.56
Cleveland Police Dept.	Cuyahoga		31,676.43	2,988.71
Euclid Police Dept.	Cuyahoga		29,187.37	4,409.55
Independence Police Dept.	Cuyahoga		14,816.38	14,460.82
North Royalton Police Dept.	Cuyahoga		12,289.12	4,243.55
Defiance Co. Sheriff's Office	Defiance	38,286	17,437.00	16,102.69
Delaware Co. Sheriff's Office	Delaware	214,124	41,559.22	17,799.22
Erie Co. Sheriff's Office	Erie	75,622	27,245.31	6,250.97
Perkins Twp. Police Dept.	Erie		18,256.54	9,917.42
Lancaster Police Dept.	Fairfield	40,552	7,916.18	6,379.58

Agency	County	Population	Awarded	Expended
Franklin Co. Sheriff's Office	Franklin	1,323,807	63,160.66	30,147.27
Blendon Twp. Police Dept.	Franklin		26,591.43	3,004.32
Columbus Police Dept.	Franklin		60,786.62	46,442.84
Gahanna Police Dept.	Franklin		14,547.23	3,744.27
Mifflin Twp. Police Dept.	Franklin		21,936.92	11,107.47
Fulton Co. Sheriff's Office	Fulton	42,713	18,142.91	11,650.81
Geauga Co. Sheriff's Office	Geauga	95,397	29,786.76	13,662.03
Greene Co. Sheriff's Office	Greene	167,966	46,150.14	19,673.38
Beavercreek Police Dept.	Greene		33,392.50	13,152.82
Fairborn Police Dept.	Greene		15,234.91	4,844.38
Hamilton Co. Sheriff's Office	Hamilton	830,639	54,605.84	9,037.89
Cincinnati Police Dept.	Hamilton		54,661.88	1,731.90
Springfield Twp. Police Dept.	Hamilton		28,214.40	25,153.09
Hancock Co. Sheriff's Office	Hancock	74,920	19,006.33	13,579.23
Hardin Co. Sheriff's Office	Hardin	30,696	12,807.48	11,304.33
Harrison Co. Sheriff's Office	Harrison	14,483	19,616.63	14,877.86
Henry Co. Sheriff's Office	Henry	27,662	19,395.60	2,655.55
Highland Co. Sheriff's Office	Highland	43,317	15,466.62	0.00
Hocking Co. Sheriff's Office	Hocking	28,050	19,355.07	1,554.50
Holmes Co. Sheriff's Office	Holmes	44,223	13,971.40	9,909.12
Jackson Co. Sheriff's Office	Jackson	32,653	12,623.91	7,206.47
Jefferson Co. Sheriff's Office	Jefferson	65,249	18,156.28	14,456.15
Mentor Police Dept.	Lake	47,450	29,976.10	7,588.84
Licking Co. Sheriff's Office	Licking	178,519	14,727.64	122.52
Newark Police Dept.	Licking		11,781.95	4,835.06
Logan Co. Sheriff's Office	Logan	46,150	18,829.13	14,652.76
Lorain Co. Sheriff's Office	Lorain	312,964	45,562.88	24,258.24
Elyria Police Dept.	Lorain		23,610.59	3,437.68
Lorain Police Dept.	Lorain		24,818.45	15,397.54
Lucas Co. Sheriff's Office	Lucas	431,279	45,045.00	17,449.51
Sylvania Twp. Police Dept.	Lucas		14,355.93	7,917.39
Toledo Police Dept.	Lucas		38,099.88	29,455.04
Mahoning Co. Sheriff's Office	Mahoning	228,614	37,110.67	32,801.37
Boardman Police Dept.	Mahoning		20,924.40	3,437.11
Youngstown Police Dept.	Mahoning		22,371.87	3,800.93
Marion Co. Sheriff's Office	Marion	65,359	24,416.16	12,839.15
Medina Co. Sheriff's Office	Medina	182,470	37,676.38	22,638.16
Mercer Co. Sheriff's Office	Mercer	42,528	22,253.98	20,201.34
Miami Co. Sheriff's Office	Miami	108,774	38,101.14	36,914.43
Montgomery Co. Sheriff's Office	Montgomery	537,309	48,801.18	30,029.37
Dayton Police Dept.	Montgomery		38,086.02	8,093.34
Miami Township Police Dept.	Montgomery		24,991.48	18,492.22
Riverside Police Dept.	Montgomery		10,921.76	291.24
Trotwood Police Dept.	Montgomery		11,321.52	2,206.11
Pickaway Co. Sheriff's Office	Pickaway	58,539	17,836.75	3,783.75
Portage Co. Sheriff's Office	Portage	161,791	21,796.25	7,952.56
Putnam Co. Sheriff's Office	Putnam	34,451	15,987.55	14,286.47
Richland Co. Sheriff's Office	Richland	124,936	33,737.49	25,457.67

Agency	County	Population	Awarded	Expended
Sandusky Co. Sheriff's Office	Sandusky	58,896	22,798.88	10,478.10
Scioto Co. Sheriff's Office	Scioto	74,008	19,616.63	13,877.67
Seneca Co. Sheriff's Office	Seneca	55,069	17,001.08	4,184.55
Stark Co. Sheriff's Office	Stark	374,853	37,129.83	26,777.36
Canton Police Dept.	Stark		26,705.18	16,690.76
Summit Co. Sheriff's Office	Summit	540,428	42,907.48	4,803.76
Akron Police Dept.	Summit		38,557.07	10,500.47
Cuyahoga Falls Police Dept.	Summit		25,427.51	12,684.72
Trumbull Co. Sheriff's Office	Trumbull	201,977	25,524.70	14,640.10
Howland Twp. Police Dept.	Trumbull		19,041.20	4,775.50
Warren Police Dept.	Trumbull		19,465.25	247.65
Tuscarawas Co. Sheriff's Office	Tuscarawas	93,263	17,698.56	12,137.28
Van Wert Co. Sheriff's Office	Van Wert	28,931	18,308.85	15,144.61
Vinton Co. Sheriff's Office	Vinton	12,800	12,761.96	2,946.33
Washington Co. Sheriff's Office	Washington	59,771	19,616.63	9,633.06
Wayne Co. Sheriff's Office	Wayne	116,894	16,883.60	8,870.13
Williams Co. Sheriff's Office	Williams	37,102	20,206.62	847.20
Wood Co. Sheriff's Office	Wood	132,248	30,997.39	3,436.11
Wyandot Co. Sheriff's Office	Wyandot	21,900	17,763.95	392.18

Note: Police departments are indented underneath their county with a blank population; population has already been accounted for under the county agency.

Highly visible enforcement activities were conducted at strategic times throughout the year consistent with the NHTSA Communications Calendar.

Dates	Blitz/National Campaign
October 21 – 31, 2022	Halloween
November 23 – 27, 2022	Thanksgiving
December 16 – 31, 2022	Winter Holiday Drive Sober or Get Pulled Over
January 1, 2023	Winter Holiday Drive Sober or Get Pulled Over
February 12 – 13, 2023	Super Bowl
March 17 – 19, 2023	St. Patrick's Day
April – May 2023	Prom
July 1 – 5, 2023	4 th of July
August 18 – September 4, 2023	Drive Sober or Get Pulled Over
October 2022 and/or September 2023	Homecoming

Total Overtime Enforcement	FFY2019	FFY2020	FFY2021	FFY2022	FFY2023
Total Overtime Hours	29,816	14,588	13,728	11,766	18,787
Number of Traffic Stops	41,029	17,818	16,653	14,441	21,959
DUID	50	13	21	17	33
OVI Arrests Under 21	82	36	26	34	32
OVI Arrests 21 and Over	543	203	180	113	224
Refusals	160	80	76	70	90
Adult Restraint Citations	1,008	522	459	398	686
Child Restraint Citations	178	46	52	51	73
Speed Citations	8,818	4,212	4,010	2,959	4562
Distracted Driving	78	33	24	15	35
Driving Under Suspension	2,279	1,010	943	710	1073
No Operator License Citations	859	460	509	478	549
Felony Arrests	312	171	143	125	180
Other Citations Issued	5,273	2,250	1,792	1,630	2787

See Appendix C for summary of all FFY2023 enforcement details.

Crash Data

ALCOHOL RELATED CRASHES						
Year	Fatal Crashes			Serious Injury Crashes		
	Statewide	Funded Counties	Percent	Statewide	Funded Counties	Percent
2018	266	228	85.71%	863	712	82.50%
2019	331	267	80.66%	875	731	83.54%
2020	384	330	85.94%	829	692	83.47%
2021	404	348	86.14%	895	747	83.46%
2022	388	329	84.79%	835	701	83.95%

IDEP agencies reached 84.74 percent of Ohio’s population (approximately 10 million people) through earned media and high visibility enforcement.

Awarded: 2,428,823.01 Expended: 1,184,283.39 Funding Source: 164 AL

Project Number: M6OT-2023-00-00-05

Project Title: Statewide Impaired Driving Enforcement Program

Funded Agency: Ohio State Highway Patrol

Project Description:

There were 1,682 alcohol related fatal crashes and 4,463 alcohol related serious injury crashes in Ohio between 2017 and 2021. In FFY2023, the Ohio State Highway Patrol (OSHP) continued with their Impaired Driving Enforcement grant.

Project Results:

The Ohio State Highway Patrol (OSHP) continued their Impaired Driving Enforcement grant. The OSHP focused on increasing manpower at problem locations throughout the year and used low manpower sobriety checkpoints to be more visible on Ohio roads during blitz periods and mandatory campaigns. They conducted 58 checkpoints and 11,719 hours of saturation patrols. Forty-nine of the 58 (84.5 percent) checkpoints were low manpower checkpoints. Twenty of the checkpoints occurred during Driver Sober or Get Pulled Over. All activity in FFY2023 occurred between 6 p.m. and 6 a.m.

Total Overtime Enforcement	FFY2019	FFY2020	FFY2021	FFY2022	FFY2023
Total Overtime Hours	24,683	13,094	14,616	10,343	11,719
Number of Traffic Stops	34,574	17,606	22,093	16,820	18,260
DUID	350	229	272	139	162
OVI Arrests Under 21	120	6	6	6	5
OVI Arrests 21 and Over	1,261	644	847	558	669
Refusals	329	86	89	80	69
Adult Restraint Citations	2,770	1,148	1,555	1,252	1,203
Child Restraint Citations	113	50	76	43	50
Speed Citations	7,843	4,347	6,085	5,061	4,957
Distracted Driving	422	188	228	211	162
Driving Under Suspension	1,226	630	750	523	577
No Operator License Citations	399	268	375	310	322
Felony Arrests	340	187	275	165	187
Other Citations Issued	3,706	2,507	2,905	2,222	2,415

Total Checkpoint Activity	FFY2019	FFY2020	FFY2021	FFY2022	FFY2023
OVI Checkpoints Conducted	105	8	47	55	58
Vehicles Through Checkpoint	47,843	4,668	17,710	22,969	23,409
Vehicles Checked	42,908	4,263	15,877	21,031	23,409
DUID	18	8	11	6	13
OVI Arrests Under 21	13	4	6	2	6
OVI Arrests 21 and Over	102	19	21	28	36
Refusals	33	7	9	8	11
Driving Under Suspension	41	4	12	14	10
No Operator License Citations	15	0	8	2	8
Restraint Citations	8	2	4	10	4
Other Citations Issued	94	11	30	22	22
Vehicles Seized	3	0	0	2	1
Felony Arrests	15	0	9	3	6

See Appendix C for summary of all FFY2023 enforcement details.

Total Awarded: 2,156,918.37 Expended: 889,748.94 Funding Source: 405d

Project Number: M6OT-2023-00-00-06

Project Title: OVI Task Force Program

Funded Agencies: See chart below under Project Results

Project Description:

Ohio's OVI Task Force program is a countywide initiative to conduct high visibility enforcement, public awareness and education focusing on impaired driving. In order to reach our goal of reducing fatalities in crashes involving a driver or motorcycle operator with a blood alcohol concentration of .08 g/dL or higher, Ohio concentrated its OVI Task Force program in the counties that experienced the highest number of alcohol-related crashes. The counties that had a yearly average of at least six alcohol related fatal crashes were eligible to apply. Each OVI Task Force was required to conduct a minimum of 16 checkpoints (two during the Drive Sober or Get Pulled

Over Crackdown) and three press events (one during Drive Sober or Get Pulled Over). Saturation patrols were conducted in conjunction with the checkpoints.

Project Results:

Funded Agencies

Agency	County	Population	Awarded	Expended
Oxford Division of Police	Butler	390,357	225,000.00	184,435.66
University Hospitals of Cleveland	Cuyahoga	1,264,817	225,000.00	179,211.49
Franklin County Sheriff's Office	Franklin	1,323,807	224,855.92	134,555.58
Blue Ash Police Department	Hamilton	830,639	225,000.00	168,924.20
Licking County Sheriff's Office	Licking	178,519	225,000.00	40,423.39
North Ridgeville Police Department	Lorain	312,964	224,983.88	163,605.42
Lucas County Sheriff's Office	Lucas	431,279	225,000.00	143,060.30
Canfield Police Department	Mahoning	228,614	225,000.00	205,773.20
Dayton Police Department	Montgomery	537,309	224,999.23	126,120.06
Stark County Sheriff's Office	Stark	374,853	225,000.00	145,809.01
Summit County Sheriff's Office	Summit	540,428	225,000.00	84,518.16
Warren Police Department	Trumbull	201,977	212,214.28	82,229.98

Total Checkpoint Activity	FFY2019	FFY2020	FFY2021	FFY2022	FFY2023
OVI Checkpoints Conducted	201	92	118	145	181
Vehicles Through Checkpoint	81,183	33,014	45,413	50,295	64,071
Vehicles Checked	72,821	31,223	44,113	43,366	56,409
DUID	8	4	16	20	52
OVI Arrests Under 21	5	2	3	3	9
OVI Arrests 21 and Over	145	69	88	90	94
Refusals	36	23	33	33	22
Driving Under Suspension	425	256	395	372	325
No Operator License Citations	192	107	186	244	261
Restraint Citations	75	23	41	63	131
Other Citations Issued	477	222	192	367	378
Vehicles Seized	216	97	128	137	163
Felony Arrests	41	21	35	52	43

Total Saturation Patrol Activity	FFY2019	FFY2020	FFY2021	FFY2022	FFY2023
Total Overtime Hours	20,785	15,647	15,526	16,259	16,424
Number of Traffic Stops	30,360	20,889	20,070	21,016	21,482
DUID	20	30	32	32	33
OVI Arrests Under 21	82	48	46	50	56
OVI Arrests 21 and Over	461	317	348	382	391
Refusals	135	117	134	129	169
Adult Restraint Citations	1,001	590	584	568	607
Child Restraint Citations	92	71	76	66	76
Speed Citations	4,985	3,624	3,822	4,044	3,529
Distracted Driving	78	54	59	48	51
Driving Under Suspension	1,883	1,399	1,374	1,289	1,170
No Operator License	677	545	589	630	592
Felony Arrests	255	181	284	225	204
Other Citations	5,454	3,560	3,774	4,232	3,556

See Appendix C for summary of all FFY2023 enforcement details.

Of the 181 checkpoints conducted by the Countywide OVI Task forces, 174 or 96.1 percent were low-manpower (14 officers or less). Seventeen checkpoints were conducted during Drive Sober or Get Pulled Over.

Crash Data

ALCOHOL RELATED CRASHES						
Year	Fatal Crashes			Serious Injury Crashes		
	Statewide	Funded Counties	Percent	Statewide	Funded Counties	Percent
2018	266	122	45.86%	863	426	49.36%
2019	331	173	52.27%	875	432	49.37%
2020	384	204	53.13%	829	378	45.60%
2021	404	213	52.72%	895	426	47.60%
2022	388	215	55.41%	835	404	48.38%

OVI Task Forces reached 56.07 percent of Ohio’s population (approximately 6.6 million people) through earned media, education and high visibility enforcement.

Awarded: 2,687,053.31 Expended: 1,658,666.45 Funding Source: 405d

Project Number: M6OT-2023-00-00-07

Project Title: Statewide Drugged Driving Enforcement Program

Funded Agency: Ohio State Highway Patrol

Project Description:

There were 1,653 drugged driving fatal crashes and 2,041 drugged driving serious injury crashes in Ohio between 2017 and 2021. The Ohio State Highway Patrol (OSHP) focused enforcement efforts on drugged drivers.

Project Results:

The Ohio State Highway Patrol conducted 4,138 hours of drugged driving enforcement during FFY2023. These efforts resulted in 29 OVIs with 24 suspected of driving under the influence of drugs between 10:00 am and 6:00 pm.

Total Overtime Enforcement	FFY2020	FFY2021	FFY2022	FFY2023
Overtime Hours	2,278	4,512	3,087	4,138
Number of Traffic Stops	4,157	7,252	5,416	7,090
DUID	23	28	16	24
OVI Arrests Under 21	0	0	0	1
OVI Arrests 21 and Over	32	39	21	28
Refusals	4	0	2	2
Adult Restraint Citations	861	1,003	706	1,292
Child Restraint Citations	18	27	15	20
Speed Citations	1,346	3,328	2,832	3,225
Distracted Driving	83	129	37	48
Driving Under Suspension	157	231	140	149
No Operator License Citations	67	81	51	79
Felony Arrests	27	55	27	27
Other Citations Issued	554	887	541	808

See Appendix C for summary of all FFY2023 enforcement details.

Awarded:	569,426.45	Expended:	293,425.78	Funding Source:	405d
-----------------	-------------------	------------------	-------------------	------------------------	-------------

Project Number: M6OT-2023-00-00-08

Project Title: Trace Back Program

Funded Agency: Ohio State Highway Patrol

Project Description:

The Ohio State Highway Patrol, Ohio Investigative Unit continued to implement a statewide Trace Back Program that was initiated in FFY2013, where Agents were called out to alcohol-involved fatal and serious injury crashes to interview suspects / witnesses to “trace back” where the alcohol was consumed prior to crash. Agents opened a case to determine if alcohol was served or consumed in violation of the law in an effort to hold establishments accountable for over serving and / or selling to minors. Grant funding paid for trace back investigations that were completed in an overtime status.

Project Results:

OIU received 115 trace-back investigation requests, 110 of which were investigated. The breakdown of requesting agency is listed below. These investigations have resulted in enforcement action being taken against the establishment as well as positive media coverage. Federal funding is only used for overtime.

Requesting Agency Type	Number of Requests
State Patrol	98
Local Police Department	11
County Sheriff's Office	5
Citizen	1
Total	115

Result	FFY2019	FFY2020	FFY2021	FFY2022	FFY2023
Dismissed – Paid Court Costs	2	2	2	5	2
Dismissed with Prejudice	0	2	0	0	1
Guilty	7	11	19	10	12
Guilty of Lesser	0	6	2	1	1
Nolle Pros	8	0	9	7	1
Pending	39	61	31	30	15
Reprimanded & Released	1	0	1	1	1
Sealed	1	0	1	3	2
Civil Citations	22	19	15	17	13
Diversion	2	0	1	0	5
Unfounded	122	115	118	104	79

Highlights

OIU Akron – OSHP Ravenna requested a Trace-Back reference a single vehicle fatal crash that occurred in Nelson Twp., Nelson. The driver had been consuming alcoholic beverages at his place of employment, Sean’s Pub & Eatery in Garrettsville. The driver reportedly consumed 3 beers and 3 shots in two-hours. The driver was Facetiming his girlfriend and travelling at a high rate of speed prior to the crash. After the investigation, agents issued an administrative violation notice against the liquor permit for Sale of Beer or Intoxicating Liquor to an Intoxicated Person and Furnishing Beer or Intoxicating Liquor to an Intoxicated Person.

OIU Athens – Agents received a Trace-Back referral from the Muskingum County Sheriff’s Office after a 17 yr. old crashed his car while intoxicated. The juvenile told Deputies he had purchased alcohol at a drive-thru in Zanesville before consuming it at the Muskingum County Fair. Agents conducted interviews and visited the permit premises, recovering surveillance video of the juvenile purchasing the alcohol without identification being checked. The clerk was identified and he was issued a summons reflecting sale / furnishing alcohol to an underage. An administrative citation was issued against the liquor permit reflecting Sale / Furnishing Beer and Intoxicating Liquor to A Person Under 21 Years of Age

Total Awarded:	44,896.54	Expended:	24,504.84	Funding Source:	405d
-----------------------	------------------	------------------	------------------	------------------------	-------------

Project Number: M6OT-2023-00-00-09

Project Title: Drug Recognition Expert Program

Funded Agency: Ohio State Highway Patrol

Project Description:

Ohio currently has 168 certified DREs. Two DRE classes, twenty Advanced Roadside Impaired Driving Enforcement (ARID), and one DRE Instructor class were planned in FFY2023. Ohio currently has 25 DRE instructors. The OSHP is the statewide DRE Coordinator.

Project Results:

Drug Category Name	Total Opinions	Evaluations with completed Toxicology	Confirmed Matches of Completed Toxicology	Rate of Accuracy of Completed Toxicology
Stimulants	37	66	31	83.8%
Depressants	31	37	18	58.1%
Hallucinogens	1	0	0	N/A
Dissociative Anesthetic	0	2	0	N/A
Narcotic	27	41	25	92.6%
Inhalant	0	0	0	N/A
Cannabis	76	90	67	88.2%

Other	
Poly Drug Use	86
Alcohol Rule Outs	7
Alcohol and Drugs	28
Medical Impairment	8
No Opinion of Impairment	5
Toxicology Results Pending	115
Toxicology Found No Drugs	14
Toxicology Refused	66

Agency Type	Number of DREs
State Patrol	60
City Police Department	100
County Sheriff's Office	12
Total	172

Two DRE training courses were conducted; training an additional 22 DREs in FFY2023. Ohio currently has 26 DRE Instructors. The DRE program conducted 20 ARIDE training classes training 356 students. This is in addition to the Ohio Attorney General's Office – Ohio Peace Officer's Training Academy grant that conducted ten classes training 226 students. The DRE program responded to 136 calls for service through an extensive call-out system.

Awarded:	624,000.00	Expended:	586,040.07	Funding Source:	405d
-----------------	-------------------	------------------	-------------------	------------------------	-------------

Project Number: M6OT-2023-00-00-10
Project Title: Ignition Interlock Device Program
Funded Agency: Ohio Traffic Safety Office

Project Description:

Ohio's passage of an Ignition Interlock law, H.B. 388 will provide the state with an additional tool to deter alcohol impaired driving. This law provides for the use of Ignition Interlock Devices for drivers wishing to regain their driving privileges. The OTSO has oversight of this program. Ohio continues the inspection of ignition interlock installers.

Project Results:

The IID compliance officer funded under this grant conducted at least one inspection for every IID installation service center in Ohio. The compliance officer also conducted follow-up and spot inspections as needed based on the annual inspection results. Finally, the inspection officer served as the point of contact for service centers and IID manufactures for questions concerning compliance and best practices involving IID.

Awarded:	50,000.00	Expended:	36,920.06	Funding Source:	405d
-----------------	------------------	------------------	------------------	------------------------	-------------

Project Number: M6OT-2023-00-00-11

Project Title: Breath Testing Instrument Training

Funded Agency: Ohio Department of Health

Project Description:

The Ohio Department of Health (ODH) certified two new breath testing instruments to be available to law enforcement agencies across the state to better address impaired driving. ODH requested funding for the purchase of training instruments to be used to train and certify law enforcement across the state on these two new instruments to ensure consistency and establish competency.

Project Results:

A delay in the rules process has caused a delay in the training and certification of law enforcement. This program is on hold until the final rules are completed. There was no activity on this project in FFY2023.

Awarded:	150,000.00	Expended:	0.00	Funding Source:	405d
-----------------	-------------------	------------------	-------------	------------------------	-------------

Project Number: M6OT-2023-00-00-12

Project Title: Deleted

Funded Agency: Deleted

Project Description:

Project deleted.

Project Results:

Project deleted.

Awarded:	0	Expended:	0	Funding Source:	405d
-----------------	----------	------------------	----------	------------------------	-------------

Project Number: AL-2023-00-00-01
Project Title: Impaired Driving Assessment
Funded Agency: Ohio Traffic Safety Office

Project Description:

OTSO requested an Impaired Driving (ID) Assessment in FFY2023.

Project Results:

ID Assessment was completed using two rounds of questions in the web-based assessment system and an on-site session. Final report from the assessment team was provided to OTSO.

Awarded: 50,000.00 Expended: 26,553.29 Funding Source: 402 AL

Impaired Driving Summary

Project Number	Project Title	Awarded Amount	Expended Amount	Local Benefit
164 Transfer Funds – 164 Alcohol				
164 AL-2023-00-00-01	Impaired Driving Enforcement Program	\$737,645.35	\$737,645.35	\$737,645.35
164 Transfer Funds Total		\$737,645.35	\$737,645.35	\$737,645.35
FAST Act 402 AL – Alcohol				
AL-2023-00-00-01	Impaired Driving Assessment	\$50,000.00	\$26,553.29	\$0.00
FAST Act 402 AL Total		\$50,000.00	\$26,553.29	\$0.00
FAST Act 405d Impaired Driving Low				
M6OT-2023-00-00-05	Statewide Impaired Driving Enforcement Program	\$2,156,918.37	\$889,748.94	\$0.00
M6OT-2023-00-00-06	OVI Task Force Program	\$2,687,053.31	\$1,658,666.45	\$1,658,666.45
M6OT-2023-00-00-07	Statewide Drugged Driving Enforcement	\$569,426.45	\$293,425.78	\$0.00
M6OT-2023-00-00-08	Trace Back Program	\$44,896.54	\$24,504.84	\$0.00
M6OT-2023-00-00-10	Ignition Interlock Program	\$50,000.00	\$36,920.06	\$0.00
M6OT-2023-00-00-11	Breath Instrument Training	\$150,000.00	\$0.00	\$0.00
FAST Act 405d Impaired Driving Low Total		\$5,658,294.67	\$2,903,266.07	\$1,658,666.45
BIL 164 Transfer Funds – 164 Alcohol				
164 AL-2023-00-00-01	Impaired Driving Enforcement Program	\$1,691,177.66	\$446,638.04	\$446,638.04
BIL 164 Transfer Funds Total		\$1,691,177.66	\$446,638.04	\$446,638.04
Supplemental BIL 405d Impaired Driving Low				
M6OT-2023-00-00-09	Drug Recognition Expert Program	\$624,000.00	\$586,040.07	\$0.00
Supplemental BIL 405d Impaired Driving Low Total		\$624,000.00	\$586,040.07	\$0.00
Total Funding Impaired Driving (Alcohol and Drug) Program Area		\$8,761,117.68	\$4,700,142.82	\$2,842,949.84

In addition to the enforcement results listed above, Safe Community programs conducted impaired driving education at 673 events. These events reached over 1.6 million people. Events reached all audiences. Safe Community programs also distributed 139,946 print advertising / educational materials.

Type of Media	Gross Impressions
Print	23,203,093
Radio	99,572,528
Television	11,168,936
Web	15,325,324
Facebook	7,807,434
Twitter	975,898
Instagram	965,974
Other	1,399,469

Crash Data

ALCOHOL RELATED CRASHES						
Year	Fatal Crashes			Serious Injury Crashes		
	Total	Alcohol Related	Percent	Total	Alcohol Related	Percent
2018	996	266	26.71%	6,245	863	13.82%
2019	1,041	331	31.80%	5,982	875	14.62%
2020	1,154	384	33.28%	5,925	829	14.00%
2021	1,244	404	32.48%	6,405	895	13.97%
2022	1180	388	32.88%	6,163	835	13.55%

DRUG RELATED CRASHES						
Year	Fatal Crashes			Serious Injury Crashes		
	Total	Drug Related	Percent	Total	Drug Related	Percent
2018	996	208	20.68%	6,245	394	6.31%
2019	1,041	369	35.45%	5,982	381	6.37%
2020	1,154	443	38.33%	5,925	381	6.43%
2021	1,244	457	36.74%	6,405	367	5.73%
2022	1180	486	41.19%	6,163	299	4.85%

Motorcycle Safety

Project Number: MC-2023-00-00-01
Project Title: Motorcycle Training
Funded Agency: Ohio Traffic Safety Office

Project Description:

In FFY2023, the annual State Motorcycle Safety Association (SMSA) Summit was held in Columbus, Ohio. Attending the summit allowed Ohio’s motorcycle safety instructors to learn changes in motorcycle safety, diversity and inclusion, awareness, etc.

Project Results:

Project allowed for 68 of the 230 motorcycle instructors to attend the summit.

Awarded:	69,000.00	Expended:	20,400.00	Funding Source:	402 MC
-----------------	------------------	------------------	------------------	------------------------	---------------

Project Number: M9MT-2023-00-00-01
M11MT-2023-00-00-01
Project Title: Motorcycle Training
Funded Agency: Ohio Traffic Safety Office

Project Description:

In FFY2023, funds will be utilized to print the new student workbooks, range cards, activity cards, range support materials, range set-up supplies, and instructor training.

Project Results:

Funds were utilized for new Rider Enhancement Guides and range cards.

Awarded:	50,000.00	Expended:	27,521.96	Funding Source:	405f
-----------------	------------------	------------------	------------------	------------------------	-------------

Motorcycle Safety Summary

Project Number	Project Title	Awarded Amount	Expended Amount	Local Benefit
FAST Act 402 MC – Motorcycle Safety				
MC-2023-00-00-01	Motorcycle Training	\$69,000.00	\$20,400.00	\$0.00
FAST Act 402 Motorcycle Safety Total		\$69,000.00	\$20,400.00	\$0.00
BIL 405f – Motorcycle Programs				
M9MT-2023-00-00-01	Motorcycle Training	\$27,521.96	\$27,521.96	\$0.00
M11MT-2023-00-00-01	Motorcycle Training	\$22,478.04	\$0.00	\$0.00
BIL 405f Motorcycle Programs Total		\$50,000.00	\$27,521.96	\$0.00
Total Funding Motorcycle Safety Program Area		\$119,000.00	\$47,921.96	\$0.00

Safe Community programs conducted motorcycle safety / awareness education at 342 events, reaching over almost 692,000 people. Events reached all audiences. Safe Community programs also distributed 58,404 print advertising / educational materials.

Type of Media	Gross Impressions
Print	18,462,132
Radio	100,554,037
Television	5,813,523
Web	15,846,208
Facebook	6,071,284
Twitter	973,403
Instagram	932,822
Other	1,306

Non-Motorized (Pedestrians)

Ohio does not qualify for the Section 405h Non-motorized Safety Grant. Non-motorized programming is handled at a local level based on problem identification. See Community Traffic Safety Program, Safe Communities for funded pedestrian programming. See Roadway Safety / Traffic Engineering, Roadway Safety Training for pedestrian/bicycle funded training courses.

Safe Community programs conducted pedestrian education at 149 events. These events reached almost 290,000 people. Events reached all audiences. Safe Community programs also distributed pedestrian related print advertising / educational materials.

Type of Media	Gross Impressions
Print	1,524,467
Radio	2,368,438
Television	2,580,948
Web	248,770
Facebook	90,626
Twitter	2,303
Instagram	2,176

Occupant Protection (Adult and Child Passenger Safety)

Project Number: M2X-2023-00-00-05

Project Title: State Seat Belt Tac Squads

Funded Agency: Ohio State Highway Patrol

Project Description:

The Ohio State Highway Patrol conducted seat belt tac squads in all nine districts. Each district utilized hours in November and during the National May CIOT mobilization for seat belt tac squads between 6 a.m. and 6 p.m. in areas that had high numbers of unrestrained fatalities.

Project Results:

The Ohio State Highway Patrol conducted 6,605 hours of seat belt enforcement during November CIOT and the National CIOT mobilization of FFY2023. These efforts resulted in 3,131 adult restraint citations and 37 child restraint citations.

Overtime Enforcement	FFY2019	FFY2020	FFY2021	FFY2022	FFY2023
Overtime Hours	10,981	6,788	7,276	7,649	6,605
Number of Traffic Stops	18,709	12,068	10,799	13,535	11,840
DUID	19	20	20	16	7
OVI Arrests Under 21	3	0	0	0	2
OVI Arrests 21 and Over	50	36	38	26	17
Refusals	8	3	2	2	1
Adult Restraint Citations	7,448	4,720	3,926	3,815	3,131
Child Restraint Citations	59	52	45	49	37
Speed Citations	6,046	3,874	4,005	5,693	5,152
Distracted Driving	514	106	163	131	88
Driving Under Suspension	639	458	316	336	259
No Operator License Citations	218	155	152	170	179
Felony Arrests	67	32	33	29	13
Other Citations Issued	1,854	1,143	884	1,274	1,067

See Appendix C for summary of all FFY2023 enforcement details.

Awarded: 974,927.10 **Expended:** 448,978.72 **Funding Source:** 405b

Project Number: OP-2023-00-00-01

Project Title: Occupant Protection Coordinator Program

Funded Agency: Ohio Department of Health

Project Description:

The Ohio Department of Health (ODH) continued to be the lead agency for the Occupant Protection Coordinator (OPC) program. ODH contracted with eight OPC Coordinators to provide

occupant restraint programming to all 88 Ohio counties. The OPC responsibilities included coordinating a child safety seat distribution program for low-income families, conducting car seat check-up events, coordinating the NHTSA 32-hour Standardized Child Passenger Safety (CPS) Technician Training course and associated refresher course, disseminating occupant protection education and training for youth, and the National Campaigns for CPS and booster seats.

Project Results:

This program was responsible for coordinating the child safety seat distribution program for low-income families. This program distributed a total of 9,499 seats. OPC Coordinators conducted 88 OBB on-site visits and provided technical assistance 462 times to fitting stations (virtual and on-site). Coordinators distributed over 21,000 educational materials to families and 746 law cards to local law enforcement.

Activity	FFY2019	FFY2020	FFY2021	FFY2022	FFY2023
Car Seat Check Events	246	69	60	86	92
Car Seats Checked	6,200	6,118	5,502	7,445	4,609
New Technician Classes	16	10	12	12	17
New CPS Technicians	213	69	106	219	233

Additional activities include:

- Seven recertification opportunities with 14 participants.
- 15 continuing education opportunities with 259 participants.
- Earned media included 146 social media posts and 17 radio/tv interviews.
- Ohio currently has 1,034 Child Passenger Safety technicians and 45 instructors.
- Webinars for CEUs were offered to instructors and technicians quarterly.
- Five fitting stations were identified and onboarded to the using the National Digital Car Seat Check Form (NDCF).

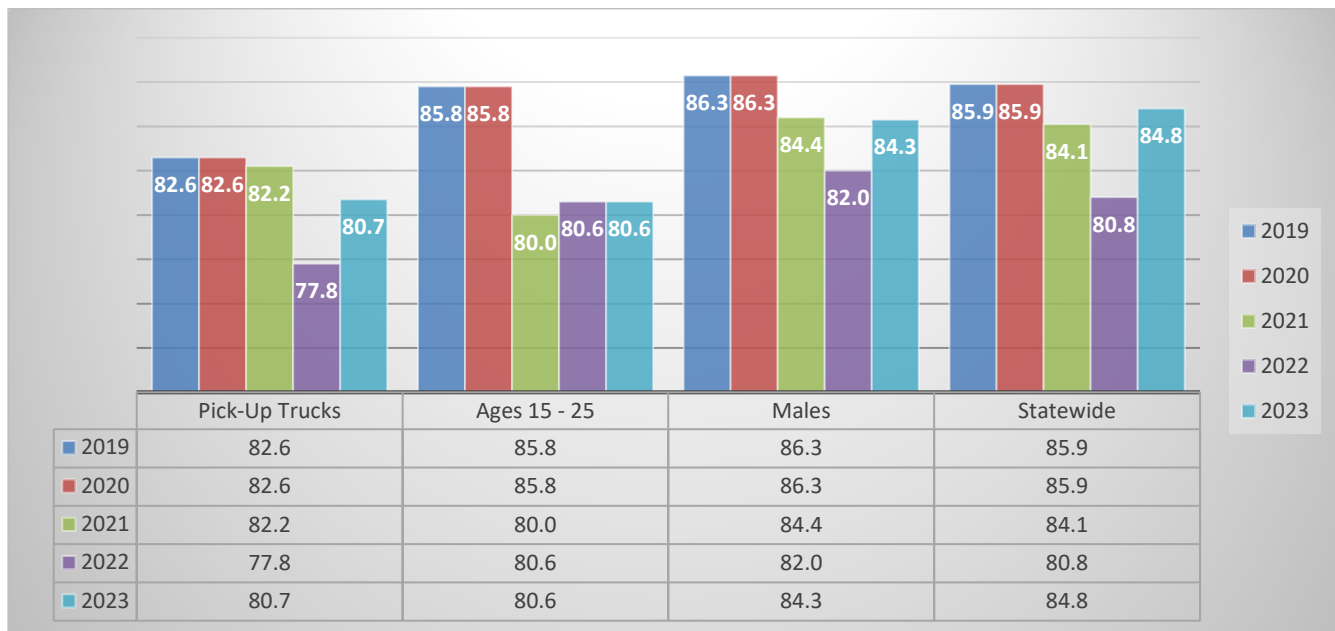
Awarded:	665,249.62	Expended:	607,588.03	Funding Source:	402 OP
-----------------	-------------------	------------------	-------------------	------------------------	---------------

Occupant Protection Summary

Project Number	Project Title	Awarded Amount	Expended Amount	Local Benefit
FAST Act 402 OP – Occupant Protection				
OP-2023-00-00-01	Occupant Protection Coordinator Program	\$665,249.62	\$607,588.03	\$535,054.34
FAST Act 402 OP Total		\$665,249.62	\$607,588.03	\$535,054.34
BIL 405b OP Low				
M2X-2023-00-00-05	Statewide Seat Belt Tac Squads	\$974,927.10	\$448,978.72	\$0.00
FAST Act 405b OP Low Total		\$974,927.10	\$448,978.72	\$0.00
Total Funding Occupant Protection (Adult and Child) Program Area		\$1,640,176.72	\$1,056,566.75	\$535,054.34

In addition to the projects listed above, Safe Community programs conducted seat belt education at 683 events. These events reached nearly 1.3 million people. Events reached all audiences. Safe Community programs also distributed 107,574 print advertising / educational materials.

Type of Media	Gross Impressions
Print	24,570,009
Radio	100,042,112
Television	11,681,987
Web	14,547,636
Facebook	7,081,915
Twitter	916,937
Instagram	878,747
Other	497,442



UNRESTRAINED CRASHES						
Year	Fatal Crashes			Serious Injury Crashes		
	Total	Unrestrained Related	Percent	Total	Unrestrained Related	Percent
2018	996	491	49.30%	6,245	1,897	30.38%
2019	1,041	551	52.93%	5,982	2,136	35.71%
2020	1,154	594	51.47%	5,925	2,254	38.04%
2021	1,244	654	52.57%	6,405	2,439	38.08%
2023	1,180	622	52.71%	6,163	2,261	36.69%

Planning & Administration

Project Number: PA-2023-00-00-01
CP-2023-00-00-01

Project Title: Traffic Safety Grant Program Management

Funded Agency: Ohio Traffic Safety Office

Project Description:

Housed under the Ohio Department of Public Safety (ODPS) / Ohio Traffic Safety Office (OTSO) administered the Section 402 State and Community grants, related National Highway Traffic Safety Administration (NHTSA) awards and initiatives and contracts for traffic safety activities.

Project Results:

The OTSO administered the Section 402 State and Community grants, related NHTSA awards and initiatives, and contracts for traffic safety activities. In addition to direct office expenditures, OTSO incurred the cost for staff salaries, benefits, and expenses such as travel, equipment, supplies and other direct costs necessary to carry out the functions of the office. The Ohio Department of Public Safety's Compliance Section monitored the traffic safety grants.

Awarded:	1,500,000.00	Expended:	1,136,788.31	Funding Source:	402 PA
	400,000.00		341,733.90		402 CP
	1,500,000.00		1,136,788.31		State Soft Match

Project Number: PA-2023-00-00-02

Project Title: Web-Based Grants Management System

Funded Agency: Ohio Traffic Safety Office

Project Description:

The Web-based grants management system called GRANTS (Grant Records and Application Network for Traffic Safety) was launched in 2005 to receive grant proposals for FFY2006 and upgraded in 2017 to GRANTS Plus for FFY2018. The online system makes the entire grant management process more efficient and accessible. This system eliminated paper submission while enhancing grant tracking because all agencies are required to submit their proposal, reports, reimbursement claims and grant revisions through the online system. A grant file can be accessed by multiple viewers from different agencies at the same time provided they have the security level to view the grant. The funding allocated to this project is for maintenance service, training and system enhancements.

Project Results:

The OTSO continued to use the web-based grants management system called GRANTS Plus (Grant Records and Application Network for Traffic Safety). Using a web-based grants management system has enhanced grant tracking because all agencies are required to submit their proposal, reports, reimbursement claims, and grant revision through the GRANTS Plus system. Funds were used for annual maintenance and for upgrades to enhance the system.

Awarded:	200,000.00	Expended:	89,980.50	Funding Source:	402 PA
	200,000.00		89,980.50		State Soft Match

Project Number: CP-2023-00-00-02
Project Title: Traffic Safety Resource Prosecutor Program
Funded Agency: Stark County Sheriff's Office
Cincinnati Police Department

Project Description:

A Traffic Safety Resource Prosecutor's (TSRP) role was designed to increase the ability of prosecutors and law enforcement to effectively present and prosecute traffic safety violations, particularly focusing on impaired driving. The TSRP worked with the Law Enforcement Liaisons (LELs) and were a valuable resource to the office and to all of our partners.

Project Results:

Activity	FFY2020	FFY2021	FFY2022	FFY2023
Hours of Training	150	322	907	698
Prosecutors Trained	204	900	933	900
Law Enforcement / Other Traffic Safety Personnel Trained	900	644	1,667	1715
Technical Assistance Responses	271	515	804	552
Community Outreach meetings	22	120	58	50
State and/or Local Task Force meeting	97	120	27	39
Manuals Written and/or Updated	36	18	32	35
Appearances in Traffic Safety cases	6	1	0	0
Appellate Briefs Written/Assisted in Preparing	0	0	0	0

Awarded:	368,090.14	Expended:	297,830.93	Funding Source:	402 CP
-----------------	-------------------	------------------	-------------------	------------------------	---------------

Project Number: CP-2023-00-00-03
Project Title: Judicial Outreach Liaison Program
Funded Agency: The American Bar Association

Project Description:

The Judicial Outreach Liaison (JOL) role is designed to increase the ability of judges to prosecute traffic safety violations, particularly focusing on impaired driving (alcohol and/or drugged). The JOL will work closely with the TSRPs and the Law Enforcement Liaisons (LELs) and will be a valuable resource to the office and to all of our partners.

Project Results:

Judge Huffman left her role as Ohio's JOL in FFY2023 and Judge Patrick Carroll became Ohio's new JOL. Judge Carroll spent time researching alcohol and drug related issues utilizing resources from the National Highway Traffic Administration (NHTSA) and the National Conference of State Legislatures (NCSL). Judge Carroll attended the Lifesavers Conference and is active in JOL and Regional JOL meetings. He also worked with Ohio's Judicial College and the Ohio Association of Municipal and County Clerks presenting/teaching Ohio's judges.

Awarded:	77,218.00	Expended:	54,815.40	Funding Source:	402 CP
-----------------	------------------	------------------	------------------	------------------------	---------------

Project Number: CP-2023-00-00-04
Project Title: Training/Educational Materials
Funded Agency: Ohio Traffic Safety Office

Project Description:

This grant covered associated costs with training conducted by OTSO.

Project Results:

Funds were used to print student manuals for various courses and CLE credits.

Awarded:	25,000.00	Expended:	1,610.52	Funding Source:	402 CP
-----------------	------------------	------------------	-----------------	------------------------	---------------

Project Number: PA-2023-00-00-03
Project Title: University Evaluation
Funded Agency: University of Akron

Project Description:

The University of Akron (UA) was scheduled to complete the Statewide Observation Survey, the County Seat Belt Observation Survey, assist OTSO in problem identification, and the Highway Safety Plan (HSP) data in FFY2023.

Project Results:

The UA provided data analysis, performance measure goal setting, and data charts for OTSO to include in the FFY2024 – 2026 HSP. The UA provided seat belt observer training, completed a pre observational seat belt survey, and a post survey. The UA analyzed the data and provided OTSO with a county usage rate for every county in Ohio, the data used to certify Ohio’s statewide usage rate, and a comprehensive report.

Awarded:	195,217.50	Expended:	169,846.97	Funding Source:	402 PA
	195,217.50		169,846.97		State Soft Match

Project Number: PA-2023-00-00-04

Project Title: GHSA Projects

Funded Agency: Governor’s Highway Safety Association

Project Description:

The OTSO worked with CSI through GHSA for administrative, strategic and on-call support for the Ohio Traffic Safety Council.

Project Results:

This project was completed in FFY2023.

Awarded:	41,144.43	Expended:	2,747.67	Funding Source:	402 PA
	41,144.43		2,747.67		State Soft Match

Planning & Administration Summary

Project Number	Project Title	Awarded Amount	Expended Amount	Local Benefit
FAST Act 402 CP – Community Traffic Safety Project				
CP-2023-00-00-01	Traffic Safety Program Management	\$400,000.00	\$341,733.90	\$0.00
CP-2023-00-00-02	Traffic Safety Resource Prosecutor Program	\$368,090.14	\$297,830.93	\$0.00
CP-2023-00-00-03	Judicial Outreach Liaison	\$77,218.00	\$54,815.40	\$0.00
CP-2023-00-00-04	Training/Educational Materials	\$25,000.00	\$1,610.52	\$0.00
FAST Act 402 CP Total		\$870,308.14	\$695,990.75	\$0.00
FAST Act 402 PA – Planning and Administration				
PA-2023-00-00-01	Traffic Safety Program Management	\$1,500,000.00	\$1,136,788.31	\$0.00
PA-2023-00-00-02	Web-Based Grant Management System	\$200,000.00	\$89,980.50	\$0.00
PA-2023-00-00-03	University Evaluation	\$195,217.50	\$169,846.97	\$0.00
PA-2023-00-00-04	GHSA Projects	\$41,144.43	\$2,747.67	\$0.00
FAST Act 402 PA Total		\$1,936,361.93	\$1,399,363.45	\$0.00
Total Funding Planning and Administration Program Area		\$2,806,670.07	\$2,095,354.20	\$0.00

During FFY2023, there were periods of staff shortage, but we were fully staffed by the end of FFY2023. Staff continue to work a hybrid schedule between the office and home. Staff completed expenditure report reviews in an average of 8.03 days, FFY 2022's average was 5.17 days. FFY 2021's average was 3.37 days. FFY2020's average was 4.12 days and FFY2019's average was 9.3 days. OTSO staff were able to work with all sub-recipients to ensure FFY2023 grants were completed and closed timely.

Police Traffic Services

Project Number: PT-2023-00-00-01

Project Title: Law Enforcement Liaison Program

Funded Agencies: Ohio Traffic Safety Office

Project Description:

The goal of the Law Enforcement Liaison (LEL) Program was to enhance all aspects of OTSO’s relationship with Ohio’s law enforcement agencies. The LEL Program consisted of a state LEL Coordinator, and equipment LEL and four field LELs who were placed geographically throughout Ohio.

Project Results:

In FFY2023, the Ohio Traffic Safety Office (OTSO) continued with five Law Enforcement Liaisons (LEL). The LELs worked with law enforcement agencies across the state to encourage participation in both the *Click It or Ticket* and the *Drive Sober or Get Pulled Over* national mobilizations. In addition to working closely with law enforcement, the LELs worked with the Safe Community programs throughout the state on projects including motorcycle safety, occupant protection, and teen driving. The LELs assisted with the Drug Recognition Expert (DRE) program recruiting applicants and arranging Advanced Roadside Impaired Driving Enforcement (ARIDE) classes and worked with our two traffic safety resource prosecutors (TSRPs) to plan and recruit for multiple courses.

Awarded: 426,994.60 Expended: 232,234.41 Funding Source: 402 PT

Click It or Ticket Mobilization and Drive Sober or Get Pulled Over Crackdown

Enforcement Activity	CIOT	DSOGPO
Enforcement Hours	27,784*	12,123*
Number of Traffic Stops	53,601	50,696
DUID	186	255
OVI Arrests Under 21	39	31
OVI Arrests 21 and Over	884	1,134
Refusals	310	420
Adult Restraint Citations	5,511	4,217
Child Restraint Citations	173	163
Speed Citations	24,326	23,515
Distracted Driving	382	407
Driving Under Suspension	1,529	1,238
No Operator License Citations	1,091	2,008
Felony Arrests	728	619
Other Citations Issued	6,011	5,141

*Enforcement hours does not include hours worked by the Ohio State Highway Patrol, all other stats are included.

Project Number: PT-2023-00-00-02

Project Title: Selective Traffic Enforcement Program

Funded Agencies: See chart under Project Results

Project Description:

High Visibility is designed to convince the public that there are consequences to traffic violations. Grants were awarded to law enforcement agencies whose jurisdictions experienced an average of 2.0 or more fatal crashes over the three-year period of 2019, 2020, and 2021. Each agency conducted Selective Traffic Enforcement Program (STEP) enforcement activity (e.g., speed, seat belt, aggressive, etc.) to impact their fatal crashes.

Project Results:

Funded Agencies

53 Sheriff Offices and 38 local jurisdictions

Agency	County	Population	Awarded	Expended
Allen Co. Sheriff's Office	Allen	102,206	29,215.98	26,611.88
Shawnee Twp. Police Dept.	Allen		22,725.19	11,174.81
Ashland Co. Sheriff's Office	Ashland	52,447	20,262.21	17,597.97
Ashtabula Co. Sheriff's Office	Ashtabula	97,574	23,727.82	7,133.87
Athens Co. Sheriff's Office	Athens	62,431	21,740.00	21,681.10
Brown Co. Sheriff's Office	Brown	43,676	18,492.36	12,503.75
Butler Co. Sheriff's Office	Butler	390,357	62,372.29	55,950.67
Hamilton Police Dept.	Butler		26,688.74	24,701.74
Middletown Police Dept.	Butler		25,061.36	0.00
West Chester Police Dept.	Butler		20,571.10	15,655.36
Champaign Co. Sheriff's Office	Champaign	38,714	9,346.65	1,185.03
Clark Co. Sheriff's Office	Clark	136,001	42,567.12	4,721.81
Springfield Police Dept.	Clark		23,973.86	17,609.99
Clermont Co. Sheriff's Office	Clermont	208,601	41,609.59	29,327.39
Miami Twp. Police Dept.	Clermont		30,000.78	28,334.92
Pierce Twp. Police Dept.	Clermont		27,203.85	8,774.90
Crawford Co. Sheriff's Office	Crawford	42,025	16,446.00	10,898.40
Cuyahoga Co. Sheriff's Office	Cuyahoga	1,264,817	48,706.67	36,093.67
Cleveland Police Dept.	Cuyahoga		38,192.93	2,729.06
Euclid Police Dept.	Cuyahoga		30,687.34	7,023.29
Independence Police Dept.	Cuyahoga		16,316.38	14,683.59
North Royalton Police Dept.	Cuyahoga		13,789.12	2,501.92
Defiance Co. Sheriff's Office	Defiance	38,286	18,937.00	15,587.03
Delaware Co. Sheriff's Office	Delaware	214,124	44,059.22	18,470.39
Erie Co. Sheriff's Office	Erie	75,622	28,745.31	8,999.07
Perkins Twp. Police Dept.	Erie		19,756.54	11,146.19
Lancaster Police Dept.	Fairfield	40,552	9,416.18	7,900.33

Agency	County	Population	Awarded	Expended
Franklin Co. Sheriff's Office	Franklin	1,323,807	66,660.66	46,278.49
Blendon Twp. Police Dept.	Franklin		28,091.43	6,538.04
Columbus Police Dept.	Franklin		64,286.62	51,822.11
Gahanna Police Dept.	Franklin		16,047.23	8,553.26
Mifflin Twp. Police Dept.	Franklin		23,436.92	9,743.58
Fulton Co. Sheriff's Office	Fulton	42,713	19,642.91	9,420.84
Geauga Co. Sheriff's Office	Geauga	95,397	31,286.76	23,478.63
Greene Co. Sheriff's Office	Greene	167,966	48,650.14	27,345.80
Beavercreek Police Dept.	Greene		34,892.50	16,767.60
Fairborn Police Dept.	Greene		17,734.91	7,749.02
Hamilton Co. Sheriff's Office	Hamilton	830,639	58,105.84	39,563.24
Cincinnati Police Dept.	Hamilton		58,161.88	29,926.46
Springfield Twp. Police Dept.	Hamilton		31,400.65	26,238.68
Hancock Co. Sheriff's Office	Hancock	74,920	20,506.33	15,239.58
Hardin Co. Sheriff's Office	Hardin	30,696	14,307.48	9,388.01
Harrison Co. Sheriff's Office	Harrison	14,483	21,116.63	16,982.94
Henry Co. Sheriff's Office	Henry	27,662	20,895.60	3,125.81
Highland Co. Sheriff's Office	Highland	43,317	17,315.36	0.00
Hocking Co. Sheriff's Office	Hocking	28,050	20,855.07	3,009.95
Holmes Co. Sheriff's Office	Holmes	44,223	16,661.47	12,092.00
Jackson Co. Sheriff's Office	Jackson	32,653	14,123.91	5,864.61
Jefferson Co. Sheriff's Office	Jefferson	65,249	19,656.28	13,529.81
Mentor Police Dept.	Lake	47,450	31,476.10	8,942.40
Licking Co. Sheriff's Office	Licking	178,519	17,227.64	5,169.89
Newark Police Dept.	Licking		13,281.95	5,300.21
Logan Co. Sheriff's Office	Logan	46,150	20,329.13	16,616.54
Lorain Co. Sheriff's Office	Lorain	312,964	49,062.88	36,698.72
Elyria Police Dept.	Lorain		25,110.59	2,656.10
Lorain Police Dept.	Lorain		26,318.45	15,819.93
Lucas Co. Sheriff's Office	Lucas	431,279	48,545.00	20,494.81
Sylvania Twp. Police Dept.	Lucas		15,855.93	9,431.38
Toledo Police Dept.	Lucas		40,599.88	35,827.69
Mahoning Co. Sheriff's Office	Mahoning	228,614	46,275.16	38,113.46
Boardman Police Dept.	Mahoning		22,424.40	16,870.67
Youngstown Police Dept.	Mahoning		23,871.87	13,839.35
Marion Co. Sheriff's Office	Marion	65,359	25,916.16	19,783.23
Medina Co. Sheriff's Office	Medina	182,470	40,176.10	31,629.40
Mercer Co. Sheriff's Office	Mercer	42,528	23,753.98	20,654.80
Miami Co. Sheriff's Office	Miami	108,774	40,601.14	37,646.24
Montgomery Co. Sheriff's Office	Montgomery	537,309	52,301.18	38,735.90
Dayton Police Dept.	Montgomery		40,586.02	9,510.65
Miami Township Police Dept.	Montgomery		26,491.48	15,771.60
Riverside Police Dept.	Montgomery		12,421.76	4,477.93
Trotwood Police Dept.	Montgomery		12,821.52	3,322.15
Pickaway Co. Sheriff's Office	Pickaway	58,539	19,336.75	0.00
Portage Co. Sheriff's Office	Portage	161,791	24,296.25	6,489.15
Putnam Co. Sheriff's Office	Putnam	34,451	17,487.55	15,044.89
Richland Co. Sheriff's Office	Richland	124,936	36,237.49	30,272.38

Agency	County	Population	Awarded	Expended
Sandusky Co. Sheriff's Office	Sandusky	58,896	24,298.88	20,268.51
Scioto Co. Sheriff's Office	Scioto	74,008	21,116.63	16,085.88
Seneca Co. Sheriff's Office	Seneca	55,069	18,501.08	11,753.57
Stark Co. Sheriff's Office	Stark	374,853	40,629.83	34,903.42
Canton Police Dept.	Stark		28,205.18	22,798.37
Summit Co. Sheriff's Office	Summit	540,428	46,407.48	28,081.11
Akron Police Dept.	Summit		41,057.07	31,573.00
Cuyahoga Falls Police Dept.	Summit		25,798.46	24,265.23
Trumbull Co. Sheriff's Office	Trumbull	201,977	28,024.70	13,785.09
Howland Twp. Police Dept.	Trumbull		20,541.20	14,082.11
Warren Police Dept.	Trumbull		20,965.25	15,532.30
Tuscarawas Co. Sheriff's Office	Tuscarawas	93,263	19,198.56	8,972.06
Van Wert Co. Sheriff's Office	Van Wert	28,931	19,808.85	17,547.64
Vinton Co. Sheriff's Office	Vinton	12,800	14,261.96	2,759.82
Washington Co. Sheriff's Office	Washington	59,771	21,116.63	9,806.10
Wayne Co. Sheriff's Office	Wayne	116,894	19,383.60	12,360.43
Williams Co. Sheriff's Office	Williams	37,102	21,706.62	2,021.65
Wood Co. Sheriff's Office	Wood	132,248	33,497.39	17,150.18
Wyandot Co. Sheriff's Office	Wyandot	21,900	19,263.95	4,696.78

Note: Police departments are indented underneath their county with a blank population; population has already been accounted for under the county agency.

Highly visible enforcement activities were conducted at strategic times throughout the year consistent with the NHTSA Communications Calendar.

Dates	Blitz/National Campaign
November 23 – 27, 2022	Thanksgiving
April 2023	Distracted Driving Month
April – May 2023	Prom
May 22 – June 4, 2023	Click It or Ticket
October 2022 and/or September 2023	Homecoming

Total Overtime Enforcement	FFY2019	FFY2020	FFY2021	FFY2022	FFY2023
Total Overtime Hours	22,402	12,487	12,476	15,818	23,243
Number of Traffic Stops	33,450	18,089	17,310	21,216	30,992
DUID	12	8	7	8	27
OVI Arrests Under 21	26	9	16	17	11
OVI Arrests 21 and Over	98	28	35	42	59
Refusals	35	22	16	24	25
Adult Restraint Citations	1,658	628	689	835	1,195
Child Restraint Citations	135	35	69	285	180
Speed Citations	11,115	6,269	5,699	6,677	11,076
Distracted Driving	102	29	44	38	118
Driving Under Suspension	1,487	740	789	1,046	1,205
No Operator License Citations	728	412	407	520	646
Felony Arrests	151	78	86	106	154
Other Citations Issued	3,662	1,538	1,391	2,256	3,520

* Data not collected.

See Appendix C for summary of all FFY2023 enforcement details.

Crash Data

CRASHES						
Year	Fatal Crashes			Serious Injury Crashes		
	Statewide	Funded Counties	Percent	Statewide	Funded Counties	Percent
2018	996	805	80.82%	6,245	5,340	85.51%
2019	1,041	833	80.02%	5,982	5,082	84.95%
2020	1,154	974	84.40%	5,925	5,053	85.28%
2021	1,244	1,070	86.01%	6,405	5,542	86.53%
2022	1,180	960	81.36%	6,163	5,250	85.19%

ALCOHOL RELATED CRASHES						
Year	Fatal Crashes			Serious Injury Crashes		
	Statewide	Funded Counties	Percent	Statewide	Funded Counties	Percent
2018	266	228	85.71%	863	712	82.50%
2019	331	267	80.66%	875	731	83.54%
2020	384	330	85.94%	829	692	83.47%
2021	404	348	86.14%	895	747	83.46%
2022	388	329	84.79%	835	701	83.95%

DRUG RELATED CRASHES						
Year	Fatal Crashes			Serious Injury Crashes		
	Statewide	Funded Counties	Percent	Statewide	Funded Counties	Percent
2018	208	168	80.77%	394	324	82.23%
2019	369	292	79.13%	381	309	81.10%
2020	443	381	86.00%	381	310	81.36%
2021	457	402	87.96%	367	309	84.20%
2022	486	408	83.95%	299	240	80.27%

YOUTHFUL DRIVER RELATED CRASHES						
Year	Fatal Crashes			Serious Injury Crashes		
	Statewide	Funded Counties	Percent	Statewide	Funded Counties	Percent
2018	246	196	79.67%	1,877	1,585	84.44%
2019	234	190	81.20%	1,655	1,426	86.16%
2020	276	246	89.13%	1,709	1,470	86.02%
2021	296	259	87.50%	1,889	1,657	87.72%
2022	290	235	81.03%	1,696	1,451	85.55%

UNRESTRAINED CRASHES						
Year	Fatal Crashes			Serious Injury Crashes		
	Statewide	Funded Counties	Percent	Statewide	Funded Counties	Percent
2018	491	397	80.86%	1,897	1,623	85.56%
2019	551	438	79.49%	2,136	1,835	85.91%
2020	594	508	85.52%	2,254	1,964	87.13%
2021	654	561	85.78%	2,439	2,132	87.41%
2022	622	512	82.32%	2,261	1,957	86.55%

DISTRACTED DRIVING CRASHES						
Year	Fatal Crashes			Serious Injury Crashes		
	Statewide	Funded Counties	Percent	Statewide	Funded Counties	Percent
2018	47	37	78.72%	385	320	83.12%
2019	41	30	73.17%	325	268	82.46%
2020	29	26	89.66%	280	233	83.21%
2021	37	32	83.78%	328	266	81.10%
2022	35	25	86.49%	271	226	83.39%

SPEED CRASHES						
Year	Fatal Crashes			Serious Injury Crashes		
	Statewide	Funded Counties	Percent	Statewide	Funded Counties	Percent
2018	305	245	80.33%	1,398	1,176	84.12%
2019	294	217	73.81%	1,367	1,123	82.15%
2020	337	295	87.54%	1,531	1,301	84.98%
2021	360	310	86.11%	1,550	1,314	84.77%
2022	352	284	80.68%	1,459	1,239	84.92%

MATURE DRIVER CRASHES						
Year	Fatal Crashes			Serious Injury Crashes		
	Statewide	Funded Counties	Percent	Statewide	Funded Counties	Percent
2018	410	332	80.98%	2,268	1,948	85.89%
2019	429	346	80.65%	2,130	1,801	84.55%
2020	426	349	81.92%	1,934	1,650	85.32%
2021	480	407	84.79%	2,108	1,804	85.58%
2022	461	365	79.18%	2,165	1,847	85.31%

MOTORCYCLE CRASHES						
Year	Fatal Crashes			Serious Injury Crashes		
	Statewide	Funded Counties	Percent	Statewide	Funded Counties	Percent
2018	142	114	80.28%	714	579	81.09%
2019	156	119	76.28%	872	732	83.94%
2020	205	176	85.85%	1,085	916	84.42%
2021	215	190	88.37%	1,098	916	83.42%
2022	209	170	81.34%	1,100	927	84.27%

PEDESTRIAN CRASHES						
Year	Fatal Crashes			Serious Injury Crashes		
	Statewide	Funded Counties	Percent	Statewide	Funded Counties	Percent
2018	134	121	90.30%	533	501	94.00%
2019	129	115	89.15%	506	465	91.90%
2020	167	151	90.42%	456	417	91.45%
2021	173	161	93.06%	525	486	92.57%
2022	164	146	89.02%	516	478	92.64%

BICYCLE CRASHES						
Year	Fatal Crashes			Serious Injury Crashes		
	Statewide	Funded Counties	Percent	Statewide	Funded Counties	Percent
2018	22	20	90.91%	122	117	95.90%
2019	23	22	95.65%	120	111	92.50%
2020	16	15	93.75%	148	134	90.54%
2021	28	26	92.86%	152	146	96.05%
2022	7	5	71.43%	151	137	90.73%

STEP agencies reached 82.47 percent of Ohio’s population (approximately 10 million people) through earned media and high visibility enforcement.

Awarded: 2,631,038.13 Expended: 1,569,046.48 Funding Source: 402 PT

Project Number: PT-2023-00-00-03

Project Title: Summer Holiday Enforcement Program

Funded Agencies: See chart under Project Results

Project Description:

High Visibility is designed to convince the public that there are consequences to traffic violations. Grants were awarded to law enforcement agencies whose jurisdictions experienced an average of 1.67 or more fatal crashes over the three-year period of 2019, 2020, and 2021 and not have a current IDEP/STEP grant. Each agency must HVE conduct activity (e.g., speed, occupant protection, alcohol and drugged driving, aggressive driving, motorcycle crash reductions, failure to yield, etc.) to impact their fatal crashes.

Project Results:

Funded Agencies

2 Sheriff Offices and 7 local jurisdictions

Agency	County	Population	Awarded	Expended
Cleveland Heights Police Dept.	Cuyahoga	45,312	27,516.13	23,473.19
Darke Co. Sheriff's Office	Darke	51,881	20,059.29	6,813.03
Franklin Twp. Police Dept.	Franklin	11,502	20,607.83	16,104.58
Green Twp. Police Dept.	Hamilton	60,424	26,360.78	20,287.12
Oregon Police Division	Lucas	19,950	25,776.26	24,706.57
Marion Police Dept.	Marion	35,999	19,049.63	12,685.93
Meigs Co. Sheriff's Office	Meigs	22,210	12,173.06	9,836.78
Lawrence Twp. Police Dept.	Stark	13,548	14,416.95	9,127.09
Perry Twp. Police Dept.	Stark	28,389	20,017.45	13,279.65

FFY2023 SHEP Required Blitz/National Campaigns

Dates	Blitz/National Campaign
April 2023	Distracted Driving Month
May 22 – June 4, 2023	Click It or Ticket
July 1 – 5, 2023	4 th of July
August 18 – September 4, 2023	Drive Sober or Get Pulled Over
April – September	Local Event

Total Overtime Enforcement	FFY2022	FFY2023
Total Overtime Hours	1,662	2,317
Number of Traffic Stops	2,131	3,331
DUID	0	0
OVI Arrests Under 21	3	5
OVI Arrests 21 and Over	3	32
Refusals	3	6
Adult Restraint Citations	176	191
Child Restraint Citations	10	10
Speed Citations	561	791
Distracted Driving	67	8
Driving Under Suspension	121	187
No Operator License Citations	103	157
Felony Arrests	10	58
Other Citations Issued	515	424

Awarded: 185,977.38 **Expended:** 136,313.94 **Funding Source:** 402 PT

Project Number: PT-2023-00-00-04

Project Title: Dedicated Traffic Enforcement Program

Funded Agencies: See chart under Project Results

Project Description:

High Visibility Enforcement is designed to convince the public that there are consequences for traffic violations. This grant program is being developed to fund a full-time traffic enforcement officer at selected agencies (based on problem ID). More details will be provided once program is finalized, but costs could include, but not limited to: Labor, fringe benefits, training/travel,

equipment, vehicle wrapping to ensure high visibility. This program would be 100 percent funded the first year, then step down over the following three years (75 percent, 50 percent, 25 percent).

Project Results:

Funded Agencies

Logan County Sheriff’s Office
 Lorain Police Department
 Ohio Traffic Safety Office

Total Overtime Enforcement	FFY2023
Total Overtime Hours	1,740
Number of Traffic Stops	1,575
DUID	0
OVI Arrests Under 21	0
OVI Arrests 21 and Over	0
Refusals	0
Adult Restraint Citations	83
Child Restraint Citations	1
Speed Citations	742
Distracted Driving	1
Driving Under Suspension	41
No Operator License Citations	22
Felony Arrests	2
Other Citations Issued	192

Awarded: 94,169.75 Expended: 75,420.49 Funding Source: 402 PT

Project Number: PT-2023-00-00-05

Project Title: Officer Training

Funded Agency: Ohio Attorney General’s Office – Ohio Peace Officer’s Training Academy

Project Description:

The Attorney General’s Office / Ohio Peace Officer Training Academy (OPOTA) offered training to law enforcement throughout the state. Training Ohio’s officers allowed them to conduct effective enforcement programs to remove speeding and drivers displaying other unsafe driving behaviors from Ohio’s roads before fatal crashes occur.

Project Results:

OPOTA continued to train Ohio officers in crash investigation. Under grant, OPOTA provided law enforcement training to 317 officers in the courses listed in the following chart.

Grant Funded Training Course	Number of Courses	Number of Students Taught	Number of Agencies
Advanced Roadside Impaired Driving Enforcement	10	226	122
Radar & Lidar	1	17	14
Standardized Field Sobriety Testing	3	55	44
Traffic Collision Investigation Level 1	1	19	14

Awarded: 280,000.00 Expended: 105,825.00 Funding Source: 402PT

Project Number: PT-2022-00-00-06
Project Title: Officer Training / Public Education
Funded Agency: Ohio State Highway Patrol

Project Description:

The Ohio State Highway Patrol (OSHP) used education funds to attend public events (fairs, festivals, high schools, etc.) to speak to the public regarding impaired driving, seat belts, distracted driving, drugged driving, speeding and other traffic safety related safety topics. In addition, funds were used to educate troopers on traffic safety related topics through trainings and / or conferences.

Project Results:

The OSHP provided law enforcement training to 144 students in the various courses listed in the following chart. OSHP also brought in Advanced Reconstruction with CDR and Pedestrian/Cyclist Crash Investigation courses.

Grant Funded Training Course	Number of Courses	Number of Students Taught	Number of Agencies
Basic Traffic Crash Investigation	1	28	19
Intermediate Traffic Crash Investigation	1	24	16
OVI Detection & SFST Refresher	1	17	14
SFST Judge & Prosecutors Seminar	1	32	-
Speed Measuring Device	1	18	12
Technical Crash Investigation	1	25	13

Awarded: 259,863.56 Expended: 186,468.50 Funding Source: 402PT

Police Traffic Services Summary

Project Number	Project Title	Awarded Amount	Expended Amount	Local Benefit
FAST Act 402 PT – Police Traffic Services				
PT-2023-00-00-01	Law Enforcement Liaison Program	\$426,994.60	\$232,234.41	\$0.00
PT-2023-00-00-02	Selective Traffic Enforcement Program	\$2,631,038.13	\$1,569,046.48	\$1,569,046.48
PT-2023-00-00-03	Summer Holiday Enforcement Program	\$185,977.38	\$136,313.94	\$136,313.94
PT-2023-00-00-04	Dedicated Traffic Enforcement Program	\$94,169.75	\$75,420.49	\$75,420.49
PT-2023-00-00-05	Officer Training	\$280,000.00	\$105,825.00	\$105,825.00
PT-2023-00-00-06	Officer Training/Public Education	\$51,683.09	\$51,683.09	\$0.00
FAST Act 402 PT Total		\$3,669,862.95	\$2,170,523.41	\$1,886,605.91
BIL 402 PT – Police Traffic Services				
PT-2023-00-00-06	Officer Training/Public Education	\$208,180.53	\$134,785.41	\$0.00
BIL 402 PT Total		\$208,180.53	\$134,785.41	\$0.00
Total Funding Police Traffic Services Program Area		\$3,878,043.42	\$2,305,308.76	\$1,886,605.91

The Ohio State Highway Patrol and the Ohio Peace Officer Training Academy conducted twenty-one courses in a variety of subjects, training 461 students. Selective Traffic Enforcement Program (STEP) sub-recipients conducted 23,234 hours of overtime completing 30,992 traffic stops. In FFY2023, Ohio continued a new pilot overtime enforcement grant opportunity targeted at the agencies that meet the current eligibility requirements, but do not apply. This program was also offered to agencies that don't quite meet the eligibility requirements for STEP. Summer Holiday Enforcement Program (SHEP) sub-recipients conducted 2,317 hours of overtime completing 3,331 traffic stops. OTSO also started the pilot project for a full-time traffic enforcement officer in the jurisdiction. Dedicated Traffic Enforcement Program (DTEP) sub-recipients conducted 1,740 hours of enforcement and completed 1,575 traffic stops. OTSO plans to continue both pilot projects in FFY2024.

Roadway Safety / Traffic Engineering

Project Number: RS-2023-00-00-01

Project Title: Roadway Safety Training

Funded Agency: Ohio Department of Transportation (ODOT)

Project Description:

In conjunction with Ohio's SHSP, OTSO worked with ODOT to provide safety related courses for engineers and surveyors from ODOT as well as locals (county and municipal governments). Courses were approved by OTSO prior to scheduling to ensure that topics were highway safety related.

Project Results:

ODOT provided highway safety related training to state, county, local municipal employees, and consultants to educate them on current roadway safety and traffic practices. The courses were determined based on a training needs assessment and by individual division or district needs.

Training Course	Number of Courses	Number of Students Taught	Number of Agencies
Designing for Pedestrian Safety	3	80	47
Innovative Intersections and Interchanges	2	47	20
Modern Roundabouts: Intersections Designed for Safety	3	66	31
Planning and Designing for Pedestrian Safety	1	17	11
Signalized Intersection Guidebook Workshop	1	24	14

Awarded: 143,500.00 **Expended:** 94,200.00 **Funding Source:** 402 RS

Roadway Safety / Traffic Engineering Summary

Project Number	Project Title	Awarded Amount	Expended Amount	Local Benefit
FAST Act 402 RS – Roadway Safety				
RS-2023-00-00-01	Roadway Safety Training	\$143,500.00	\$94,200.00	\$94,200.00
FAST Act 402 RS Total		\$143,500.00	\$94,200.00	\$94,200.00
<i>Total Funding Roadway Safety Program Area</i>		<i>\$143,500.00</i>	<i>\$94,200.00</i>	<i>\$94,200.00</i>

During FFY2023, 234 students were trained in the various roadway safety / traffic engineering courses listed above.

Speed Management

Project Number: SE-2023-00-00-01

Project Title: Statewide Speed Enforcement

Funded Agency: Ohio State Highway Patrol

Project Description:

There were 5,528 fatal crashes and 31,621 serious injury crashes in Ohio between 2017 and 2021. Of these, 1,646 fatal crashes and 7,377 serious injury crashes were speed related.

Project Results:

The Ohio State Highway Patrol conducted 10,878 hours of speed enforcement throughout the year. These efforts resulted in 12,534 speed citations.

Total Overtime Enforcement	FFY2019	FFY2020	FFY2021	FFY2022	FFY2023
Total Overtime Hours	8,688	6,153	6,706	9,563	10,878
Number of Traffic Stops	13,501	11,300	13,086	19,013	20,359
DUID	16	17	24	14	23
OVI Arrests Under 21	0	0	0	1	0
OVI Arrests 21 and Over	26	25	46	41	47
Refusals	3	5	6	3	3
Adult Restraint Citations	1,854	1,031	1,512	2,195	2,425
Child Restraint Citations	30	17	48	52	64
Speed Citations	8,649	8,121	9,005	12,571	12,534
Distracted Driving	123	72	98	162	117
Driving Under Suspension	243	224	254	352	348
No Operator License Citations	94	113	156	247	270
Felony Arrests	25	113	33	27	38
Other Citations Issued	1,289	691	1,127	1,790	1,970

* Data not collected.

See Appendix C for summary of all FFY2023 enforcement details.

Total Awarded: 1,181,991.27 Expended: 791,554.43 Funding Source: 402 SE

Speed Management Summary

Project Number	Project Title	Awarded Amount	Expended Amount	Local Benefit
FAST Act 402 SE – Speed Enforcement				
SE-2023-00-00-01	Statewide Speed Enforcement	\$1,181,991.27	\$791,554.43	\$0.00
FAST Act 402 SE Total		\$1,181,991.27	\$791,554.43	\$0.00
Total Funding Speed Management Program Area		\$1,181,991.27	\$791,554.43	\$0.00

In addition to the projects listed above, Safe Community programs conducted speed education at 284 events. These events reached over 510,000 people. Events reached all audiences. Safe Community programs also distributed speed related print advertising / educational materials.

Type of Media	Gross Impressions
Print	13,607,458
Radio	31,905,274
Television	5,448,212
Web	9,538,984
Facebook	2,050,129
Twitter	267,349
Instagram	237,290
Other	2370

SPEED CRASHES						
Year	Fatal Crashes			Serious Injury Crashes		
	Total	Speed Related	Percent	Total	Speed Related	Percent
2018	996	305	30.62%	6,245	1,398	22.36%
2019	1,041	294	28.24%	5,982	1,367	22.85%
2020	1,154	337	29.20%	5,925	1,531	25.84%
2021	1,244	360	28.94%	6,405	1,550	24.20%
2022	1,180	352	29.83%	6,163	1,459	23.67%

Traffic Records

Project Numbers: M3DA-2023-00-00-01 (2019 Promise Project)
M3DA-2023-00-00-02

Project Title: Traffic Records Coordinating Committee Projects Grant

Funded Agency: Ohio State Highway Patrol

Project Description:

The Ohio State Highway Patrol (OSHP) chaired the Traffic Records Coordinating Committee (TRCC). The TRCC Technical Council met five times and the Executive Council met one time in FFY2023. In an effort to streamline the project management process, the OSHP was awarded a grant to oversee the TRCC grant projects. All project suggestions continued to be submitted to the TRCC Committee. The committee decided whether or not to submit the project(s) to NHTSA for funding approval. The projects funded under the OSHP grant included:

Travel

Description:

Travel costs associated with traffic records management training and conferences (Traffic Records Forum) for the TRCC Chair/Co-Chair.

Results:

Funds for travel to the Traffic Records Forum were expended in FFY2023.

Awarded:	10,000.00	Expended:	5,747.37
-----------------	------------------	------------------	-----------------

Citation Interfaces with Courts – Promise Project

Description:

Ohio will continue this project in FFY2023. Currently Ohio has 146 courts receiving E-Citations electronically. Promise Project for FFY2019 funds.

Results:

Currently Ohio has 175 courts interfaced, 175 law enforcement agencies actively submitting citation data and 365,959 citation records submitted to the statewide repository. This project will continue in FFY2024.

Awarded:	500,000.00	Expended:	43,290.00
-----------------	-------------------	------------------	------------------

Optical Character Recognition – Promise Project

Description:

The goal of this project is to increase the accuracy and efficiency of gathering data affecting all aspects of traffic enforcement and traffic crash investigation, in addition to vehicle records. This

solution would reduce the redundant copying of data which is prone to error by allowing officers to scan text directly from many different sources, including but not limited to, VIN numbers, license plates, driver's licenses, vehicle titles, etc. Promise Project for FFY2019 funds.

Results:

Testing has been performed and items identified that need to be developed. ODPS IT department is working towards resolving these issues.

Awarded:	70,000.00	Expended:	0.00
-----------------	------------------	------------------	-------------

Court Case Management System Upgrade – Promise Project

Description:

Assist local courts in upgrading case management systems to facilitate e-filing of traffic citations. This project will enhance the timeliness of the Citation / Adjudication data system. Promise Project for FFY2019 funds.

Results:

In FFY2023, nine courts applied for funding and four courts were finalized. This project will continue in FFY2024.

Awarded:	500,000.00	Expended:	156,998.00
-----------------	-------------------	------------------	-------------------

ODOT Intersection Collection – Promise Project

Description:

Ohio's goal for FFY2023 will to complete any additional data collection remaining after FFY2022. Promise Project for FFY2019 funds.

Results:

This project was completed in FFY2023, project collected approximately 750 additional intersections than was originally planned.

Awarded:	570,000.00	Expended:	2,811.60
-----------------	-------------------	------------------	-----------------

BMV Driver Exam Testing Platform – Promise Project

Description:

Ohio will replace the current paper-based testing process for driver exams with an electronic driver exam platform. The goal is to use the data obtained from the driver exams to increase training to reduce failure rates on both the driving / skills and the knowledge tests. This project will enhance the accessibility of the Driver Safety data system. Promise Project for FFY2019 funds.

Results:

This project was finalized and implemented. No costs for FFY2023.

Awarded:	850,000.00	Expended:	0.00
-----------------	-------------------	------------------	-------------

ODOT MIRE Roadway Segment Data Collection

Description:

Vendor will provide a project manager and a team of analysts to collect, from data sources already owned by or delivered to the vendor by Ohio DOT, the number of through lanes (MIRE #32, FDE), route signing qualifiers (MIRE #15), and one-way/two-way operations (MIRE #93, FDE) for designated public roads in the state of Ohio. The team will also investigate ways to automate some of the data extraction, validation, and update.

Results:

This project did not begin in FFY2023, project will move forward in FFY2024.

Awarded:	250,000.00	Expended:	0.00
-----------------	-------------------	------------------	-------------

ODOT No Passing Zone Data Collection

Description:

The Ohio Manual of Uniform Traffic Control Devices (OMUTCD) requires the Ohio Department of Public Safety (ODOT) to establish no-passing zones at vertical and horizontal curves and other locations where an engineering study indicates that passing must be prohibited because of inadequate site distances.

No Passing Zones can change over time as sight distances change due to roadway construction projects and changes in natural and manmade landscapes. Having the most up-to-date and accurate No Passing Zone data possible is essential for the safety of motorists performing passing maneuvers.

The required engineering study for ODOT was last conducted by MasterMind between 2002-2008 when more than 14,000 miles of undivided rural state routes was surveyed using the standard two-vehicle method.

Results:

This project did not begin in FFY2023, project will move forward in FFY2024.

Awarded:	250,000.00	Expended:	0.00
-----------------	-------------------	------------------	-------------

Crash Outcome Data Evaluation System

Description:

Crash Reports do not provide comprehensive and complete injury outcomes and financial consequences of individuals involved in motor vehicle crashes. Crash data alone contribute to only a portion of the traffic records collected before, during and after a crash. The linkages of crash and medical data will provide the comprehensive crash outcome data that is needed to improve traffic safety.

The Crash Outcome Data Evaluation System (CODES) links Crash Reports, Emergency Medical Services Incidence Reporting System, and Emergency Department Visits and Hospitalizations to

improve the injury and financial conditions of the data. The linked data describes a complete picture on what occurs before, during, and after a crash.

The proposed data integration project will fund the CODES team to link crash reports with Emergency Medical Services Incident Reporting System (EMSIRS) and link crash reports with emergency department visits and hospital discharge data. Through this integration the CODES team will produce fact sheets, presentations, and manuscripts with a focus on medical and financial consequences of motor vehicle crashes. In addition, provide feedback on the accuracy and completeness of the data elements in crash and EMS data.

Results:

Project did not start in FFY2023, ODPS continues to work the Children’s Hospital to start project.

Awarded:	0.00	Expended:	0.00
-----------------	-------------	------------------	-------------

TRCC Pending Projects

Description:

The TRCC Co-Chair has set aside funding for projects that will be submitted to the committee during FFY2023. Once these projects were approved by the TRCC, OTSO submitted the projects to NHTSA for approval. Once approved by NHTSA, OTSO submitted an HSP Revision to include the project.

Results:

Funds from this category were not utilized in FFY2023.

Awarded:	1,386,545.00	Expended:	0.00
-----------------	---------------------	------------------	-------------

Awarded:	4,386,545.00	Expended:	208,846.97	Funding Source:	405c
-----------------	---------------------	------------------	-------------------	------------------------	-------------

Traffic Records Summary

Project Number	Project Title	Awarded Amount	Expended Amount	Local Benefit
FAST Act 405c Data Program				
M3DA-2023-00-00-01	Traffic Records Coordinating Committee	\$673,390.43	\$203,099.60	\$0.00
M3DA-2023-00-00-02	Traffic Records Coordinating Committee	\$1,465,595.33	\$5,747.37	\$0.00
M3DA-2023-00-00-02	Traffic Records Coordinating Committee	\$1,469,353.27	\$0.00	\$0.00
M3DA-2023-00-00-02	Traffic Records Coordinating Committee	\$780,205.97	\$0.00	\$0.00
FAST Act 405c Data Program Total		\$4,386,545.00	\$208,846.97	\$0.00
Total Funding Traffic Records Program Area		\$4,386,545.00	\$208,846.97	\$0.00

The TRCC committee continued to meet throughout the year. Many of the projects listed above are continuation of projects from previous year designed to have all crash reports and traffic citations submitted electronically. Additional projects are requested throughout the year to continue utilizing the grant funds available.

Youthful Driver Safety Program

Project Number: TSP-2023-00-00-01

Project Title: Peer to Peer Youth Programming - SADD

Funded Agency: Students Against Destructive Decisions

Project Description:

Students Against Destructive Decisions (SADD) will continue to conduct programming statewide in FFY2023. Ohio SADD will use evidence-based programming to facilitate peer-to-peer education to educate young drivers on the “Four Ds”, which include drowsy driving, distracted driving, drugged driving, and drunk driving. SADD will also promote and educate on seat belt usage, dangers of speed, the hazards of reckless driving and GDL laws.

Project Results:

In FFY2023, SADD partnered with more than 90 organizations to conduct peer-to-peer programming in 150 schools. In addition, SADD created a chapter recruitment guide for all registered SADD Ohio Chapters. SADD continued to train partners (Safe Communities, law enforcement, advisors, safety councils, and other organizations) throughout the year. SADD participated in the Ohio School Resource Officers Association (OSROA) conference as an exhibitor and a presenter.

Awarded:	160,025.47	Expended:	113,632.62	Funding Source:	402 TSP
-----------------	-------------------	------------------	-------------------	------------------------	----------------

Project Number: TSP-2023-00-00-02

Project Title: Peer-to-Peer Youth Programming - FCCLA

Funded Agency: Family, Career and Community Leaders of America

Project Description:

Family, Career, and Community Leaders of America (FCCLA) will engage with 100 chapters. These student chapters will submit, conduct, and prepare a final report on a project that addresses the traffic safety needs discovered through a community needs assessment. In addition to the 100 peer-to-peer projects, FCCLA will provide the Families Acting for Community Traffic Safety (FACTS) program to all 300 chapters for the advisors to embed traffic safety into the curriculum.

Project Results:

National FCCLA and Ohio FCCLA worked together to sign up 100 chapters to host a peer-to-peer traffic safety project in their school community using Families Acting for Community Traffic Safety (FACTS) teaching resource. Chapters used a community needs assessment tool to identify traffic safety topics that were most important in their community and develop peer-to-peer projects. Topics

covered include distracted driving, impaired driving, pedestrian safety, seat belt safety, and speeding with the majority of projects focusing on distracted driving.

Traffic Safety Programming	FFY2020	FFY2021	FFY2022	FFY2023
Number of Chapter Projects	50	75	97	99
Chapter Participants	848	1,337	2,397	2,785
Project Reach	196,628	109,753	47,862	59,303
Public Relations Reach	332,280	1,141,911	202,444	318,561

Awarded: 201,564.95 Expended: 181,341.56 Funding Source: 402 TSP

Project Number: M6OT-2023-00-00-14

Project Title: Underage Alcohol Sales Compliance Checks

Funded Agency: Ohio State Highway Patrol

Project Description:

The Ohio Investigative Unit (OIU) concentrated underage alcohol sales compliance checks on establishments in counties that have the highest number of youth alcohol involved fatal crashes, to reduce the number of youth alcohol related fatal crashes. Grant funds were used for overtime hours to conduct the checks.

Project Results:

OIU conducted alcohol compliance checks at a total of 684 locations in FFY2023, 124 locations sold alcohol to an underage purchaser (81.8 percent). A total of 124 individuals were charged/arrested, and 124 violation notices were issued to businesses. Agents targeted a mix of counties that had high youthful fatal crashes (Lucas, Summit, Franklin, Cuyahoga, Athens, Hamilton) and rural counties (Carroll, Defiance, Jackson, Darke, Geauga, Knox).

Awarded: 99,912.50 Expended: 90,674.91 Funding Source: 405d

Project Number: M6OT-2023-00-00-15

Project Title: College Campus Impaired Driving Program

Funded Agency: The Ohio State University

Project Description:

The Ohio State University (OSU) partnered with Recording Artists against Drunk Driving (RADD) and the Higher Education Center for Alcohol and Drug Misuse Prevention and Recovery (HECAOD). This grant will expand entertainment-driven and social media focused outreach programming to engage 18–24-year-olds in impaired driving prevention efforts through a two-prong approach: 1) Distribute impaired driving prevention materials to Ohio campuses that reach a racially & ethnically diverse audience and 2) Create social norms messaging to be delivered on campuses, in concert venues, and by peer musicians through social media.

Project Results:

OSU continued the partnership with RADD and HECAOD to continue programming in FFY2023. Currently 14 campuses have registered for access to the Impaired Driving Toolkit, including one Historically Black College and University, three regional campuses, and two community colleges to help address risky impaired driving behaviors with students. RADD worked with local Ohio Bands to film footage. Content from the videos, including messages from the bands, was used to generate awareness of the campaign throughout the rest of the grant year on RADD TV. Ohio RADD set up on-the-ground interaction events at three large events. Classic for Columbus (Basketball), Wonderstruck Music Festival (Cleveland), and Wonderbus Music Festival (Columbus). These three events reached over 30,000 people.

In addition to RADD TV, paid media placement was supplied by OTSO using a media buyer for radio, internet and out of home placement. The Radio One partnership increased visibility in the Cleveland market to a diverse audience. Costs for the paid media are included in project number PM-2023-00-00-04, Youthful Driver Paid Media on page 33.

In-Person Activations	9
Emails collected	721
Radio PSAs Played	2,050
Organic Social Media Impressions	8,930

Awarded: 306,630.00 Expended: 306,285.14 Funding Source: 405d

Project Number: DE-2023-00-00-03

Project Title: Youthful Driver Skills Assessment Project

Funded Agency: Children’s Hospital of Philadelphia

Project Description:

OTSO granted with Children’s Hospital of Philadelphia (CHOP) to expand analyses assessing on road exam (ORE) preparedness among customers under 18 vs. 18 years and older based on state-wide data, driving school based-data, socioeconomic status variables, geolocation data, crash outcomes, etc. Data will be used to guide educational programming to improve new driver skill sets and provide statewide data for youthful driving (funding) problem identification.

Project Results:

In FFY2023, CHOP continued analyzing statewide licensing and crash data, driving school based-data, socioeconomic status variables, geolocation data, and crash outcomes. Results from this analysis resulted in three publications and presentations at three national conferences.

Awarded: 246,422.65 Expended: 245,513.13 Funding Source: 402 DE

Youthful Driver Safety Program Summary

Project Number	Project Title	Awarded Amount	Expended Amount	Local Benefit
FAST Act 402 DE – Driver Education				
DE-2032-00-00-03	Youthful Driver Skills Assessment Program	\$179,677.65	\$179,677.65	\$0.00
FAST Act 402 DE Total		\$179,677.65	\$179,677.65	\$0.00
FAST Act 402 TSP – Teen Safety Program				
TSP-2023-00-00-01	Peer to Peer Youth Programming – SADD	\$160,025.27	\$113,632.62	\$0.00
TSP-2023-00-00-02	Peer to Peer Youth Programming - FCCLA	\$201,564.95	\$181,341.56	\$0.00
FAST Act 402 TSP Total		\$361,590.22	\$294,974.18	\$0.00
FAST Act 405d Impaired Driving Low				
M6OT-2023-00-00-14	Underage Alcohol Sales Compliance Checks	\$99,912.50	\$90,674.91	\$0.00
M6OT-2023-00-00-15	College Campus Impaired Driving Program	\$306,630.00	\$306,285.14	\$0.00
FAST Act 405d Impaired Driving Low Total		\$406,542.50	\$396,960.05	\$0.00
BIL 402 DE – Driver Education				
DE-2032-00-00-03	Youthful Driver Skills Assessment Program	\$66,745.00	\$65,835.48	\$0.00
BIL 402 DE Total		\$66,745.00	\$65,835.48	\$0.00
Total Funding Youthful Driver Safety Program Area		\$1,014,555.37	\$937,447.36	\$0.00

In FFY2023, Ohio continued partnerships with CHOP, SADD, FCCLA, and the Ohio State University. These projects address driver training, peer-to-peer high school programming, and college-aged impaired driving. All of these projects will continue in FFY2024.

In addition to the projects listed above, Safe Community programs conducted youthful driver education at 284 events. These events reached over 365,000 people.

Type of Media	Gross Impressions
Print	3,996,767
Radio	929,693
Television	4,448,673
Web	728,514
Facebook	519,560
Twitter	32,219
Instagram	34,927
Other	2,506

YOUTH-RELATED CRASHES						
Year	Fatal Crashes			Serious Injury Crashes		
	Total	Youth-Related	Percent	Total	Youth-Related	Percent
2018	996	246	24.70%	6,245	1,877	30.06%
2019	1,041	234	22.48%	5,982	1,655	27.67%
2020	1,154	276	23.92%	5,925	1,709	28.84%
2021	1,244	296	23.79%	6,405	1,889	29.49%
2022	1,180	290	24.58%	6,163	1,696	27.52%

Appendix A – Financial Summary

FFY2023 Financial Summary Table

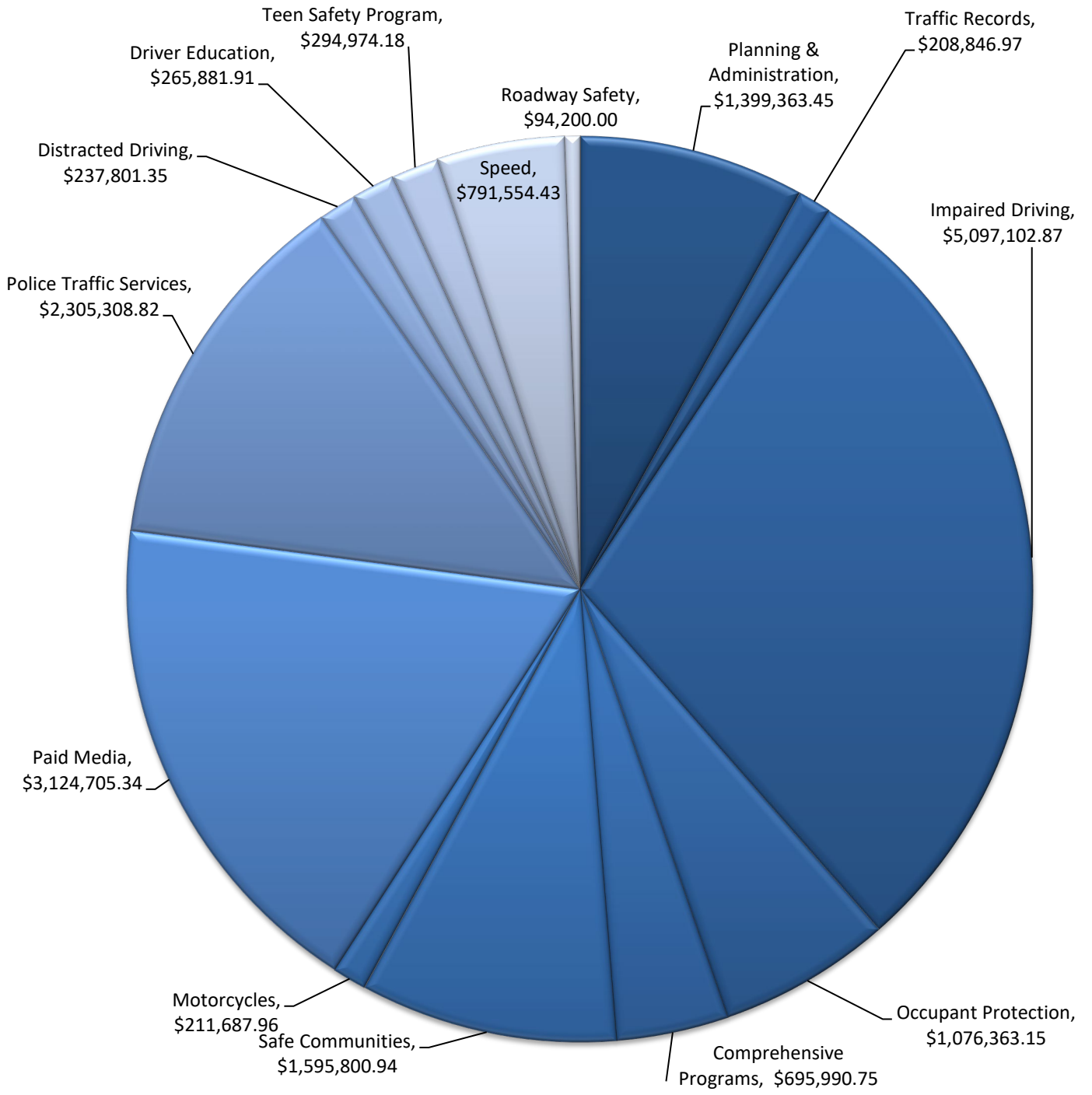
Project Number	Project Title	Awarded Amount	Expended Amount	Local Benefit
164 Transfer Funds – 164 Alcohol				
164 AL-2023-00-00-01	Impaired Driving Enforcement Program	\$737,645.35	\$737,645.35	\$737,645.35
<i>164 Transfer Funds Total</i>		<i>\$737,645.35</i>	<i>\$737,645.35</i>	<i>\$737,645.35</i>
FAST Act 402 AL – Alcohol				
AL-2023-00-00-01	Impaired Driving Assessment	\$50,000.00	\$26,553.29	\$0.00
FAST Act 402 AL Total		\$50,000.00	\$26,553.29	\$0.00
FAST Act 402 CP – Community Traffic Safety Project				
CP-2023-00-00-01	Traffic Safety Program Management	\$400,000.00	\$341,733.90	\$0.00
CP-2023-00-00-02	Traffic Safety Resource Prosecutor Program	\$368,090.14	\$297,830.93	\$0.00
CP-2023-00-00-03	Judicial Outreach Liaison Training/Educational Materials	\$77,218.00	\$54,815.40	\$0.00
CP-2023-00-00-04	Training/Educational Materials	\$25,000.00	\$1,610.52	\$0.00
FAST Act 402 CP Total		\$870,308.14	\$695,990.75	\$0.00
FAST Act 402 DD – Distracted Driving				
DD-2023-00-00-01	Statewide Distracted Driving Enforcement	\$422,756.00	\$171,711.35	\$0.00
DD-2023-00-00-02	Distracted Driving Print Advertising/Educational	\$200,000.00	\$66,090.00	\$0.00
FAST Act 402 DD Total		\$622,756.00	\$237,801.35	\$0.00
FAST Act 402 DE – Driver Education				
DE-2023-00-00-01	Youthful Driver Print Advertising/Educational	\$100,000.00	\$802.40	\$0.00
DE-2023-00-00-02	Mature Driver Print Advertising/Educational	\$25,000.00	\$0.00	\$0.00
DE-2023-00-00-03	Youthful Driver Skills Assessment Program	\$179,677.65	\$179,677.65	\$0.00
DE-2023-00-00-04	Combination Message print Advertising/Educational	\$25,000.00	\$0.00	\$0.00
DE-2023-00-00-05	CarFit	\$44,986.00	\$19,566.38	\$0.00
FAST Act 402 DE Total		\$374,663.65	\$200,046.43	\$0.00
FAST Act 402 MC – Motorcycle Safety				
MC-2023-00-00-01	Motorcycle Training	\$69,000.00	\$20,400.00	\$0.00
FAST Act 402 MC Total		\$69,000.00	\$20,400.00	\$0.00
FAST Act 402 OP – Occupant Protection				
OP-2023-00-00-01	Occupant Protection Coordinator Program	\$665,249.62	\$607,588.03	\$535,054.34
FAST Act 402 OP Total		\$665,249.62	\$607,588.03	\$535,054.34
FAST Act 402 PA – Planning and Administration				
PA-2023-00-00-01	Traffic Safety Program Management	\$1,500,000.00	\$1,136,788.31	\$0.00
PA-2023-00-00-02	Web-Based Grant Management System	\$200,000.00	\$89,980.50	\$0.00
PA-2023-00-00-03	University Evaluation	\$195,217.50	\$169,846.97	\$0.00
PA-2023-00-00-04	GHSA Projects	\$41,144.43	\$2,747.67	\$0.00
FAST Act 402 PA Total		\$1,936,361.93	\$1,399,363.45	\$0.00
FAST Act 402 PM – Paid Advertising				
PM-2023-00-00-01	Motorcycle Safety Paid Media	\$125,000.00	\$88,200.52	\$0.00
PM-2023-00-00-02	Distracted Driving Paid Media	\$500,000.00	\$500,000.00	\$0.00
PM-2023-00-00-03	Youthful Driver Paid Media	\$350,000.00	\$268,934.86	\$0.00
PM-2023-00-00-04	Youthful Driver – College Paid Media	\$77,838.86	\$77,838.86	\$0.00
PM-2023-00-00-05	Speed Paid Media	\$200,000.00	\$194,036.94	\$0.00
PM-2023-00-00-05	Campaign Creative/Design	\$300,000.00	\$0.00	\$0.00
FAST Act 402 PM Total		\$1,552,838.86	\$1,129,011.18	\$0.00

Project Number	Project Title	Awarded Amount	Expended Amount	Local Benefit
FAST Act 402 PT – Police Traffic Services				
PT-2023-00-00-01	Law Enforcement Liaison Program	\$426,994.60	\$232,234.41	\$0.00
PT-2023-00-00-02	Selective Traffic Enforcement Program	\$2,631,038.13	\$1,569,046.48	\$1,569,046.48
PT-2023-00-00-03	Summer Holiday Enforcement Program	\$185,977.38	\$136,313.94	\$136,313.94
PT-2023-00-00-04	Dedicated Traffic Enforcement Program	\$94,169.75	\$75,420.49	\$75,420.49
PT-2023-00-00-05	Officer Training	\$280,000.00	\$105,825.00	\$105,825.00
PT-2023-00-00-06	Officer Training/Public Education	\$51,683.09	\$51,683.09	\$0.00
FAST Act 402 PT Total		\$3,669,862.95	\$2,170,523.41	\$1,886,605.91
FAST Act 402 RS – Roadway Safety				
RS-2023-00-00-01	Roadway Safety Training	\$143,500.00	\$94,200.00	\$94,200.00
FAST Act 402 RS Total		\$143,500.00	\$94,200.00	\$94,200.00
FAST Act 402 SA – Safe Communities				
SA-2023-00-00-01	Safe Communities	\$2,315,888.74	\$1,595,800.94	\$1,595,800.94
FAST Act 402 SA Total		\$2,315,888.74	\$1,595,800.94	\$1,595,800.94
FAST Act 402 SC – Speed Management				
SC-2023-00-00-01	Speed Print Advertising/Educational	\$75,000.00	\$0.00	\$0.00
FAST Act 402 SC Total		\$75,000.00	\$0.00	\$0.00
FAST Act 402 SE – Speed Enforcement				
SE-2023-00-00-01	Statewide Speed Enforcement	\$1,181,991.27	\$791,554.43	\$0.00
FAST Act 402 SE Total		\$1,181,991.27	\$791,554.43	\$0.00
FAST Act 402 TSP – Teen Safety Program				
TSP-2023-00-00-01	Peer to Peer Youth Programming – SADD	\$160,025.27	\$113,632.62	\$0.00
TSP-2023-00-00-02	Peer to Peer Youth Programming - FCCLA	\$201,564.95	\$181,341.56	\$0.00
FAST Act 402 TSP Total		\$361,590.22	\$294,974.18	\$0.00
FAST Act 402 Total		\$13,889,011.32	\$9,263,807.44	\$4,111,661.19
FAST Act 405c Data Program				
M3DA-2023-00-00-01	Traffic Records Coordinating Committee	\$673,390.43	\$203,099.60	\$0.00
M3DA-2023-00-00-02	Traffic Records Coordinating Committee	\$1,465,595.33	\$5,747.37	\$0.00
M3DA-2023-00-00-02	Traffic Records Coordinating Committee	\$1,469,353.27	\$0.00	\$0.00
M3DA-2023-00-00-02	Traffic Records Coordinating Committee	\$780,205.97	\$0.00	\$0.00
FAST Act 405c Data Program Total		\$4,386,545.00	\$208,846.97	\$0.00
FAST Act 405d Impaired Driving Low				
M6OT-2023-00-00-01	Holiday Drive Sober or Get Pulled Over Paid Media	\$200,000.00	\$198,390.18	\$0.00
M6OT-2023-00-00-02	Drive Sober or Get Pulled Over Paid Media	\$300,000.00	\$297,370.26	\$0.00
M6OT-2023-00-00-03	Sustained Impaired Driving Paid Media	\$500,000.00	\$422,697.71	\$0.00
M6OT-2023-00-00-04	Impaired Driving Print Advertising/Educational	\$200,000.00	\$0.00	\$0.00
M6OT-2023-00-00-05	Statewide Impaired Driving Enforcement Program	\$2,156,918.37	\$889,748.94	\$0.00
M6OT-2023-00-00-06	OVI Task Force Program	\$2,687,053.31	\$1,658,666.45	\$1,658,666.45
M6OT-2023-00-00-07	Statewide Drugged Driving Enforcement	\$569,426.45	\$293,425.78	\$0.00
M6OT-2023-00-00-08	Trace Back Program	\$44,896.54	\$24,504.84	\$0.00
M6OT-2023-00-00-10	Ignition Interlock Program	\$50,000.00	\$36,920.06	\$0.00
M6OT-2023-00-00-11	Breath Instrument Training	\$150,000.00	\$0.00	\$0.00
M6OT-2023-00-00-14	Underage Alcohol Compliance Checks	\$99,912.50	\$90,674.91	\$0.00
M6OT-2023-00-00-15	College Campus Impaired Driving Program	\$306,630.00	\$306,285.14	\$0.00
Fast Act 405d Impaired Driving Low		\$7,264,837.17	\$4,218,684.27	\$1,658,666.45
FAST Act 405f Motorcycle Programs				
M11MA-2022-00-00-01	Motorcycle Awareness Paid Media	\$2,300.00	\$2,300.00	\$0.00
FAST Act 405f Motorcycle Programs		\$2,300.00	\$2,300.00	\$0.00

Project Number	Project Title	Awarded Amount	Expended Amount	Local Benefit
BIL 164 Transfer Funds – 164 Alcohol				
164 AL-2023-00-00-01	Impaired Driving Enforcement Program	\$1,691,177.66	\$446,638.04	\$446,638.04
<i>164 Transfer Funds Total</i>		<i>\$1,691,177.66</i>	<i>\$446,638.04</i>	<i>\$446,638.04</i>
BIL 402 DE – Driver Education				
DE-2023-00-00-03	Youthful Driver Skills Assessment Program	\$66,745.00	\$65,835.48	\$0.00
BIL 402 DE Total		\$66,745.00	\$65,835.48	\$0.00
BIL 402 PM – Paid Advertising				
PM-2023-00-00-04	Youthful Driver – College Paid Media	\$72,161.14	\$55,791.72	\$0.00
BIL 402 PM Total		\$72,161.14	\$55,791.72	\$0.00
BIL 402 PT – Police Traffic Services				
PT-2023-00-00-06	Officer Training/Public Education	\$208,180.53	\$134,785.41	\$0.00
BIL 402 PT Total		\$208,180.53	\$134,785.41	\$0.00
BIL 402 Total		\$347,086.67	\$256,412.61	\$0.00
BIL 405b OP Low				
M2X-2023-00-00-02	Click It or Ticket Paid Media	\$300,000.00	\$281,149.55	\$0.00
M2X-2023-00-00-03	Sustained Belt Paid Media	\$500,000.00	\$446,942.12	\$0.00
M2X-2023-00-00-04	Seat Belt Print Advertising/Education	\$200,000.00	\$19,796.40	\$0.00
M2X-2023-00-00-05	Statewide Seat Belt Tac Squads	\$974,927.10	\$448,978.72	\$0.00
BIL 405b OP Low Total		\$1,974,927.10	\$1,196,866.79	\$0.00
BIL 405f Motorcycle Programs				
M9MA-2023-00-00-01	Motorcycle Awareness Paid Media	\$24,999.36	\$24,999.36	\$0.00
M9MA-2023-00-00-02	Motorcycle Awareness Print Advertising/Educational	\$47,015.96	\$47,015.96	\$0.00
M9MT-2023-00-00-01	Motorcycle Training	\$27,521.96	\$27,521.96	\$0.00
M11MA-2023-00-00-01	Motorcycle Awareness Paid Media	\$97,700.64	\$70,036.64	\$0.00
M11MA-2023-00-00-02	Motorcycle Awareness Print Advertising/Educational	\$116,750.04	\$116,750.04	\$0.00
M11MT-2023-00-00-01	Motorcycle Training	\$22,478.04	\$0.00	\$0.00
BIL 405f Motorcycle Programs		\$336,466.00	\$286,323.96	\$0.00
Supplemental BIL 405b OP Low				
M2X-2023-00-00-01	Holiday Click It or Ticket Paid Media	\$200,000.00	\$196,016.62	\$0.00
Supplemental BIL 405b OP Low Total		\$200,000.00	\$196,016.62	\$0.00
Supplemental BIL 405d Impaired Driving Low				
M6OT-2023-00-00-09	Drug Recognition Expert Program	\$624,000.00	\$586,040.07	\$0.00
Supplemental BIL 405d Impaired Driving Low Total		\$624,000.00	\$586,040.07	\$0.00
Total FFY2023 Funding		\$31,453,996.27	\$17,399,582.12	\$6,954,611.03

Federal Fund	Code	Program Description	Federal Obligated	Expended	% Spent	Local Benefit	% Local
164 Total	164AL	164 Transfer Funds Total	737,645.35	737,645.35	100.00%	737,645.35	100.00%
FAST Act 402	PA	Planning and Administration	1,468,876.93	1,399,363.45	95.27%	0.00	0.00%
FAST Act 402	AL	Alcohol	26,553.29	26,553.29	100.00%	0.00	0.00%
FAST Act 402	MC	Motorcycle Safety	20,400.00	20,400.00	100.00%	0.00	0.00%
FAST Act 402	OP	Occupant Protection	607,588.03	607,588.03	100.00%	535,054.34	88.06%
FAST Act 402	PT	Police Traffic Services	2,170,523.41	2,170,523.41	100.00%	1,886,605.91	86.92%
FAST Act 402	CP	Comprehensive Programs	695,990.75	695,990.75	100.00%	0.00	0.00%
FAST Act 402	DE	Driver Education	200,046.43	200,046.43	100.00%	0.00	0.00%
FAST Act 402	RS	Roadway Safety	94,200.00	94,200.00	100.00%	94,200.00	100.00%
FAST Act 402	SA	Safe Communities	1,595,800.94	1,595,800.94	100.00%	1,595,800.94	100.00%
FAST Act 402	SC	Speed Management	0.00	0.00	0.00%	0.00	0.00%
FAST Act 402	SE	Speed Enforcement	791,554.43	791,554.43	100.00%	0.00	0.00%
FAST Act 402	PM	Paid Advertising	1,129,011.18	1,129,011.18	100.00%	0.00	0.00%
FAST Act 402	DD	Distracted Driving	237,801.35	237,801.35	100.00%	0.00	0.00%
FAST Act 402	TSP	Teen Safety Program	294,974.18	294,974.18	100.00%	0.00	0.00%
FAST Act NHTSA 402 Total			9,333,320.92	9,263,807.44	99.26%	4,017,461.19	43.37%
FAST Act 405c Total	M3	Data Program	3,608,339.03	208,846.97	5.79%	0.00	0.00%
FAST Act 405d Total	M6	Impaired Driving Low	5,133,199.98	4,218,684.27	82.18%	1,658,666.45	39.32%
FAST Act 405f	M11	Motorcycle Safety Programs	2,300.00	2,300.00	100.00%	0.00	0.00%
BIL 402	PA	Planning and Administration	3,556,957.72	0.00	0.00%	0.00	0.00%
BIL 402	PT	Police Traffic Services	20,034,466.73	134,785.41	0.67%	0.00	0.00%
BIL 402	DE	Driver Education	65,835.48	65,835.48	100.00%	0.00	0.00%
BIL 402	PM	Paid Advertising	55,791.72	55,791.72	100.00%	0.00	0.00%
BIL NHTSA 402 Total			23,713,051.65	256,412.61	1.08%	0.00	0.00%
BIL 164 Transfer Total	ENF_AL	Alcohol Enforcement	3,197,898.00	446,638.04	13.97%	446,638.04	100.00%
BIL 405b Total	M2	405b OP Low	3,092,463.17	1,196,866.79	38.70%	0.00	0.00%
BIL 405c Total	M3	Data Program	3,589,616.83	0.00	0.00%	0.00	0.00%
BIL 405d Total	M6	Impaired Driving Low	12,546,925.56	0.00	0.00%	0.00	0.00%
BIL 405f	M9	Motorcycle Programs	108,225.66	99,537.28	91.97%	0.00	0.00%
BIL 405f	M11	Motorcycle Programs	195,274.75	186,786.68	95.63%	0.00	0.00%
BIL 405f Total			303,500.41	286,323.96	94.34%	0.00	0.00%
Supplemental BIL 402	PA	Planning and Administration	198,447.15	0.00	0.00%	0.00	0.00%
Supplemental BIL 402	PT	Police Traffic Services	1,127,031.29	0.00	0.00%	0.00	0.00%
Supplemental BIL 402 Total			1,325,478.44	0.00	0.00%	0.00	0.00%
Supplemental BIL 405b Total	M2	405b OP Low	204,311.92	196,016.62	95.94%	0.00	0.00%
Supplemental BIL 405c Total	M3	Data Program	231,316.47	0.00	0.00%	0.00	0.00%
Supplemental BIL 405d Total	M6	Impaired Driving Low	810,565.33	586,040.07	72.30%	0.00	0.00%
Supplemental BIL 405f	M9	Motorcycle Programs	12,639.66	0.00	0.00%	0.00	0.00%
Supplemental BIL 405f	M11	Motorcycle Programs	195,274.75	0.00	0.00%	0.00	0.00%
Supplemental BIL 405f Total			25,038.05	0.00	0.00%	0.00	0.00%
Total GTS			68,124,971.11	17,399,582.12	25.54%	\$6,860,411.03	39.42%

FFY2023 Financial Summary Chart



Appendix B – Goal Status Updates

GOAL C-1

Reduce traffic fatalities by 2.00 percent per year from 1,107 (2017-2021 rolling average) to 1,150 (2019-2023 rolling average) by 2023.

STATUS

Ohio's 2018 – 2022 average is 1,216. Preliminary 2023 state data shows 1,246 fatalities, a 2.27 percent decrease from 2022. Even with the reduction, Ohio will not achieve this goal.

FFY2024/2025 ADJUSTMENTS

Ohio continues to monitor traffic fatality data and has filled a dedicated research position within the traffic safety office. The researcher has begun to take a deeper look into fatality data and new data sources to determine additional areas to target funding to reduce the number of fatalities. OTSO plans to continue the Summer Holiday Enforcement Program Pilot in FFY2024 to fund additional law enforcement agencies and will be working towards another new program for dedicated traffic enforcement. The Dedicated Traffic Enforcement Program will begin its first full year in FFY2024. The Ohio Traffic Safety Council will continue in FFY2024. The council brings together federal, state, and local traffic safety partners in a collaborative effort to address areas that have the greatest potential to reduce the number of people killed on Ohio roadways. To do this effectively, the council will focus on data analysis to identify priority areas and develop actionable projects to have an immediate impact. OTSO is in the process of hiring a dedicated Community Engagement Specialist to work with overrepresented and underserved communities to address traffic fatalities in communities that we have not been able to reach.

GOAL C-2

Reduce serious traffic injuries by 2.00 percent per year from 7,806 (2017-2021 rolling average) to 7,496 (2019-2023 rolling average) by 2023.

STATUS

Ohio's 2018 – 2022 average is 7,550. Preliminary 2023 state data shows 7,324 serious injuries. The 2019 – 2023 average will be slightly higher than the goal of 7,496.

FFY2024/2025 ADJUSTMENTS

Ohio continues to monitor traffic fatality data and has filled a dedicated research position within the traffic safety office. The researcher has begun to take a deeper look into fatality data and new data sources to determine additional areas to target funding to reduce the number of fatalities. OTSO plans to continue the Summer Holiday Enforcement Program Pilot in FFY2024 to fund additional law enforcement agencies and will be working towards another new program for dedicated traffic enforcement. The Dedicated Traffic Enforcement Program will begin its first full year in FFY2024. The Ohio Traffic Safety Council will continue in FFY2024. The council brings together federal, state, and local traffic safety partners in a collaborative effort to address areas that have the greatest potential to reduce the number of people killed on Ohio roadways. To do this effectively, the council will focus on data analysis to identify priority areas and develop actionable projects to have an immediate impact. OTSO is in the process of hiring a dedicated Community Engagement Specialist to work with overrepresented and underserved communities to address traffic fatalities in communities that we have not been able to reach.

GOAL C-3a

Reduce the fatalities/100 MVMT rate by 2.00 percent per year from 1.09 (2017-2021 rolling average) to 1.04 (2019-2023 rolling average) by 2023.

STATUS

Ohio's preliminary 2017 – 2021 average is 1.20; 2022 FARS numbers are not finalized. Ohio is not likely to meet this goal.

FFY2024/2025 ADJUSTMENTS

Ohio continues to monitor traffic fatality data and has filled a dedicated research position within the traffic safety office. The researcher has begun to take a deeper look into fatality data and new data sources to determine additional areas to target funding to reduce the number of fatalities. OTSO plans to continue the Summer Holiday Enforcement Program Pilot in FFY2024 to fund additional law enforcement agencies and will be working towards another new program for dedicated traffic enforcement. The Dedicated Traffic Enforcement Program will begin its first full year in FFY2024. The Ohio Traffic Safety Council will continue in FFY2024. The council brings together federal, state, and local traffic safety partners in a collaborative effort to address areas that have the greatest potential to reduce the number of people killed on Ohio roadways. To do this effectively, the council will focus on data analysis to identify priority areas and develop actionable projects to have an immediate impact. OTSO is in the process of hiring a dedicated Community Engagement Specialist to work with overrepresented and underserved communities to address traffic fatalities in communities that we have not been able to reach.

GOAL C-3b

Reduce the rural fatalities/100 MVMT rate by 2.67 percent per year from 1.456 (2017-2021 rolling average) to 1.378 (2019-2023 rolling average) by 2023.

STATUS

Ohio's preliminary 2017 – 2021 average is 1.53; 2022 FARS numbers are not finalized. Ohio is not likely to meet this goal.

FFY2024/2025 ADJUSTMENTS

Ohio continues to monitor traffic fatality data and has filled a dedicated research position within the traffic safety office. The researcher has begun to take a deeper look into fatality data and new data sources to determine additional areas to target funding to reduce the number of fatalities. OTSO plans to continue the Summer Holiday Enforcement Program Pilot in FFY2024 to fund additional law enforcement agencies and will be working towards another new program for dedicated traffic enforcement. The Dedicated Traffic Enforcement Program will begin its first full year in FFY2024. The Ohio Traffic Safety Council will continue in FFY2024. The council brings together federal, state, and local traffic safety partners in a collaborative effort to address areas that have the greatest potential to reduce the number of people killed on Ohio roadways. To do this effectively, the council will focus on data analysis to identify priority areas and develop actionable projects to have an immediate impact. OTSO is in the process of hiring a dedicated Community Engagement Specialist to work with overrepresented and underserved communities to address traffic fatalities in communities that we have not been able to reach.

GOAL C-3c

Reduce the urban fatalities/100 MVMT rate by 1.25 percent per year from 0.847 (2017-2021 rolling average) to 0.826 (2019-2023 rolling average) by 2023.

STATUS

Ohio's preliminary 2017 – 2021 average is 1.04; 2022 FARS numbers are not finalized. Ohio is not likely to meet this goal.

FFY2024/2025 ADJUSTMENTS

Ohio continues to monitor traffic fatality data and has filled a dedicated research position within the traffic safety office. The researcher has begun to take a deeper look into fatality data and new data sources to determine additional areas to target funding to reduce the number of fatalities. OTSO plans to continue the Summer Holiday Enforcement Program Pilot in FFY2024 to fund additional law enforcement agencies and will be working towards another new program for dedicated traffic enforcement. The Dedicated Traffic Enforcement Program will begin its first full year in FFY2024. The Ohio Traffic Safety Council will continue in FFY2024. The council brings together federal, state, and local traffic safety partners in a collaborative effort to address areas that have the greatest potential to reduce the number of people killed on Ohio roadways. To do this effectively, the council will focus on data analysis to identify priority areas and develop actionable projects to have an immediate impact. OTSO is in the process of hiring a dedicated Community Engagement Specialist to work with overrepresented and underserved communities to address traffic fatalities in communities that we have not been able to reach.

GOAL C-4

Reduce unrestrained passenger vehicle occupant fatalities in all seating positions by 1.25 percent per year from 389 (2017-2021 rolling average) to 370 (2019-2023 rolling average) by 2023.

STATUS

Ohio's 2018 – 2022 average is 393. Preliminary 2023 state data shows 476, a 13.33 percent increase from 2022. Ohio is not likely to achieve this goal.

FFY2024/2025 ADJUSTMENTS

Ohio continues to monitor traffic fatality data and has filled a dedicated research position within the traffic safety office. The researcher has begun to take a deeper look into fatality data and new data sources to determine additional areas to target funding to reduce the number of unrestrained fatalities. Ohio is continuing youth peer-to-peer outreach again in FFY2024. All traffic safety areas are covered, including seat belt education. OTSO plans to work with both SADD and FCCLA to develop youthful driver educational / print advertising materials. OTSO plans to continue the Summer Holiday Enforcement Program Pilot in FFY2024 to fund additional law enforcement agencies and will be working towards another new program for dedicated traffic enforcement. The Dedicated Traffic Enforcement Program will begin its first full year in FFY2024. The Ohio Traffic Safety Council will continue in FFY2024. The council brings together federal, state, and local traffic safety partners in a collaborative effort to address areas that have the greatest potential to reduce the number of people killed on Ohio roadways. To do this effectively, the council will focus on data analysis to identify priority areas and develop actionable projects to have an immediate impact. OTSO is in the process of hiring a dedicated Community Engagement Specialist to work

with overrepresented and underserved communities to address traffic fatalities in communities that we have not been able to reach.

GOAL C-5

Reduce alcohol impaired driving fatalities by 1.25 percent per year from 343 (2017-2021 rolling average) to 339 (2019-2023 rolling average) by 2023.

STATUS

Ohio's 2018 – 2022 average is 424. Preliminary 2023 state data shows 202; however, this number always increases when finalized in FARS. Ohio is not likely to achieve this goal.

FFY2024/2025 ADJUSTMENTS

Ohio continues to monitor traffic fatality data and has filled a dedicated research position within the traffic safety office. The researcher has begun to take a deeper look into fatality data and new data sources to determine additional areas to target funding to reduce the number of impaired driving fatalities. Ohio is continuing youth peer-to-peer outreach again in FFY2024, including impaired driving programming directed at 18 – 24-year-old college students. OTSO plans to continue the Summer Holiday Enforcement Program Pilot in FFY2024 to fund additional law enforcement agencies and will be working towards another new program for dedicated traffic enforcement. The Dedicated Traffic Enforcement Program will begin its first full year in FFY2024. OTSO will also continue a grant to target under age liquor sales. The Ohio Traffic Safety Council will continue in FFY2024. The council brings together federal, state, and local traffic safety partners in a collaborative effort to address areas that have the greatest potential to reduce the number of people killed on Ohio roadways. To do this effectively, the council will focus on data analysis to identify priority areas and develop actionable projects to have an immediate impact. OTSO is in the process of hiring a dedicated Community Engagement Specialist to work with overrepresented and underserved communities to address traffic fatalities in communities that we have not been able to reach. OTSO will also form an Impaired Driving Task Force and prepare a strategic plan to continue to address impaired driving.

GOAL C-6

Reduce speeding-related fatalities by 1.25 percent per year from 323 (2017-2021 rolling average) to 315 (2019-2023 rolling average) by 2023.

STATUS

Ohio's 2018 – 2022 average is 338. Preliminary 2023 state data shows 365. This 8.5 percent decrease from 2022 is not enough of a decrease. Ohio is not likely to achieve this goal.

FFY2024/2025 ADJUSTMENTS

Ohio continues to monitor traffic fatality data and has filled a dedicated research position within the traffic safety office. The researcher has begun to take a deeper look into fatality data and new data sources to determine additional areas to target funding to reduce the number of speed-related fatalities. Ohio continues to analyze speed-related crash data to determine additional measures for FFY2024. Ohio is continuing youth peer-to-peer outreach again in FFY2024. All traffic safety areas are covered, including speed. OTSO plans to continue the Summer Holiday Enforcement Program Pilot in FFY2024 to fund additional law enforcement agencies and will be working towards another new program for dedicated traffic enforcement. The Dedicated Traffic Enforcement Program will begin its first full year in FFY2024. The Ohio Traffic Safety Council will

continue in FFY2024. The council brings together federal, state, and local traffic safety partners in a collaborative effort to address areas that have the greatest potential to reduce the number of people killed on Ohio roadways. To do this effectively, the council will focus on data analysis to identify priority areas and develop actionable projects to have an immediate impact. OTSO is in the process of hiring a dedicated Community Engagement Specialist to work with overrepresented and underserved communities to address traffic fatalities in communities that we have not been able to reach.

GOAL C-7

Reduce motorcyclist fatalities by 1.25 percent per year from 180 (2017-2021 rolling average) to 173 (2019-2023 rolling average) by 2023.

STATUS

Ohio's 2018 – 2022 average is 192. Preliminary 2023 state data shows 365, an 8.80 increase from 2022. Ohio is unlikely to meet this goal.

FFY2024/2025 ADJUSTMENTS

Ohio continues to monitor traffic fatality data and has filled a dedicated research position within the traffic safety office. The researcher has begun to take a deeper look into fatality data and new data sources to determine additional areas to target funding to reduce the number of motorcyclist fatalities. The Ohio Traffic Safety Council will continue in FFY2024. The council brings together federal, state, and local traffic safety partners in a collaborative effort to address areas that have the greatest potential to reduce the number of people killed on Ohio roadways. To do this effectively, the council will focus on data analysis to identify priority areas and develop actionable projects to have an immediate impact. OTSO is in the process of hiring a dedicated Community Engagement Specialist to work with overrepresented and underserved communities to address traffic fatalities in communities that we have not been able to reach.

GOAL C-8

Reduce un-helmeted motorcyclist fatalities by 1.25 percent per year from 122 (2017-2021 rolling average) to 119 (2019-2023 rolling average) by 2023.

STATUS

Ohio's 2018 – 2022 average is 131. Preliminary 2023 data show 154, a 12.41 percent increase from 2022. Ohio is unlikely to meet this goal.

FFY2024/2025 ADJUSTMENTS

Ohio continues to monitor traffic fatality data and has filled a dedicated research position within the traffic safety office. The researcher has begun to take a deeper look into fatality data and new data sources to determine additional areas to target funding to reduce the number of un-helmeted motorcyclist fatalities. The Ohio Traffic Safety Council will continue in FFY2024. The council brings together federal, state, and local traffic safety partners in a collaborative effort to address areas that have the greatest potential to reduce the number of people killed on Ohio roadways. To do this effectively, the council will focus on data analysis to identify priority areas and develop actionable projects to have an immediate impact. OTSO is in the process of hiring a dedicated Community Engagement Specialist to work with overrepresented and underserved communities to address traffic fatalities in communities that we have not been able to reach.

GOAL C-9

Reduce drivers age 20 or younger involved in fatal crashes by 1.82 percent per year from 137 (2017-2021 rolling average) to 132 (2019-2023 rolling average) by 2023.

STATUS

Ohio's 2018 – 2022 average is 137. Preliminary 2023 data show 156, a 13.04 percent increase from 2022. Ohio is unlikely to meet this goal.

FFY2024/2025 ADJUSTMENTS

Ohio continues to monitor traffic fatality data and has filled a dedicated research position within the traffic safety office. The researcher has begun to take a deeper look into fatality data and new data sources to determine additional areas to target funding to reduce the number of younger driver fatalities. Ohio is continuing a couple of projects targeted to youthful drivers, including impaired driving programming directed at 18 – 24- OTSO plans to continue the Summer Holiday Enforcement Program Pilot in FFY2024 to fund additional law enforcement agencies and will be working towards another new program for dedicated traffic enforcement. The Dedicated Traffic Enforcement Program will begin its first full year in FFY2024. OTSO will also continue a grant to target under age liquor sales. The Ohio Traffic Safety Council will continue in FFY2024. The council brings together federal, state, and local traffic safety partners in a collaborative effort to address areas that have the greatest potential to reduce the number of people killed on Ohio roadways. To do this effectively, the council will focus on data analysis to identify priority areas and develop actionable projects to have an immediate impact. State funds are being directed towards increasing the availability of driver's education.

GOAL C-10

Reduce pedestrian fatalities by 1.25 percent per year from 147 (2017-2021 rolling average) to 143 (2019-2023 rolling average) by 2023.

STATUS

Ohio's 2018 – 2022 average is 150. Preliminary 2023 data show 149, a 13.87 percent decrease from 2022. Ohio is unlikely to meet this goal.

FFY2024/2025 ADJUSTMENTS

Ohio continues to monitor traffic fatality data and has filled a dedicated research position within the traffic safety office. The researcher has begun to take a deeper look into fatality data and new data sources to determine additional areas to target funding to reduce the number of pedestrian fatalities. The Ohio Traffic Safety Council will continue in FFY2024. The council brings together federal, state, and local traffic safety partners in a collaborative effort to address areas that have the greatest potential to reduce the number of people killed on Ohio roadways. To do this effectively, the council will focus on data analysis to identify priority areas and develop actionable projects to have an immediate impact. The council has started a pedestrian working group.

GOAL C-11

Reduce bicyclist fatalities by 1.25 percent per year from 22 (2017-2021 rolling average) to 21 (2019-2023 rolling average) by 2023.

STATUS

Ohio's 2018 – 2022 average is 21. Preliminary 2023 data show 22, a 175 percent decrease from 2022. 2022 was an abnormally low year with only eight bicycle fatalities. This will allow Ohio to meet this goal.

FFY2024/2025 ADJUSTMENTS

Ohio continues to monitor traffic fatality data and has filled a dedicated research position within the traffic safety office. The researcher has begun to take a deeper look into fatality data and new data sources to determine additional areas to target funding to reduce the number of bicycle fatalities. The Ohio Traffic Safety Council will continue in FFY2024. The council brings together federal, state, and local traffic safety partners in a collaborative effort to address areas that have the greatest potential to reduce the number of people killed on Ohio roadways. To do this effectively, the council will focus on data analysis to identify priority areas and develop actionable projects to have an immediate impact.

GOAL B-1

Increase statewide observed seat belt use of front outboard occupants in passenger vehicles 1.07 percent to 85.0 percent by December 31, 2023.

STATUS

Ohio's 2023 seat belt usage rate is 84.8 percent. This is slightly below the goal of 85.0 percent. Ohio did not meet this goal.

FFY2024/2025 ADJUSTMENTS

Ohio continues to work with the University of Akron to conduct the observational seat belt surveys. The University of Akron continues to analyze the methodology and the data to ensure Ohio is using the best method to determine the observed seat belt rate. The Ohio Traffic Safety Council will continue in FFY2024. The council brings together federal, state, and local traffic safety partners in a collaborative effort to address areas that have the greatest potential to reduce the number of people killed on Ohio roadways. To do this effectively, the council will focus on data analysis to identify priority areas and develop actionable projects to have an immediate impact.

GOAL O-1

Reduce distracted driving fatal crashes by 1.25 percent per year from 41 (2017-2021 rolling average) to 40 (2019-2023 rolling average) by 2023.

STATUS

Ohio's 2018 – 2022 average is 38. Preliminary 2023 data show 27, a 22.86 percent decrease from 2022. Ohio is on track to achieve this goal.

FFY2024/2025 ADJUSTMENTS

Ohio continues to monitor traffic fatality data and has filled a dedicated research position within the traffic safety office. The researcher has begun to take a deeper look into fatality data and new data sources to determine additional areas to target funding to reduce the number of distracted-related fatal crashes. Ohio is continuing youth peer-to-peer outreach again in FFY2024. All traffic safety areas are covered, including distracted. OTSO plans to continue the Summer Holiday Enforcement Program Pilot in FFY2024 to fund additional law enforcement agencies and will be working towards another new program for dedicated traffic enforcement. The Dedicated Traffic Enforcement Program will begin its first full year in FFY2024. The Ohio Traffic Safety Council will

continue in FFY2024. The council brings together federal, state, and local traffic safety partners in a collaborative effort to address areas that have the greatest potential to reduce the number of people killed on Ohio roadways. To do this effectively, the council will focus on data analysis to identify priority areas and develop actionable projects to have an immediate impact.

GOAL O-2

Reduce distracted driving serious injury crashes by 1.25 percent per year from 338 (2017-2021 rolling average) to 334 (2019-2023 rolling average) by 2023.

STATUS

Ohio's 2018 – 2022 average is 318. Preliminary 2023 data show 229, a 15.50 percent decrease from 2022. Ohio is on track to meet this goal.

FFY2024/2025 ADJUSTMENTS

Ohio continues to monitor traffic fatality data and has filled a dedicated research position within the traffic safety office. The researcher has begun to take a deeper look into fatality data and new data sources to determine additional areas to target funding to reduce the number of distracted-related serious injury crashes. Ohio is continuing youth peer-to-peer outreach again in FFY2024. All traffic safety areas are covered, including distracted. OTSO plans to continue the Summer Holiday Enforcement Program Pilot in FFY2024 to fund additional law enforcement agencies and will be working towards another new program for dedicated traffic enforcement. The Dedicated Traffic Enforcement Program will begin its first full year in FFY2024. The Ohio Traffic Safety Council will continue in FFY2024. The council brings together federal, state, and local traffic safety partners in a collaborative effort to address areas that have the greatest potential to reduce the number of people killed on Ohio roadways. To do this effectively, the council will focus on data analysis to identify priority areas and develop actionable projects to have an immediate impact.

GOAL O-3

Reduce drugged driving fatal crashes by 1.25 percent per year from 331 (2017-2021 rolling average) to 323 (2019-2023 rolling average) by 2023.

STATUS

Ohio's 2018 – 2022 average is 392. Preliminary 2023 data show 387. This 20.37 percent decrease from 2022 is not enough of a decrease. Ohio is not likely to achieve this goal.

FFY2024/2025 ADJUSTMENTS

Ohio continues to monitor traffic fatality data, has filled a dedicated research position within the traffic safety office. The researcher has begun to take a deeper look into fatality data and new data sources to determine additional areas to target funding to reduce the number of drugged driving fatal crashes. Ohio is continuing youth peer-to-peer outreach again in FFY2024, including impaired driving programming directed at 18 – 24-year-old college students. OTSO plans to continue the Summer Holiday Enforcement Program Pilot in FFY2024 to fund additional law enforcement agencies and will be working towards another new program for dedicated traffic enforcement. The Dedicated Traffic Enforcement Program will begin its first full year in FFY2024. The Ohio Traffic Safety Council will continue in FFY2024. The council brings together federal, state, and local traffic safety partners in a collaborative effort to address areas that have the greatest potential to reduce the number of people killed on Ohio roadways. To do this effectively,

the council will focus on data analysis to identify priority areas and develop actionable projects to have an immediate impact.

GOAL O-4

Reduce drugged driving serious injury crashes by 1.25 percent per year from 408 (2017-2021 rolling average) to 403 (2019-2023 rolling average) by 2023.

STATUS

Ohio's 2017 – 2021 average is 364. Preliminary 2023 data show 263, a 12.04 percent decrease from 2022. Ohio is on track to meet this goal.

FFY2024/2025 ADJUSTMENTS

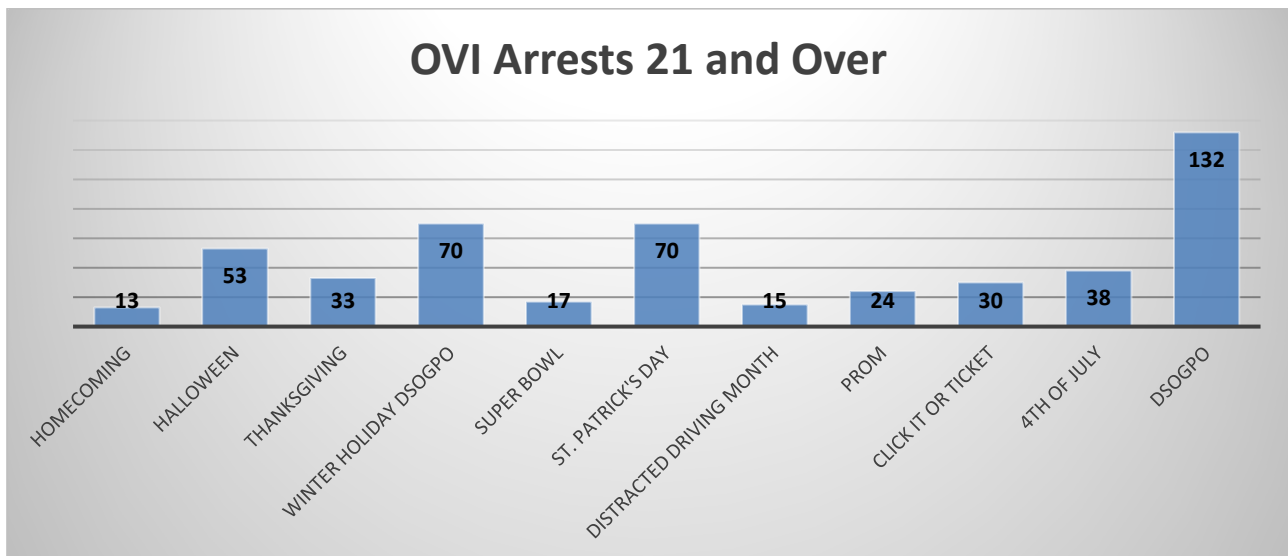
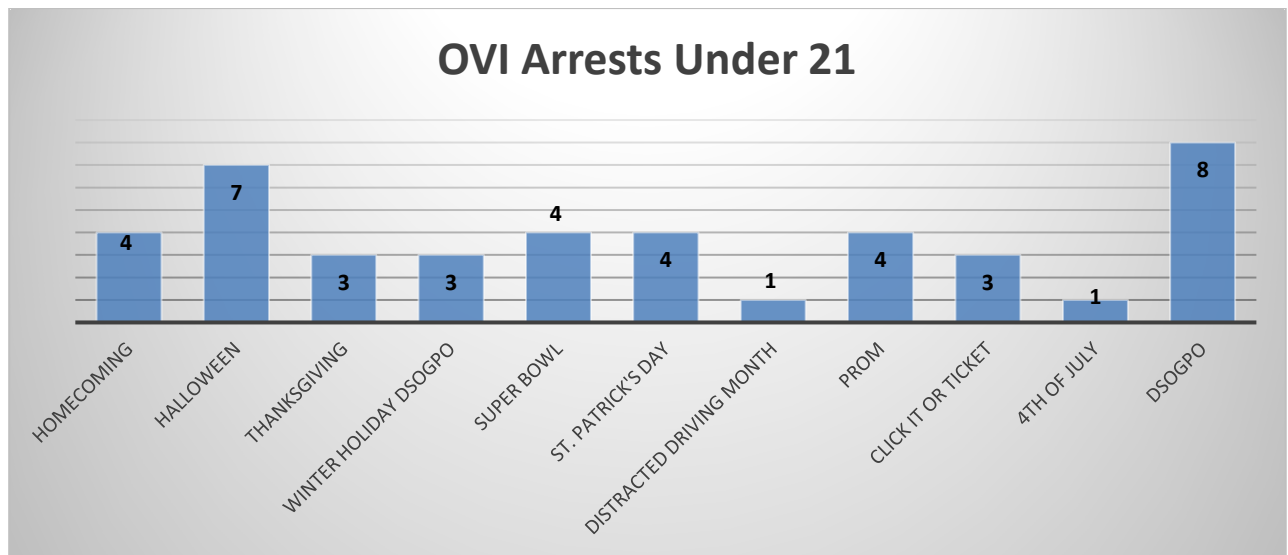
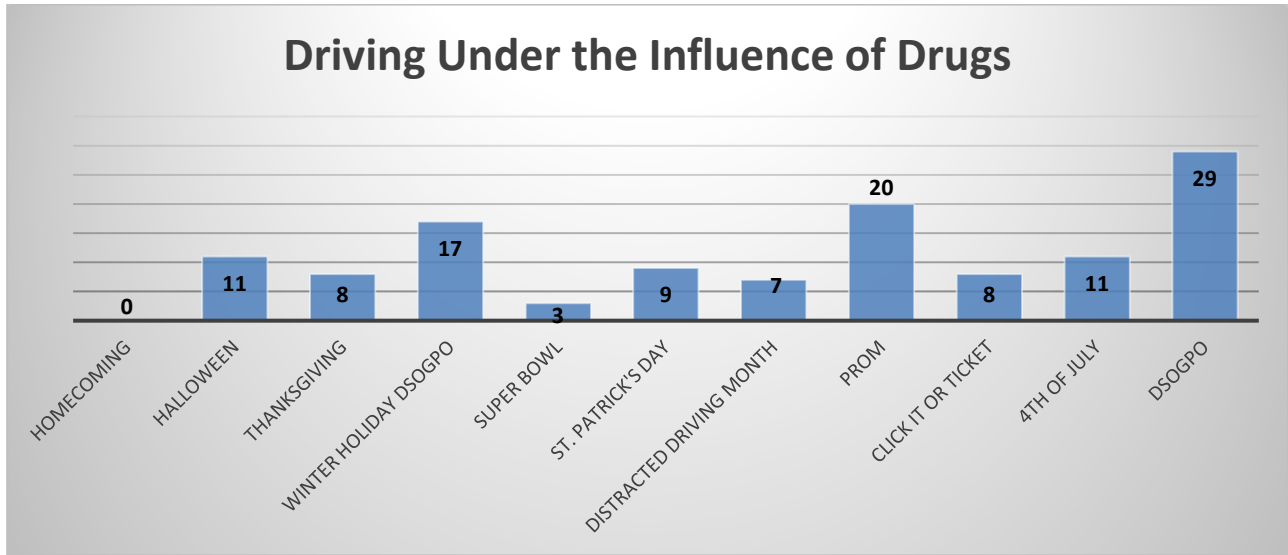
Ohio continues to monitor traffic serious injury data and has filled a dedicated research position within the traffic safety office. The researcher has begun to take a deeper look into serious injury data and new data sources to determine additional areas to target funding to reduce the number of drugged driving serious injury crashes. Ohio is continuing youth peer-to-peer outreach again in FFY2024, including impaired driving programming directed at 18 – 24-year-old college students. OTSO plans to continue the Summer Holiday Enforcement Program Pilot in FFY2024 to fund additional law enforcement agencies and will be working towards another new program for dedicated traffic enforcement. The Dedicated Traffic Enforcement Program will begin its first full year in FFY2024. The Ohio Traffic Safety Council will continue in FFY2024. The council brings together federal, state, and local traffic safety partners in a collaborative effort to address areas that have the greatest potential to reduce the number of people killed on Ohio roadways. To do this effectively, the council will focus on data analysis to identify priority areas and develop actionable projects to have an immediate impact.

Appendix C – Enforcement Statistics

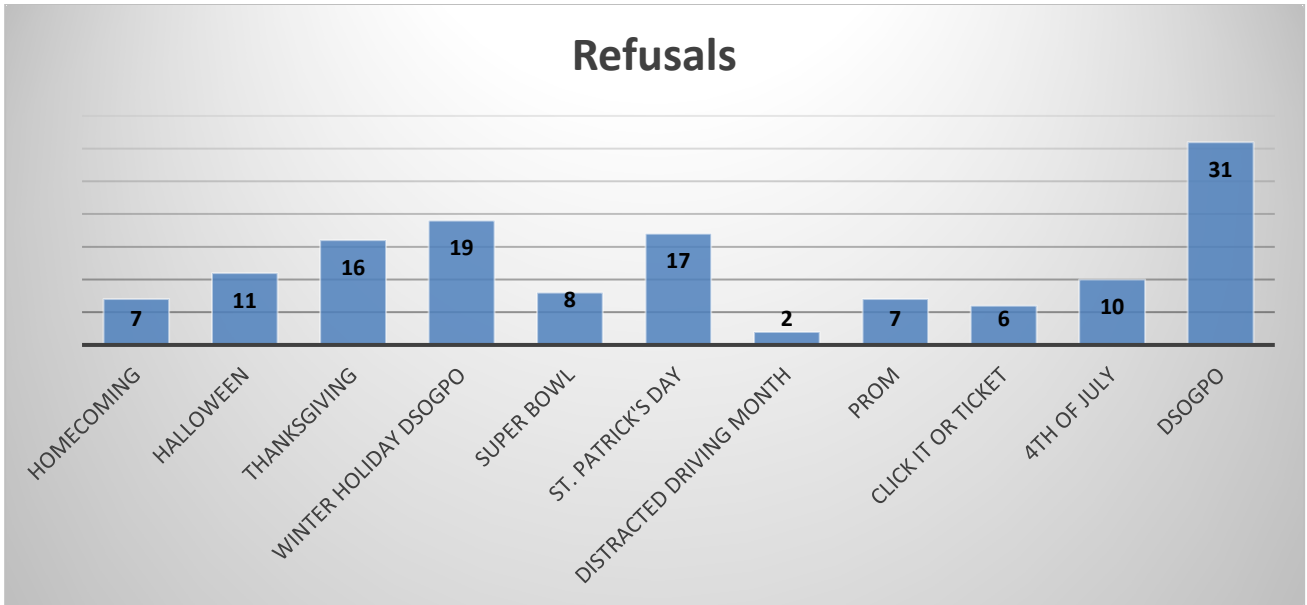
FFY2023 Summary Grant Funded Enforcements by Project

	Distracted Driving Enforcement Program	Impaired Driving Enforcement (IDEP)	Statewide IDEP	OVI Task Force	Statewide Drugged Driving Enforcement	State Seat Belt Tac Squads	Selective Traffic Enforcement (STEP)	Summer Holiday Enforcement Program	Statewide Speed	Total
DUID	4	33	175	85	24	7	27	0	23	378
OVI Arrests Under 21	0	32	11	65	1	2	11	5	0	127
OVI Arrests 21 and Over	11	224	705	485	28	17	59	32	47	1,608
Refusals	1	90	80	191	2	1	25	6	3	399
Adult Restraint	589	686	1,207	738	1,292	3,131	1,195	191	2,425	11,454
Child Restraint	7	73	50	76	20	37	180	10	64	517
Speed Citations	2,240	4,562	4,957	3,529	3,225	5,152	11,076	791	12,534	48,066
Distracted Driving	85	35	162	51	48	88	118	8	117	712
DUS	86	1,073	587	1,495	149	259	1,205	187	348	5,389
No Operator License	53	549	330	853	79	179	646	157	270	3,116
Felony Arrests	34	180	193	247	27	13	154	58	38	944
Other Citations	480	2,787	2,437	3,934	808	1,067	3,520	424	1,970	17,427

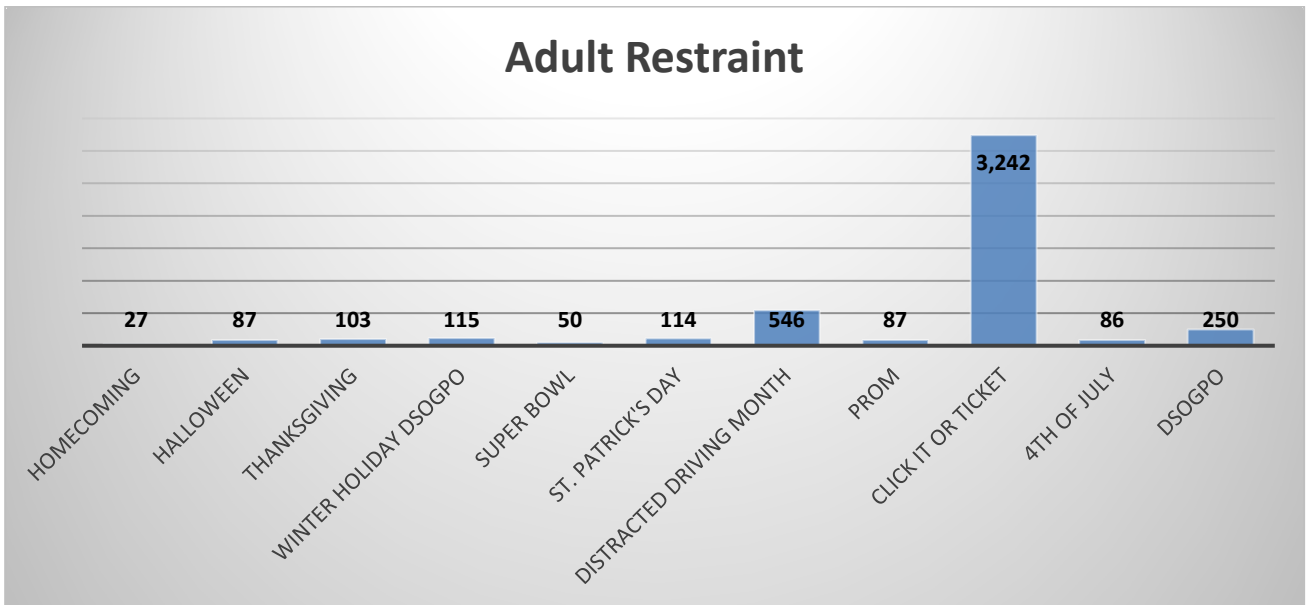
Grant Funded Enforcement Activity by Blitz/Mobilization



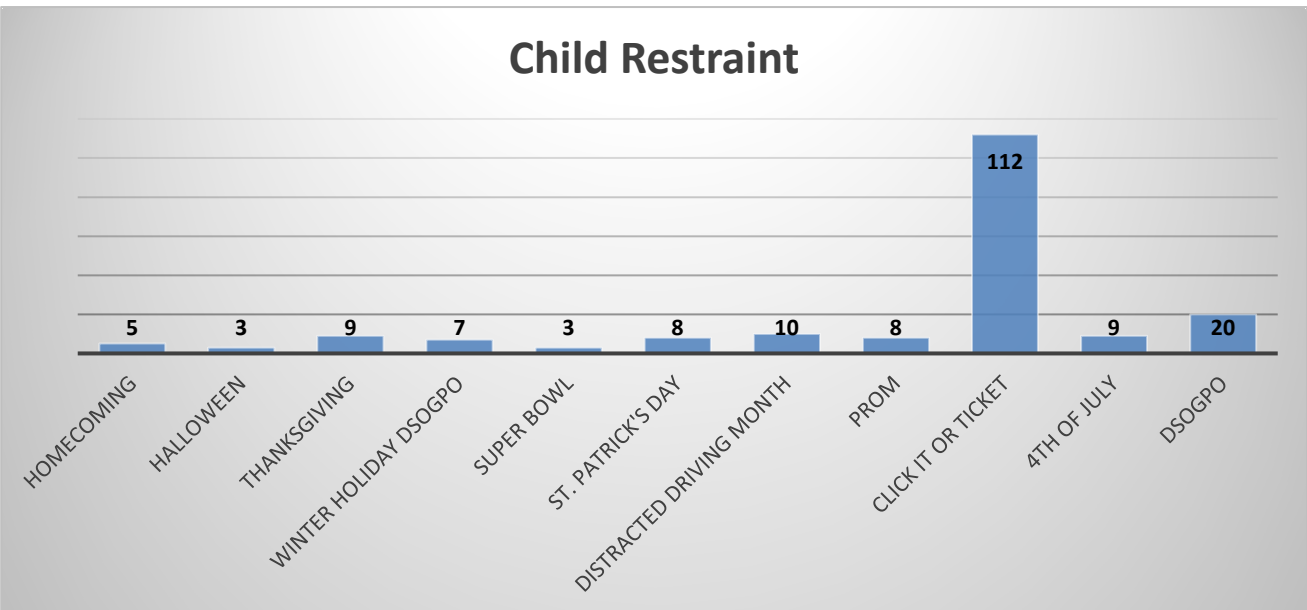
Refusals



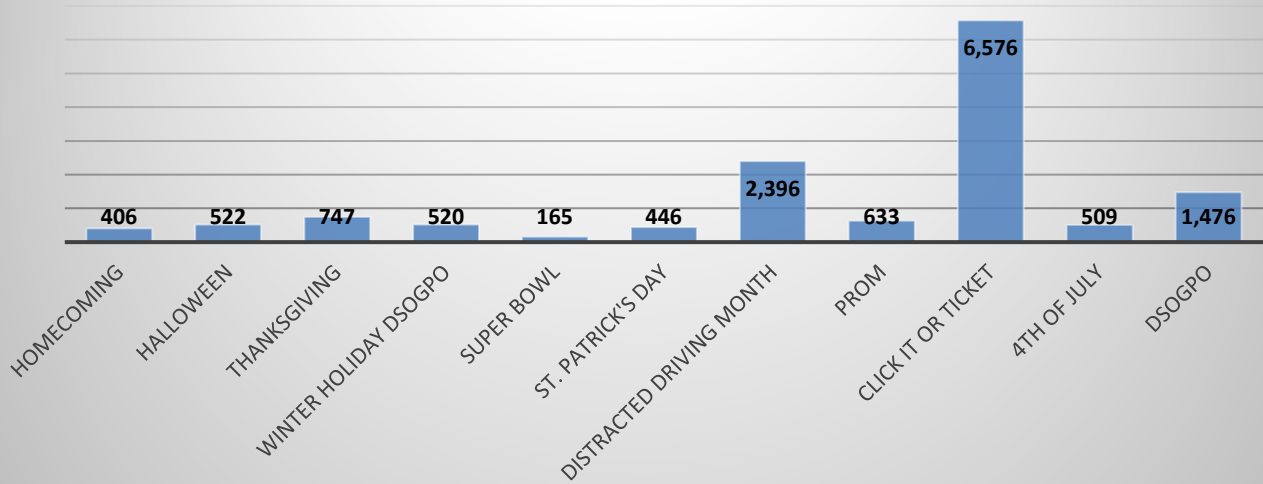
Adult Restraint



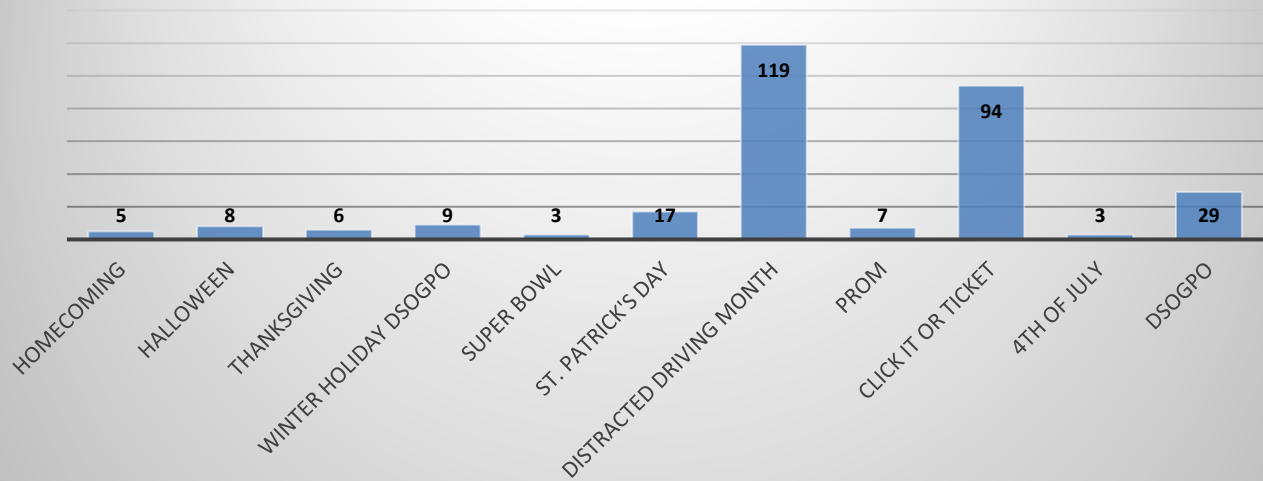
Child Restraint



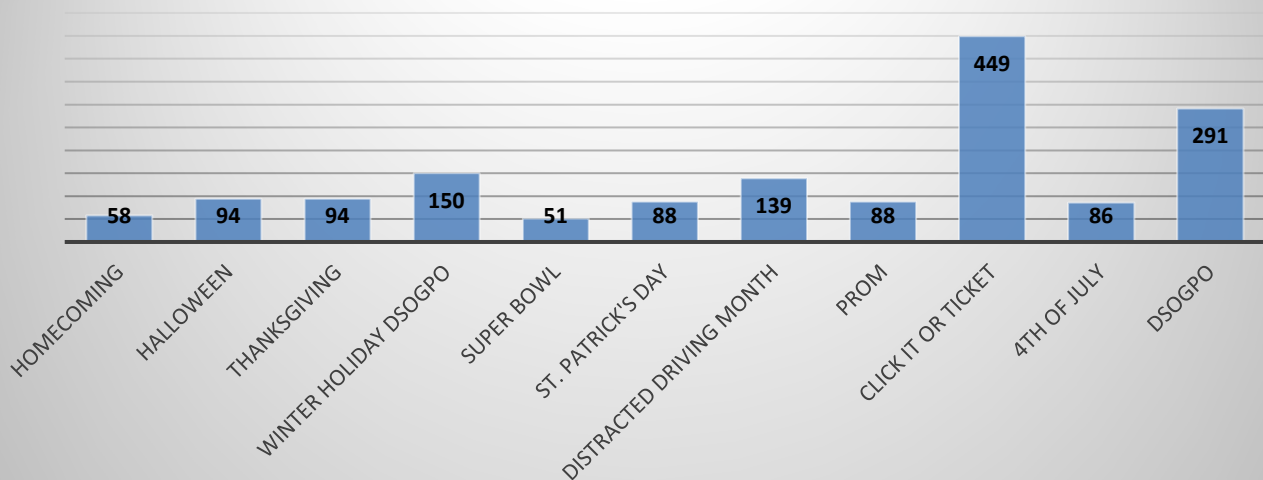
Speed



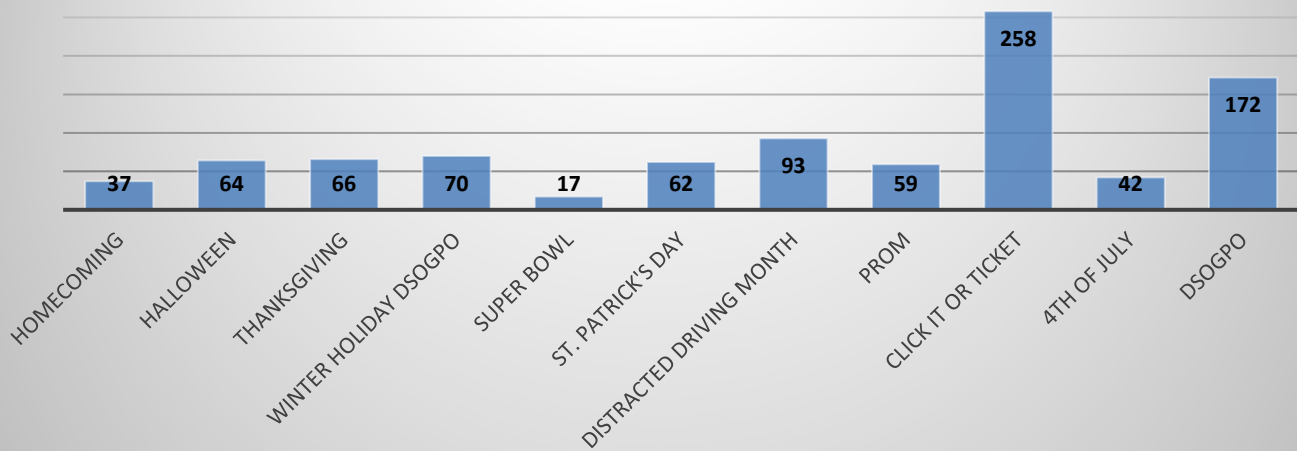
Distracted Driving



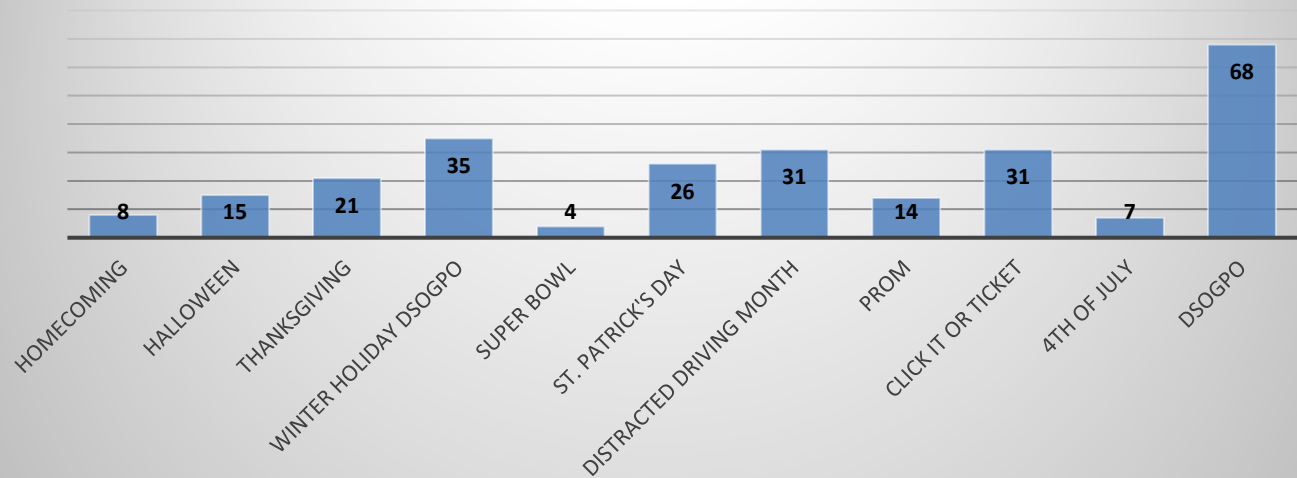
Driving Under Suspension



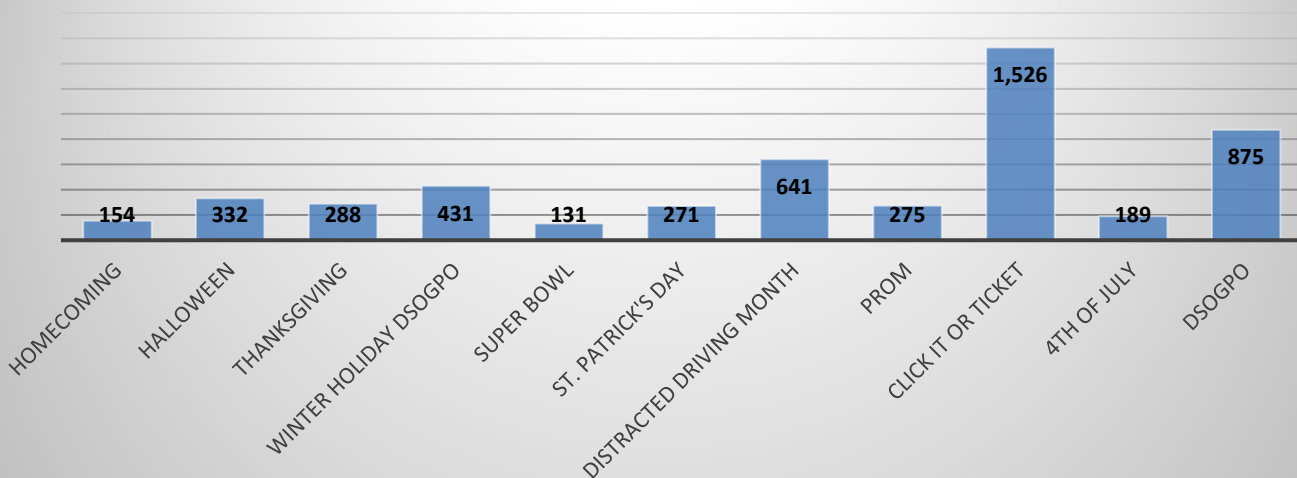
No Operator License



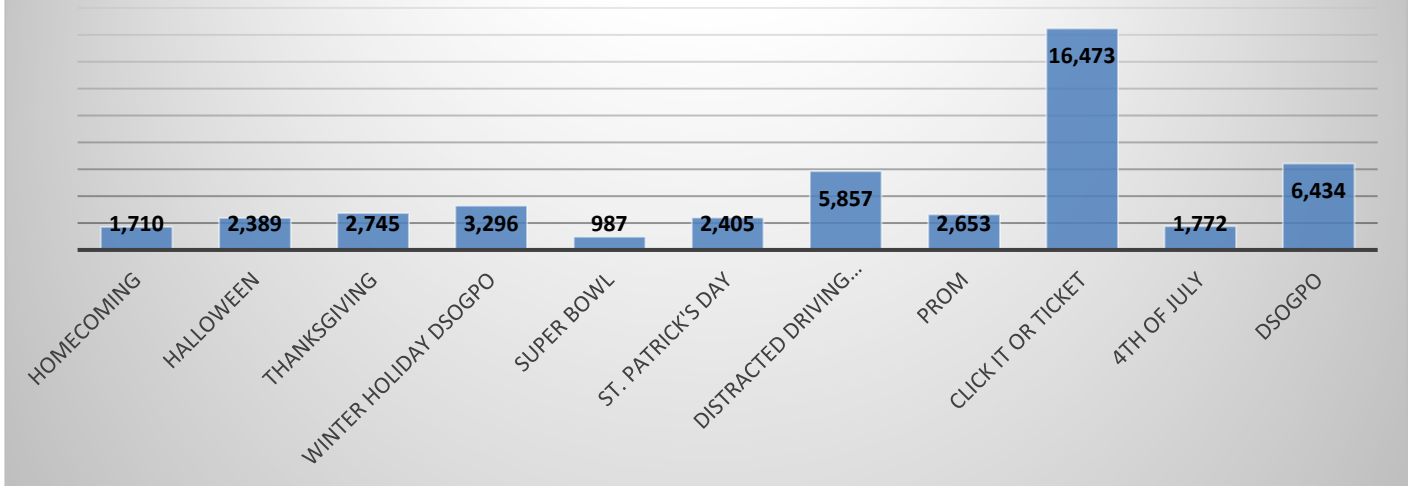
Felony Arrests



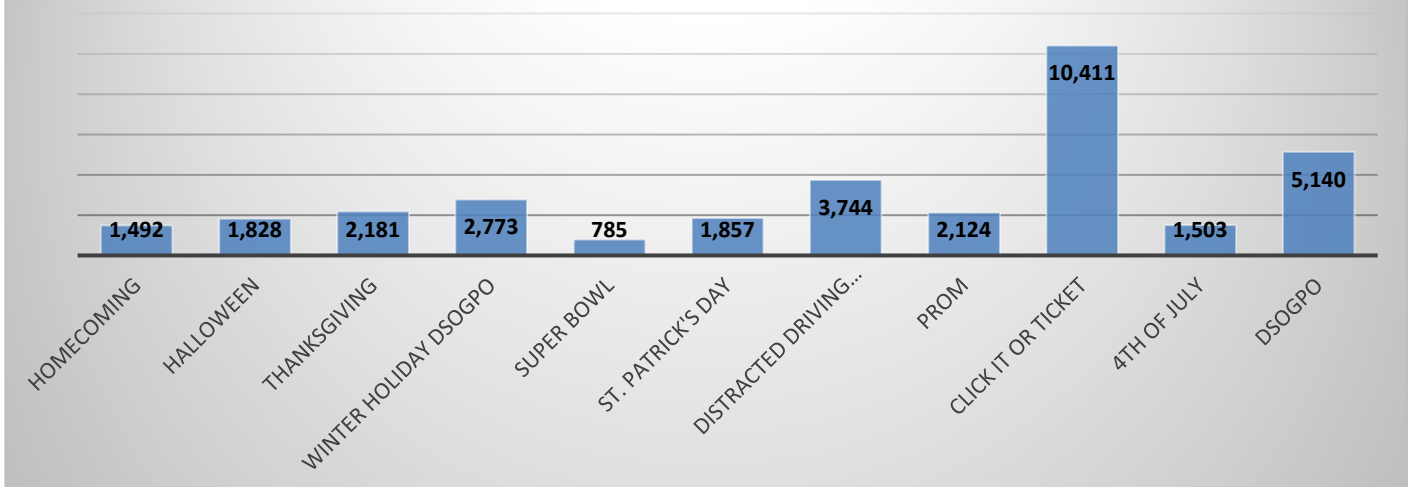
Other Citations



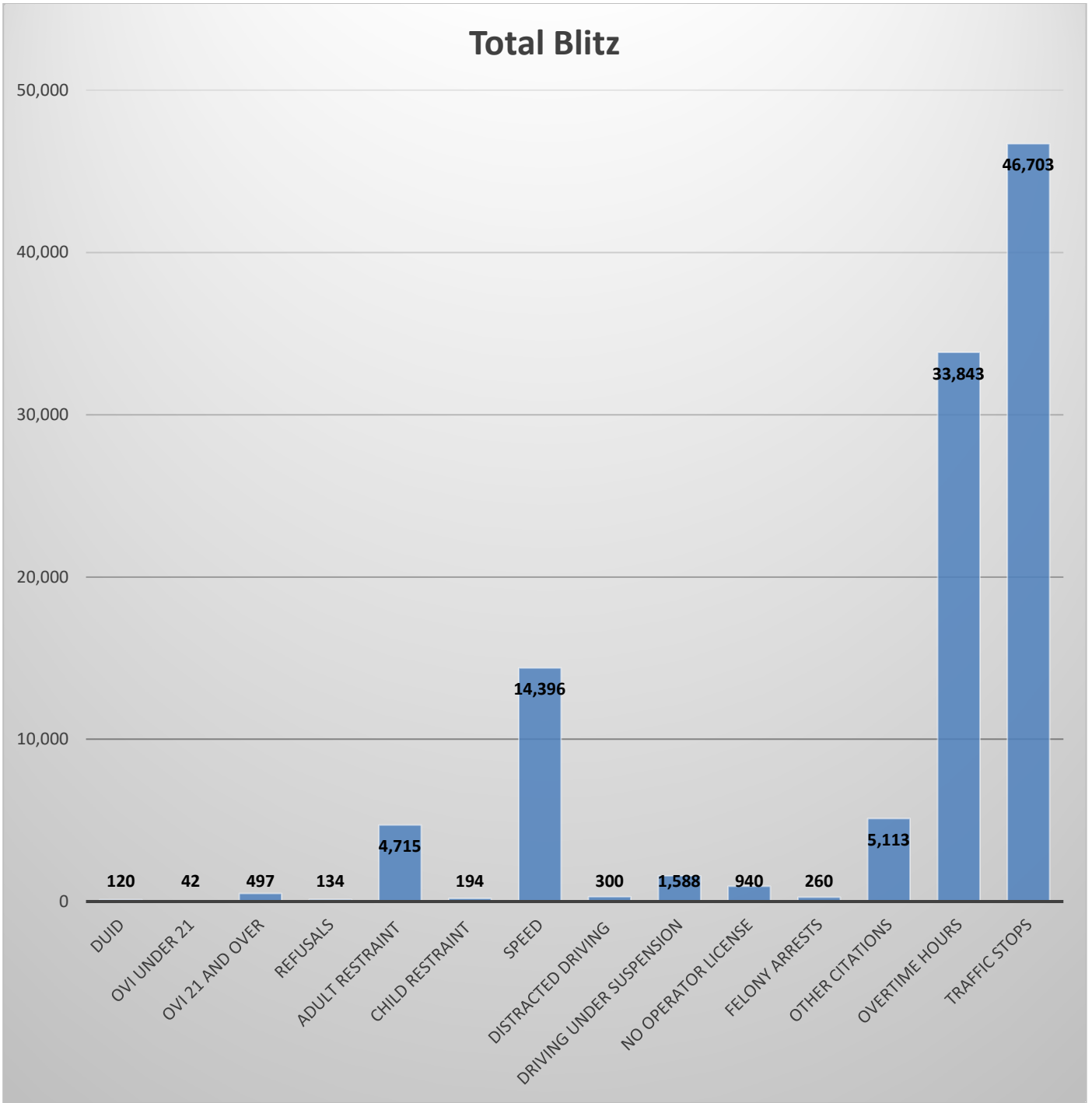
Number of Traffic Stops



Overtime Hours



Total Blitz



Total Enforcement Activity

Activity	FFY2019	FFY2020	FFY2021	FFY2022	FFY2023
Enforcement Hours	401,025	145,344	287,683	220,085	138,207
Number of Traffic Stops	198,322	108,258	282,812	208,252	245,569
DUID	987	743	1,282	627	819
OVI Arrests Under 21	527	128	196	150	197
OVI Arrests 21 and Over	6,554	2,632	5,207	3,080	3,626
Refusals	769	337	1,548	1,016	1,129
Adult Restraint Citations	37,161	15,285	25,647	20,340	21,182
Child Restraint Citations	1,398	485	925	909	853
Speed Violations	128,343	63,895	111,510	88,603	95,907
Distracted Driving	2,421	737	2,846	2,002	1,501
Driving Under Suspension	19,825	7,507	11,202	6,891	8,156
No Operator License Citations	3,441	2,243	5,462	4,160	6,215
Felony Arrests	3,821	1,406	2,634	1,340	2,291
Other Citations Issued	66,490	19,223	35,290	22,055	28,579
OVI Checkpoints Conducted	306	112	165	200	239
Vehicles through Checkpoint	129,026	37,682	63,123	73,264	87,480
Vehicles Checked	115,729	35,486	59,990	64,397	79,818
Vehicles Seized	219	97	128	139	164

Appendix D – Crash Data

CRASHES						
Year	Fatal Crashes			Serious Injury Crashes		
	Statewide	Funded Counties	Percent	Statewide	Funded Counties	Percent
2018	996	899	90.26%	6,245	5,711	91.45%
2019	1,041	915	87.90%	5,982	5,468	91.41%
2020	1,154	1,054	91.33%	5,925	5,404	91.21%
2021	1,244	1,126	90.51%	6,405	5,930	92.58%
2022	1,180	1,048	88.81%	6,163	5,646	91.61%

ALCOHOL RELATED CRASHES						
Year	Fatal Crashes			Serious Injury Crashes		
	Statewide	Funded Counties	Percent	Statewide	Funded Counties	Percent
2018	266	246	92.48%	863	772	89.46%
2019	331	286	86.40%	875	778	88.91%
2020	384	354	92.19%	829	739	89.14%
2021	404	360	89.11%	895	814	90.95%
2022	388	348	89.69%	835	752	90.06%

DRUG RELATED CRASHES						
Year	Fatal Crashes			Serious Injury Crashes		
	Statewide	Funded Counties	Percent	Statewide	Funded Counties	Percent
2018	208	190	91.35%	394	353	89.59%
2019	369	322	87.26%	381	344	90.29%
2020	443	406	91.65%	381	336	88.19%
2021	457	417	91.25%	367	336	91.55%
2022	486	436	89.71%	299	265	88.63%

YOUTHFUL DRIVER CRASHES						
Year	Fatal Crashes			Serious Injury Crashes		
	Statewide	Funded Counties	Percent	Statewide	Funded Counties	Percent
2018	246	220	89.43%	1,877	1,712	91.21%
2019	234	213	91.03%	1,655	1,529	92.39%
2020	276	259	93.84%	1,709	1,572	91.98%
2021	296	275	96.15%	1,889	1,753	92.80%
2022	290	254	87.59%	1,696	1,570	92.57%

UNRESTRAINED CRASHES						
Year	Fatal Crashes			Serious Injury Crashes		
	Statewide	Funded Counties	Percent	Statewide	Funded Counties	Percent
2018	491	448	91.24%	1,897	1,748	92.15%
2019	551	479	86.93%	2,136	1,957	91.62%
2020	594	543	91.41%	2,254	2,082	92.37%
2021	654	590	90.21%	2,439	2,252	92.33%
2022	622	548	88.10%	2,261	2,102	92.97%

DISTRACTED DRIVING CRASHES						
Year	Fatal Crashes			Serious Injury Crashes		
	Statewide	Funded Counties	Percent	Statewide	Funded Counties	Percent
2018	47	42	89.36%	385	348	90.39%
2019	41	34	82.93%	325	288	88.62%
2020	29	27	93.10%	280	249	88.93%
2021	37	36	97.30%	328	290	88.41%
2022	35	30	85.71%	271	246	90.77%

SPEED CRASHES						
Year	Fatal Crashes			Serious Injury Crashes		
	Statewide	Funded Counties	Percent	Statewide	Funded Counties	Percent
2018	305	274	89.84%	1,398	1,258	89.99%
2019	294	244	82.99%	1,367	1,218	89.10%
2020	337	313	92.88%	1,531	1,376	89.88%
2021	360	328	91.11%	1,550	1,423	91.81%
2022	352	308	87.50%	1,459	1,326	90.88%

MATURE DRIVER CRASHES						
Year	Fatal Crashes			Serious Injury Crashes		
	Statewide	Funded Counties	Percent	Statewide	Funded Counties	Percent
2018	410	376	91.71%	2,268	2,079	91.67%
2019	429	384	89.51%	2,130	1,941	91.13%
2020	426	389	91.31%	1,934	1,763	91.16%
2021	480	430	89.58%	2,108	1,943	92.17%
2022	461	413	89.59%	2,165	1,986	91.73%

MOTORCYCLE CRASHES						
Year	Fatal Crashes			Serious Injury Crashes		
	Statewide	Funded Counties	Percent	Statewide	Funded Counties	Percent
2018	142	124	87.32%	714	627	87.82%
2019	156	135	86.54%	872	792	90.83%
2020	205	188	91.71%	1,085	977	90.05%
2021	215	199	92.56%	1,098	990	90.16%
2022	209	188	89.95%	1,100	994	90.36%

PEDESTRIAN CRASHES						
Year	Fatal Crashes			Serious Injury Crashes		
	Statewide	Funded Counties	Percent	Statewide	Funded Counties	Percent
2018	134	125	93.28%	533	507	95.12%
2019	129	122	94.57%	506	480	94.86%
2020	167	159	95.21%	456	436	95.61%
2021	173	166	95.95%	525	504	96.00%
2022	164	155	94.51%	516	493	95.54%

BICYCLE CRASHES						
Year	Fatal Crashes			Serious Injury Crashes		
	Statewide	Funded Counties	Percent	Statewide	Funded Counties	Percent
2018	22	22	100.00%	122	120	98.36%
2019	23	23	100.00%	120	115	95.83%
2020	16	16	100.00%	148	139	93.92%
2021	28	26	92.86%	152	149	98.03%
2022	7	6	85.70%	151	143	94.70%