



SOUTH DAKOTA  
DEPARTMENT  
OF PUBLIC SAFETY

prevention ~ protection ~ enforcement

**Annual Report of NHTSA Funded  
Highway Safety Programs**

**Federal Fiscal Year 2021**

**DRIVESAFESD.COM**

For information about this report, please contact:

Amanda Hossle, Director  
Office of Highway Safety  
SD Department of Public Safety  
118 W Capitol Avenue  
Pierre, SD 57501  
Phone: 605 773-4949

Website: <https://dps.sd.gov/safety-enforcement/highway-safety>

## Contents

<b>South Dakota Office of Highway Safety Overview.....</b>	<b>1</b>
<b>Executive Summary .....</b>	<b>2</b>
<b>FY2021 Highway Safety Goals and Outcomes.....</b>	<b>8</b>
<b>FY2021 Project Agreement Annual Report Summaries:</b>	
Community Outreach and Program Management. ....	15
Driver Education Coordinator.....	15
DUI 1 <sup>st</sup> Program .....	15
Emergency Medical Services for Children – Bike and Pedestrian Safety .....	16
Emergency Medical Services for Children – Impaired Driving Prevention. ....	17
Emergency Medical Services for Children – Occupant Safety.....	18
Electronic Grants Management System - EDGAR.....	18
Human Service Agency .....	19
Impaired Driving Task Force .....	19
Law Enforcement Equipment.....	20
Law Enforcement Liaisons.....	20
Law Enforcement Overtime .....	20
Lawrence and Schiller, Media Contractor .....	21
Media.....	21
Office of Rural Health/Emergency Medical Services .....	22
Planning and Administration .....	22
Public Information Officer .....	23
SDARS Report Conversion.....	23
Seat Belt Survey – Administration and Analysis .....	23
Seat Belt Survey – Observational .....	24
South Dakota Broadcasters Association.....	24
South Dakota Driver Education Association.....	25
South Dakota Office of the Attorney General – DCI.....	25
South Dakota School of Mines and Technology .....	26
South Dakota State University .....	26
Spink County Coalition.....	27
Traffic and Criminal Software (TraCS).....	28
Traffic Records Coordinating Committee (TRCC).....	28
Traffic Safety Resource Prosecutor .....	28
University of South Dakota-Government Research Bureau.....	29
<b>FY2021 Planned Activities not Implemented.....</b>	<b>30</b>
<b>FY2021 Mobilization Activity.....</b>	<b>31</b>
<b>FY2021 Expenditures .....</b>	<b>34</b>
<b>FY2021 Social and Digital Media.....</b>	<b>38</b>
<b>FY2021 Events and Campaigns.....</b>	<b>40</b>

## **South Dakota Office of Highway Safety Overview**

The South Dakota Office of Highway Safety is one of twelve agencies that are located within the South Dakota Department of Public Safety. The Highway Safety Office consists of two full-time staff members, a Director and a Management Analyst. Overall management of the highway safety program is the responsibility of the Highway Safety Director. The Management Analyst is responsible for the day-to-day activities regarding the highway safety program. In addition to two full-time staff, two part-time employees work to support local stakeholders and highway safety advocates. Currently, the office employs one part-time Law Enforcement Liaisons to assist local law enforcement agencies to improve local highway safety through enforcement and public education. The part-time Driver Education Coordinator provides coordination and support for the driver education process in South Dakota by serving as the primary point-of-contact for any school district administrator or driver education instructor.

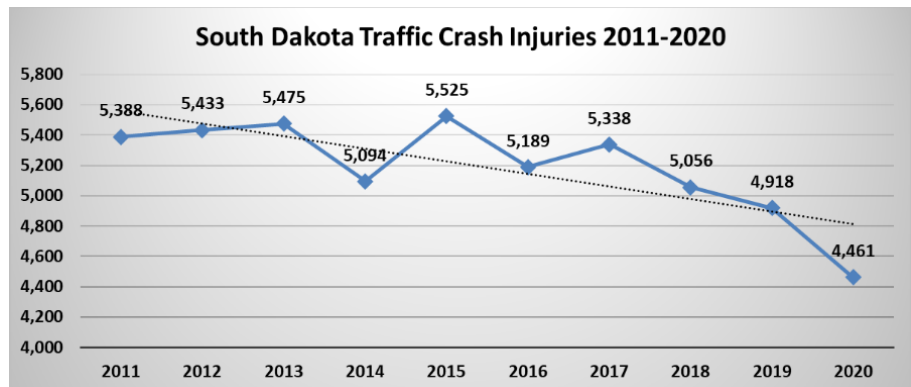
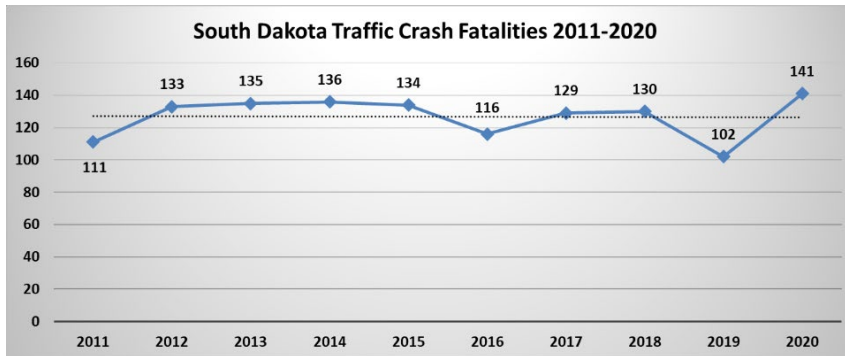
The Office of Highway Safety is committed to developing and implementing data-driven traffic safety programs designed to reduce the number of traffic crashes, injuries, and fatalities occurring on South Dakota roadways. The Office of Highway Safety supports local and state agencies as well as non-profit organizations to diminish the economic and human loss that results from traffic crashes.

The Office of Highway Safety's efforts are focused on increasing the use of seat belts by South Dakotans, reducing the incidence of impaired driving, and improving the safety of our roadways to ensure those who are injured in traffic crashes receive quick response and high quality treatment. Community efforts provide focused impact by using local resources – such as law enforcement, schools, media and safety organizations – to promote traffic safety. Additionally, the statewide motorcycle rider education program is funded by the Office of Highway Safety and administered through the South Dakota Safety Council.

## Executive Summary

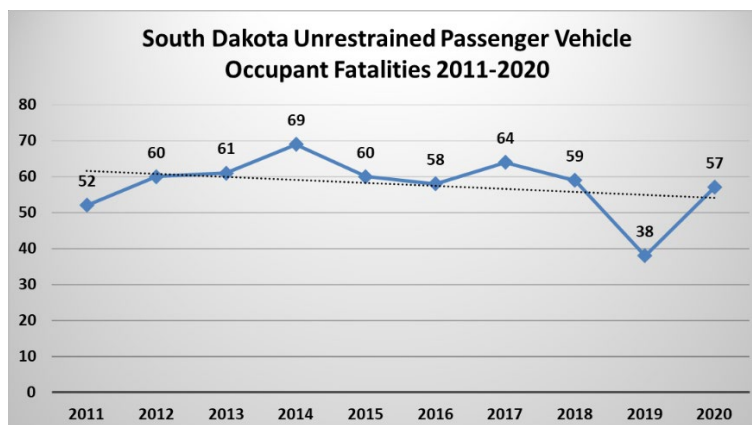
This report provides information about NHTSA funded highway safety activities for FY2021. Crash data from 2020 is the most recent one-year data available; this data shows progress for specific highway safety goals.

Over the past ten years, there have been an average of 17,900 reportable traffic crashes in South Dakota each year. There were 141 fatalities and 4,461 injuries as a result of traffic crashes in 2020; this is a 38.2% increase in fatalities and a 9.3% decrease in injuries from 2019.

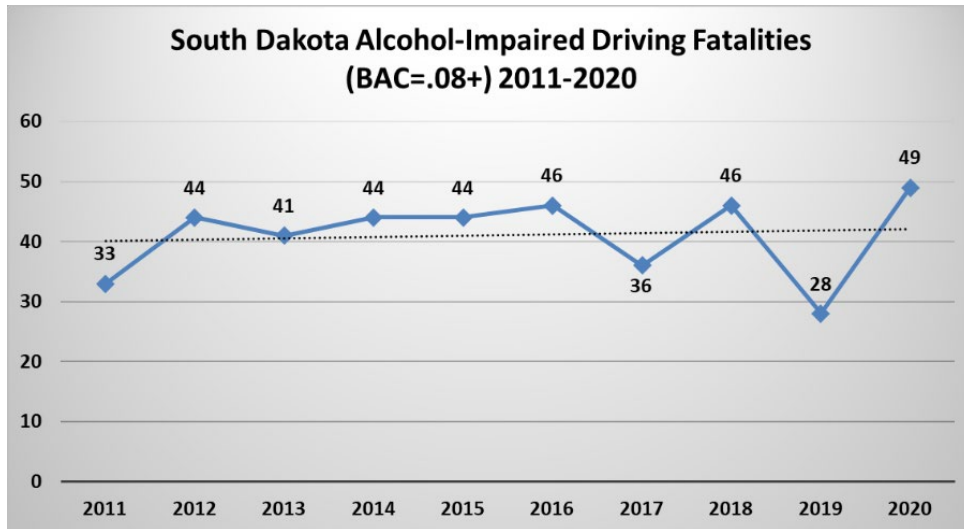


The South Dakota traffic crash fatality rate per 100 million miles traveled for 2020 is pending. The 2020 VMT data will not be released until early calendar year 2022.

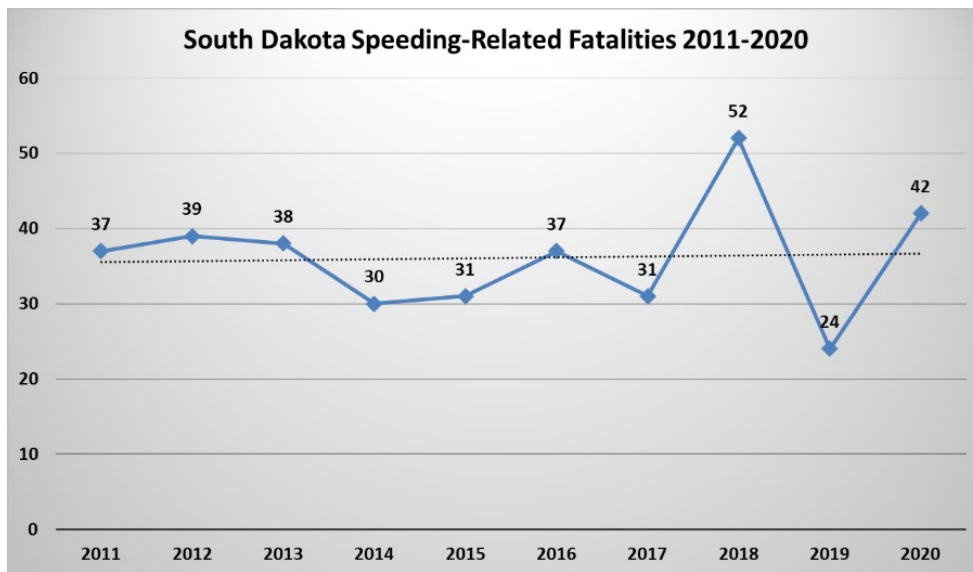
In 2020, 62.6% of the motor vehicle occupants killed in traffic crashes were not wearing seat belts. Of the 91 fatalities where seat belt use was involved, 57 were not wearing seat belts.



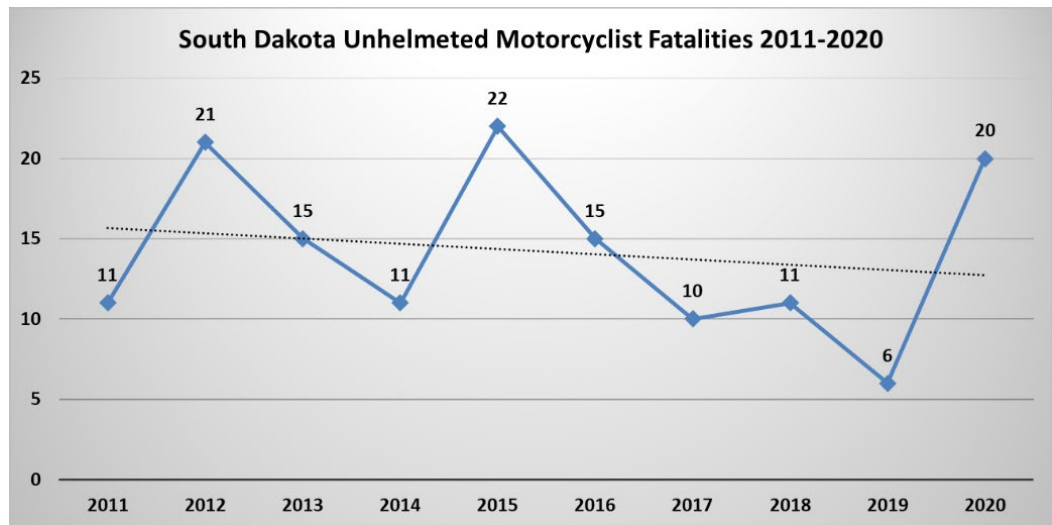
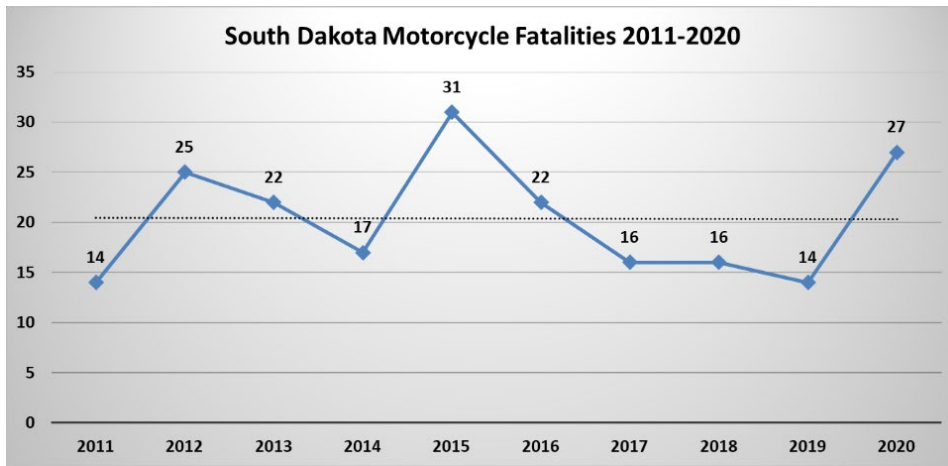
There was a total of 49 alcohol-related fatalities with a BAC=.08+ in 2020 compared to 28 in 2019. This was a 75.0% increase from 2019 to 2020. While one life lost to impaired driving is too many, the Office of Highway Safety continues to implement methods and strategies to have an influence on impaired driving in South Dakota.



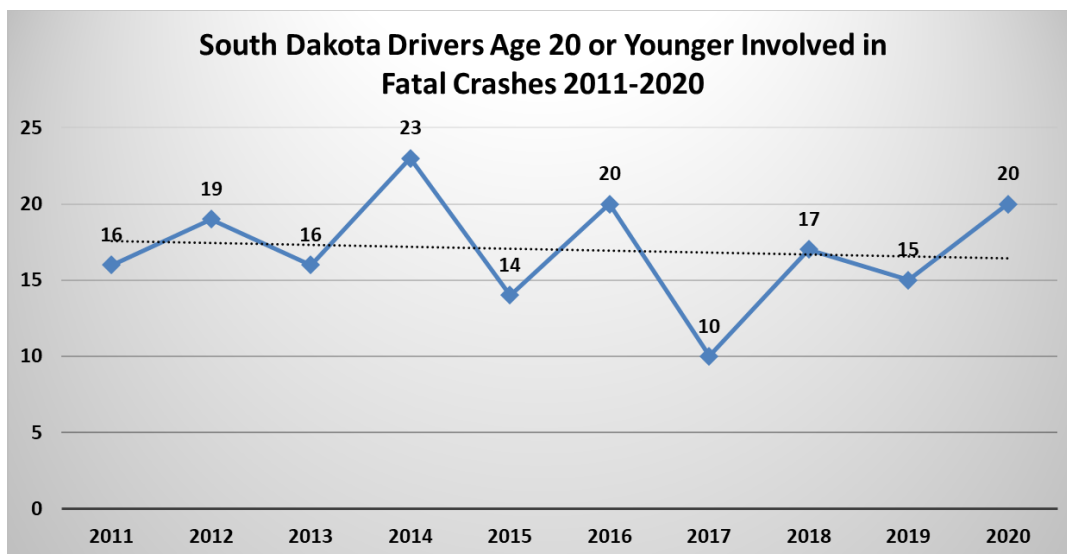
In 2020, speed was a contributing factor in 28.0% of fatal crashes, showing a slight increase from 27.3% in 2019. The total number of speed-related fatalities also saw an increase in 2020, increasing from 24 in 2019 to 42.



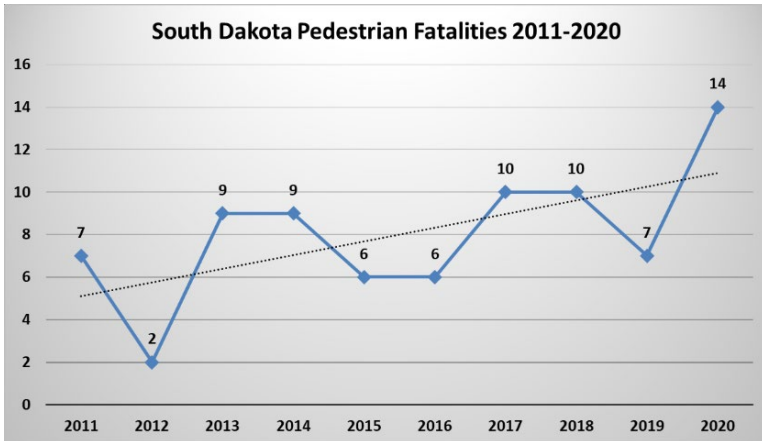
In 2020, the number of motorcycle crash fatalities increased from 14 in 2019 to 27. Of the 27 motorcycle fatalities in 2020, 25 were drivers and 2 were motorcycle passengers. The number of unhelmeted motorcyclist fatalities increased from 6 in 2019 to 20 in 2020. Seventy-four percent of the motorcyclists killed in traffic crashes did not wear a helmet compared to 43% in 2019.



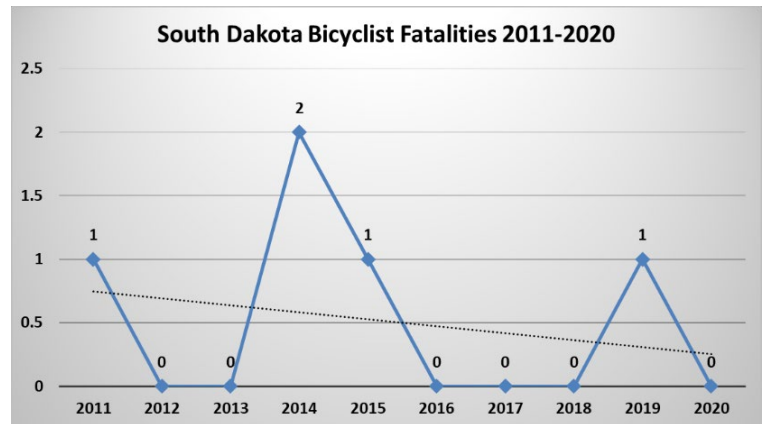
While the number of drivers age 20 and younger involved in fatal crashes has gone up and down over the years, encouragingly, the ten-year trend continues downward.



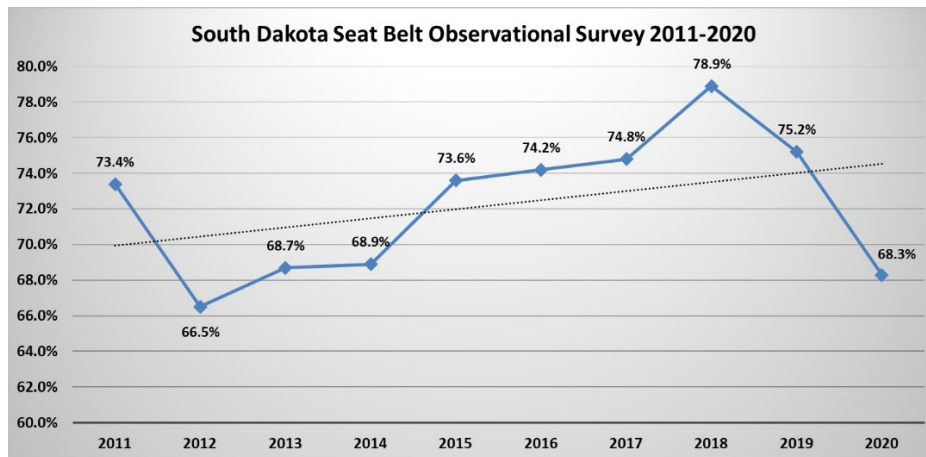
Pedestrian fatalities continue to be a small portion of all traffic related fatalities. Since 2011, the number of annual pedestrian fatalities has fluctuated around an average of 8 per year.



Bicyclist fatalities are highly uncommon in South Dakota. Only 5 bicyclist fatalities were recorded in the state since 2011. There were zero bicyclist fatalities in 2020.



The most recent certified observational seat belt survey showed a decrease in the number of people wearing seat belts, from 75.2% in 2019 to 68.3% in 2020, based on new survey methodology implemented by NHTSA.



\*New survey methodology implemented by NHTSA in 2012.



## Assessment of Results in Achieving Performance Targets for FY21 and FY20

Performance Measure	FY2021					FY2020			
	Target Period	Target Year(s)	Target Value FY21 HSP	Data Source/FY21 Progress Results	On Track to Meet FY21 Target Y/N	Target Value FY20 HSP	Target Year(s)	Data Source/FY20 Final Result	Met FY20 Target Y/N
<b>C-1) Total Traffic Fatalities</b>	5 Year	2017-2021	125.2	2016-2020 FARS 124	N	126.4	2015-2019	2016-2020 FARS 124	Y
<b>C-2) Serious Injuries in Traffic Crashes</b>	5 Year	2017-2021	656.7	2016-2020 State Data 598	Y	667.4	2015-2019	2016-2020 State Data 598	Y
<b>C-3) Fatalities/VMT</b>	5 Year	2017-2021	1.24	2016-2020 FARS TBD	TBD	1.28	2015-2019	2016-2020 FARS TBD	TBD
<b>C-4) Unrestrained Passenger Vehicle Occupant Fatalities, All Seat Positions</b>	5 Year	2017-2021	61.9	2016-2020 FARS 55	Y	62.6	2015-2019	2016-2020 FARS 55	Y
<b>C-5) Alcohol-Impaired Driving Fatalities</b>	5 Year	2017-2021	41.2	2016-2020 FARS 41	Y	41.7	2015-2019	2016-2020 FARS 41	Y
<b>C-6) Speeding-Related Fatalities</b>	5 Year	2017-2021	34.2	2016-2020 FARS 37	N	34.7	2015-2019	2016-2020 FARS 37	N
<b>C-7) Motorcyclist Fatalities (FARS)</b>	5 Year	2017-2021	19.3	2016-2020 FARS 19	Y	19.6	2015-2019	2016-2020 FARS 19	Y
<b>C-8) Unhelmeted Motorcyclist Fatalities</b>	5 Year	2017-2021	14.5	2016-2020 FARS 12	Y	14.7	2015-2019	2016-2020 FARS 12	Y
<b>C-9) Drivers Age 20 or Younger Involved in Fatal Crashes</b>	5 Year	2017-2021	16.4	2016-2020 FARS 16	Y	16.6	2015-2019	2016-2020 FARS 16	Y
<b>C-10) Pedestrian Fatalities</b>	5 Year	2017-2021	7.0	2016-2020 FARS 9	N	7.0	2015-2019	2016-2020 FARS 9	N
<b>C-11) Bicyclist Fatalities</b>	5 Year	2017-2021	1.0	2016-2020 FARS 0	Y	1.0	2015-2019	2016-2020 FARS 0	Y

<b>B-1) Observed Seat Belt Use for Passenger Vehicles, Front Seat Outboard Occupants</b>	Annual	2021	76.9	2021 State Survey 86.9	Y	80.0	2020	2020 State Survey 68.3	N
<b>Distracted Driving Fatalities</b>	5 Year	2017-2021	7.5	2016-2020 State Data 6.4	Y	7.5	2016-2020	2016-2020 State Data 6.4	Y
<b>Traffic Records Completeness</b>	Annual	2021	100.0	2020 State Data 100.0	Y	100.0	2020	2020 State Data 100.0	Y

## **FY2021 Highway Safety Goals and Outcomes**

The Highway Safety Plan for FY2021 included the following goals. Progress on these goals is primarily shown using the five-year average of crash data from calendar years 2016-2020.

### **Overall Goals**

#### **C1 – Decrease the traffic fatalities five-year average to 125.2 or less for 2017-2021.**

##### **Outcome:**

The number of traffic fatalities for the five-year (2016-2020) average was 124 fatalities. Based on preliminary data, South Dakota is currently not on track to meet the five-year (2017-2021) average goal of 125.2.

##### **General Assessment:**

South Dakota saw a record low year of 102 fatalities in 2019. Nationwide fatalities saw an increase in 2020 and South Dakota was not immune to that trend. South Dakota traffic fatalities saw an increase from 2019 to 2020 and preliminary numbers for 2021 are showing an increase in the five-year average. Continued enforcement, education, and awareness is needed in order to see a downward trend in the five-year average.

The Highway Safety Office funded the following programs to assist in achieving this goal.

- Community Outreach and Program Management
- Driver Education Coordinator
- Electronic Grants Management System-EDGAR
- Media
- Mountain Plains Evaluation-Traffic Records Coordinating Committee
- Law Enforcement Liaisons
- Planning & Administration
- Public Information Officer
- SDARS Report Conversion
- South Dakota Office of Attorney General-DCI
- South Dakota Office of Rural Health
- Traffic and Criminal Software (TraCS/WebTraCS)
- University of South Dakota-Government Research Bureau

#### **C2 – Decrease the serious traffic injuries five-year average to 656.7 or less for the 2017-2021 time period.**

##### **Outcome:**

The number of serious traffic injuries for the five-year (2016-2020) average was 598. Based on preliminary data, South Dakota is currently on track to meet the five-year (2017-2021) average goal of 656.7.

**General Assessment:**

Injury crash prevention and fatal crash prevention often go hand-in-glove and the fact that the injury crash number goal is met is good news. Both crash reduction programs, however, depend on the ongoing effort in other program areas.

It should also be noted that the higher number of serious traffic injuries allows for greater statistical allowances in data. For example, when a state has a relatively low fatality count, such as South Dakota, the addition of a small handful of fatal crashes is a statistical issue. The South Dakota Office of Highway Safety will continue to explore program opportunities to reduce injury crashes. This will have a corresponding effect on fatal crash numbers.

**C3 – (a) Decrease the five-year average fatalities/VMT to an average rate of 1.24 or less for 2017-2021.**

**(b) Decrease the five-year average rural fatalities/VMT to an average rate of 1.52 or less for 2017-2021.**

**(c) Decrease the five-year average urban fatalities/VMT to an average rate of 0.58 or less for 2017-2021.**

**Outcome:**

The traffic fatality rate as a function of VMT for the five-year (2015-2019) average was 1.27. The fatality rate per 100 million miles traveled for 2020 is pending. The 2020 VMT data will not be released until early calendar year 2022.

**General Assessment:**

The Office of Highway Safety has some control over this number, but this goal is almost entirely dependent on vehicle miles traveled by the motoring public. It is the common wisdom of traffic safety professionals that VMT's ebb and flow with the economy. So, while an improvement in fatality counts may be made by the Highway Safety Office, the outcome of this measure is dependent on economic factors outside the control of the state.

**C4 – Decrease the unrestrained passenger vehicle occupant fatalities five-year average to 61.9 or less for 2017- 2021.**

**Outcome:**

The number of unrestrained passenger vehicle occupant fatalities for the five-year (2016-2020) average was 55 fatalities. Based on preliminary data, South Dakota is currently on track to meet the five-year (2017-2021) average goal of 61.9.

**General Assessment:**

South Dakota is a secondary enforcement state and because of that highway safety efforts need to be largely focused on educational messages and teaching the next generation the value of buckling up. NHTSA may argue that secondary enforcement doesn't mean 'zero enforcement' and South Dakota agrees. The stark reality is that enforcement is complicated as a secondary issue. Continued enforcement and education are needed in order to get the five-year average trending toward our goal.

Despite a lack of primary enforcement and a substantial fine for not wearing a seat belt, it remains the duty of the Office of Highway Safety to increase seat belt usage. This will be a continued multi-front project because of the east/west river composite of the state. Adding the nine tribes to the messaging also creates a challenge.

The Highway Safety Office funded the following programs to assist in achieving this goal.

- Emergency Medical Services for Children
- Law Enforcement Programs/Overtime
- Media
- Seat Belt Survey

**C5 – Decrease the alcohol impaired driving fatalities five-year average to 41.2 or less for 2017-2021.**

**Outcome:**

The number of alcohol impaired driving fatalities for the five-year (2016-2020) average was 41 fatalities. Based on preliminary data, South Dakota is currently on track to meet the five-year (2017-2021) average goal of 41.2.

**General Assessment:**

The South Dakota Office of Highway Safety strongly believes that funding a wide range of impaired driving programs will have a positive effect on fatality and injury crash numbers. The 'frontier' mentality that it is acceptable to drink and drive has been addressed in many of the Highway Safety Office's media messages. In order to reach as many drivers as possible, messaging focused on "in-moment" placements where the message can immediately impact behavior. There was also a focus on events and major holidays when there is more traffic on the roads and more drunk drivers behind the wheel.

South Dakota continues to have great success with the DUI First educational materials. These materials are an attempt by our office to standardize the curriculum of those who are charged with their first DUI and charged to attend an educational program as part of their overall sentence. This has been a statistical success.

The Highway Safety Office funded the following programs to assist in achieving this goal.

- Law Enforcement Programs/Overtime
- Law Enforcement Equipment
- Media
- Mountain Plains Evaluation – Impaired Driving Task Force & DUI 1<sup>st</sup> Program
- South Dakota Broadcasters Association
- South Dakota Highway Patrol Drug Recognition Expert (DRE) Training
- South Dakota School of Mines and Technology
- South Dakota State University
- Traffic Safety Resource Prosecutor

**C6 – Decrease the speeding related fatalities five-year average to 34.2 or less for 2017-2021.**

**Outcome:**

The number of speeding related fatalities for the five-year (2016-2020) average was 37 fatalities. Based on preliminary data, South Dakota is currently not on track to meet the five-year (2017-2021) average goal of 34.2.

**General Assessment:**

Speed related fatalities remain a very real problem in South Dakota. The state continues to allocate resources to speed enforcement. Being a very rural state with long stretches of wide-open roadways, the ability to speed has always been an issue. Law enforcement personnel cannot effectively cover the many hundreds of square miles of state roadways simultaneously, which results in the need to educate the public of the dangers.

The preliminary number of speed related fatalities in 2021 have indicated the five-year goal will not be met. South Dakota, like many other states, experienced an increased number of motor vehicle fatalities during the COVID-19 pandemic. Continued partnerships with law enforcement and increased education and awareness are needed in order to see a downward trend in the five-year average.

The Highway Safety Office funded the following programs to assist in achieving this goal.

- Law Enforcement Equipment
- Law Enforcement Programs/Overtime
- Media

**C7 – Decrease the five-year average for motorcyclist fatalities to 19.3 or less for 2017-2021.**

**Outcome:**

The number of motorcyclist fatalities for the five-year (2016-2020) average was 19 fatalities. Based on preliminary data, South Dakota is currently on track to meet the five-year (2017-2021) average goal of 19.3.

**General Assessment:**

The State of South Dakota works diligently to keep this number as low as possible, but the effort is complicated by the annual Sturgis Motorcycle Rally which brings hundreds of thousands of motorcycle enthusiasts to the state each year. Continued education and awareness aimed at both motorcycle riders and motor vehicle drivers is imperative in order to continue to see a downward trend in the five-year average.

**C8 – Decrease the unhelmeted motorcyclist fatalities five-year average to 14.5 or less for 2017-2021.**

**Outcome:**

The number of unhelmeted motorcyclist fatalities for the five-year (2016-2020) average was 12 fatalities. Based on preliminary data, South Dakota is currently on track to meet the five-year (2017-2021) average goal of 14.5.

**General Assessment:**

Although the motorcycle safety and training program are funded by state funds each year, the goals cited in C7 and C8 are dependent on motorist activities from visitors to the state and citizens of South Dakota. The Office of Highway Safety has an ongoing educational website (SouthDakotaRides.com) that is actively marketed to individuals with an interest in motorcycle-related activities. Again, this activity is largely funded from state-based revenues. South Dakota has determined that the application process for §405 funds targeted for motorcycle safety to be far too cumbersome for the amount of funding provided.

**C9 – Decrease the drivers age 20 or younger involved in fatal crashes five-year average to 16.4 or less for 2017-2021.**

**Outcome:**

The number of drivers age 20 or younger involved in fatal crashes for the five-year (2016-2020) average was 16 fatalities. Based on preliminary data, South Dakota is currently on track to meet the five-year (2017-2021) average goal of 16.4.

**General Assessment:**

Speed, unbelted drivers, and alcohol use are all factors in this performance goal. The Highway Safety Office and the South Dakota Broadcasters Association deploys a campaign each year focused on getting young drivers to pledge to being safe drivers. The Driver Education Coordinator is always examining factors that are missing in South Dakota's driver education programs. Other initiatives are underway in an effort to push this number in a downward direction. Obviously, additional work needs to be done on this front, but with one of the lowest legal driving ages in the United States (14 for an instructional permit); South Dakota has significant challenges ahead.

The Highway Safety Office funded the following programs to assist in achieving this goal.

- Human Service Agency
- South Central Alcohol Task Force
- South Dakota Driver Education Association
- Spink County Coalition

**C10 – Maintain a pedestrian fatalities five-year average of 7 fatalities or less for 2017-2021.**

**Outcome:**

The number of pedestrian fatalities for the five-year (2016-2020) average was 9 fatalities. Based on preliminary data, South Dakota is currently not on track to meet the five-year (2017-2021) average goal of 7.0.

**General Assessment:**

Fatalities in this category are historically tribal in nature. That makes it difficult to treat the problem with an over-arching fix. Statistically speaking, South Dakota does not experience a large number of pedestrian fatalities. Preliminary numbers for 2021 are showing a decrease in pedestrian fatalities, however the five-year average will exceed the goal for FY2021. In the coming months and year, it is imperative that educational messaging is aimed at motor vehicle

drivers as well as the non-motorized population. Education and awareness are needed to increase pedestrian safety and decrease pedestrian fatalities.

The Highway Safety Office funded the following programs to assist in achieving this goal.

- Emergency Medical Services for Children

**C11 – Maintain a bicyclist fatalities five-year average of 1 fatality or less for 2017-2021.**

**Outcome:**

The number of bicyclist fatalities for the five-year (2016-2020) average was 0 fatalities. Based on preliminary data, South Dakota is currently on track to meet the five-year (2017-2021) average goal of 1.0.

**General Assessment:**

South Dakota historically has a low number of bicycle fatalities. While the Office of Highway Safety does not typically have a specific media campaign addressing bicycle safety, partnerships with subrecipients allow for targeted education and awareness.

We funded the following programs to assist in achieving this goal.

- Emergency Medical Services for Children

**B1 – Increase statewide observed seat belt use of front seat outboard occupants in passenger vehicles to 76.9% by December 31, 2021.**

**Outcome:**

The statewide observed seat belt usage for 2021 is reported at 86.9% which is an increase from the use rate of 68.3% in 2020. South Dakota is currently on track to meet the annual target for 2021. The seat belt use rate is still under review by NHTSA Headquarters.

**General Assessment:**

South Dakota continues to make large strides in occupant protection. The Office of Highway Safety recognizes this fact and works within appropriate boundaries to make a difference. In the coming months and year, continued partnerships with law enforcement and increased education and awareness are imperative in order to see a downward trend in the five-year average. Despite a lack of primary enforcement, the Highway Safety Office recognizes the importance of continued education and awareness regarding seat belt use.

**Distracted Driving Fatalities – Maintain the five-year average for distracted driving fatalities to 7.5 or less for 2017-2021.**

**Outcome:**

The number of distracted driving fatalities for the five-year (2016-2020) average was 6.4 fatalities. Based on preliminary data, South Dakota is currently on track to meet the five-year (2017-2021) average goal of 7.5.

**General Assessment:**



Often times distraction can be hard to investigate unless there is some level of self-admittance. In looking at more in-depth data, lane departure continues to be an issue on South Dakota roadways. Lane departure can be anything from running off the road to crossing the center line. The assertion can be made drivers are experiencing some level of distraction.

**Traffic Records Completeness – Maintain traffic records completeness at 100% for 2021.**

**Outcome:**

Based on preliminary data, South Dakota is currently on track to meet the annual goal of 100%.

**The results achieved during FY2021 for the three required activity performance measures are listed below.**

- Impaired Driving Citations: 488
- Occupant Protection Citations: 3,344
- Speed Citations: 11,553

## FY2021 Project Agreement Annual Report Summaries

### Community Outreach and Program Management

Contact Information: Amanda Hossle  
Office of Highway Safety  
118 W Capitol Ave  
Pierre, SD 57501

Project Numbers: 2021-03-20 and 2021-03-21

This project supported a Management Analyst to provide technical assistance to statewide and local highway safety projects. The Analyst assisted the Director of the Office of Highway Safety with writing federal grant applications, reports, project applications and agreements, project monitoring, technical assistance to project directors, and budget management.

This project was funded with Section 402 and 164AL federal funds.

#### **Project Contribution to Highway Safety Target:**

This project provides administrative oversight and support.

### Driver Education Coordinator

Contact Information: Christopher Grant  
118 W Capitol Ave  
Pierre, SD 57501

Project Number: 2021-03-19

This project supported a Driver Education Coordinator to provide coordination and support for the driver education process in South Dakota. The Driver Education Coordinator serves as the primary point-of-contact for any school district administrator or driver education instructor. This position also works to create and maintain a comprehensive database of active driver education instructors across the state.

This project was funded with Section 402 federal funds.

#### **Project Contribution to Highway Safety Target:**

This project provides administrative oversight and support.

### DUI 1<sup>st</sup> Program

Contact Information: Roland Loudenburg  
Mountain Plains Evaluation  
PO Box 530  
201 N Main St  
Salem, SD 57058

Project Number: 2021-03-18

South Dakota has implemented the South Dakota Public Safety DUI 1<sup>st</sup> Program across the state to provide consistent drinking and driving programming for DUI offenders with an emphasis on DUI 1<sup>st</sup> offenders. In FY2021, a contract with Mountain Plains Evaluation again provided evaluation of the 1<sup>st</sup> Offender Curriculum; this evaluation measured the impact of the programs in reducing recidivism of driving under the influence.

In an attempt to reduce the number of re-offenses for first time DUI offenders, South Dakota developed a twelve hour, standardized, evidence-based curriculum for first time DUI offenders that included education and cognitive-behavioral components. A cadre of providers from across the state have been trained through 2-day certification training and annual refresher training. In addition, providers are required to implement the program consistent with outlined standards to maintain program fidelity. The providers coordinate with the courts for referral of first DUI offenders. Reduction in recidivism rates have been documented for individuals that completed the course when compared to DUI 1<sup>st</sup> Offenders that did not complete the course. A post 1<sup>st</sup> Offender course survey, one-year after the course, shows positive behavior change and recidivism rates are much lower for course participants. Additionally, a key important component of implementation of the curriculum is to ensure that all sites are implementing the model in a consistent manner across the state. The evaluators participate in project steering committee meetings, conduct site visits and monitor program implementation to assess the implementation and fidelity of the model.

In FY2021, there were 145 DUI 1<sup>st</sup> Offender courses offered with 791 individuals that completed the course. The number of courses offered, and participations increased from the previous year which was down as a result of the impact of COVID-19.

This project was funded with Section 405d-Imp federal funds.

#### **Project Contribution to Highway Safety Target:**

Individuals participating in the SD Public Safety DUI course completed several forms that provided information used to evaluate changed in knowledge and attitude in the form of a pre and post-test. Across all agencies and demographic groups studied, there was a significant move in the positive direction from pre-test to post-test on both knowledge and attitude questions. The average gain on the post-test was 3.0 points on knowledge questions and 4.7 points on attitude questions. Analysis of program data has documented consistent and lower recidivism rates for program participants compared to controls. Even after eight-year post arrest, program participants have a recidivism rate of 26.9% compared to 30.9% of controls, an 12.9% decrease in the recidivism rate. The trend indicates that the effect of the program diminishes with time; however even after eight years the percentage of cases that have recidivated is less than the percentage of controls that have recidivated. On average 4% fewer course participants recidivate than do non-participants at each year of exposure. This effect is relatively constant over time. Generally, recidivism rates by years of exposure and survival analysis showed that course participants had lower recidivism rate and a slower recidivism rate than did non-course participants.

#### **[Emergency Medical Services for Children – Bike and Pedestrian Safety](#)**

Contact Information: Corolla Lauck  
EMS for Children  
1400 W 22nd St  
Sioux Falls, SD 57105


Project Number: 2021-02-05

This project focused on injury prevention, concentrating on bike and pedestrian safety, responding to requests for information and coordinating special events. The focus was on educating caregivers and children with entrenched generational behaviors to modify habits by shifting general mindsets from viewing bicycle helmets as optional to considering them essential equipment and understand that best safety practices such as established rules of the road and safe walking/cycling routes to prevent injury and death. This project also coordinated the Don't Thump Your Melon program which provides bike safety education and bike rodeos across the state. Awareness materials including "ready-to-use" tools such as bike rodeo instruction manuals, planning events, posters, press release, brochures, community, and school-based activities were provided to communities who hosted a bike rodeo. Innovative development of bicycle and pedestrian programs and campaigns are vital for successful community and school-based activities.

This project is funded with Section 402 federal funds.

**Project Contribution to Highway Safety Target:**

The overall objective of the bicycle project was to maintain the number of bicycle fatalities at zero for FY2021. South Dakota reported 0 bicycle fatalities. The objective for bicycle fatalities was met. The overall objective of the pedestrian project was to reduce the number of pedestrian fatalities by 25% from 8 to 6 in FY2021. South Dakota reported 16 pedestrian fatalities in FY2021. The objective for pedestrian fatalities was not met.



**Emergency Medical Services for Children – Impaired Driving Prevention**

Contact Information: Corolla Lauck  
 EMS for Children  
 1400 W 22nd St  
 Sioux Falls, SD 57105

Project Number: 2021-02-17

This project focused on targeted safety messaging promoting sober driving and reducing motor vehicle crashes caused by impaired drivers. Sustained messages were promoted throughout the entire grant period. SD EMS for Children addressed at-risk audiences regarding drug/alcohol impaired driving prevention and communicated safe driving behaviors to beginning drivers which is crucial for improving the culture and attitudes in South Dakota.

This project is funded with Section 405d-Imp federal funds.

**Project Contribution to Highway Safety Target:**

The objective of this project was to reduce the total number of fatalities in crashes involving impaired driver or motorcycle operators in South Dakota by 7% from 27 to 25 in FY2021. There were 47 fatalities involving an impaired driver in FY2021. The objective of this project was not met.



## Emergency Medical Services for Children – Occupant Safety

Contact Information: Corolla Lauck  
EMS for Children  
1400 W 22nd St  
Sioux Falls, SD 57105

Project Number: 2021-02-02



This project focused on occupant safety including “It’s not fine till they’re 4’9”, a program developed to enhance parental/caregiver understanding of best practices in transitioning children to seat belts and assisting with booster seats on a needs basis. A sustainable state-wide message was coordinated throughout the year, with emphasis in May to support EMS week/May mobilization and back to school. An exciting part of this project was the development of an educational resource in which the front displays the four stages of occupant protection and the back is a ruler to assist with determining a child’s height in order to transition to a seat belt instead of a child restraint device. This resource is available to medical professionals, the public, law enforcement, day care providers, etc.

This project is funded with Section 402 federal funds.

### **Project Contribution to Highway Safety Target:**

The objective of this project was to reduce the number of unrestrained passenger vehicle occupant fatalities for all seating positions by 10% from 44 to 40 in FY2021. There were 666 unrestrained passenger vehicle occupant fatalities in FY2021. The objective of this project was not met.

## Electronic Grants Management System – EDGAR

Contact Information: Amanda Hossle  
Office of Highway Safety  
118 W Capitol Ave  
Pierre, SD 57501

Project Numbers: 2021-03-23 and 2021-03-24

EDGAR (Electronic Database for Grant Application and Reporting) offers options for the advertisement, submittal and review of grantee proposals/applications, the creation of contracts, the disbursement of funds, the collection and retention of contract deliverables, and requests for reimbursement and post-grant reporting and evaluations. E-grant systems with automatic notifications and reminders help subrecipients stay on track with contract terms and deliverables, alert the state when documents are overdue, collect data for annual reports, and increase staff efficiencies by reducing the issuance of manual notifications from the Highway Safety Office.

This project was funded with Section 402 and 164AL federal funds.

### **Project Contribution to Highway Safety Target:**

There are currently 113 law enforcement agencies registered with EDGAR to either manage their Highway Safety grant or report monthly traffic data. There are currently 70 state, community coalitions, and non-profit organizations registered with EDGAR.

### **Human Service Agency**

Contact Information: Stephanie Kinnander  
123 19<sup>th</sup> St NE  
Watertown, SD 57201

Project Number: 2021-02-10

This project focused on reaching young drivers during two South Dakota Students Against Destructive Decisions Conferences through the "Drive to Save Lives" presentation. Based on crash statistics, it is important to reach drivers under the age of 25 early in their driving career in order to teach safe driving habits.

This project is funded with Section 402 federal funds.

### **Project Contribution to Highway Safety Target:**

The objective of this project was to reduce the number of drivers age 20 and under involved in crashes in South Dakota by 5% from 4,624 to 4,393 in FY2021. There were 4,682 drivers age 20 and under involved in crashes in FY2021. The objective of this project was not met.

### **Impaired Driving Task Force**

Contact Information: Roland Loudenburg  
Mountain Plains Evaluation  
PO Box 530  
201 N Main St  
Salem, SD 57058

Project Number: 2021-03-16

In FY2021, the Highway Safety Office executed a contract with Mountain Plains Evaluation to aid in technical assistance of the Impaired Driving Task Force.

This project is funded with Section 405d-Imp federal funds.

### **Project Contribution to Highway Safety Target:**

The South Dakota Impaired Driving Task Force is required to continue to review state impaired driving data, identify priorities, monitor project implementation, and review progress in conjunction with the Office of Highway Safety and other stakeholders across the state with a vested interest in reducing impaired driving. The South Dakota Impaired Driving Plan presents a synopsis of impaired driving indicators and statistics relevant to impaired driving in South Dakota, outlines areas of concerns, identifies priority areas for future programming, and outlines a process upon which the South Dakota Impaired Driving Task Force can guide and inform the Office of Highway Safety in implementing and prioritizing funding for programming (that is evidence based) to reduce impaired driving in South Dakota.

### Law Enforcement Equipment

Contact Information: Office of Highway Safety  
Department of Public Safety  
118 W Capitol Ave  
Pierre, SD 57501

Law enforcement agencies that identified highway safety problems through analysis of crash reports and/or citation history were invited to apply for support to purchase specific equipment to address those problems. Funding was used to support equipment purchased for the Highway Patrol, sheriff's offices, and police departments including radar units and trailers for speed enforcement (Section 402 dollars), in-car video cameras and breath testing devices (Section 405d-Imp dollars) to enhance prosecution of impaired driving cases.

#### **Project Contribution to Highway Safety Target:**

The Office of Highway Safety, using crash and citation data, determines which law enforcement agencies should be awarded grants to purchase equipment which will ultimately be used to drive down fatalities and injuries.

### Law Enforcement Liaisons

Contact Information: Office of Highway Safety  
Department of Public Safety  
118 W Capitol Ave  
Pierre, SD 57501

Project Number: 2021-03-15

Two individuals with law enforcement experience provided liaison services between the Office of Highway Safety and local law enforcement agencies. In FY2021, the Law Enforcement Liaisons (LELs) worked with law enforcement agencies to promote targeted traffic enforcement, high visibility mobilizations, and public education. The LELs monitor grant funded activities, provide resource materials to all agencies, and monitor traffic enforcement data submitted by law enforcement agencies.

In FY2021, the LELs were available to provide assistance to 66 county sheriff offices, 77 police departments, and 7 tribal law enforcement agencies. Of these, the following agencies received NHTSA funding in FY2021: one state police office, 18 sheriff offices, 22 police departments, one University police, and one tribal law enforcement agency.

This project is funded with Section 402 federal funds.

#### **Project Contribution to Highway Safety Target:**

This project provides administrative oversight and support.

### Law Enforcement Overtime

Contact Information: Office of Highway Safety  
Department of Public Safety  
118 W Capitol Ave  
Pierre, SD 57501

Funds were allocated for overtime to support sobriety checkpoints and saturation patrols during the national high-visibility impaired driving and seat belt mobilizations. Overtime was also used to do sustained traffic enforcement during high-risk time frames identified in the project applications from law enforcement agencies. To qualify for overtime, agencies were required to identify a highway safety problem that could be addressed by enhancing traffic patrols. High-visibility enforcement deters speeding and impaired driving by convincing the public that highways are monitored, and offenders will be punished thereby reducing crashes.

Overtime was funded with Section 402 and 405d-Imp federal funds as appropriate to the activity performed.

### **Project Contribution to Highway Safety Target:**

The Office of Highway Safety, using crash and citation data, determines which law enforcement agencies should be awarded grants to fund overtime enforcement activities which will ultimately be used to drive down fatalities and injuries.



### **Lawrence and Schiller, Media Contractor**

Contact Information:            Jamie Hegge  
                                         Lawrence & Schiller  
                                         3932 S Willow Avenue  
                                         Sioux Falls, SD 57105

Project Numbers:                2021-03-11; 2021-03-12; 2021-03-13; 2021-03-14

Lawrence and Schiller is a full-service advertising agency that assists the Office of Highway Safety in all of its advertising, social media, and other safety messaging activities.

This contract was funded through Section 164AL and 402 federal funds and through donated bonus ad placement.

### **Project Contribution to Highway Safety Target:**

This project focused on public messaging of safety campaigns.

### **Media**

Contact Information:            Amanda Hossle  
                                         Office of Highway Safety  
                                         118 W Capitol Avenue  
                                         Pierre, SD 57501

Project Numbers:                2021-03-17; 2021-03-22; 2021-03-27

This project is meant to raise awareness through education regarding all on Highway Safety issues. The Office of Highway Safety will use the NHTSA Communications Calendar and selected NHTSA traffic safety campaign resources in coordination with state developed public education materials. Paid TV and radio ads will be run during the national mobilizations using either NHTSA or state developed ads. These ads will be placed through the media contractor. The PIO will work with the media contractor to determine the best means to reach the target demographics.



This project was funded with Section 164AL, 402, and 405d-24/7 federal funds.

**Project Contribution to Highway Safety Target:**

This project focused on public messaging of safety campaigns.

**Office of Rural Health/Emergency Medical Services**

Contact Information: Marty Link  
NEMSIS  
600 E Capitol Ave  
Pierre, SD 57501

Project Number: 2021-02-22

The EMS Program had implemented their ePCR system statewide in 2017 and had 100% of ambulance services reporting data since. Data reported from this system allows the EMS Program to analyze over 400 different data elements specific to injury care, locations, response times, care rendered, and specific data based on patient demographics. Once data elements have been completed, verified, and tested, the EMS Program will begin work for both systems to work in tandem. This process will allow continuity in information, certification and licensure, suspension, and provider levels to automatically be synced with ePCR data.

This project was funded with Section 405c federal funds.

**Project Contribution to Highway Safety Target:**

The EMS Program will increase the number of linked licensure and certification files from 0 to 500 by September 30, 2021. The EMS Program merged 2,500 records between the License Management System and the ePCR reporting system. The Office of Rural Health's EMS Program has successfully implemented two electronic systems over the past several years allowing for a dramatic improvement on the efficacy of Emergency Medical Services. Over the past year, the EMS Program's data manager has successfully integrated both systems to talk digitally to each other. This integration allows for point of entry data validation which further streamlines data quality but also provides protections for data inaccuracies.

**Planning and Administration**

Contact Information: Amanda Hossle  
Office of Highway Safety  
118 W Capitol Avenue  
Pierre, SD 57501

Project Number: 2021-03-10

Funding for this project was provided by Section 402 federal funds and state match.

**Project Contribution to Highway Safety Target:**

This project provides administrative oversight and support.

### Public Information Officer

Contact Information: Tony Mangan/Kristi Turman  
Department of Public Safety  
118 W Capitol Avenue  
Pierre, SD 57501

Project Numbers: 2021-03-08 and 2021-03-09

The Public Information Officer (PIO) works closely with the Office of Highway Safety on media and public education activities. The PIO provides technical assistance to Office of Highway Safety projects that involve media or public education. During FY2021, the PIO focused on messaging involving impaired driving, speeding and seat belt use. Beyond that, the PIO helped coordinate the three major highway safety campaigns including the May Seatbelt Mobilization, Labor Day Impaired Driving Mobilization, and Holiday Impaired Driving campaign and coordinated public information activities for other highway safety campaigns.

This project was funded with Section 402 and 164AL federal funds.

#### **Project Contribution to Highway Safety Target:**

This project provides administrative oversight and support.

### SDARS Report Conversion

Contact Information: Amanda Hossle  
Office of Highway Safety  
118 W Capitol Avenue  
Pierre, SD 57501

Project Number: 2021-03-25

The accessibility of motor vehicle crash data is necessary in order to retrieve and process statistics from statewide crashes to better identify problems, assist in countermeasures and evaluate solutions to improve roadway safety in South Dakota. South Dakota's official crash records database, SDARS, used Crystal Reports to produce canned reports that are utilized by various Highway Safety stakeholders. Crystal Reports is no longer be supported by the state and all reports located in SDARS were converted to PowerBI reports.

This project was funded with Section 405c federal funds.

#### **Project Contribution to Highway Safety Target:**

This project continued to allow crash data to be accessible to Highway Safety stakeholders who have a vested interest in reducing injury and fatal crashes in South Dakota.

### Seat Belt Survey – Administration and Analysis

Contact Information: Upper Great Plains Transportation Institute  
North Dakota State University  
NDSU Dept. 2880 PO Box 6050  
Fargo, ND 58108-6050

Project Number: 2021-03-06

In FY2021, the Office of Highway Safety contracted with Upper Great Plains Transportation Institute, North Dakota State University (NDSU) to administer and analyze data for the annual seat belt survey. The survey was administered in partnership with the EMS Association, described below. The seat belt portion of the survey was administered with established guidance from NHTSA including site selection, the manual and training for observers, coding forms, and schedule for observations.

This project was funded with Section 402 federal funds.

**Project Contribution to Highway Safety Target:**

NDSU received the data from the SD EMS Association, described below, performed the analysis, and produced the final report on the results of the survey. In 2021, the seat belt usage rate in South Dakota was 86.9%, based on new survey methodology implemented by NHTSA. The seat belt use rate is still under review by NHTSA Headquarters.

**Seatbelt Survey – Observational**

Contact Information: Katherine Benton  
SD EMS Association  
9001 N Kiwanis Ave  
Sioux Falls, SD 57107

Project Number: 2021-03-06

The Office of Highway Safety contracted with the SD EMS Association for the observation portion of the annual seatbelt survey. The Association provided EMT's to perform the observations at pre-determined sites and times. The data was gathered according to NHTSA protocols and provided to UGPTI for analysis (see above).

This project was funded with Section 402 federal funds.

**Project Contribution to Highway Safety Target:**

In 2021, the seat belt usage rate in South Dakota was 86.9%, based on new survey methodology implemented by NHTSA. The seat belt use rate is still under review by NHTSA Headquarters. These surveys provide a guidepost for future enforcement and messaging campaigns.

**South Dakota Broadcasters Association**

Contact Information: Steve Willard, President  
South Dakota Broadcasters Association  
106 W Capitol Ave, Suite 7  
Pierre, SD 57501

Project Number: 2021-03-07

This is a nationally unique project that utilizes "paid public service announcements" placed on every broadcast station in South Dakota through the State Broadcasters Association. The contract with SDBA generates a minimum of 3 to 1 in match. In other words, for every one paid announcement, the broadcast stations place another 3+ announcements in their schedules. The match activity is well-documented by broadcast affidavits.

This project was funded with Section 164AL federal funds.

**Project Contribution to Highway Safety Target:**

This project focused on public messaging of safety campaigns.

**South Dakota Driver Education Association**

Contact Information: Jonathan Buck  
South Dakota Driver Education Association  
509 N Arch St  
Aberdeen, SD 57401

Project Number: 2021-02-24

The state of South Dakota has historically experienced above-average fatality and injury rates among teen drivers. While driver education training is utilized by approximately 50% of age-eligible teens in the state, there has been limited advancement over the past 40 years in enhancing the delivery of this life skill for novice drivers. In order to reduce traffic crashes among novice drivers ages 14-18, the Association attempted to improve the delivery of driver education services to South Dakota youth through offering best practices training to driver education instructors. The Driver Education Instructor's Conference was held in Pierre on March 26-27, 2021. There were 31 driver education instructors from all over the state that attended the conference. Conference presenters spoke on a variety of topics including parental involvement in creating safe driver's, identifying impairment in drivers, various safety issues in teaching teenage drivers and collaborative time to discuss effective strategies in teaching safety measures to drivers ages 14-18.

This project was funded with Section 402 federal funds.

**Project Contribution to Highway Safety Target:**

The objective of this project was to reduce the number of fatal and injury crashes involving drivers ages 14-18 statewide by 5% from 638 to 607 by September 30, 2021. The number of fatal and injury crashes involving drivers ages 14-18 in fiscal year 2021 was 696.

**South Dakota Office of the Attorney General – DCI**

Contact Information: Chad Mosteller  
South Dakota Division of Criminal Investigation  
132 Highway 14, Suite 5  
Pierre, SD 57501

Project Number: 2021-02-20

This project provided advanced traffic crash investigative and alcohol related traffic enforcement opportunities to law enforcement officers throughout South Dakota. Currently, Law Enforcement Training conducts traffic programs at the basic level. This project expanded the training into the advanced levels that are not presently available within the state. The Occupant Kinematics course enhanced the ability of crash investigators to ascertain the direction of movement during a collision, determine occupant seating positions and safety belt usage, and examine the impact of airbag and other restraint deployments. The Medical Foundations of Visual Systems Testing course provided DWI and DRE instructors with a better understanding of the anatomy and physiology of the eye and central

nervous system, the effects of drugs on the body, the eye, and perception, field testing of eye signs, legal aspects of testing at the traffic stop, and trial preparation.

This project was funded with Section 402 federal funds.

**Project Contribution to Highway Safety Target:**

The objective of this project was to provide training in Event Data Recorder in Crash Investigation & Driving Under the Influence Instructor Training to 30 officers by September 30, 2021. The Occupant Kinematics for the Traffic Crash Reconstruction course was held at the Law Enforcement Training Facility in Pierre April 30, 2021. Fifteen state law enforcement officials completed the class. The Medication Foundations of Visual Systems Testing course was held at the Law Enforcement Training Facility in Pierre September 13-17, 2021. Twenty-One law enforcement officials completed the course.

**South Dakota School of Mines and Technology**

Contact Information: Mary Jo Farrington  
School of Mines and Technology  
501 E St Joseph St  
Rapid City, SD 57701

Project Number: 2021-02-21

To prevent college students from drinking and driving, the driving safety prevention program offered small group programming and advertised with brochures, posters, website, and tabling events at various colleges. Orientation and small groups provided understanding of alcohol potency, driving impairment, BAC calculation, legal/educational/financial and health harm, and options for pre-planning safe rides home. The Safe Rides program with Rapid Taxi was hindered by a lack of drivers employed by Rapid Taxi.

This project is funded with Section 405d-Imp federal funds.

**Project Contribution to Highway Safety Target:**

Throughout FY2021, South Dakota School of Mines provided eight presentations on the dangers of being under the influence of drugs and alcohol while driving. School of Mines provided alcohol free alternative activities on April 16, 2021 where approximately 125 students were in attendance. Weekly social media outreach was completed throughout the semester that included Safe Rides information, drug and alcohol awareness and health use information. Some of these posts were also presented on the large screens at sporting events. The goal of the project was to enhance awareness of impaired driving dangers in students (18-24yrs) by increasing the orientation programs 10% from 10 to 11. Because a majority of classes remained online, School of Mines was unable to provide eleven in-class presentations.

**South Dakota State University**

Contact Information: Mariah Weber  
South Dakota State University  
1440 N Campus Drive, Room 104, Box 2818  
Brookings, SD 57007

Project Number: 2021-02-11

The South Dakota State University (SDSU) Safe Rides program focused on impaired driving education for SDSU students and provided alternative transportation for students to prevent impaired driving. Program education was provided through presentations in Residential halls and in classrooms; posters, promotional messaging in the Collegian newspaper and feedback from a self-assessment tool/survey administered to freshmen. The SDSU Safe Ride program is a partnership between the SDSU Wellness Center, the SDSU Students' Association, Brookings Area Transit Authority (BATA), the South Dakota Office of Highway Safety, and the City of Brookings, offering a safe transportation alternative to SDSU students, Brookings community members, and visitors.

This project was funded with Section 405d-Imp federal funds.

**Project Contribution to Highway Safety Target:**

The goal of this project was to reduce the number of people involved in alcohol involved crashes in the City of Brookings by 9% from 12 to 11 by September 30, 2021. During FY2021 there were a total of 7 alcohol-involved crashes in the city of Brookings. There were 0 deaths and 4 injuries. This is a significant reduction from FFY19 where 12 people were involved in alcohol related crashes. The number of riders for FY2021 totaled 13,378, a large increase from FY2020 of 7,368 riders. The goal was to increase by 10% and we increased by approximately 80%. The Rabbit Ride program started using an app for riders to request rides on demand. Riders are able to request pick up and drop off locations, track the bus, etc. This has been a huge success and is the reason for the increase.

The number of students who attended Rabbit Ride/alcohol awareness educational presentations (residence halls, alcohol related lectures, new student orientation, etc.) increased to 3,745 students from FY2020 (2,240). The numbers were lower in FY2020 due to classes being consolidated and pushed online. Education included information on alcohol awareness, consequences of underage drinking and impaired driving, Rabbit Ride app, schedule, and contact information.

**Spink County Coalition**

Contact Information:            LeAnn Wasmoen  
                                          111 E 6<sup>th</sup> Ave  
                                          Redfield, SD 57469

Project Number:                2021-02-08

This project utilized the driving simulators to provide youth programming of safe driving instruction presentations and events. Partner with the South Dakota Highway Patrol, Spink County Sheriff Office, Redfield Park and Recreation to host youth events focused on safe driving to reduce youth crashes. Presentations were made at driver's education classes in the county to aid new driver's in understanding how important it is to drive safe. The driving simulators were utilized at all youth and community events; National Night Out, CORE day, driver's education classes, and the 4th of July celebration to reduce distracted and impaired driving.

This project is funded with Section 402 federal funds.

**Project Contribution to Highway Safety Target:**

The goal for FY2021 was to provide youth programming of safe driving instruction presentations and events to a minimum of 40% of students in Redfield by September 30, 2021. The goal far exceeded the 40% mark of exposure of youth safe driving to Redfield students. There were 560 students total in Redfield in 2020-2021.

### Traffic and Criminal Software (TraCS)

Contact Information: Amanda Hossle  
Department of Public Safety  
118 W Capitol Ave  
Pierre, SD 57501

Project Number: 2021-03-05

Traffic and Criminal Software (TraCS) enables electronic crash report submission and electronic ticketing for law enforcement. TraCS greatly reduces the time for a crash report to be entered into the state crash database and eliminates many errors in crash reporting. This results in better information in the state crash database.

This project was funded with Section 405c federal funds.

#### **Project Contribution to Highway Safety Target:**

Affinity Global Solutions is a contractor that provides TraCS training, installation and weekly maintenance for more than 110 local governmental law enforcement agencies. The web-based version of TraCS deployed across South Dakota and currently serves 109 law enforcement agencies. South Dakota is currently in the process of transitioning from TraCS to a proprietary electronic crash system called LEOS.

### Traffic Records Coordinating Committee (TRCC)

Contact Information: Amanda Hossle/Roland Loudenburg  
Office of Highway Safety  
Department of Public Safety  
118 W Capitol Ave  
Pierre, SD 57501

Project Number: 2021-03-04

The Traffic Records Coordinating Committee meets regularly to discuss ways to improve the traffic record system and coordinate the factions involved. Some of the topics of discussion include integration of case data from the United Judicial System with driver licensing records as well as linking NEMSIS and trauma system data, reducing the number of unknown roads in the state roadway inventory, enforcing suspended and revoked drivers' licenses, electronic citations, and expansion of LEOS to local law enforcement.

This project was funded by Section 405c federal funds.

#### **Project Contribution to Highway Safety Target:**

This project coordinates the sharing and implementation of roadway safety data activity.

### Traffic Safety Resource Prosecutor

Contact Information: Paul Bachand  
Attorney General's Office  
1302 E Hwy 14, Suite 1  
Pierre, SD 57501

Project Number: 2021-02-06

The Traffic Safety Resource Prosecutor (TSRP) provides training, technical assistance, interagency liaison services, and expertise to prosecutors statewide, with emphasis on impaired driving cases. This assistance improves enforcement of impaired driving cases which reduces alcohol related fatalities. Impaired driving cases can be complex; having assistance available to new prosecutors is essential. Some of the legal issues that may be involved in impaired driving cases include probable cause, Standardized Field Sobriety Testing, implied consent, breath/blood testing, vehicular homicide, and adjudication including treatment and blood or electronic monitoring. The TSRP responded to numerous requests from county and city governments to provide research and assistance regarding prosecution of DUI cases in their jurisdictions.

This project was funded with Section 405d-Imp federal funds.

**Project Contribution to Highway Safety Target:**

The projected performance measure was to reduce the number of drivers killed in alcohol related crashes in South Dakota by 10% from 25 in FY2019 to 23 by September 30, 2021. There were 35 drivers killed in alcohol related fatal crashes for FY2021. This measures a significant increase from the prior year. Continued efforts are needed to reduce alcohol related fatalities in South Dakota. Reports indicate significant increases in alcohol use during the pandemic.

**University of South Dakota – Government Research Bureau**

Contact Information: Amanda Hossle/Dr. Shane Nordyke  
USD Government Research Bureau  
PO Box 530  
Vermillion, SD 57069

Project Numbers: 2021-03-02 and 2021-03-03

The USD Government Research Bureau (GRB) used data provided by the Office of Highway Safety to draft the FY2022 Highway Safety Plan. To develop the Plan, GRB analyzed data from the state crash database, the seat belt survey, and the data from the Department of Transportation.

This project was funded with Section 402 and 164AL federal funds.

**Project Contribution to Highway Safety Target:**

The Highway Safety Plan projects estimates of future fatalities and injuries from traffic crashes, seat belt use, and sets goals to track citation information. The Highway Safety Plan provides project descriptions that can favorably impact the performance goals as well as providing an annual budget.



## FY2021 Planned Activities Not Implemented

### University of South Dakota

Contact Information: Ben Severson  
USD Student Counseling Center  
Cook House 414 E Clark St  
Vermillion, SD 57069

Project Number: 2021-02-19

#### **Reason project was not implemented:**

Due to staffing issues with the Vermillion Public Transit, the University of South Dakota was not able to utilize the awarded funding.

### South Dakota Highway Patrol

Contact Information: Jason Husby  
118 W Capitol Avenue  
Pierre, SD 57501

Project Number: 2021-00-65

#### **Reason project was not implemented:**

Due to competing priorities with the vendor, the Highway Patrol was not able to utilize the awarded funding.

## FY2021 Mobilization Activity

### December 2020 Mobilization – Holiday Season Impaired Driving

	State Police	County Sheriff's Offices	Police Departments
Participating Agencies	1	17	24
Reporting Agencies	1	17	24

<b>Enforcement Activity:</b>	
Number of Enforcement Hours	2,205
Number of Checkpoints	16
Number of Saturation Patrols	168

<b>Citation Information:</b>	
DUI Arrests	250
Drug Arrests	485
Seatbelt Citations	352
Child Safety Seat Citations	28
Speeding Citations	2,979
Felony Arrests	255
Recovered Stolen Vehicles	51
Fugitives Apprehended	163
Suspended Licenses	169
Uninsured Motorists	300
Reckless Driving	13
Other Arrests	757

<b>Paid Media:</b>	
TV Ads	\$21,211.00
Radio Ads	\$33,979.69
Print Ads	\$192.00
Billboards	\$1,034.00
Other Ads*	\$3,820.51

\*Other Ads include social media.

<b>Earned Media:</b>	
Press Conferences	0
TV News Stories	2
Radio News Stories	27
Print News Stories	17
Other News Stories	40

**May 2021 Mobilization – Click It or Ticket**

	<b>State Police</b>	<b>County Sheriff's Offices</b>	<b>Police Departments</b>
Participating Agencies	1	17	22
Reporting Agencies	1	17	22

<b>Enforcement Activity:</b>	
Number of Enforcement Hours	2,183
Number of Checkpoints	15
Number of Saturation Patrols	268

<b>Citation Information:</b>	
DUI Arrests	291
Drug Arrests	610
Seatbelt Citations	765
Child Safety Seat Citations	66
Speeding Citations	2,495
Felony Arrests	416
Recovered Stolen Vehicles	60
Fugitives Apprehended	147
Suspended Licenses	207
Uninsured Motorists	486
Reckless Driving	37
Other Arrests	1,661

<b>Paid Media:</b>	
TV Ads	\$0.00
Radio Ads	\$6,475.30
Print Ads	\$3,750.00
Billboards	\$0.00
Other Ads*	\$6,196.52

<b>Earned Media:</b>	
Press Conferences	2
TV News Stories	2
Radio News Stories	10
Print News Stories	6
Other News Stories	34

**August 2021 Mobilization – Drive Sober or Get Pulled Over**

	<b>State Police</b>	<b>County Sheriff's Offices</b>	<b>Police Departments</b>
Participating Agencies	1	18	25
Reporting Agencies	1	18	25

<b>Enforcement Activity:</b>	
Number of Enforcement Hours	3,206
Number of Checkpoints	25
Number of Saturation Patrols	191

<b>Citation Information:</b>	
DUI Arrests	373
Drug Arrests	598
Seatbelt Citations	1,148
Child Safety Seat Citations	107
Speeding Citations	6,288
Felony Arrests	572
Recovered Stolen Vehicles	62
Fugitives Apprehended	195
Suspended Licenses	317
Uninsured Motorists	697
Reckless Driving	55
Other Arrests	2,188

<b>Paid Media:</b>	
TV Ads	\$16,145.00
Radio Ads	\$26,857.92
Print Ads	\$506.00
Billboards	\$0.00
Other Ads*	\$5,239.44

\*Other Ads include social media.

<b>Earned Media:</b>	
Press Conferences	3
TV News Stories	2
Radio News Stories	6
Print News Stories	12
Other News Stories	79

**U.S. Department of Transportation National Highway Traffic Safety Administration**

State: South Dakota

**Federal Reimbursement Voucher**

Page: 1

**2021-FINAL**

Report Date: 12/27/2021

Reimbursement Info: Total: \$.00

Posted: 12/27/2021

Claim Period: 06/25/2021 - 06/30/2021

Not Posted In DELPHI

Program Area	Project	Description	HCS Federal Funds Obligated	Share to Local Benefit	State/Federal Cost to Date	Federal Funds Expended	Fed Previous Amount Claimed	Fed Funds Claimed this Period
<b>NHTSA</b>								
<b>164 Transfer Funds</b>								
<b>164 Alcohol</b>								
	164AL-2021-21-03-03	USD Government Research-164	\$6,024.90	\$0.00	\$6,024.90	\$6,024.90	\$6,024.90	\$0.00
	164AL-2021-21-03-09	PIO-164	\$3,031.74	\$0.00	\$3,031.74	\$3,031.74	\$3,031.74	\$0.00
	164AL-2021-21-03-21	Community Outreach-164AL	\$22,453.04	\$0.00	\$22,453.04	\$22,453.04	\$22,453.04	\$0.00
	164AL-2021-21-03-24	Agate-164	\$14,127.75	\$0.00	\$14,127.75	\$14,127.75	\$14,127.75	\$0.00
	<b>164 Alcohol Total</b>		<b>\$45,637.43</b>	<b>\$0.00</b>	<b>\$45,637.43</b>	<b>\$45,637.43</b>	<b>\$45,637.43</b>	<b>\$0.00</b>
<b>164 Paid Media</b>								
	164PM-2021-21-03-07	SD Broadcasters	\$201,425.00	\$0.00	\$201,425.00	\$201,425.00	\$201,425.00	\$0.00
	164PM-2021-21-03-12	Other Advertising Contract-164AL	\$29,506.00	\$0.00	\$29,506.00	\$29,506.00	\$29,506.00	\$0.00
	164PM-2021-21-03-14	Main Advertising Contract-164AL	\$207,846.38	\$0.00	\$207,846.38	\$207,846.38	\$207,846.38	\$0.00
	164PM-2021-21-03-22	Alcohol Media-164AL	\$556,576.56	\$0.00	\$556,576.56	\$556,576.56	\$556,576.56	\$0.00
	<b>164 Paid Media Total</b>		<b>\$995,353.94</b>	<b>\$0.00</b>	<b>\$995,353.94</b>	<b>\$995,353.94</b>	<b>\$995,353.94</b>	<b>\$0.00</b>
	<b>164 Transfer Funds Total</b>		<b>\$1,040,991.37</b>	<b>\$0.00</b>	<b>\$1,040,991.37</b>	<b>\$1,040,991.37</b>	<b>\$1,040,991.37</b>	<b>\$0.00</b>
<b>FAST Act NHTSA 402</b>								
<b>Planning and Administration</b>								
	PA-2021-21-03-10	P & A Planning and Programing	\$91,454.71	\$0.00	\$168,134.91	\$91,454.71	\$91,454.71	\$0.00
	<b>Planning and Administration Total</b>		<b>\$91,454.71</b>	<b>\$0.00</b>	<b>\$168,134.91</b>	<b>\$91,454.71</b>	<b>\$91,454.71</b>	<b>\$0.00</b>
<b>Occupant Protection</b>								
	OP-2021-21-00-06	Speed Saturation Patrol-Gettysburg PD	\$9,490.30	\$9,490.30	\$9,490.30	\$9,490.30	\$9,490.30	\$0.00
	OP-2021-21-00-08	Seat Belt Overtime Funding-Davison Co SO	\$1,598.50	\$1,598.50	\$1,598.50	\$1,598.50	\$1,598.50	\$0.00
	OP-2021-21-00-12	Traffic Enforcement Overtime Grant-SD DP	\$245,762.82	\$245,762.82	\$245,762.82	\$245,762.82	\$245,762.82	\$0.00
	OP-2021-21-00-15	Speed/Seatbelt Enforcement 2021-Lead PD	\$14,566.58	\$14,566.58	\$14,566.58	\$14,566.58	\$14,566.58	\$0.00
	OP-2021-21-00-32	Speed and Safety Equipment-Huron PD	\$19,810.30	\$19,810.29	\$19,810.30	\$19,810.30	\$19,810.30	\$0.00
	OP-2021-21-00-34	2021 Grant- Marshall Co SO	\$8,332.67	\$8,332.69	\$8,332.67	\$8,332.67	\$8,332.67	\$0.00
	OP-2021-21-00-42	Vermillion Speed and Seatbelt-Vermillion	\$589.67	\$589.67	\$589.67	\$589.67	\$589.67	\$0.00
	OP-2021-21-00-52	Speed Enforcement-Yankton PD	\$8,136.51	\$8,136.51	\$8,136.51	\$8,136.51	\$8,136.51	\$0.00
	OP-2021-21-00-76	Seat Belt Enforcement Deadwood PD	\$4,753.69	\$4,753.69	\$4,753.69	\$4,753.69	\$4,753.69	\$0.00

OP-2021-21-02-02	Occupant Safety-SD EMS For Children	\$57,015.25	\$0.00	\$57,015.25	\$57,015.25	\$57,015.25	\$0.00
OP-2021-21-03-06	Seatbelt Survey-Seatbelt Survey	\$69,780.00	\$0.00	\$69,780.00	\$69,780.00	\$69,780.00	\$0.00
<b>Occupant Protection Total</b>		<b>\$439,836.29</b>	<b>\$313,041.05</b>	<b>\$439,836.29</b>	<b>\$439,836.29</b>	<b>\$439,836.29</b>	<b>\$0.00</b>
<b><i>Pedestrian/Bicycle Safety</i></b>							
PS-2021-21-02-05	Bike and Pedestrian -SD EMS For Children	\$55,390.98	\$0.00	\$55,390.98	\$55,390.98	\$55,390.98	\$0.00
<b>Pedestrian/Bicycle Safety Total</b>		<b>\$55,390.98</b>	<b>\$0.00</b>	<b>\$55,390.98</b>	<b>\$55,390.98</b>	<b>\$55,390.98</b>	<b>\$0.00</b>
<b><i>Accident Investigation</i></b>							
AI-2021-21-02-20	DUI Instructor Class & Event Data Record	\$20,400.00	\$0.00	\$20,400.00	\$20,400.00	\$20,400.00	\$0.00
<b>Accident Investigation Total</b>		<b>\$20,400.00</b>	<b>\$0.00</b>	<b>\$20,400.00</b>	<b>\$20,400.00</b>	<b>\$20,400.00</b>	<b>\$0.00</b>
<b><i>Driver Education</i></b>							
DE-2021-21-02-24	SDDEA Conference-SD Driver Education Ass	\$5,814.55	\$0.00	\$5,814.55	\$5,814.55	\$5,814.55	\$0.00
DE-2021-21-03-19	Driver Education Coordinator	\$22,199.99	\$0.00	\$22,199.99	\$22,199.99	\$22,199.99	\$0.00
<b>Driver Education Total</b>		<b>\$28,014.54</b>	<b>\$0.00</b>	<b>\$28,014.54</b>	<b>\$28,014.54</b>	<b>\$28,014.54</b>	<b>\$0.00</b>
<b><i>Safe Communities</i></b>							
SA-2021-21-02-08	Spink County Coalition	\$24,152.58	\$17,484.85	\$24,152.58	\$24,152.58	\$24,152.58	\$0.00
SA-2021-21-02-10	Human Service Agency	\$5,500.00	\$0.00	\$5,500.00	\$5,500.00	\$5,500.00	\$0.00
SA-2021-21-03-02	USD Government Research-402-USD Governme	\$14,058.10	\$0.00	\$14,058.10	\$14,058.10	\$14,058.10	\$0.00
SA-2021-21-03-08	PIO-402	\$7,074.04	\$0.00	\$7,074.04	\$7,074.04	\$7,074.04	\$0.00
SA-2021-21-03-15	Law Enforcement Liaison	\$29,926.04	\$0.00	\$29,926.04	\$29,926.04	\$29,926.04	\$0.00
SA-2021-21-03-20	Community Outreach-402	\$52,302.22	\$0.00	\$52,302.22	\$52,302.22	\$52,302.22	\$0.00
SA-2021-21-03-23	Agate-402	\$34,389.75	\$0.00	\$34,389.75	\$34,389.75	\$34,389.75	\$0.00
<b>Safe Communities Total</b>		<b>\$167,402.73</b>	<b>\$17,484.85</b>	<b>\$167,402.73</b>	<b>\$167,402.73</b>	<b>\$167,402.73</b>	<b>\$0.00</b>
<b><i>Speed Enforcement</i></b>							
SE-2021-21-00-02	MPD Speed Grant 2020-Mitchell	\$915.29	\$915.29	\$915.29	\$915.29	\$915.29	\$0.00
SE-2021-21-00-03	Speed Enforcement-Lincoln Co SO	\$11,291.26	\$11,291.26	\$11,291.26	\$11,291.26	\$11,291.26	\$0.00
SE-2021-21-00-09	Speed Overtime-Pierre, SD	\$940.48	\$940.48	\$940.48	\$940.48	\$940.48	\$0.00
SE-2021-21-00-14	Madison PD-Speed Enforcement	\$2,044.25	\$2,044.25	\$2,044.25	\$2,044.25	\$2,044.25	\$0.00
SE-2021-21-00-17	Speed & Seatbelt Enforcement-Minnehaha C	\$8,855.77	\$8,855.77	\$8,855.77	\$8,855.77	\$8,855.77	\$0.00
SE-2021-21-00-18	Miller Highway Safety-PD	\$897.44	\$897.44	\$897.44	\$897.44	\$897.44	\$0.00
SE-2021-21-00-20	Hamlin County Highway Safety-Hamlin Co S	\$14,949.07	\$14,949.07	\$14,949.07	\$14,949.07	\$14,949.07	\$0.00
SE-2021-21-00-23	UCSO 2021 Safety Grant-Union Co SO	\$172.36	\$172.36	\$172.36	\$172.36	\$172.36	\$0.00
SE-2021-21-00-24	FOT 2021 Speed-Tea PD	\$4,238.59	\$4,238.59	\$4,238.59	\$4,238.59	\$4,238.59	\$0.00
SE-2021-21-00-25	2021 Highway Safety SC-Stanley Co SO	\$7,573.30	\$7,573.30	\$7,573.30	\$7,573.30	\$7,573.30	\$0.00
SE-2021-21-00-26	2021 Highway Safety Grant-Hand Co SO	\$2,354.87	\$2,354.87	\$2,354.87	\$2,354.87	\$2,354.87	\$0.00
SE-2021-21-00-27	Speed Citations-Custer Co SO	\$8,947.58	\$8,947.58	\$8,947.58	\$8,947.58	\$8,947.58	\$0.00
SE-2021-21-00-28	Accident Reduction Through Speed Enforce	\$352,303.57	\$247,303.57	\$352,303.57	\$352,303.57	\$352,303.57	\$0.00
SE-2021-21-00-30	Speed Enforcement-Lake Co SO	\$10,166.83	\$10,166.83	\$10,166.83	\$10,166.83	\$10,166.83	\$0.00
SE-2021-21-00-36	Speed/Seatbelt-Belle Fourche PD **	\$10,035.67	\$10,035.67	\$10,035.67	\$10,035.67	\$10,035.67	\$0.00
SE-2021-21-00-38	Box Elder Speed and Seatbelt-Box Elder P	\$12,731.91	\$12,731.91	\$12,731.91	\$12,731.91	\$12,731.91	\$0.00
SE-2021-21-00-40	Speed Overtime-Aurora Co SO	\$1,434.92	\$1,434.92	\$1,434.92	\$1,434.92	\$1,434.92	\$0.00
SE-2021-21-00-41	Groton Highway Safety-Groton PD	\$7,868.86	\$7,868.86	\$7,868.86	\$7,868.86	\$7,868.86	\$0.00
SE-2021-21-00-45	Speed-Seatbelt Enforcement -Summerset PD	\$2,409.40	\$2,409.40	\$2,409.40	\$2,409.40	\$2,409.40	\$0.00

SE-2021-21-00-46	RCSO Highway Safety Project-Roberts Co S	\$8,023.85	\$8,023.85	\$8,023.85	\$8,023.85	\$8,023.85	\$8,023.85	\$8,023.85	\$8,023.85	\$8,023.85	\$8,023.85	\$0.00
SE-2021-21-00-47	Brookings County Traffic Enforcement-Spe	\$17,500.00	\$17,500.00	\$17,500.00	\$17,500.00	\$17,500.00	\$17,500.00	\$17,500.00	\$17,500.00	\$17,500.00	\$17,500.00	\$0.00
SE-2021-21-00-48	Highway Safety - SSB-Brookings PD	\$12,958.35	\$12,958.35	\$12,958.35	\$12,958.35	\$12,958.35	\$12,958.35	\$12,958.35	\$12,958.35	\$12,958.35	\$12,958.35	\$0.00
SE-2021-21-00-51	Highway Safety Grant-Speed/Seatbelt-Penn	\$12,795.45	\$12,795.45	\$12,795.45	\$12,795.45	\$12,795.45	\$12,795.45	\$12,795.45	\$12,795.45	\$12,795.45	\$12,795.45	\$0.00
SE-2021-21-00-54	SDSU PD Speed Enforcement-SDSU PD	\$8,046.86	\$8,046.86	\$8,046.86	\$8,046.86	\$8,046.86	\$8,046.86	\$8,046.86	\$8,046.86	\$8,046.86	\$8,046.86	\$0.00
SE-2021-21-00-55	2021 Speed Enforcement-Edmunds Co SO	\$13,612.89	\$13,612.89	\$13,612.89	\$13,612.89	\$13,612.89	\$13,612.89	\$13,612.89	\$13,612.89	\$13,612.89	\$13,612.89	\$0.00
SE-2021-21-00-59	Speed Enforcement 2021-Perkins Co SO	\$16,515.19	\$16,515.19	\$16,515.19	\$16,515.19	\$16,515.19	\$16,515.19	\$16,515.19	\$16,515.19	\$16,515.19	\$16,515.19	\$0.00
SE-2021-21-00-61	Safer Roads VI-Watertown PD	\$18,029.76	\$18,029.76	\$18,029.76	\$18,029.76	\$18,029.76	\$18,029.76	\$18,029.76	\$18,029.76	\$18,029.76	\$18,029.76	\$0.00
SE-2021-21-00-63	Speed Enforcement-Faith PD	\$3,220.74	\$3,220.74	\$3,220.74	\$3,220.74	\$3,220.74	\$3,220.74	\$3,220.74	\$3,220.74	\$3,220.74	\$3,220.74	\$0.00
SE-2021-21-00-64	Highway Safety Program-Canton PD	\$1,875.16	\$1,875.16	\$1,875.16	\$1,875.16	\$1,875.16	\$1,875.16	\$1,875.16	\$1,875.16	\$1,875.16	\$1,875.16	\$0.00
SE-2021-21-00-66	Speed Enforcement -Lennox PD	\$6,338.84	\$6,338.84	\$6,338.84	\$6,338.84	\$6,338.84	\$6,338.84	\$6,338.84	\$6,338.84	\$6,338.84	\$6,338.84	\$0.00
SE-2021-21-00-73	Speed Enforcement Martin PD	\$7,912.03	\$7,912.03	\$7,912.03	\$7,912.03	\$7,912.03	\$7,912.03	\$7,912.03	\$7,912.03	\$7,912.03	\$7,912.03	\$0.00
SE-2021-21-00-80	Whitewood Police Department	\$1,689.24	\$1,689.24	\$1,689.24	\$1,689.24	\$1,689.24	\$1,689.24	\$1,689.24	\$1,689.24	\$1,689.24	\$1,689.24	\$0.00
<b>Speed Enforcement Total</b>		<b>\$588,649.78</b>	<b>\$483,649.78</b>	<b>\$588,649.78</b>	<b>\$588,649.78</b>	<b>\$588,649.78</b>	<b>\$588,649.78</b>	<b>\$588,649.78</b>	<b>\$588,649.78</b>	<b>\$588,649.78</b>	<b>\$588,649.78</b>	<b>\$0.00</b>
<b><i>Paid Advertising</i></b>												
PM-2021-21-03-11	Other Advertising Contract-402	\$42,551.67	\$36,951.67	\$42,551.67	\$42,551.67	\$42,551.67	\$42,551.67	\$42,551.67	\$42,551.67	\$42,551.67	\$42,551.67	\$0.00
PM-2021-21-03-13	Main Advertising Contract-402	\$281,456.25	\$240,036.55	\$281,456.25	\$281,456.25	\$281,456.25	\$281,456.25	\$281,456.25	\$281,456.25	\$281,456.25	\$281,456.25	\$0.00
PM-2021-21-03-17	Generic Media-402	\$316,104.60	\$258,755.75	\$316,104.60	\$316,104.60	\$316,104.60	\$316,104.60	\$316,104.60	\$316,104.60	\$316,104.60	\$316,104.60	\$0.00
<b>Paid Advertising Total</b>		<b>\$640,112.52</b>	<b>\$535,743.97</b>	<b>\$640,112.52</b>	<b>\$640,112.52</b>	<b>\$640,112.52</b>	<b>\$640,112.52</b>	<b>\$640,112.52</b>	<b>\$640,112.52</b>	<b>\$640,112.52</b>	<b>\$640,112.52</b>	<b>\$0.00</b>
<b><i>NHTSA 402 Match</i></b>												
MATCH-2021-21-00-00	State Match	\$0.00	\$0.00	\$635,520.07	\$0.00	\$0.00	\$0.00	\$0.00	\$0.00	\$0.00	\$0.00	\$0.00
<b>NHTSA 402 Match Total</b>		<b>\$0.00</b>	<b>\$0.00</b>	<b>\$635,520.07</b>	<b>\$0.00</b>	<b>\$0.00</b>	<b>\$0.00</b>	<b>\$0.00</b>	<b>\$0.00</b>	<b>\$0.00</b>	<b>\$0.00</b>	<b>\$0.00</b>
<b>FAST Act NHTSA 402 Total</b>		<b>\$2,031,261.55</b>	<b>\$1,349,919.65</b>	<b>\$2,743,461.82</b>	<b>\$2,031,261.55</b>	<b>\$2,031,261.55</b>	<b>\$2,031,261.55</b>	<b>\$2,031,261.55</b>	<b>\$2,031,261.55</b>	<b>\$2,031,261.55</b>	<b>\$2,031,261.55</b>	<b>\$0.00</b>
<b><i>FAST Act 405c Data Program</i></b>												
<b><i>405c Data Program</i></b>												
M3DA-2021-21-02-22	EMS Data Performance Improvement-SD Depa	\$25,800.00	\$0.00	\$25,800.00	\$25,800.00	\$25,800.00	\$25,800.00	\$25,800.00	\$25,800.00	\$25,800.00	\$25,800.00	\$0.00
M3DA-2021-21-03-04	TRCC Coordinator-TRCC Coordinator	\$21,708.66	\$0.00	\$21,708.66	\$21,708.66	\$21,708.66	\$21,708.66	\$21,708.66	\$21,708.66	\$21,708.66	\$21,708.66	\$0.00
M3DA-2021-21-03-05	TraCS/WebTraCS	\$435,840.71	\$0.00	\$435,840.71	\$435,840.71	\$435,840.71	\$435,840.71	\$435,840.71	\$435,840.71	\$435,840.71	\$435,840.71	\$0.00
M3DA-2021-21-03-25	405c Data Program	\$30,070.86	\$0.00	\$30,070.86	\$30,070.86	\$30,070.86	\$30,070.86	\$30,070.86	\$30,070.86	\$30,070.86	\$30,070.86	\$0.00
<b>405c Data Program Total</b>		<b>\$513,420.23</b>	<b>\$0.00</b>	<b>\$513,420.23</b>	<b>\$513,420.23</b>	<b>\$513,420.23</b>	<b>\$513,420.23</b>	<b>\$513,420.23</b>	<b>\$513,420.23</b>	<b>\$513,420.23</b>	<b>\$513,420.23</b>	<b>\$0.00</b>
<b>FAST Act 405c Data Program Total</b>		<b>\$513,420.23</b>	<b>\$0.00</b>	<b>\$513,420.23</b>	<b>\$513,420.23</b>	<b>\$513,420.23</b>	<b>\$513,420.23</b>	<b>\$513,420.23</b>	<b>\$513,420.23</b>	<b>\$513,420.23</b>	<b>\$513,420.23</b>	<b>\$0.00</b>
<b><i>FAST Act 405d Impaired Driving Mid</i></b>												
<b><i>405d Impaired Driving Mid</i></b>												
M5X-2021-21-00-04	Mitchell PD South Central- Alcohol Task	\$6,320.63	\$0.00	\$6,320.63	\$6,320.63	\$6,320.63	\$6,320.63	\$6,320.63	\$6,320.63	\$6,320.63	\$6,320.63	\$0.00
M5X-2021-21-00-07	Impaired Driving Enforcement-Minnehaha C	\$3,129.39	\$0.00	\$3,129.39	\$3,129.39	\$3,129.39	\$3,129.39	\$3,129.39	\$3,129.39	\$3,129.39	\$3,129.39	\$0.00
M5X-2021-21-00-10	Highway Patrol	\$85,351.22	\$0.00	\$85,351.22	\$85,351.22	\$85,351.22	\$85,351.22	\$85,351.22	\$85,351.22	\$85,351.22	\$85,351.22	\$0.00
M5X-2021-21-00-11	Alcohol Related Crash Reduction Grant-So	\$248,661.26	\$226,179.62	\$248,661.26	\$248,661.26	\$248,661.26	\$248,661.26	\$248,661.26	\$248,661.26	\$248,661.26	\$248,661.26	\$0.00
M5X-2021-21-00-19	Lincoln Co SO	\$7,445.84	\$0.00	\$7,445.84	\$7,445.84	\$7,445.84	\$7,445.84	\$7,445.84	\$7,445.84	\$7,445.84	\$7,445.84	\$0.00
M5X-2021-21-00-29	Impaired Driving-Custer Co SO	\$11,141.46	\$0.00	\$11,141.46	\$11,141.46	\$11,141.46	\$11,141.46	\$11,141.46	\$11,141.46	\$11,141.46	\$11,141.46	\$0.00
M5X-2021-21-00-31	Oglala Sioux Tribe	\$6,000.00	\$0.00	\$6,000.00	\$6,000.00	\$6,000.00	\$6,000.00	\$6,000.00	\$6,000.00	\$6,000.00	\$6,000.00	\$0.00
M5X-2021-21-00-33	Highway Safety - Impaired-Brookings PD	\$10,851.83	\$0.00	\$10,851.83	\$10,851.83	\$10,851.83	\$10,851.83	\$10,851.83	\$10,851.83	\$10,851.83	\$10,851.83	\$0.00

M5X-2021-21-00-35	Impaired Driving-Belle Fourche	\$1,702.25	\$ .00	\$1,702.25	\$1,702.25	\$1,702.25	\$ .00
M5X-2021-21-00-39	Box Elder Impaired Driving- Box Elder PO	\$13,548.09	\$ .00	\$13,548.09	\$13,548.09	\$13,548.09	\$ .00
M5X-2021-21-00-43	Vermillion DWI Enforcement-Vermillion PD	\$1,667.81	\$ .00	\$1,667.81	\$1,667.81	\$1,667.81	\$ .00
M5X-2021-21-00-49	Brookings County Traffic Enforcement Alc	\$9,876.87	\$ .00	\$9,876.87	\$9,876.87	\$9,876.87	\$ .00
M5X-2021-21-00-53	Highway Safety Grant-Impaired Driving-Pe	\$6,112.66	\$ .00	\$6,112.66	\$6,112.66	\$6,112.66	\$ .00
M5X-2021-21-00-60	DUI Enforcement-Bennett Co SO	\$6,185.12	\$ .00	\$6,185.12	\$6,185.12	\$6,185.12	\$ .00
M5X-2021-21-00-75	Impaired Enforcement Clay Co-SO	\$12,200.00	\$ .00	\$12,200.00	\$12,200.00	\$12,200.00	\$ .00
M5X-2021-21-02-06	Traffic Safety Resource Prosecutor-Traff	\$62,765.93	\$ .00	\$62,765.93	\$62,765.93	\$62,765.93	\$ .00
M5X-2021-21-02-11	South Dakota State University	\$44,820.95	\$ .00	\$44,820.95	\$44,820.95	\$44,820.95	\$ .00
M5X-2021-21-02-17	South Dakota EMS For Children	\$72,818.55	\$ .00	\$72,818.55	\$72,818.55	\$72,818.55	\$ .00
M5X-2021-21-02-21	SD School of Mines and Technology	\$4,037.80	\$ .00	\$4,037.80	\$4,037.80	\$4,037.80	\$ .00
M5X-2021-21-03-16	Impaired Driving Task Force	\$24,155.92	\$ .00	\$24,155.92	\$24,155.92	\$24,155.92	\$ .00
M5X-2021-21-03-18	DUI 1st Program	\$42,196.91	\$ .00	\$42,196.91	\$42,196.91	\$42,196.91	\$ .00
<b>405d Impaired Driving Mid Total</b>		<b>\$680,990.49</b>	<b>\$226,179.62</b>	<b>\$680,990.49</b>	<b>\$680,990.49</b>	<b>\$680,990.49</b>	<b>\$ .00</b>
<b>FAST Act 405d Impaired Driving Mid Total</b>		<b>\$680,990.49</b>	<b>\$226,179.62</b>	<b>\$680,990.49</b>	<b>\$680,990.49</b>	<b>\$680,990.49</b>	<b>\$ .00</b>
<b>FAST Act 405d 24-7 Sobriety 405d 24-7 Paid/Earned Media</b>							
F24PEM-2021-21-03-27	Office of Highway Safety	\$7,175.20	\$ .00	\$7,175.20	\$7,175.20	\$7,175.20	\$ .00
<b>405d 24-7 Paid/Earned Media Total</b>		<b>\$7,175.20</b>	<b>\$ .00</b>	<b>\$7,175.20</b>	<b>\$7,175.20</b>	<b>\$7,175.20</b>	<b>\$ .00</b>
<b>FAST Act 405d 24-7 Sobriety Total</b>		<b>\$7,175.20</b>	<b>\$ .00</b>	<b>\$7,175.20</b>	<b>\$7,175.20</b>	<b>\$7,175.20</b>	<b>\$ .00</b>
<b>NHTSA Total</b>		<b>\$4,273,838.84</b>	<b>\$1,576,099.27</b>	<b>\$4,986,039.11</b>	<b>\$4,273,838.84</b>	<b>\$4,273,838.84</b>	<b>\$ .00</b>
<b>Total</b>		<b>\$4,273,838.84</b>	<b>\$1,576,099.27</b>	<b>\$4,986,039.11</b>	<b>\$4,273,838.84</b>	<b>\$4,273,838.84</b>	<b>\$ .00</b>



## FY2021 Social and Digital Media



**"ONLY COWS  
ARE ON  
THE BACK  
ROADS."**

**THERE'S NO GOOD REASON TO DRINK AND DRIVE.  
PLAN A DD. NO EXCUSES.**

**STAND SAFE NOW.  
DRIVE SAFE LATER.**

THANK YOU FOR SOCIAL DISTANCING  
AND DRIVING RESPONSIBLY.

BROUGHT TO YOU BY THE SOUTH DAKOTA OFFICE OF HIGHWAY SAFETY

[DRIVESAFESD.COM](http://DRIVESAFESD.COM)

Jan 1 | National Hangover Day

It's National Hangover Day. Thank you to everyone who arranged a sober ride home last night. Being smart is doing your part to keep South Dakota roads safe.

#NationalHangoverDay #HappyNewYear #2021 #PlanADD #GetARide #DontDrinkAndDrive #DriveSafeSD



[DRIVESAFESD.COM](http://DRIVESAFESD.COM)

**PUT THE DD IN MIXED DRINKS**

From Cinco de Mayo to Labor Day, summer is filled with celebrations. If you plan to raise a glass, plan a sober ride home. And make sure to reward your DD with a refreshing mocktail from our summer series. They're fake drinks for real friends.



**TEQUILA-LESS SUNRISE**

**INGREDIENTS**

- 3/4 cup pulp free orange juice
- 1/2 cup peach juice
- 3 tbsp lemon soda
- 3 tbsp grenadine
- Ice

**INSTRUCTIONS**

- Step 1 - In this order, fill a highball glass with ice, orange juice, peach juice then lemon soda.
- Step 2 - Add grenadine on top. It will sink to the bottom then rise to the top as you drink.
- Step 3 - Garnish with cherries and orange slices. Enjoy.

FOLLOW @DRIVESAFESD ON SOCIAL FOR A NEW & DELICIOUS RECIPE EVERY MONTH THIS SUMMER!

[DRIVESAFESD.COM](http://DRIVESAFESD.COM)

**NO EXCUSES**

**THERE'S NO GOOD REASON  
TO DRINK AND DRIVE.**

PLAN A DD EVERY TIME.

**LEARN MORE**

[DRIVESAFESD.COM](http://DRIVESAFESD.COM)

## FY2021 Events and Campaigns

The South Dakota Office of Highway Safety attended the 605 Summer Classic in Sioux Falls on June 19<sup>th</sup> and the 605 Black Hills Classic in Spearfish on September 11<sup>th</sup>. Both Classics are outdoor Beer & Music Festivals. The Office of Highway Safety partnered with 605 Magazine, hosts of both Classics, to give away three sets of yard block games. Entry to the contest consisted of signing up for safe driving emails through DriveSafeSD.com. This process was a huge success and we saw a large increase to our email database.



DRIVESAFESD.COM + 605  
MAGAZINE

**ENTER TO WIN A  
GIANT YARD  
BLOCKS GAME**

Sign up for SD Office of Highway Safety emails and be entered to win a giant yard blocks game courtesy of 605 Magazine.

SCAN THE QR CODE TO ENTER



SCAN THE QR CODE TO ENTER

Brought to you by the South Dakota Office of Highway Safety. No purchase necessary. See official rules at <https://www.drivesafesd.com/rules.php>.




**WIN A CUSTOM RALLY JACKET**

*GEAR IS GOOD.  
FREE GEAR IS EVEN BETTER.*



**ENTER NOW**

The annual Sturgis Motorcycle Rally was held August 6<sup>th</sup>-15<sup>th</sup>. Over 555,000 motorcycle enthusiasts traveled to Sturgis, SD. The South Dakota Office of Highway Safety partnered with J&L Harley Davison to promote a leather jacket giveaway. The Office of Highway Safety had a booth at the Buffalo Chip for a few days during the event to promote the leather jacket giveaway. Branded water cans and face shields were handed out during the event.






**WIN A CUSTOM RALLY JACKET**

*GEAR IS GOOD. FREE GEAR IS EVEN BETTER.*



SCAN THE QR CODE TO ENTER, OR VISIT  
SOUTHDAKOTARIDES.COM/RALLY-JACKET

Drawings by you by the South Dakota Office of Highway Safety. No purchase necessary. See official rules at [southdakotarides.com/rally-jacket](http://southdakotarides.com/rally-jacket).

The Office of Highway Safety's DriveSafeSD.com logo was all over the golf course at the Sanford International which was held September 17<sup>th</sup>-19<sup>th</sup>.

