



SOUTH DAKOTA
HIGHWAY SAFETY

**Annual Report of NHTSA Funded
Highway Safety Programs**

Federal Fiscal Year 2017

For information about this report, please contact:

Lee Axdahl, Director
Office of Highway Safety
SD Department of Public Safety
118 W Capitol Avenue
Pierre, SD 57501
Phone: 605 773-4949
Fax: 605 773-6893
Website: www.state.sd.us/dps/hs

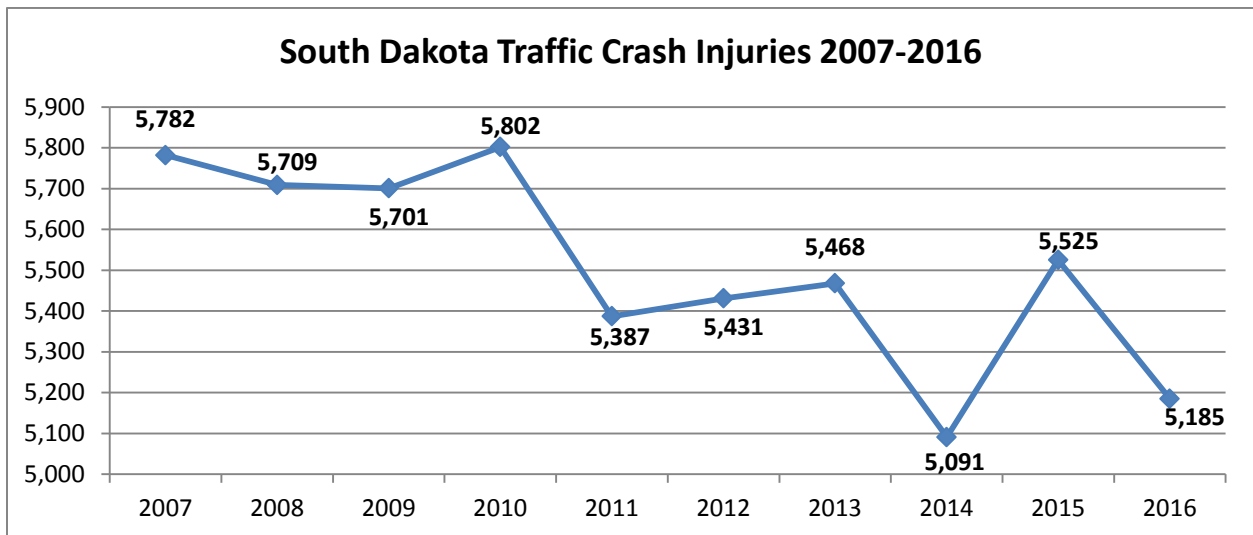
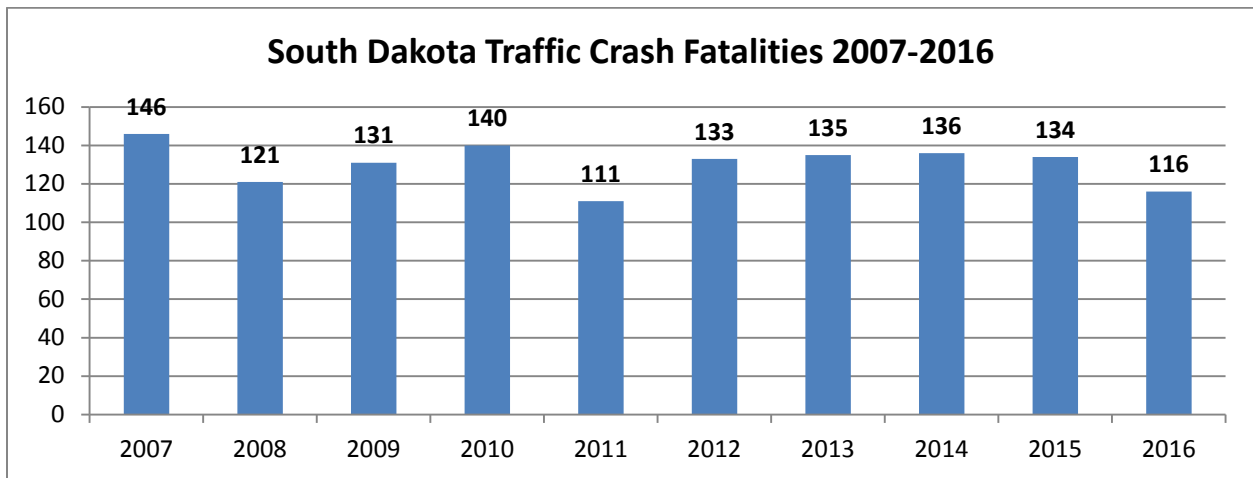
Contents

Executive Summary	1
FFY17 Goals and Accomplishments	4
Summary of Annual Reports for FFY17 Highway Safety Projects:	
Alliance for Substance Abuse Prevention.....	12
Community Outreach and Program Management.....	12
Driver Education Coordinator.....	13
Department of Social Services – Alcohol Diversion Program.....	13
Department of Social Services – Community Alcohol Prevention.....	14
DUI 1 st	14
DUI Court 4 th and 5 th Circuit.....	15
DUI Prosecutor- Minnehaha County.....	15
DUI Prosecutor- Pennington County.....	16
Emergency Medical Services for Children.....	17
Emergency Medical Services Program.....	18
From the H.E.A.R.T.....	19
Grant Management System - EDGAR.....	19
Highway Patrol.....	20
Impaired Driving Task Force.....	20
Judicial Outreach Liaison.....	21
Law Enforcement Equipment.....	21
Law Enforcement Liaisons.....	22
Law Enforcement Overtime.....	22
Lawrence and Schiller, Media Contractor.....	23
National EMS Information System (NEMSIS).....	23
Prairie View Prevention.....	24
Planning and Administration.....	25
Public Information Officer.....	25
Seatbelt Survey (Upper Great Plains Transportation Institute).....	25
Seatbelt Survey (SD EMT Association).....	26
Sioux Empire Safety Village.....	26
South Dakota Broadcasters.....	27
South Dakota School of Mines and Technology.....	27
South Dakota State University.....	28
South Dakota Teen Court Association.....	29
Standing Rock Sioux Tribe.....	29
Traffic and Criminal Software (TraCS).....	30
Traffic Records Coordinating Committee (TRCC).....	30
Traffic Safety Resource Prosecutor.....	31
University of South Dakota Government Research Bureau.....	31
University of South Dakota.....	32
Volunteers of America, Dakotas.....	32
FFY17 Projects not Implemented	33
FFY17 Expenditures	34
Addendum: Public Education Campaigns	43

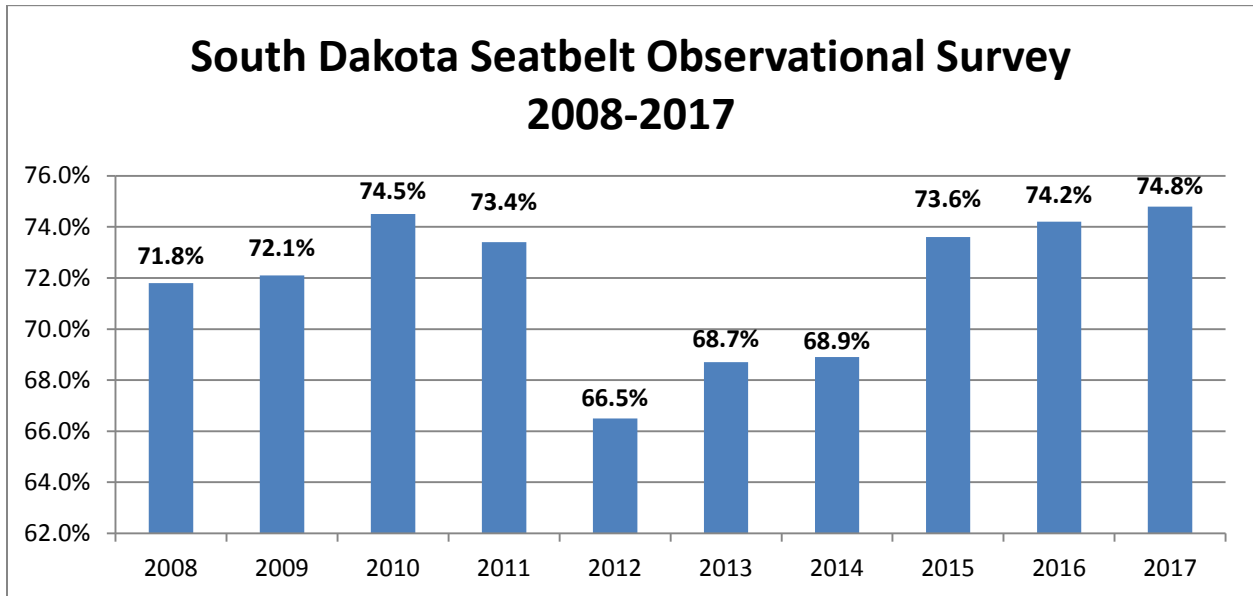
South Dakota Highway Safety Executive Summary

This report provides information about NHTSA funded highway safety activities for FFY17. Crash data from 2016 is the most recent one-year data available; this data shows progress for specific highway safety goals.

There is an average of 16,975 reportable traffic crashes in South Dakota each year. There were 116 fatalities and 5,185 injuries as a result of traffic crashes in 2016; this is a 15.5% decrease in fatalities and a 6.6% decrease in injuries from 2015.

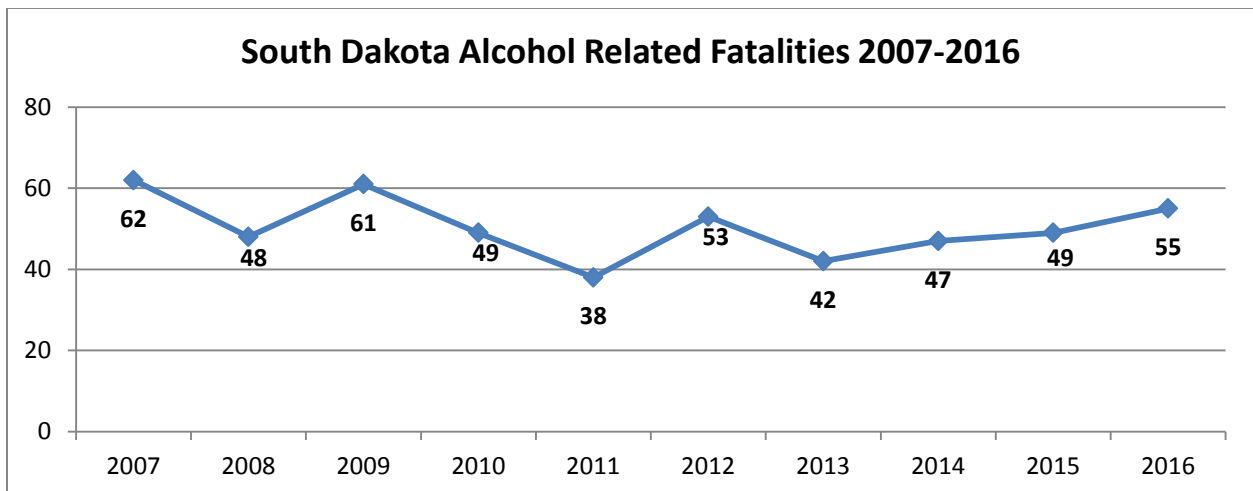


In 2016, 69.9% of the motor vehicle occupants killed in traffic crashes were not wearing seatbelts. Of the 83 fatalities, 58 were not wearing seatbelts. Of the 58 not wearing seatbelts, 39 were ejected from the vehicle. The most recent observational seatbelt survey shows an increase in the number of people wearing seatbelts, from 74.2% in 2016 to 74.8% in 2017, based on new survey methodology implemented by NHTSA.

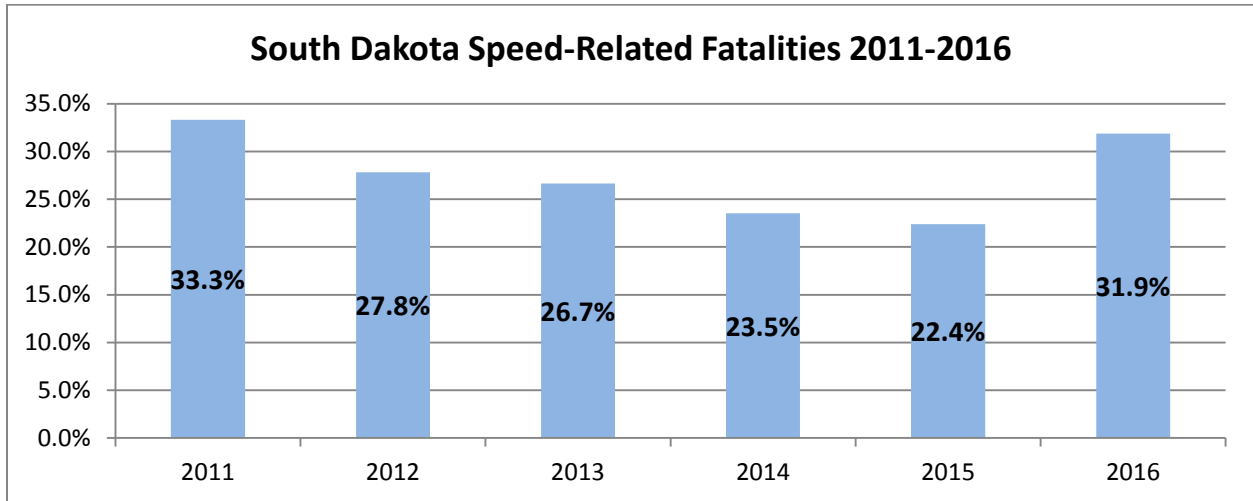


*New survey methodology implemented by NHTSA in 2012.

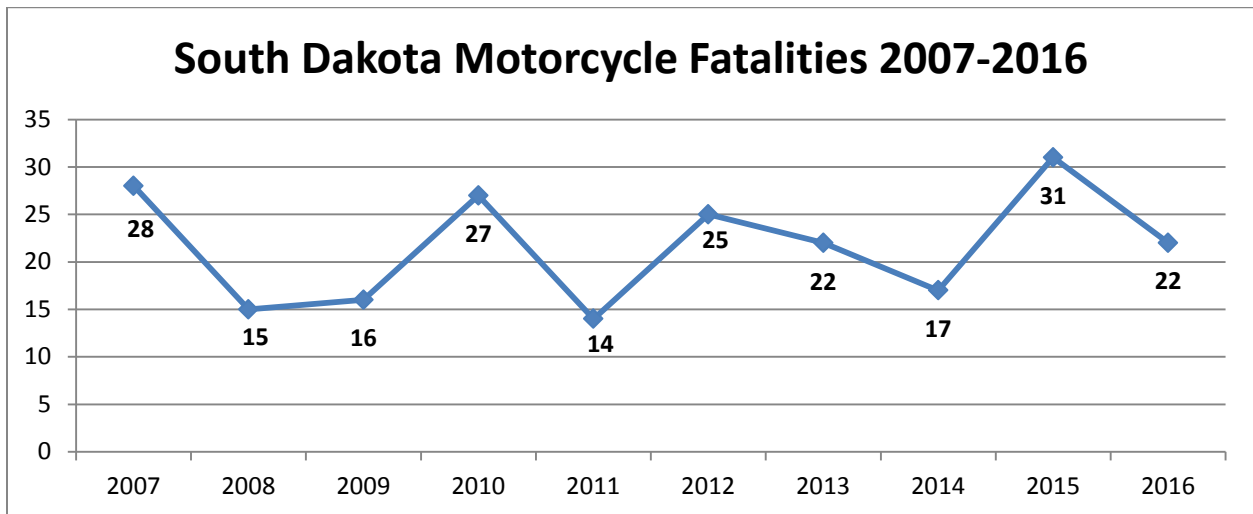
While alcohol-related fatalities continue to show a trending decline in the state, 2016 showed an increase from the prior year for this type of fatality with an increase of 10.9%, from 49 to 55 fatalities.



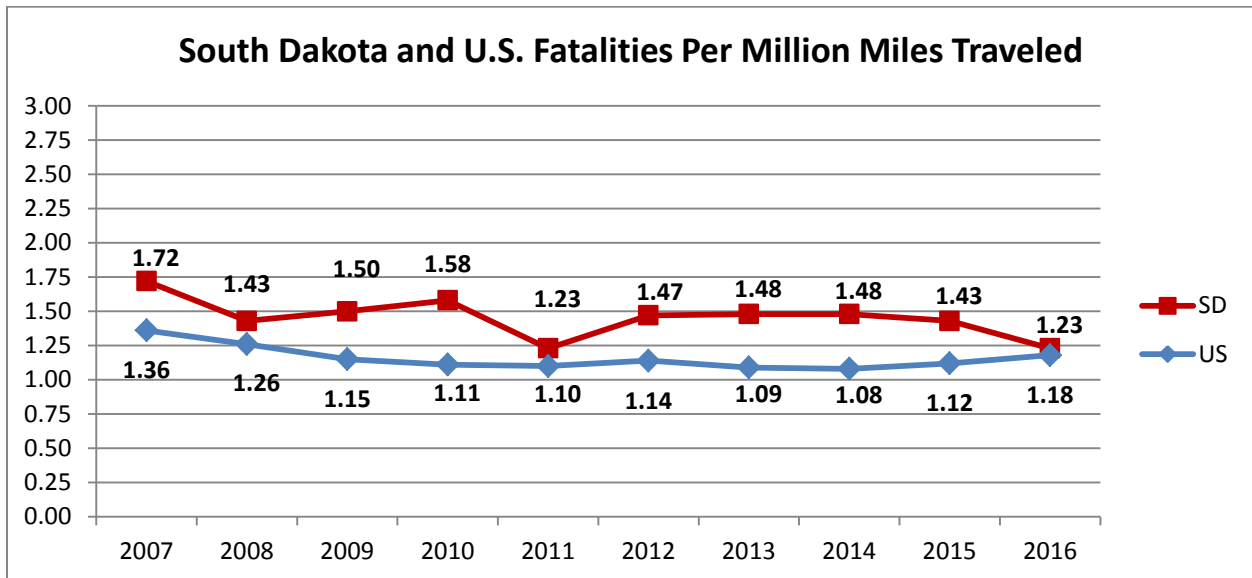
In 2016, speed was a contributing factor in 31% of fatal crashes, showing an increase from 24.4% in 2015.



In 2016, the number of motorcycle crash fatalities was the same as the ten-year average of 22 motorcycle fatalities per year. There were a total of 22 motorcycle fatalities in 2016; 21 were drivers and 1 was a passenger. There were 68% of the motorcyclists killed in motor vehicle traffic crashes that did not wear a helmet.



The South Dakota traffic crash fatality rate per million miles traveled was one of the lowest measurements in the past ten years, with a decrease from the previous year. It is getting closer to the national average as shown below.



FFY2017 Highway Safety Goals and Outcomes

The Highway Safety Plan for federal fiscal year 2017 included the following goals; progress on these goals is primarily shown using the most current crash data from calendar year 2016.

Overall Goals

C1 – Maintain the traffic fatalities five-year average at 133.4 for less for 2012-2016. This equates to 130 fatalities or less for the calendar year 2016, a 2.3% reduction from the 2015 value of 133.

Outcome:

At the end of CY2016, the traffic fatality count was 116 or a five year average of 130.8 fatalities. The goal to maintain a five-year average of 133.4 was met.

General Assessment:

Part of the challenge of meeting this goal is the increased fatality reporting from tribal safety partners. While South Dakota traffic fatalities continue to trend downward, we did miss this goal and will continue to work with our partners across the state.

We funded the following programs to assist in achieving this goal.

- Community Outreach

- DOT Hazard Elimination
- Driver Education Coordinator
- Grant Management System
- Judicial Outreach Liaison
- Law Enforcement Programs/Overtime
- Mountain Plains Evaluation – TRCC
- Office of Rural Health/EMS Program
- Our LEL Division
- Planning & Administration
- Public Information Officer
- Roadway Safety Committee
- TraCS/WebTraCS
- USD Business Research

Clearly, we need to develop additional grass-root efforts to bring the fatality number down and to fine-tune the use of law enforcement overtime. A GIS analysis of multiyear fatality and injury crashes will be undertaken to create a sharper focus of these efforts.

C2 – Maintain the serious traffic injuries five-year average at 797 or less for 2012-2016, a 1% increase from the 2011-2015 of 789.

Outcome:

At the end of CY2016, the serious traffic injury count was 695 bringing the 5 year average to 776.8. The goal to maintain a five-year average of 797 or less was met.

General Assessment:

Injury crash prevention and fatal crash prevention often go hand-in-glove and the fact that our injury crash number goal is met is good news. Both crash reduction programs, however, depend on the ongoing effort in other program areas.

It should also be noted that the higher number of traffic injuries (as opposed to crash fatalities) allows for greater statistical allowances in data. For example, when a state has a relatively low fatality count, such as South Dakota, the addition of a small handful of fatal crashes is a statistical issue.

The South Dakota Office of Highway Safety will continue to explore program opportunities to reduce injury crashes. This will have a corresponding effect on fatal crash numbers.

C3 – a) Maintain a five-year average fatalities/VMT at an average rate of 1.45 or less by December 31, 2016.

b) Maintain the five-year average rural fatalities/VMT at an average rate of 1.76 or less by December 31, 2016.

c) Decrease the five-year average urban fatalities/VMT rate from .73 in 2011-2015 to .70 through December 31, 2016.

Outcome:

At the end of CY2016, the traffic fatality rate as a function of VMT decreased from 1.43 in 2015 to 1.23 in South Dakota. At the end of CY2016, the rural traffic fatality rate as a function of VMT decreased to 1.60 in South Dakota. At the end of CY2016, the urban traffic fatality rate as a function of VMT decreased to 0.35 in South Dakota. All three goals were met.

General Assessment:

The highway safety office has some control over this number but this goal is almost entirely dependent on vehicle miles traveled by the motoring public.

It is the common wisdom of traffic safety professionals that VMT's ebb and flow with the economy. So, while an improvement in fatality counts may be made by the OHS, the outcome of this measure is dependent on economic factors outside the control of the state.

In a period of relative economic distress, the VMT goal will go up slightly because of fewer miles traveled. States, such as South Dakota, that depend heavily on tourism and the vehicles used to accomplish 'family vacations' look for improved economic periods to fulfill this goal.

C4 – Decrease the unrestrained passenger vehicle occupant fatalities five-year average by at least 1.9 percent from the 2011-2015 average of 62.8 to a five-year average for 2012-2016 of 62.0.

Outcome:

At the end of CY2016, the number of unrestrained passenger vehicle occupant fatalities for all seating positions was 58 persons, bringing the 5 year average to 63, which is slightly above our goal of 62. This goal was not met.

General Assessment:

Even with the changed NOPUS methodology in 2012, South Dakota's seatbelt usage rate is in need of improvement.

We are a secondary enforcement state and because of that our efforts need to be largely focused on educational messages and teaching the next generation the value of buckling up. NHTSA may argue that secondary enforcement doesn't mean 'zero enforcement' and South Dakota agrees. But, the stark reality is that enforcement is complicated as a secondary issue.

Despite a lack of primary enforcement and a substantial fine for not wearing a seatbelt, it remains the duty of the Office of Highway Safety to increase seatbelt usage. This will be a continued multi-front project because of the east/west river composite of the state. Adding the nine tribes to the messaging also creates a challenge.

We funded the following programs to assist in achieving this goal.

- Law Enforcement Programs/Overtime
- Media
- SD Emergency Medical Services for Children
- Seat Belt Survey
- Volunteers of America

C5 – Increase the alcohol impaired driving fatalities five-year average by only 0.5 percent from the 2011-2015 annual average of 40.4 to a five-year annual average for 2012-2016 of 40.6.

Outcome:

The 2011-2015 five-year average should have been 45.8. At the end of CY2016, the number of fatalities stood at 55 for those fatalities involving a driver or operator with a BAC of .08 or above causing the 5 year average to increase to 49.2. This goal was not met.

General Assessment:

The South Dakota Office of Highway Safety strongly believes that funding a wide range of impaired driving programs will have a positive effect on fatality and injury crash numbers. The 'frontier' mentality that it is okay to drink and drive has been addressed in many of our media messages..

We continue to have great success with our DUI First educational materials. These materials are an attempt by our office to standardize the curriculum of those who are charged with their first DUI and charged to attend an educational program as part of their overall sentence. This has been a statistical success

We funded the following programs to assist in achieving this goal.

- DUI Court
- Alliance for Substance Abuse Prevention
- DSS Prevention Program
- From the H.E.A.R.T.
- Law Enforcement Programs/Overtime
- Law Enforcement Equipment
- Media
- Minnehaha County DUI Prosecutor
- Mountain Plains Evaluation
- Oglala Sioux Tribe
- Pennington County DUI Prosecutor
- SD Broadcasters
- SDHP DRE School
- SDHP Enforcement
- SDSMT Safe Rides
- SDSU Safe Rides

- Traffic Enforcement Training
- TSRP
- USD Safe Rides
- Volunteers of America

Our efforts will be bolstered in the coming months and years with the recommendations of the Impaired Driving Task Force which is meeting on a regular basis to determine what is and is not working in South Dakota.

C6 – Decrease the speeding related fatalities five-year average by at least 4.6 percent from the 2011-2015 annual average of 30.4 to a five-year annual average for 2012-2016 of 29.

Outcome:

The five-year average from 2011-2015 should be 34.4 and a 4.6 percent drop for 2012-2016 average results in a goal of 29. At the end of CY2016 the number of fatalities was 37 for speeding-related deaths, an increase of 7 bringing the five-year average to 34.4. The five-year average remained the same; this goal was not met.

General Assessment:

Speed related fatalities remain a very real problem in South Dakota. The state continues to allocate resources to speed enforcement.

Being a very rural state with long stretches of wide open roadways, the ability to speed has always been an issue. Law enforcement personnel cannot effectively cover the many hundreds of square miles of state roadways simultaneously, which results in the need to educate the public of the dangers.

We funded the following programs to assist in achieving this goal.

- Law Enforcement Equipment
- Law Enforcement Programs/Overtime
- SDHP Enforcement

C7 – Increase the motorcyclist fatalities five-year average by no more than 10 percent from the 2011-2015 annual average of 21 to a five-year annual average for 2012-2016 of 23.2

Outcome:

For CY2016 the motorcycle fatality count ended at 22. The five-year average was 23 fatalities; this goal was met.

General Assessment:

The State of South Dakota works diligently to keep this number as low as possible but the effort is complicated by the annual Sturgis Motorcycle Rally which brings hundreds of thousands of motorcycle enthusiasts to the state each year.

C8 – Maintain the unhelmeted motorcyclist fatalities five-year average at 17.4 fatalities or less for 2012-2016.

Outcome:

For CY2016 the unhelmeted count ended at 15. The five-year average for 2012-2016 was 17, which met our goal of 17.4.

General Assessment:

Although we fund the motorcycle safety and training program from state funds each year, the goals cited in C7 and C8 are dependent on motorist activities from visitors to the state (namely those attending the rally) and citizens of South Dakota.

The Office of Highway Safety has an ongoing educational website (SouthDakotaRides.com) that is actively marketed to individuals with an interest in motorcycle-related activities. Again, this activity is largely funded from state-based revenues.

South Dakota has determined that the application process for \$405 funds targeted for motorcycle safety to be far too cumbersome for the amount of funding provided.

C9 – Decrease drivers age 20 or younger involved in fatal crashes five-year average by at least 1.2 percent from the 2011-2015 annual average of 17 to a five-year annual average for 2012-2016 of 16.8.

Outcome:

At the end of CY2016 the number of drivers age 20 or younger involved in a fatal crash stood at 20 drivers. The five-year average for 2012-2016 is 18.6. The goal to decrease the five-year average to 16.8 was not met.

General Assessment:

Speed, unbelted drivers, and alcohol use are all factors in this performance goal.

The Impaired Driving Task Force is examining young drivers, the OHS has entered into a contract with a vendor to examine what factors are missing in South Dakota's driver education programs, and other initiatives are underway in an effort to push this number in a downward direction.

We funded the following programs to assist in achieving this goal.

- DSS Diversion Program
- Prairie View Prevention
- Sioux Empire Safety Village
- South Central Alcohol Task Force
- Teen Court

Obviously, additional work needs to be done on this front, but with one of the lowest legal driving ages in the United States (14 for an instructional permit), South Dakota has significant challenges ahead.

C10 – Maintain a pedestrian fatalities five-year average of 7 fatalities or less for 2012-2016, despite expected increases in population.

Outcome:

This objective was met, as the 5 year average number of pedestrian fatalities is 6.4 as of December 31, 2016.

General Assessment:

Fatalities in this category are historically tribal in nature. That makes it difficult to treat the problem with an over-arching fix.

We funded the following programs to assist in achieving this goal.

- South Dakota Emergency Medical Services for Children

C11 – Maintain a bicyclist fatalities five-year average of 1 fatality or less for 2012-2016, despite expected increase in population.

Outcome:

At the end of CY2016, there were zero bicyclist fatalities. This measure was met as the five-year average from 2012-2016 was less than one fatality.

General Assessment:

South Dakota historically has a low number of bicycle fatalities.

We funded the following programs to assist in achieving this goal.

- South Dakota Emergency Medical Services for Children

B1 – Increase statewide observed seat belt use of front seat outboard occupants in passenger vehicles .4 percentage points from the 2015 calendar year base year average usage rate of 73.6 percent to 74 percent by December 31, 2016.

Outcome:

Statewide usage for CY2017 is reported at 74.8%, based on new survey methodology implemented by NHTSA. Caution must be exercised in comparisons made to years prior to 2012 due to changes in sampling methodology combined with the addition of tribal counties, which OHS believes has skewed the data.

General Assessment:

As has already been assessed in Performance Goal C4, South Dakota needs to make large strides in Occupant Protection. The Office of Highway Safety recognizes this fact and works within appropriate boundaries to make a difference.

The office anticipates undertaking additional promotional activities and enforcement campaigns in late first quarter of 2017 to push seatbelt usage above the goals.

This will include educational activities on tribal lands which we believe skews our usage rate downward.

In addition to the goals outlined above, activity measures at the end of CY2015* had the following results:

- Impaired Driving Citations: 10,361
- Occupant Protection Citations: 9,686
- Speed Citations: 42,258

***CY16 results were requested, but did not receive information from the Unified Judicial System. The Office of Highway Safety will update this report when results are received.**

FFY17 Project Agreement Annual Report Summaries

Alliance for Substance Abuse Prevention

Contact Information: Linda Colhoff-Glover
PO Box 9171
Rapid City, SD, 57718

Project Number: 2017-02-33

The goal for the Alliance for Substance Abuse Prevention was to deter drivers from driving impaired through the use of radio PSA's and billboard messaging. The media campaign gave the public the impression that EXTRA EYES volunteers and law enforcement are likely to catch impaired drivers. The media campaign was also designed to educate the public to call 911 when they suspect a driver is driving impaired.

This project was funded with Section 164 federal funds.

Project Contribution to Highway Safety Target:

Radio PSA's were played on HomeSlice Media Group's stations geared toward informing the public to report suspected impaired drivers as well to not drink and drive. In addition, HomeSlice Media included an Extra Eyes billboard shot in a flyer as an ad that was sent by mail to thousands of households in the Black Hills area. Digital billboards ran with Lamar Outdoor Advertising with Extra Eyes messaging that encouraged community members to report suspected impaired drivers. The billboards rotated weekly through 12 electronic billboard locations throughout Rapid City. During the 2017 grant year, there were three fatalities and 55 injuries in Rapid City.

Community Outreach and Program Management

Contact Information: Amanda Hossle
Office of Highway Safety
118 W Capitol Ave
Pierre, SD 57501

Project Number: 2017-03-04; 2017-03-06; 2017-03-32

This project supported a Management Analyst to provide technical assistance to statewide and local highway safety projects. The Analyst assisted the Director of the SD Office of Highway Safety with writing federal grant applications, reports, project applications and agreements, project monitoring, technical assistance to project directors, and budget management.

This project was funded with Section 402, 164, and 410HF federal funds.

Project Contribution to Highway Safety Target:

This project provides administrative oversight and support.

Driver Education Coordinator

Contact Information: Christopher Grant
118 W Capitol Ave
Pierre, SD 57501

Project Number: 2017-03-12

This project supported a Driver Education Coordinator to provide coordination and support for the driver education process in South Dakota. The Driver Education Coordinator serves as the primary point-of-contact for any school district administrator or driver education instructor who has questions, and is working to create and maintain a comprehensive database of active driver education instructors across the state.

This project was funded with Section 402 federal funds.

Project Contribution to Highway Safety Target:

This project provides administrative oversight and support.

Department of Social Services – Alcohol Diversion Program

Contact Information: Gib Sudbeck
Department of Social Services, Division of Alcohol & Drug Abuse
700 Governors Drive, Kneip Building
Pierre, SD 57501

Project Number: 2017-02-36

PRIME for Life is the curriculum used for the Diversion Program across South Dakota. It is evidence-based and listed on the Substance Abuse and Mental Health Services Administration's SAMHSA's National Registry of Evidence-Based Programs and Practices. Certified instructors from community-based agencies or schools across the state lead the PRIME For Life classes. PRIME For Life is a prevention curriculum designed to challenge common beliefs and attitudes that directly contribute to high-risk alcohol use.

This project was funded with Section 164 federal funds.

Project Contribution to Highway Safety Target:

The goal of this project was to decrease the number of youth involved in alcohol related fatalities by 5% from 14 in FFY15 to 13 by September 30, 2017. For fiscal year 2017, there were seven youths involved in alcohol related fatalities. A total of 531 youth and young adults started diversion programming with 491 completing the class with an overall completion rate of 92.4%. There was a 17.74% increase from the pre-test scores to the post-test scores. In an attempt to decrease the number of youth involved in alcohol related fatalities, there were 91 participants in the primary prevention class and 18 participants in the intensive prevention class.

Department of Social Services – Community Alcohol Prevention

Contact Information: Gib Sudbeck
Department of Social Services, Division of Alcohol & Drug Abuse
700 Governors Drive, Kneip Building
Pierre, SD 57501

Project Number: 2017-02-37

The Prevention Resource Centers, community based providers, and community coalitions will disseminate National Mobilization campaigns messages across the state supported by the Office of Highway Safety. These campaigns include: Super Bowl Sunday, St. Patrick's Day, Fourth of July, Labor Day Halloween and Christmas/New Years. Reduce the number of 9-12 graders who recently rode with a drinking driver by 26 or 2% according to the Youth Risk Behavior Survey during 2017. The PRC's will train students (middle, high school and college) from at least 28 communities and from the trainings at least 25 activities will be completed in schools from across the state.

This project was funded with Section 164 federal funds.

Project Contribution to Highway Safety Target:

The goal of this project was to reduce the number of people under the age of 35, killed or injured in alcohol-involved traffic crashes from 446 to 436. There were many activities that took place including partnering with the Pennington County Sheriff's Office and Arrow Transit to promote and provide SAFE and SOBER rides home during community events and activities, safe and sober driving messaging, and organizing SADD trainings/conferences that occurred at various times cross the state. There were roughly 411 people under the age of 35 that were killed or injured in alcohol-involved traffic crashes during the grant year.

DUI 1st Program

Contact Information: Roland Loudenburg
Mountain Plains Evaluation
PO Box 530
201 N Main St
Salem, SD 57058

Project Number: 2017-03-35

South Dakota has implemented the South Dakota Public Safety DUI First Program across the state to provide consistent drinking and driving programming for DUI offenders with an emphasis on DUI 1st offenders. A key important component of implementation of the curriculum is to ensure that all sites are implementing the model in a consistent manner across the state. The evaluators will participate in project steering committee meetings and conduct site visits and monitor program implementation to assess the implementation and fidelity of the model.

This project was funded with Section 405(d) federal funds.

Project Contribution to Highway Safety Target:

Upon completion of the course, participants thought the course would help them change their drinking and driving behaviors and participants rated instructors high for caring, inclusion, and

preparedness. Across all agencies and groups studied a change is noted in the positive direction from Pre-Test to Post-Test on all knowledge and attitude questions. One year after completion of the course participants still found the material relevant and useful in helping them change their drinking and driving behavior and still rated the instructors and course material very high. Generally, recidivism rates by years of exposure and survival analysis showed that course participants had lower recidivism rate and a slower recidivism rate than did the control groups

DUI Court 4th and 5th Circuit

Contact Information: Noreen Plumage
500 E Capitol Ave
Pierre, SD 57501

Project Number: 2017-02-11

The DUI Courts were developed in South Dakota following the national DUI Court model. DUI Court is an option for judges as an alternative to incarceration. The DUI Court model provides judicially supervised treatment for eligible offenders. To be eligible for DUI Court, an offender must have a current felony DUI conviction, no history of illegal drug distribution or violent crimes, have an alcohol/drug dependence or abuse diagnosis, are at least 18 years of age and live within 25 miles of either Sturgis, Lead, Spearfish, Belle Fourche (4th Circuit) or Aberdeen (5th Circuit). Programming requirements include participation in the 24/7 program, attendance at a community support group, weekly court and participation in alcohol/drug and mental health treatment.

This project was funded with Section 405(d) federal funds.

Project Contribution to Highway Safety Target:

In FFY17, the fourth and fifth circuit DUI Courts served 39 hardcore drinkers and drivers. As part of the DUI Court program, meetings were held weekly in court with the client, judge, state's attorney, defense counsel, court service officer, program manager, case manager, and treatment provider. A total of 34 clients were served and 12 graduated in FFY16. At the end of FFY17, the 4th Circuit DUI Court increased the completion rate from 0% to 50%. At the end of FFY17, the 5th Circuit DUI Court had an increase in the completion rate from 55% to 59%. The 5th Circuit's completion rate was above their goal of 56%. While the 4th Circuit was not above 56%, this is the first year they had clients graduate.

DUI Prosecutor- Minnehaha County State's Attorney's Office

Contact Information: Aaron McGowan
Minnehaha County States Attorney
415 N. Dakota Avenue
Sioux Falls, SD 57014

Project Number: 2017-02-08

This project primarily reduces the number of DUI offenses that are dismissed or in which the defendant is allowed to plead to a lesser offense, and to enhance prosecutions of vehicular homicide and vehicular battery cases. This grant uses a full time prosecutor to oversee all DUI cases in Minnehaha County.

The DUI/Vehicular crimes prosecutor provides training as needed to local law enforcement officers and prosecuting attorneys in Minnehaha County on investigating and prosecuting impaired driving cases. The office has taken a firm position when it comes to low blood DUI cases that are charged as a second offense or greater. By refusing to reduce low blood DUI's, and having the work force to support that position, the office has observed more guilty pleas to low blood DUI second and higher charges. Strengthening prosecution of DUI offenses plays an integral role in law enforcement's goal of reducing the frequency of DUI-related injuries and fatalities and increasing public safety.

This project is funded with Section 164 federal funds.

Project Contribution to Highway Safety Target:

For the period of October 1, 2016 through September 30, 2017, 1,606 cases were charged out. Of those charged, 957 have been closed. Having two full time DUI prosecutors on staff allows special attention for DUI cases. Through consistent efforts by prosecutors the target objective of 19% dismissal/reduction was met. The current dismissal/reduction rate of the 957 closed cases is 18%.

DUI Prosecutor- Pennington County State's Attorney's Office

Contact Information: Koln Fink
 Pennington County States Attorney
 300 Kansas City St., Suite 400
 Rapid City, SD 57701

Project Number: 2017-02-20

This project addresses and lowers the dismissal rate of DUI cases in Pennington County. This grant uses a full time dedicated prosecutor to oversee all DUI cases in Pennington County. Statistics will be compiled and compared on a yearly basis. The Pennington County State's Attorney's Office prosecutes and coordinates the prosecution of DUI and vehicular crime cases, focuses on the improved prosecution of DUI and vehicular crime cases and serves as a resource to law enforcement in Pennington County regarding the prosecution of DUI and vehicular crimes cases. South Dakota Unified Judicial System data will be analyzed in order to compare the dismissal rate in Pennington County as compared to the average dismissal rate overall in the state of South Dakota.

This project is funded with Section 164 federal funds.

Project Contribution to Highway Safety Target:

The over-arching objective of the project is to be able to give more individualized attention to DUI related criminal matters in Pennington County. There has been a very steady reduction in the overall number of DUI related cases that have come into the office over the past 5 years and this is due, at least in part, to our office's ability to handle each DUI related matter on a more individualized basis. In the FFY2017 there were 1,480 total DUI related cases in comparison to 1,224 the year before. Also, there have been a reduced number of dismissals, no charges, and reductions by having individualized attention to the cases. Total dismissals were 37, up from 32 the previous year. Cases that were "no-charged" increased slightly to 1.35% and the reductions or amendments totaled 53 for FFY17. The total number of dismissed and reduced cases for FFY2017 was 90 cases. This number puts the dismissal and reduction percentage at 6.1%; well under the goal of 14% of total cases.

Emergency Medical Services for Children – Bike and Pedestrian Safety

Contact Information: Corolla Lauck
EMS for Children
1400 W 22nd Street
Sioux Falls, SD 57105

Project Number: 2017-02-28

This project focuses on injury prevention including bike and pedestrian safety, responding to requests for information and coordinating special events. This project also coordinates the Don't Thump Your Melon program which provides bike safety education and bike rodeos across the state. In FFY17, EMSC used a bike rodeo kit to provide assistance to communities who hosted a bike rodeo. The program brochure and bike rodeo kit are available online.

This project is funded with Section 402 federal funds.

Project Contribution to Highway Safety Target:

The first objective of the bicycle project was to reduce the number of bicycle fatalities by 50% from 2 to 1 in 2017. South Dakota reported 0 bicycle fatalities in fiscal year 2017. The second objective was to reduce the number of bicycle injuries by 10 % from 75 to 67 in 2017. South Dakota reported 67 bicycle injures in fiscal year 2017. The bicycle objectives were met.

The first objective of the pedestrian project was to reduce the number of pedestrian fatalities by 22% from 9 to 7 in 2017. South Dakota reported 7 pedestrian fatalities in fiscal year 2017. The second objective was to reduce the number of pedestrian injuries by 10% from 101 to 91 in 2017. South Dakota reported 109 pedestrian injuries in fiscal year 2017. The goal for pedestrian safety was successful in reducing fatalities, however, pedestrian injuries increased resulting in a recognized need to investigate and focus on pedestrian injuries in fiscal year 2018.

Emergency Medical Services for Children – Occupant Safety

Contact Information: Corolla Lauck
EMS for Children
1400 W 22nd Street
Sioux Falls, SD 57105

Project Number: 2017-02-43

The 2017 activities for SD EMS for Children's occupant safety project included "It's not fine till they're 4' 9", a program developed to enhance parental/caregiver understanding of best practices in transitioning children to seat belts and assisting with booster seats on a needs basis. Continued work with our partners to deliver materials, education and resources compiled from a variety of local and national sources. A sustainable state wide message was coordinated throughout the year, with emphasis in May to support EMS week/May mobilization and back to school. Public education and messaging with vested partners to improve proper restraint use for all ages, thus improving seatbelt usage rates.

This project is funded with Section 402 federal funds.

Project Contribution to Highway Safety Target:

The objective of this project was to reduce the number of unrestrained passenger vehicle occupant fatalities and injuries for all seating positions by 10% from 846 to 761 in 2017. For fiscal year 2017, there were 55 unrestrained fatalities and 681 unrestrained injuries for a total of 736. The objective of this project was met.

Emergency Medical Services Program

Contact Information: Marty Link
Office of Rural Health/Emergency Medical Services
600 E Capitol Ave
Pierre, SD 57501

Project Number: 2017-02-14 and 2017-02-55

In South Dakota, 80% of the ambulance services are staffed by volunteers so offering training at no cost is essential to maintain sufficient volunteers to serve. Approximately 20% of the state's ambulance services have a shortage of trained personnel at any one time. There are 123 ground and 5 air ambulance services in the state plus 21 from out-of-state that take care of emergency calls within SD state lines. Continued turnover due to population demographics & age makes it necessary to continually train new personnel. The trained personnel must have in-service/refresher training to maintain their emergency care skills.

This project was funded with Section 402 and 164 federal funds.

Project Contribution to Highway Safety Target:

The EMS Program has also focused heavily on providing technical assistance to ambulance services. In partnership with the South Dakota Ambulance Association (SDAA), the EMS Program has conducted ambulance assessments in over ten different communities across SD. These ambulance assessments focus on relevant challenges faced by ambulance services such as staffing, radio communications and challenges, medical direction, budgeting, etc. Each assessment focuses on key aspects of the individual ambulance service in need of assistance. A technical team conducts the initial assessment and based on findings, more detailed visits follow.

The EMS Program has developed partnerships with the SD Advanced Trauma Life Support Task Force to support quality trauma care and education for pre-hospital providers. The ATLS Task Force has conducted three Rural Trauma Team Development Courses educating pre-hospital providers on trauma education. The ATLS Task Force has also developed ten online training videos for ambulance service personnel.

The EMS Program also conducted eight regional EMS sessions across SD over the grant year. The regional sessions provided an opportunity for the Office of Rural Health to share program updates and allowed opportunity for the EMS Program to listen and learn about challenges faced locally by ambulance services across SD. Lastly, the EMS Program has developed training materials so ambulance service personnel can train drivers or interested members of the community in the Emergency Vehicles Operations Course. By developing and posting content online, ambulance services now have the flexibility to train staff when it is convenient for them.

From the H.E.A.R.T.

Contact Information: Nancy Scharenbroich
6700 East Split Rock Circle
Sioux Falls, SD 57110

Project Number: 2017-02-40

This project focuses on alcohol impaired driving prevention through the use of awareness materials and public education. From the H.E.A.R.T. stands for Help Eliminate Alcohol Related Tragedies. The message, "Get a Ride Don't Drink and Drive" was broadcasted throughout the state through PSA radio messages, billboards, and video clips broadcasting are being played at all Drivers Licensing Program Offices in the state of South Dakota. The video is available to be checked out at most high and middle schools, school libraries, counselor's offices and Drivers Education classes across the state. The new billboards have a bright new image that reached across the whole State of South Dakota.

This project is funded with Section 410HF federal funds.

Project Contribution to Highway Safety Target:

Images appeared on static and electronic billboards throughout the state. Billboards geared toward specific events were ran during New Years, 4th of July, Sturgis Rally, and back to school. Midcontinent Communications continues to be a valued partner in spreading the message, "Get A Ride Don't Drink and Drive" to their viewers across the state. Midwest Communications was able to run radio spots at perfect times when their listeners needed to be reminded to make good choices. Keloland Television continues to do a great job scheduling PSA's in order to reach the largest number of viewers. During fiscal year 2017, South Dakota had 42 alcohol-related fatalities compared to 47 fatalities in 2014. The hope is to continue to have a positive impact while working to improve highway safety across the state of South Dakota.

Grants Management System – EDGAR

Contact Information: Amanda Hossle
Office of Highway Safety
118 W Capitol Ave
Pierre, SD 57501

Project Number: 2017-03-07 and 2017-03-33

EDGAR (Electronic Database for Grant Application and Reporting) offers options for the advertisement, submittal and review of grantee proposals/applications, the creation of contracts, the disbursement of funds, the collection and retention of contract deliverables, and requests for reimbursement and post-grant reporting and evaluations. E-grant systems with automatic notifications and reminders help sub-grantees stay on track with contract terms and deliverables, alert the state when documents are overdue, collect data for annual reports, and increase staff efficiencies by reducing the issuance of notifications the OHS administers in hard copy now.

This project was funded with Section 402 and 410HF federal funds.

Project Contribution to Highway Safety Target:

There are currently 104 law enforcement agencies registered with EDGAR to either manage their Highway Safety grant or report monthly traffic data. There are currently 42 state, community coalitions, and non-profit organizations registered with EDGAR.

Highway Patrol

Contact Information: Colonel Craig Price, Superintendent/Sgt. Jon Stahl
Highway Patrol, Department of Public Safety
118 W Capitol Ave
Pierre, SD 57501

Project Numbers: 2017-00-40; 2017-00-81; 2017-00-83

The Highway Patrol was provided with federal support for increased traffic enforcement and public education overtime; equipment; and public education materials.

In conjunction with May Seatbelt Mobilization activities, the Highway Patrol continued to utilize the Roll-Over Simulator. Troopers provided public education while using the two rollover simulators to demonstrate what happens to a person when they don't use a seatbelt.

This project was funded with Section 402 and 405(d) federal funds.

Project Contribution to Highway Safety Target:

In FFY17, the Highway Patrol provided 4,063 hours of overtime for increased alcohol enforcement in the state resulting in 198 people arrested for impaired driving, 18 citations for underage possession/consumption, and 41 citations for other alcohol infractions.

In addition, the Highway Patrol dedicated 2,460.4 hours of overtime to increase speed enforcement. During those hours of speed enforcement overtime, 2,631 speed citations and 599 seatbelt citations were issued in FFY17.

The Highway Patrol performed sobriety checkpoints and saturation patrols throughout FFY17. Each high visibility event was preceded by a news release developed by the Public Information Officer.

The Highway Patrol dedicated 1,189 hours of safety and education programs across the state. Troopers conducted presentations at schools, civic organizations, and private businesses on seatbelts, impaired and distracted driving, speed, defensive driving, and other highway safety issues.

Impaired Driving Task Force

Contact Information: Roland Loudenburg
Mountain Plains Evaluation
PO Box 530
201 N Main St
Salem, SD 57058

Project Number: 2017-03-14

In FFY17, a contract with Mountain Plains Evaluation again provided evaluation of the 1st Offender Curriculum and the 24/7 Sobriety Project; this evaluation measured the impact of the programs in reducing recidivism of driving under the influence.

To address the problem of DUI offenders, a standardized 1st Offender curriculum can be part of the judgment for people arrested for their 1st DUI offense. A post 1st Offender course survey, one-year after the course, shows positive behavior change and recidivism rates are much lower for course participants.

In FFY17, there were 195 DUI 1st Offender courses offered with 1,246 individuals that completed the course.

This project is funded with Section 405(d) federal funds.

Project Contribution to Highway Safety Target:

Among other things, this project assisted in the justification to add a new 24/7 program in the recently enacted FAST Act. The new program will assist states nationwide in driving down impaired driving death and injury.

Judicial Outreach Liaison

Contact Information: Office of Highway Safety
 Department of Public Safety
 118 W Capitol Ave
 Pierre, SD 57501

Project Number: 2017-03-15

The Judicial Outreach Liaison position provides a foundation for the South Dakota Office of Highway Safety and circuit court judges to focus their outreach efforts in order to educate and mobilize support for impaired driving and other traffic safety activities. This will assist in reflecting the Office of Highway Safety's goal of providing judicial outreach in the state and thereby improving judicial community outreach and promoting confidence and trust in the judiciary.

This project is funded with Section 164 federal funds.

Project Contribution to Highway Safety Target:

This project provides administrative oversight and support.

Law Enforcement Equipment

Contact Information: Office of Highway Safety
 Department of Public Safety
 118 W Capitol Ave
 Pierre, SD 57501

Law enforcement agencies that identified highway safety problems through analysis of crash reports and/or citation history were invited to apply for support to purchase specific equipment to address those problems.

Funding was used to support equipment purchased for the Highway Patrol, sheriff's offices, and police departments including radar units for speed enforcement (Section 402 dollars) and in-car video cameras (Section 405(d) dollars) to enhance prosecution of impaired driving cases.

Project Contribution to Highway Safety Target:

The Office of Highway Safety, using crash and citation data, determines which law enforcement agencies should be awarded grants to purchase equipment which will ultimately be used to drive down fatalities and injuries.

Law Enforcement Liaisons

Contact Information: Office of Highway Safety
Department of Public Safety
118 W Capitol Ave
Pierre, SD 57501

Project Number: 2017-03-19

Three individuals with law enforcement experience provide liaison services between the Office of Highway Safety and local law enforcement agencies. In FFY17, the Law Enforcement Liaisons (LELs) worked with law enforcement agencies to promote targeted traffic enforcement, high visibility mobilizations, and public education.

Each LEL has an assigned region encompassing the county and city law enforcement agencies in their region. This system is efficient in a widespread state by reducing the LELs travel time and expenses. The LELs monitor grant funded activities; provide resource materials to all agencies; and monitor traffic enforcement data submitted by law enforcement agencies.

In FFY17, the LELs were available to provide assistance to 66 county sheriff offices, 77 police departments, and 7 tribal law enforcement agencies. Of these, the following agencies received NHTSA funding in FFY17: 1 state police office, 24 sheriff offices, 20 police departments, and one tribal law enforcement agency.

This project is funded with Section 402 federal funds.

Project Contribution to Highway Safety Target:

This project provides administrative oversight and support.

Law Enforcement Overtime

Contact Information: Office of Highway Safety
Department of Public Safety
118 W Capitol Ave
Pierre, SD 57501

Funds were allocated for overtime to support sobriety checkpoints and saturation patrols during national mobilizations. Overtime was also used to do sustained traffic enforcement during high risk time frames identified in the project applications from law enforcement agencies. To qualify for overtime, agencies were required to identify a highway safety problem that could be addressed by enhancing traffic patrols.

Problem identification may include an analysis of crash reports and/or citation history for the jurisdiction covered. An increase in patrols makes enforcement more visible. High-visibility enforcement deters speeding and impaired driving by convincing the public that highways are monitored and offenders will be punished thereby reducing crashes.

Overtime was funded with Section 402 and 405(d) federal funds as appropriate to the activity performed.

Project Contribution to Highway Safety Target:

The Office of Highway Safety, using crash and citation data, determines which law enforcement agencies should be awarded grants to fund overtime enforcement activities which will ultimately be used to drive down fatalities and injuries.

Lawrence and Schiller, Media Contractor

Contact Information: Brittany Bunkers
 Lawrence & Schiller
 3932 South Willow Avenue
 Sioux Falls, SD 57105

Lawrence and Schiller is a full service advertising agency that assists the Office of Highway Safety in all of its advertising, social media, and other safety messaging activities.

This contract was funded through Section 154, 16, 402, and 2010 federal funds and through donated bonus ad placement.

Project Contribution to Highway Safety Target:

This project focused on public messaging of safety campaigns.

National EMS Information System (NEMSIS)

Contact Information: Marty Link
 Office of Rural Health/Emergency Medical Services
 600 E Capitol Ave
 Pierre, SD 57501

Project Number: 2017-02-19

The Office of Rural Health’s EMS Program recently acquired a new electronic patient care reporting (ePCR) system for statewide use available for all ambulance services. While approximately 20 services will utilize third party software, the majority of ambulance services in South Dakota cannot afford or lack expertise to customize a National EMS Information System (NEMSIS) compliant ePCR platform.

This project was funded with Section 405(c) federal funds.

Project Contribution to Highway Safety Target:

During FFY17, the EMS Program has logged over 1,000 hours learning, customizing, and promoting the new platform. As of September 2017, the new ePCR program was 95% customized. Ongoing customization and debugging will occur with the live system. This is a

common practice in the industry; feedback from EMS personnel will continue to refine the system until it is fully optimized.

South Dakota hospitals will also have access to ePCR records for any patient admitted to their facility. All designated trauma centers in South Dakota have been provided access to the new ePCR system. Trauma coordinators or their designee will have access to all patient identifiable pre-hospital reports to gather data, conduct quality control reviews, and promote feedback mechanisms for EMS providers.

Prairie View Prevention

Contact Information: Darcy Jensen
 Prairie View Prevention
 822 E 41st St
 Sioux Falls, SD 57105

Project Number: 2017-02-45

Parents Matter involves city and county government, law enforcement, school administrators, prevention specialists, parents, and youth in a public education campaign. The statewide coalition, coordinated by Prairie View Prevention developed strong, consistent, and positive messaging for parents, distributed through paid and earned media (TV and radio), developed a DVD and a website, and provided written materials. Past messages include effective, emotional testimonials from families who have lost a child in an alcohol related crash. This message has included a perspective on alcohol related injuries and parents who provide alcohol to kids. This program has continued to grow as it reaches more schools, parents, students and community members. Many parents are unsure or uncomfortable with talking to their child about underage drinking and driving.

This project was funded with Section 410HF federal funds.

Project Contribution to Highway Safety Target:

Parents Matter is a public education program that encourages parents to talk to their kids about drinking and driving before the most problematic time, prom and graduation. Several schools added the Parents Matter Campaign banner to their district website which allowed parents to access the Parents Matter, SafeSouthDakota.Com right from the school website. The printed Talking Points sheets for parents have been used at local fairs, back to school events and parent teacher conference this fall. All these efforts have continued to provide a means for a unified prevention campaign across the state. This project made contact with 162 school districts with 152,707 impressions on Facebook across South Dakota. There was a total of 33,527 letters sent to parents and 36,547 talking points sent to parents. There were a total of twelve schools that used the underage drinking prevention message at high risk times. Those schools included Baltic, Bennet County, Chamberlain, Crow Creek , Elk Point, Flandreau, Oglala Lakota County, Todd County, Yankton, Newell, Watertown and Rapid City.

The project goal of reducing the fatalities for youth in alcohol related crashes was met for the project. The goal was two fatalities and there was one fatality. The youth alcohol related injury project target was 54 and the actual number was 64 injuries.

Planning and Administration

Contact Information: Lee Axdahl
Office of Highway Safety
118 W Capitol Avenue
Pierre, SD 57501

Project Number: 2017-03-18

Funding for this project was provided by Section 402 federal funds and state match.

Project Contribution to Highway Safety Target:

This project provides administrative oversight and support.

Public Information Officer

Contact Information: Tony Mangan/Kristi Turman
Department of Public Safety
118 W Capitol Ave
Pierre, SD 57501

Project Number: 2017-03-22 and 2017-03-23

The PIO works closely with the Office of Highway Safety on media and public education activities. The PIO serves as liaison between the program and the media contractor and provides technical assistance to Office of Highway Safety projects that involve media or public education. During FFY17, the PIO focused on messaging involving impaired driving, speeding and seatbelt use. The South Dakota Office of Highway Safety, South Dakota Highway Patrol, and many local law enforcement agencies worked together in high-visibility saturation patrols and checkpoints focused on Memorial Day weekend, July 4th Holiday period and Labor Day weekend.

Beyond that, the PIO helped coordinate the three major highway safety campaigns including the May Seatbelt Mobilization, Labor Day Impaired Driving Mobilization, and Holiday Impaired Driving campaign and coordinated public information activities for other highway safety campaigns. The PIO directed the media contractor to develop and release appropriate public information in a timely fashion and assured it was focused on the target audience and was coordinated with the NHTSA Communication Calendar.

This project was funded with Section 402 and 405(d) federal funds.

Project Contribution to Highway Safety Target:

This project provides administrative oversight and support.

Seatbelt Survey – Administration and Analysis

Contact Information: Upper Great Plains Transportation Institute
North Dakota State University
NDSU Dept. 2880 PO Box 6050
Fargo, ND 58108-6050

Project Number: 2017-03-27

In FFY17, the Office of Highway Safety contracted with Upper Great Plains Transportation Institute, North Dakota State University (NDSU) to administer and analyze data for the annual seatbelt survey. The survey was administered in partnership with the EMT Association, described below.

The seatbelt portion of the survey was administered with established guidance from NHTSA including site selection, the manual and training for observers, coding forms, and schedule for observations.

This project was funded with Section 402 federal funds.

Project Contribution to Highway Safety Target:

NDSU received the data from the SD EMT Association, described below, performed the analysis, and produced the final report on the results of the survey. In 2017, the certified seatbelt usage rate in South Dakota was 74.8%, based on new survey methodology implemented by NHTSA.

Seatbelt Survey – Observational

Contact Information: Katherine Q Benton
SD EMT Association
300 S Courtland St #106
Chamberlain SD 57325

Project Number: 2017-03-27

The Office of Highway Safety contracted with the SD EMT Association for the observation portion of the annual seatbelt/motorcycle helmet survey. The Association provided EMT's to perform the observations at pre-determined sites and times. The data was gathered according to NHTSA protocols and provided to UGPTI for analysis (see above).

This project was funded with Section 402 federal funds.

Project Contribution to Highway Safety Target:

In 2017, the certified seatbelt usage rate in South Dakota was 74.8%, based on new survey methodology implemented by NHTSA. These surveys provide a guide post for future enforcement and messaging campaigns.

Sioux Empire Safety Village

Contact Information: Brenda Leiseth
Sioux Empire Safety Village
PO Box #90612
Sioux Falls, SD 57109

Project Number: 2017-02-30

The Sioux Empire Safety Village is dedicated to reducing alcohol related traffic deaths among youth in the state of South Dakota. By taking our Simulated Reality program to schools all

across the eastern part of South Dakota, young drivers are learning the consequences of impaired driving. There were several educational projects targeted to teens including our Simulated Reality and Midnight Ride programs and as well as our media campaigns. The Simulated Reality program brought the driving simulators and educational booklets to over 1,600 students throughout the eastern portion of South Dakota. The Midnight Ride crashed car program has been a wonderful addition to the Simulated Reality program. This display is of a car damaged in an impaired accident. Visible on the car is the story of what happened, statistics of the traffic deaths in SD and quotes to pull on the heartstrings.

This project was funded with Section 164 federal funds.

Project Contribution to Highway Safety Target:

The Safety Village's objective was to reduce the number of drivers age 20 and under involved in alcohol related crashes in SD by 2%, from a 5 year average of 131 to 128 by September 30, 2017. The five year average for the number of alcohol related crashes for drivers 20 and younger is 111.

South Dakota Broadcasters

Contact Information: Steve Willard, President
South Dakota Broadcasters Association
106 W. Capitol Avenue, Suite 7
Pierre, SD 57501

Project Number: 2017-03-26 and 2017-03-31

This is a nationally unique project that utilizes “paid public service announcements” placed on every broadcast station in South Dakota through the State Broadcasters Association. The contract with SDBA generates a minimum of 3 to 1 in match. In other words, for every one paid announcement, the broadcast stations place another 3+ announcements in their schedules. The match activity is well-documented by broadcast affidavits.

This project was funded with Section 154 and 410K8 federal funds.

Project Contribution to Highway Safety Target:

Because of this “extra” match activity, the Office of Highway Safety is able to maintain its S410 match for law enforcement agencies at 50%, rather than the 75% match required by NHTSA. This factor increases law enforcement participation in other areas of the S410 grant program.

South Dakota School of Mines and Technology – Safe Rides

Contact Information: Mary Jo Farrington
School of Mines and Technology
501 E St Joseph St
Rapid City, SD 57701

Project Number: 2017-02-24

To prevent college students from drinking and driving, this Safe Rides program provides prevention education and alternative transportation to college students. This program primarily serves four Black Hills area schools: School of Mines and Technology, National American

University, Oglala Lakota College, and Western Dakota Technical Institute. The coalition did open the project to include other SD students in Rapid City attending SDSU, School of Nursing and Black Hills State University. In addition to providing safe rides, the program supported alcohol prevention public education. Reaches over 4,000 students online and provides them with information on where to find alcohol free activities on and off campus and services related to alcohol and wellness.

This project is funded with Section 410HF federal funds.

Project Contribution to Highway Safety Target:

In FFY17, the project used a local taxi service to provide safe rides home for 463 students, which was a 14.89% increase from FFY16.

South Dakota State University – Safe Rides

Contact Information: Mariah Weber
 South Dakota State University
 1440 N Campus Drive, Room 104, Box 2818
 Brookings, SD 57007

Project Number: 2017-02-15

The South Dakota State University (SDSU) Safe Rides program focused on impaired driving education for SDSU students and provided alternative transportation for students to prevent impaired driving. Program education was provided through presentations in Residential halls and in classrooms; posters, promotional messaging in the Collegian newspaper and feedback from a self-assessment tool/survey administered to freshmen.

The SDSU Safe Ride program is a partnership between the SDSU Wellness Center, the SDSU Students' Association, Brookings Area Transit Authority (BATA), the SD Department of Highway Safety, and the City of Brookings, offering a safe transportation alternative to SDSU students, Brookings community members, and visitors. Safe Ride operates for approximately 31 weeks during the academic year (September-May). The program operates two routes (blue route and yellow route) on Wednesday, Friday, and Saturday evenings from 9pm until 3am and each route is completed approximately every 25 minutes. Routes focus on the more densely populated residential areas, the SDSU campus community, and downtown areas. Partnerships with local bars and businesses have been made and sponsorships have been solicited from businesses and civic organizations.

This project was funded with Section 410HF federal funds.

Project Contribution to Highway Safety Target:

The goal of the Safe Rides project was to reduce the number of people killed or injured in alcohol-related crashes in Brookings County by 5% from 16 to 15. During fiscal year 2017, there were 10 injuries and zero fatalities due to alcohol-related crashes in Brookings County. The number of riders for the 2017 grant year (October-May) totaled 18,063. This is a decrease of approximately 2,000 riders from the previous grant year. The reason for the decline was due to a reduction in concerts, special events, and home rivalry sporting events.

The number of students who attended UC 109 alcohol class programming remained steady during the 2017 grant year (2,240) as compared to the 2016 grant year (2,230). Education

included information on alcohol awareness, Safe Ride routes, phone number, and schedule. The number of students reached with HEROH peer education programming in 2016-2017 totaled 152 students. Programming included information on: alcohol awareness, consequences of underage drinking and impaired driving, & criminal record that will follow a person through their life in background checks for employment.

South Dakota Teen Court Association

Contact Information: Jennifer Stalley
South Dakota Teen Court Association
1351 N Harrison Ave
Pierre, SD 57501

Project Number: 2017-02-21

Teen Court programs have a proven record of positively impacting youth behaviors to reduce alcohol violations among high-risk youth and provide an opportunity to interact with high-risk youth in a constructive way. Teen Courts address specific alcohol violations by youth charged with an alcohol-related crime through education and preventative services.

This project was funded with Section 164 federal funds.

Project Contribution to Highway Safety Target:

During this project, 92% of the youth charged with alcohol-related offenses completed their sentences. This completion rate exceeds the project's goal of 80%. During the project, 8.8% of the youth who completed an alcohol-related sentence in the previous six months reoffended. Re-offenses include any violation, not just alcohol violations, during a six month period. This recidivism rate meets the project's goal of 15%. During this project, 77 youth were sentenced for alcohol-related violations and received alcohol prevention screening and/or education and 334 youth were sentenced for non-alcohol violations but received alcohol prevention screening and/or education. Seventy-one youth completed sentences for alcohol-related charges and an additional 206 completed alcohol prevention screening and/or education for non-alcohol-related charges.

Standing Rock Sioux Tribe

Contact Information: Haden Merkel
Standing Rock Sioux Tribe
111 2nd Street East
McIntosh, SD 57641

Project Number: 2017-00-08

Several years ago, the Standing Rock Sioux Tribe's Traffic Safety Office received a grant that allowed us to purchase Toughbook Rugged Laptops and scanners for use by the Corson County Sheriff's Office. The Toughbook made it easier for officers to report crash data accurately and efficiently. However, the license scanners that were purchased do not work with the TraCS system and officers have to spend additional time entering all the data manually. This additional desk time takes officers off of the roads and increases response times unnecessarily. It also leads to longer times between the crash and the report which affects the detail in which an officer can recall a crash.

This project was funded with Section 402 federal funds.

Project Contribution to Highway Safety Target:

As with many of our tribal partners, it is often times difficult to get accurate results due to the departure of certain staff people. The project director is no longer with the Standing Rock Highway Safety Office. According to the Corson County Sheriff's Office, the time that it takes to enter traffic crash information has decreased.

Traffic and Criminal Software (TraCS)

Contact Information: Lois Goff
Department of Public Safety
118 W Capitol Ave
Pierre, SD 57501

Project Number: 2017-03-28

Traffic and Criminal Software (TraCS) enables electronic crash report submission and electronic ticketing for law enforcement. TraCS greatly reduces the time for a crash report to be entered into the state crash database and eliminates many errors in crash reporting. This results in better information in the state accident database.

This project was funded with Section 405(c) federal funds.

Project Contribution to Highway Safety Target:

The state Highway Patrol has been using TraCS for crash reporting since FY2007. The Office of Highway Safety is expanding TraCS to county, city and tribal law enforcement agencies. Affinity Global Solutions is a contractor that provides TraCS training, installation and weekly maintenance for more than 110 local governmental law enforcement agencies. The web-based version of TraCS deployed across South Dakota and currently serves 109 law enforcement agencies.

Traffic Records Coordinating Committee (TRCC)

Contact Information: Lee Axdahl/Roland Loudenburg
Office of Highway Safety
Department of Public Safety
118 W Capitol Ave
Pierre, SD 57501

Project Number: 2017-03-17

The Traffic Records Coordinating Committee meets regularly to discuss ways to improve the traffic record system and coordinate the factions involved. Some of the topics of discussion include integration of case data from the United Judicial System with driver licensing records as well as linking NEMSIS and trauma system data, reducing the number of unknown roads in the state roadway inventory, enforcing suspended and revoked drivers licenses, electronic citations, and expansion of TraCS to local law enforcement.

This project was funded by Section 405(c) federal funds.

Project Contribution to Highway Safety Target:

This project coordinates the sharing and implementation of roadway safety data activity.

Traffic Safety Resource Prosecutor

Contact Information: Paul Bachand
Attorney General's Office
1302 E Hwy 14, Suite 1
Pierre, SD 57501

Project Number: 2017-02-44

The Traffic Safety Resource Prosecutor (TSRP) provides training, technical assistance, interagency liaison services, and expertise to prosecutors statewide, with emphasis on impaired driving cases. This assistance improves enforcement of impaired driving cases which reduces alcohol related fatalities.

Impaired driving cases can be complex; having assistance available to new prosecutors is essential. Some of the legal issues that may be involved in impaired driving cases include probable cause, Standardized Field Sobriety Testing, implied consent, breath/blood testing, vehicular homicide, and adjudication including treatment and blood or electronic monitoring. The TSRP responded to numerous requests from county and city governments to provide research and assistance regarding prosecution of DUI cases in their jurisdictions. 24/7 is a program of the state Attorney General's office to reduce recidivism among DUI offenders. The TSRP officer serves as the liaison between the state and NHTSA.

This project was funded with Section 164 federal funds.

Project Contribution to Highway Safety Target:

In FFY17, the Traffic Safety Resource Prosecutor provided training to three law enforcement agencies across the state regarding DUI blood draws. Assistance was provided to more than twelve prosecuting agencies across the state on impaired driving and other traffic cases. The annual DUI conference for prosecutors was held on May 3, 2017 that included training regarding field sobriety tests and recidivism statistics.

University of South Dakota Government Research Bureau

Contact Information: Dr. Shane Nordyke
USD Government Research Bureau
PO Box 530
Vermillion, SD 57069

Project Number: 2017-03-29 and 2017-03-30

The USD Government Research Bureau (GRB) used data provided by the Office of Highway Safety to draft the FFY18 Highway Safety Plan. To develop the Plan, GRB analyzed data from the state crash database, the seatbelt/helmet survey, and the data from the Department of Transportation.

This project was funded with Section 402 and 405(d) federal funds.

Project Contribution to Highway Safety Target:

The Plan projects estimates of future fatalities and injuries from traffic crashes, seatbelt use, and sets goals to track citation information. The Plan provides project descriptions that can favorably impact the performance goals as well as providing an annual budget.

University of South Dakota Safe Rides

Contact Information: Michele Turner
USD Student Counseling Center
Cook House 414 East Clark Street
Vermillion, SD 57069

Project Number: 2017-02-27

The University of South Dakota (USD) Safe Rides program focused on providing alternative transportation for students to prevent impaired driving. Randomly selected Safe Rides consumers were asked to not only rate their level of intoxication, but if they were diverted from driving that night. The USD Safe Rides Program collaborated with the alcohol prevention program at USD and provided education about alcohol use through peer programs and campus organizations.

This project was funded with Section410HF federal funds.

Project Contribution to Highway Safety Target:

During the project, Safe Rides provided a total of 12,732 rides and ran a total of 75 nights or 375 hours. There was zero University of South Dakota students injured or killed in alcohol involved traffic crashes in Vermillion during schedule Safe Rides nights. The goal of maintaining zero University of South Dakota students injured/killed in alcohol involved traffic crashes in Vermillion during scheduled Safe Rides nights was accomplished.

Volunteers of America, Dakotas

Contact Information: Eric Majeres
Volunteers of America, Dakotas
1309 W 51st St
Sioux Falls, SD 57105

Project Number: 2017-02-26; 2017-02-29; 2017-02-31

This project provides community outreach to local highway safety efforts. The project coordinator provides technical assistance and public education materials to community and school-based highway safety projects. The program partners with community prevention advocates and law enforcement to provide outreach to communities.

Public education campaigns developed by the project coordinator follow the NHTSA Communications Calendar. This program utilizes materials developed by the SD Office of Highway Safety, NHTSA, purchases commercially available material, or develops unique materials as needed. The coordinator generates interest and involvement in highway safety activities from local partners.

This project was funded with Section 402 and 405(d) federal funds.

Project Contribution to Highway Safety Target:

Volunteers of America, Dakotas Highway Safety Program provided print and electronic impaired driving safety information to school, community and law enforcement partners across the state. Communications were sent periodically throughout the year with an emphasis in December, July and September. The objective of reducing the total number of impaired driving fatalities to 45 by Sept. 30, 2017 was met. Actual number was 42 total fatalities. Safety communications were sent to 32 individual communities in all ten of the priority counties. The recorded consumer satisfaction rate was 93.3% for verbal presentations.

Volunteers of America, Dakotas Highway Safety Program provided print and electronic occupant safety information to school, community and law enforcement partners across the state. Communications were sent periodically throughout the year with an emphasis in November and May. The objective of reducing the total number of occupant fatalities in which no safety equipment was used to 68 by Sept. 30, 2017 was met. Actual number was 56 total fatalities. Safety communications were sent to 22 individual communities in all ten of the priority counties. The recorded consumer satisfaction rate was 93.3% for verbal presentations.

FFY17 Projects Not Implemented

Traffic Enforcement Training

Contact Information: Scott Rechtenbaugh
Law Enforcement Training Academy
1302 E Hwy 14, Suite 5
Pierre, SD 57501

Project Number: 2017-00-95

Reason project was not implemented:

The DUI Instructor course was to be held on March 21-25, 2016, but was cancelled due to low numbers.

Turner County Sheriff's Office

Project Number: 2017-00-29

Reason project was not implemented:

The need for the equipment became critical prior to the start of FFY17. The agency purchased the equipment with Sheriff's Office's own funds and no longer needed the Highway Safety grant.

Roadway Safety Committee

Contact Information: Office of Highway Safety
118 W Capitol Ave
Pierre, SD 57501

Project Number: 2017-03-24 and 2017-03-25

Reason project was not implemented:

There was not a project that required expending Roadway Safety funds.

**U.S. Department of Transportation National Highway Traffic Safety Administration
Federal Reimbursement Voucher**

State: South Dakota

Page: 1

2017-FINAL

Report Date: 12/28/2017

Reimbursement Info: Total: \$.00

For Approval

Claim Period: 09/30/2017 - 09/30/2017

Not Posted In DELPHI

Program Area	Project	Description	HCS Federal Funds Obligated	Share to Local Benefit	State/Federal Cost to Date	Federal Funds Expended	Fed Previous Amount Claimed	Fed Funds Claimed this Period
NHTSA								
NHTSA 402								
Planning and Administration								
	PA-2017-17-03-18	DPS-Highway Safety-P & A	\$103,077.86	\$0.00	\$187,824.20	\$103,077.86	\$103,077.86	\$0.00
		Planning and Administration Total	\$103,077.86	\$0.00	\$187,824.20	\$103,077.86	\$103,077.86	\$0.00
Emergency Medical Services								
	EM-2017-17-02-55	Office of Rural Health/EMS	\$69,500.40	\$69,500.40	\$69,500.40	\$69,500.40	\$69,500.40	\$0.00
		Emergency Medical Services Total	\$69,500.40	\$69,500.40	\$69,500.40	\$69,500.40	\$69,500.40	\$0.00
Occupant Protection								
	OP-2017-17-00-01	Edgar Match	\$0.00	\$0.00	\$309,224.00	\$0.00	\$0.00	\$0.00
	OP-2017-17-02-43	South Dakota EMS for Children-Occupant S	\$22,387.13	\$19,472.97	\$22,387.13	\$22,387.13	\$22,387.13	\$0.00
	OP-2017-17-03-27	DPS-Highway Safety-Seatbelt Survey	\$63,577.24	\$0.00	\$63,577.24	\$63,577.24	\$63,577.24	\$0.00
		Occupant Protection Total	\$85,964.37	\$19,472.97	\$395,188.37	\$85,964.37	\$85,964.37	\$0.00
Pedestrian/Bicycle Safety								
	PS-2017-17-02-28	South Dakota EMS for Children-Bike and P	\$39,280.84	\$39,280.83	\$39,280.84	\$39,280.84	\$39,280.84	\$0.00
		Pedestrian/Bicycle Safety Total	\$39,280.84	\$39,280.83	\$39,280.84	\$39,280.84	\$39,280.84	\$0.00
Community Traffic Safety Project								
	CP-2017-17-03-04	SD Office of Highway Safety-CO Community	\$36,091.18	\$0.00	\$36,091.18	\$36,091.18	\$36,091.18	\$0.00
	CP-2017-17-03-29	DPS-Highway Safety- Research and Plan	\$12,256.40	\$0.00	\$12,256.40	\$12,256.40	\$12,256.40	\$0.00
		Community Traffic Safety Project Total	\$48,347.58	\$0.00	\$48,347.58	\$48,347.58	\$48,347.58	\$0.00
Driver Education								
	DE-2017-17-03-12	DPS-Highway Safety-Driver Educ. Coordina	\$28,198.74	\$0.00	\$28,198.74	\$28,198.74	\$28,198.74	\$0.00
		Driver Education Total	\$28,198.74	\$0.00	\$28,198.74	\$28,198.74	\$28,198.74	\$0.00
Safe Communities								
	SA-2017-17-00-08	Standing Rock Sioux Tribe- TraCs-Scanner	\$1,251.75	\$1,251.75	\$1,251.75	\$1,251.75	\$1,251.75	\$0.00

**U.S. Department of Transportation National Highway Traffic Safety Administration
Federal Reimbursement Voucher**

State: South Dakota

Page: 2

Reimbursement Info: Total: \$.00

2017-FINAL

For Approval

Report Date: 12/28/2017

Claim Period: 09/30/2017 - 09/30/2017

Not Posted In DELPHI

Program Area	Project	Description	HCS Federal Funds Obligated	Share to Local Benefit	State/Federal Cost to Date	Federal Funds Expended	Fed Previous Amount Claimed	Fed Funds Claimed this Period
	SA-2017-17-02-31	Volunteers of America-LEL	\$15,503.48	\$15,503.48	\$15,503.48	\$15,503.48	\$15,503.48	\$.00
	SA-2017-17-03-07	DPS-Highway Safety Grant Management Syst	\$34,444.87	\$.00	\$34,444.87	\$34,444.87	\$34,444.87	\$.00
	SA-2017-17-03-19	DPS-Highway Safety-LEL	\$32,258.98	\$.00	\$32,258.98	\$32,258.98	\$32,258.98	\$.00
	SA-2017-17-03-22	DPS- Highway Safety-PIO	\$11,525.91	\$.00	\$11,525.91	\$11,525.91	\$11,525.91	\$.00
	Safe Communities Total		\$94,984.99	\$16,755.23	\$94,984.99	\$94,984.99	\$94,984.99	\$.00
	Speed Enforcement							
	SE-2017-17-00-07	Davison County Sheriff's Office-Speed Ov	\$5,135.30	\$5,135.30	\$5,135.30	\$5,135.30	\$5,135.30	\$.00
	SE-2017-17-00-10	Miller Police Department-Speed HS	\$7,041.96	\$7,041.96	\$7,041.96	\$7,041.96	\$7,041.96	\$.00
	SE-2017-17-00-15	Campbell County Sheriff's Office-HS Prog	\$2,316.00	\$2,316.00	\$2,316.00	\$2,316.00	\$2,316.00	\$.00
	SE-2017-17-00-16	Pennington County Sheriff's Office-Speed	\$17,538.66	\$17,538.66	\$17,538.66	\$17,538.66	\$17,538.66	\$.00
	SE-2017-17-00-19	Pierre Police Department-Speed Overtime	\$5,277.60	\$5,277.60	\$5,277.60	\$5,277.60	\$5,277.60	\$.00
	SE-2017-17-00-22	Stanley County Sheriff's Office-Slow Dow	\$5,965.34	\$5,965.34	\$5,965.34	\$5,965.34	\$5,965.34	\$.00
	SE-2017-17-00-25	Hot Springs Police Department-Speed	\$4,764.00	\$4,764.00	\$4,764.00	\$4,764.00	\$4,764.00	\$.00
	SE-2017-17-00-32	Union County Sheriff's Office-Speed	\$4,312.37	\$4,312.37	\$4,312.37	\$4,312.37	\$4,312.37	\$.00
	SE-2017-17-00-34	Hughes County Sheriff's Office-Speed	\$2,256.49	\$2,256.49	\$2,256.49	\$2,256.49	\$2,256.49	\$.00
	SE-2017-17-00-35	Huron Police Department-Speed	\$18,787.12	\$18,787.12	\$18,787.12	\$18,787.12	\$18,787.12	\$.00
	SE-2017-17-00-36	Groton Police Department-Speed	\$7,531.71	\$7,531.71	\$7,531.71	\$7,531.71	\$7,531.71	\$.00
	SE-2017-17-00-41	Beadle County Sheriff's Office-Speed	\$13,254.47	\$13,254.47	\$13,254.47	\$13,254.47	\$13,254.47	\$.00
	SE-2017-17-00-42	McPherson County Sheriff's Office-Speed	\$5,096.00	\$5,096.00	\$5,096.00	\$5,096.00	\$5,096.00	\$.00
	SE-2017-17-00-43	Brown County Sheriff's Office-Speed	\$14,167.43	\$14,167.43	\$14,167.43	\$14,167.43	\$14,167.43	\$.00
	SE-2017-17-00-44	Bennett County Sheriff's Office-Speed	\$4,929.76	\$4,929.76	\$4,929.76	\$4,929.76	\$4,929.76	\$.00
	SE-2017-17-00-45	Aurora County Sheriff's Office-Speed	\$7,261.40	\$7,261.40	\$7,261.40	\$7,261.40	\$7,261.40	\$.00
	SE-2017-17-00-46	Madison Police Department-Speed	\$2,271.89	\$2,271.89	\$2,271.89	\$2,271.89	\$2,271.89	\$.00
	SE-2017-17-00-49	Lincoln County Sheriff's Office	\$6,956.00	\$6,956.00	\$6,956.00	\$6,956.00	\$6,956.00	\$.00

**U.S. Department of Transportation National Highway Traffic Safety Administration
Federal Reimbursement Voucher**

State: South Dakota

Page: 3

2017-FINAL

Report Date: 12/28/2017

Reimbursement Info: Total: \$.00

For Approval

Claim Period: 09/30/2017 - 09/30/2017

Not Posted In DELPHI

Program Area	Project	Description	HCS Federal Funds Obligated	Share to Local Benefit	State/Federal Cost to Date	Federal Funds Expended	Fed Previous Amount Claimed	Fed Funds Claimed this Period
	SE-2017-17-00-55	Brookings County Traffic Enforcement-Spe	\$22,000.00	\$18,239.10	\$22,000.00	\$22,000.00	\$22,000.00	\$.00
	SE-2017-17-00-56	Corson County Sheriffs Office-Speed	\$5,976.60	\$5,976.60	\$5,976.60	\$5,976.60	\$5,976.60	\$.00
	SE-2017-17-00-58	Butte County Sheriff's Office-Speed	\$2,930.93	\$2,930.93	\$2,930.93	\$2,930.93	\$2,930.93	\$.00
	SE-2017-17-00-59	Hand County Sheriff's Office-Speed	\$6,042.37	\$6,042.37	\$6,042.37	\$6,042.37	\$6,042.37	\$.00
	SE-2017-17-00-61	Webster Police Department-Speed	\$3,500.00	\$3,500.00	\$3,500.00	\$3,500.00	\$3,500.00	\$.00
	SE-2017-17-00-62	North Sioux City Police Department-Traff	\$3,998.56	\$3,998.56	\$3,998.56	\$3,998.56	\$3,998.56	\$.00
	SE-2017-17-00-64	Vermillion Police Department-Traffic Saf	\$1,312.18	\$1,312.18	\$1,312.18	\$1,312.18	\$1,312.18	\$.00
	SE-2017-17-00-67	Clark County Sheriff's Office-Speed	\$4,707.60	\$4,707.60	\$4,707.60	\$4,707.60	\$4,707.60	\$.00
	SE-2017-17-00-68	Hamlin County Sheriff's Office-Speed	\$14,073.29	\$14,073.29	\$14,073.29	\$14,073.29	\$14,073.29	\$.00
	SE-2017-17-00-72	Brookings Police Department-Speed	\$11,606.56	\$11,606.56	\$11,606.56	\$11,606.56	\$11,606.56	\$.00
	SE-2017-17-00-73	Belle Fourche Police Department-Speed	\$8,798.47	\$8,798.47	\$8,798.47	\$8,798.47	\$8,798.47	\$.00
	SE-2017-17-00-75	Tea Police Department-Speed FOT	\$4,704.30	\$4,704.30	\$4,704.30	\$4,704.30	\$4,704.30	\$.00
	SE-2017-17-00-77	Whitewood Police Department-Speed	\$1,404.00	\$1,404.00	\$1,404.00	\$1,404.00	\$1,404.00	\$.00
	SE-2017-17-00-78	Yankton Police Department-Speed	\$1,600.00	\$1,600.00	\$1,600.00	\$1,600.00	\$1,600.00	\$.00
	SE-2017-17-00-80	Dewey County Sheriff's Office-Speed	\$7,560.00	\$7,560.00	\$7,560.00	\$7,560.00	\$7,560.00	\$.00
	SE-2017-17-00-82	Watertown Police Department-Safer Roads	\$18,613.50	\$18,613.50	\$18,613.50	\$18,613.50	\$18,613.50	\$.00
	SE-2017-17-00-83	DPS-South Dakota Highway Patrol Speed Gr	\$216,161.27	\$216,161.27	\$216,161.27	\$216,161.27	\$216,161.27	\$.00
	SE-2017-17-00-86	Summerset Police Department-Speed/seatbe	\$4,927.84	\$4,927.84	\$4,927.84	\$4,927.84	\$4,927.84	\$.00
	SE-2017-17-00-90	Sanborn County Sheriff's Office-Speed	\$3,000.00	\$3,000.00	\$3,000.00	\$3,000.00	\$3,000.00	\$.00
	SE-2017-17-00-91	Minnehaha County Sheriff's Office-Speed	\$19,792.57	\$19,792.57	\$19,792.57	\$19,792.57	\$19,792.57	\$.00
	SE-2017-17-00-97	Lake County Sheriff's Office-Speed	\$3,500.00	\$3,500.00	\$3,500.00	\$3,500.00	\$3,500.00	\$.00
	SE-2017-17-00-98	Box Elder Police Department-Speed	\$15,797.62	\$15,797.62	\$15,797.62	\$15,797.62	\$15,797.62	\$.00
	SE-2017-17-01-02	Oglala Sioux Tribe Department Of Public	\$8,131.20	\$8,131.20	\$8,131.20	\$8,131.20	\$8,131.20	\$.00
	SE-2017-17-01-04	Marshall County Sheriff's Office-Speed	\$3,347.94	\$3,347.94	\$3,347.94	\$3,347.94	\$3,347.94	\$.00

**U.S. Department of Transportation National Highway Traffic Safety Administration
Federal Reimbursement Voucher**

State: South Dakota

Page: 4

2017-FINAL

Report Date: 12/28/2017

Reimbursement Info: Total: \$.00

For Approval

Claim Period: 09/30/2017 - 09/30/2017

Not Posted In DELPHI

Program Area	Project	Description	HCS Federal Funds Obligated	Share to Local Benefit	State/Federal Cost to Date	Federal Funds Expended	Fed Previous Amount Claimed	Fed Funds Claimed this Period
	SE-2017-17-02-26	Volunteers of America-Hwy Safety	\$38,228.75	\$38,228.75	\$38,228.75	\$38,228.75	\$38,228.75	\$.00
	Speed Enforcement Total		\$566,579.05	\$562,818.15	\$566,579.05	\$566,579.05	\$566,579.05	\$.00
	<i>Paid Advertising</i>							
	PM-2017-17-03-13	DPS-Office of Highway Safety-Generic Med	\$257,007.12	\$.00	\$257,007.12	\$257,007.12	\$257,007.12	\$.00
	PM-2017-17-03-20	DPS-Highway Safety-Lawrence & Shiller	\$291,181.23	\$.00	\$291,181.23	\$291,181.23	\$291,181.23	\$.00
	Paid Advertising Total		\$548,188.35	\$.00	\$548,188.35	\$548,188.35	\$548,188.35	\$.00
	NHTSA 402 Total		\$1,584,122.18	\$707,827.58	\$1,978,092.52	\$1,584,122.18	\$1,584,122.18	\$.00
	<i>410 Alcohol SAFETEA-LU</i>							
	<i>410 Alcohol SAFETEA-LU</i>							
	K8-2017-17-00-01	EDGAR-MATCH	\$.00	\$.00	\$278,748.63	\$.00	\$.00	\$.00
	410 Alcohol SAFETEA-LU Total		\$.00	\$.00	\$278,748.63	\$.00	\$.00	\$.00
	<i>410 Alcohol SAFETEA-LU Paid Media</i>							
	K8PM-2017-17-03-31	South Dakota Broadcasters	\$92,916.21	\$.00	\$92,916.21	\$92,916.21	\$92,916.21	\$.00
	410 Alcohol SAFETEA-LU Paid Media Total		\$92,916.21	\$.00	\$92,916.21	\$92,916.21	\$92,916.21	\$.00
	410 Alcohol SAFETEA-LU Total		\$92,916.21	\$.00	\$371,664.84	\$92,916.21	\$92,916.21	\$.00
	<i>410 High Fatality Rate</i>							
	<i>410 High Fatality Rate</i>							
	K8FR-2017-17-00-01	EDGAR-MATCH	\$.00	\$.00	\$878,435.97	\$.00	\$.00	\$.00
	K8FR-2017-17-02-15	South Dakota State University-Safe Ride	\$60,003.90	\$60,003.90	\$60,003.90	\$60,003.90	\$60,003.90	\$.00
	K8FR-2017-17-02-24	SD School of Mines & Technology-Driving	\$22,050.97	\$22,050.97	\$22,050.97	\$22,050.97	\$22,050.97	\$.00
	K8FR-2017-17-02-27	University of South Dakota-USD Safety Ri	\$13,135.20	\$13,135.20	\$13,135.20	\$13,135.20	\$13,135.20	\$.00
	K8FR-2017-17-02-40	From the HEART Inc.-Get a Ride Don't Dri	\$26,624.29	\$26,624.29	\$26,624.29	\$26,624.29	\$26,624.29	\$.00
	K8FR-2017-17-02-45	Prairie View Prevention Services-Parents	\$129,826.16	\$129,826.16	\$129,826.16	\$129,826.16	\$129,826.16	\$.00
	K8FR-2017-17-03-10	DPS Office of Highway Safety-Alcohol Med	\$4,374.92	\$.00	\$4,374.92	\$4,374.92	\$4,374.92	\$.00

U.S. Department of Transportation National Highway Traffic Safety Administration

State: South Dakota

Federal Reimbursement Voucher

Page: 5

2017-FINAL

Report Date: 12/28/2017

Reimbursement Info: Total: \$.00

For Approval

Claim Period: 09/30/2017 - 09/30/2017

Not Posted In DELPHI

Program Area	Project	Description	HCS Federal Funds Obligated	Share to Local Benefit	State/Federal Cost to Date	Federal Funds Expended	Fed Previous Amount Claimed	Fed Funds Claimed this Period
	K8FR-2017-17-03-32	Department of Public Safety -Community O	\$18,375.00	\$0.00	\$18,375.00	\$18,375.00	\$18,375.00	\$0.00
	K8FR-2017-17-03-33	Department of Public Safety-Agate	\$18,421.55	\$0.00	\$18,421.55	\$18,421.55	\$18,421.55	\$0.00
	410 High Fatality Rate Total		\$292,811.99	\$251,640.52	\$1,171,247.96	\$292,811.99	\$292,811.99	\$0.00
	410 High Visibility							
	410 High Visibility							
	K8HV-2017-17-00-01	EDGAR-MATCH	\$0.00	\$0.00	\$466,853.01	\$0.00	\$0.00	\$0.00
	K8HV-2017-17-03-11	DPS- Highway Safety-Alcohol Media	\$155,617.67	\$0.00	\$155,617.67	\$155,617.67	\$155,617.67	\$0.00
	410 High Visibility Total		\$155,617.67	\$0.00	\$622,470.68	\$155,617.67	\$155,617.67	\$0.00
	2010 Motorcycle Safety							
	2010 Motorcycle Safety Incentive							
	K6-2017-17-03-16	SD DPS-Office of Highway Safety-Motorcyc	\$82,955.75	\$0.00	\$82,955.75	\$82,955.75	\$82,955.75	\$0.00
	2010 Motorcycle Safety Incentive Total		\$82,955.75	\$0.00	\$82,955.75	\$82,955.75	\$82,955.75	\$0.00
	2010 Motorcycle Safety Total		\$82,955.75	\$0.00	\$82,955.75	\$82,955.75	\$82,955.75	\$0.00
	154 Transfer Funds							
	154 Paid Media							
	154PM-2017-17-03-26	DPS Office of Highway Safety-SD Broadcas	\$78,458.79	\$78,458.79	\$78,458.79	\$78,458.79	\$78,458.79	\$0.00
	154PM-2017-17-03-34	Department of Safety -Lawrence and Skill	\$234,993.55	\$46,922.15	\$234,993.55	\$234,993.55	\$234,993.55	\$0.00
	154 Paid Media Total		\$313,452.34	\$125,380.94	\$313,452.34	\$313,452.34	\$313,452.34	\$0.00
	154 Transfer Funds Total		\$313,452.34	\$125,380.94	\$313,452.34	\$313,452.34	\$313,452.34	\$0.00
	164 Transfer Funds							
	164 Alcohol							
	164AL-2017-17-02-08	Minnehaha County State's Attorney's Offi	\$196,447.59	\$196,447.59	\$196,447.59	\$196,447.59	\$196,447.59	\$0.00
	164AL-2017-17-02-14	Office of Rural Health/EMS-Emergency Med	\$36,834.35	\$36,834.35	\$36,834.35	\$36,834.35	\$36,834.35	\$0.00
	164AL-2017-17-02-20	Pennington County State's Attorney's Off	\$228,583.55	\$228,583.55	\$228,583.55	\$228,583.55	\$228,583.55	\$0.00

**U.S. Department of Transportation National Highway Traffic Safety Administration
Federal Reimbursement Voucher**

State: South Dakota

Page: 6

2017-FINAL

Report Date: 12/28/2017

Reimbursement Info: Total: \$.00

For Approval

Claim Period: 09/30/2017 - 09/30/2017

Not Posted In DELPHI

Program Area	Project	Description	HCS Federal Funds Obligated	Share to Local Benefit	State/Federal Cost to Date	Federal Funds Expended	Fed Previous Amount Claimed	Fed Funds Claimed this Period
	164AL-2017-17-02-21	SD Teen Court Association-Underage Drink	\$42,600.00	\$42,600.00	\$42,600.00	\$42,600.00	\$42,600.00	\$.00
	164AL-2017-17-02-30	Sioux Empire Safety Village-Alcohol IDP	\$58,457.03	\$58,457.03	\$58,457.03	\$58,457.03	\$58,457.03	\$.00
	164AL-2017-17-02-33	Alliance for Substance Abuse Prevention,	\$8,850.84	\$8,850.84	\$8,850.84	\$8,850.84	\$8,850.84	\$.00
	164AL-2017-17-02-36	SD Department of Social Services-Alcohol	\$57,270.00	\$57,270.00	\$57,270.00	\$57,270.00	\$57,270.00	\$.00
	164AL-2017-17-02-37	SD Department of Social Services-Communi	\$91,036.94	\$91,036.94	\$91,036.94	\$91,036.94	\$91,036.94	\$.00
	164AL-2017-17-02-44	Traffic Safety Resource Prosecutor	\$61,361.65	\$61,361.65	\$61,361.65	\$61,361.65	\$61,361.65	\$.00
	164AL-2017-17-03-06	SD DPS-Office of Highway Safety-Communit	\$18,375.00	\$.00	\$18,375.00	\$18,375.00	\$18,375.00	\$.00
	164AL-2017-17-03-09	SD DPS-Office of Highway Safety-Alcohol	\$54,591.19	\$.00	\$54,591.19	\$54,591.19	\$54,591.19	\$.00
	164AL-2017-17-03-15	SD DPS-Office of Highway Safety-Judicial	\$25,068.14	\$.00	\$25,068.14	\$25,068.14	\$25,068.14	\$.00
	164AL-2017-17-03-21	SD DPS-Office of Highway Safety-Lawrence	\$420,000.00	\$.00	\$420,000.00	\$420,000.00	\$420,000.00	\$.00
	164 Alcohol Total		\$1,299,476.28	\$781,441.95	\$1,299,476.28	\$1,299,476.28	\$1,299,476.28	\$.00
	164 Hazard Elimination							
	164HE-2017-00-00-00	DOT Hazard Elimination	\$52,535.27	\$.00	\$52,535.27	\$52,535.27	\$52,535.27	\$.00
	164 Hazard Elimination Total		\$52,535.27	\$.00	\$52,535.27	\$52,535.27	\$52,535.27	\$.00
	164 Transfer Funds Total		\$1,352,011.55	\$781,441.95	\$1,352,011.55	\$1,352,011.55	\$1,352,011.55	\$.00
	MAP 21 405c Data Program							
	405c Data Program							
	M3DA-2017-17-00-01	EDGAR-MATCH	\$.00	\$.00	\$80,596.34	\$.00	\$.00	\$.00
	M3DA-2017-17-01-15	Sioux Falls Police Department -Crash Rep	\$18,000.00	\$18,000.00	\$18,000.00	\$18,000.00	\$18,000.00	\$.00
	M3DA-2017-17-02-19	Office of Rural Health/EMS	\$23,308.68	\$23,308.68	\$23,308.68	\$23,308.68	\$23,308.68	\$.00
	M3DA-2017-17-03-17	Office of Highway Safety	\$4,097.25	\$.00	\$4,097.25	\$4,097.25	\$4,097.25	\$.00
	M3DA-2017-17-03-28	Office of Highway Safety	\$276,979.43	\$.00	\$276,979.43	\$276,979.43	\$276,979.43	\$.00
	405c Data Program Total		\$322,385.36	\$41,308.68	\$402,981.70	\$322,385.36	\$322,385.36	\$.00
	MAP 21 405c Data Program		\$322,385.36	\$41,308.68	\$402,981.70	\$322,385.36	\$322,385.36	\$.00

**U.S. Department of Transportation National Highway Traffic Safety Administration
Federal Reimbursement Voucher**

State: South Dakota

Page: 7

2017-FINAL

Report Date: 12/28/2017

Reimbursement Info: Total: \$.00

For Approval

Claim Period: 09/30/2017 - 09/30/2017

Not Posted In DELPHI

Program Area	Project	Description	HCS Federal Funds Obligated	Share to Local Benefit	State/Federal Cost to Date	Federal Funds Expended	Fed Previous Amount Claimed	Fed Funds Claimed this Period
MAP 21 405d Impaired Driving Mid								
405d Mid Court Support								
	M5CS-2017-17-00-01	EDGAR-MATCH	\$.00	\$.00	\$ 300,602.52	\$.00	\$.00	\$.00
	405d Mid Court Support		\$.00	\$.00	\$ 300,602.52	\$.00	\$.00	\$.00
	Total							
405d Impaired Driving Mid								
	M5X-2017-17-00-09	Mitchell Police Department-South Central	\$ 11,896.37	\$ 11,896.37	\$ 11,896.37	\$ 11,896.37	\$ 11,896.37	\$.00
	M5X-2017-17-00-14	Pennington County Sheriff's Office HS	\$ 18,993.22	\$ 18,993.22	\$ 18,993.22	\$ 18,993.22	\$ 18,993.22	\$.00
	M5X-2017-17-00-18	Pierre Police Department DUI	\$ 7,507.14	\$ 7,507.14	\$ 7,507.14	\$ 7,507.14	\$ 7,507.14	\$.00
	M5X-2017-17-00-23	Campbell County Sheriff's Office DUI	\$ 172.50	\$ 172.50	\$ 172.50	\$ 172.50	\$ 172.50	\$.00
	M5X-2017-17-00-27	Rapid City Police Department DUI	\$ 119,881.65	\$ 119,881.65	\$ 119,881.65	\$ 119,881.65	\$ 119,881.65	\$.00
	M5X-2017-17-00-37	Sioux Falls Police Department Impaired D	\$ 356,227.12	\$ 356,227.12	\$ 356,227.12	\$ 356,227.12	\$ 356,227.12	\$.00
	M5X-2017-17-00-40	South Dakota Highway Patrol	\$ 46,063.71	\$ 46,063.71	\$ 46,063.71	\$ 46,063.71	\$ 46,063.71	\$.00
	M5X-2017-17-00-47	McPherson County Sheriff's Office	\$ 1,750.00	\$ 1,750.00	\$ 1,750.00	\$ 1,750.00	\$ 1,750.00	\$.00
	M5X-2017-17-00-52	Brookings County Sheriff's Office-Traffi	\$ 14,988.82	\$ 14,988.82	\$ 14,988.82	\$ 14,988.82	\$ 14,988.82	\$.00
	M5X-2017-17-00-53	Lincoln County Sheriff's Office ID	\$ 2,200.00	\$ 2,200.00	\$ 2,200.00	\$ 2,200.00	\$ 2,200.00	\$.00
	M5X-2017-17-00-57	Butte County Sheriff's Office ID	\$ 2,007.66	\$ 2,007.66	\$ 2,007.66	\$ 2,007.66	\$ 2,007.66	\$.00
	M5X-2017-17-00-60	Vermillion Police Department ID	\$ 1,893.23	\$ 1,893.23	\$ 1,893.23	\$ 1,893.23	\$ 1,893.23	\$.00
	M5X-2017-17-00-63	Groton Police Department	\$ 2,995.00	\$ 2,995.00	\$ 2,995.00	\$ 2,995.00	\$ 2,995.00	\$.00
	M5X-2017-17-00-69	Minnehaha County Sheriff's Office ID	\$ 7,329.29	\$ 7,329.29	\$ 7,329.29	\$ 7,329.29	\$ 7,329.29	\$.00
	M5X-2017-17-00-71	Belle Fourche Police Department ID	\$ 3,630.02	\$ 3,630.02	\$ 3,630.02	\$ 3,630.02	\$ 3,630.02	\$.00
	M5X-2017-17-00-76	Tea Police Department DUI	\$ 5,538.40	\$ 5,538.40	\$ 5,538.40	\$ 5,538.40	\$ 5,538.40	\$.00
	M5X-2017-17-00-79	Yankton Police Department ID	\$ 3,912.13	\$ 3,912.13	\$ 3,912.13	\$ 3,912.13	\$ 3,912.13	\$.00
	M5X-2017-17-00-81	South Dakota Highway Patrol Crash Reduct	\$ 203,212.54	\$ 203,212.54	\$ 203,212.54	\$ 203,212.54	\$ 203,212.54	\$.00
	M5X-2017-17-00-87	Brookings Police Department ID	\$ 1,527.38	\$ 1,527.38	\$ 1,527.38	\$ 1,527.38	\$ 1,527.38	\$.00

U.S. Department of Transportation National Highway Traffic Safety Administration

State: South Dakota

Federal Reimbursement Voucher

Page: 8

2017-FINAL

Report Date: 12/28/2017

Reimbursement Info: Total: \$.00

For Approval

Claim Period: 09/30/2017 - 09/30/2017

Not Posted In DELPHI

Program Area	Project	Description	HCS Federal Funds Obligated	Share to Local Benefit	State/Federal Cost to Date	Federal Funds Expended	Fed Previous Amount Claimed	Fed Funds Claimed this Period
	M5X-2017-17-00-96	Summerset Police Department ID	\$2,631.26	\$2,631.00	\$2,631.26	\$2,631.26	\$2,631.26	\$.00
	M5X-2017-17-00-99	Box Elder Police Department ID	\$18,360.85	\$18,360.85	\$18,360.85	\$18,360.85	\$18,360.85	\$.00
	M5X-2017-17-01-03	Marshall County Sheriff's Office DUI	\$1,527.92	\$1,527.92	\$1,527.92	\$1,527.92	\$1,527.92	\$.00
	M5X-2017-17-02-11	Unified Judicial System	\$289,496.92	\$289,496.92	\$289,496.92	\$289,496.92	\$289,496.92	\$.00
	M5X-2017-17-02-29	Volunteers of America	\$40,865.60	\$40,865.60	\$40,865.60	\$40,865.60	\$40,865.60	\$.00
	M5X-2017-17-03-14	Office of Highway Safety-ID Task Force	\$12,169.28	\$.00	\$12,169.28	\$12,169.28	\$12,169.28	\$.00
	M5X-2017-17-03-23	Office of Highway Safety-PIO	\$6,237.76	\$.00	\$6,237.76	\$6,237.76	\$6,237.76	\$.00
	M5X-2017-17-03-30	Office of Highway Safety USD Research	\$6,962.58	\$.00	\$6,962.58	\$6,962.58	\$6,962.58	\$.00
	M5X-2017-17-03-35	Mountaun Plains Evaluation-DUI 1st Progr	\$12,431.73	\$.00	\$12,431.73	\$12,431.73	\$12,431.73	\$.00
	405d Impaired Driving Mid Total		\$1,202,410.08	\$1,164,608.47	\$1,202,410.08	\$1,202,410.08	\$1,202,410.08	\$.00
	MAP 21 405d Impaired Driving Mid Total		\$1,202,410.08	\$1,164,608.47	\$1,503,012.60	\$1,202,410.08	\$1,202,410.08	\$.00
	FAST Act NHTSA 402 Planning and Administration							
	PA-2017-17-03-18	Office of Highway Safety- P&A	\$4,060.89	\$.00	\$7,399.58	\$4,060.89	\$4,060.89	\$.00
	Planning and Administration Total		\$4,060.89	\$.00	\$7,399.58	\$4,060.89	\$4,060.89	\$.00
	Occupant Protection							
	OP-2017-17-03-27	Office of Highway Safety- Seatbelt Surve	\$1,375.00	\$.00	\$1,375.00	\$1,375.00	\$1,375.00	\$.00
	Occupant Protection Total		\$1,375.00	\$.00	\$1,375.00	\$1,375.00	\$1,375.00	\$.00
	Community Traffic Safety Project							
	CP-2017-17-03-04	HS Community Outreach-402	\$76.29	\$.00	\$76.29	\$76.29	\$76.29	\$.00
	CP-2017-17-03-29	Office of Highway Safety- USD Government	\$674.10	\$.00	\$674.10	\$674.10	\$674.10	\$.00
	Community Traffic Safety Project Total		\$750.39	\$.00	\$750.39	\$750.39	\$750.39	\$.00
	Driver Education							
	DE-2017-17-03-12	Driver Education Coordinator	\$91.76	\$.00	\$91.76	\$91.76	\$91.76	\$.00

**U.S. Department of Transportation National Highway Traffic Safety Administration
Federal Reimbursement Voucher**

State: South Dakota

Page: 9

2017-FINAL

Report Date: 12/28/2017

Reimbursement Info: Total: \$.00

For Approval

Claim Period: 09/30/2017 - 09/30/2017

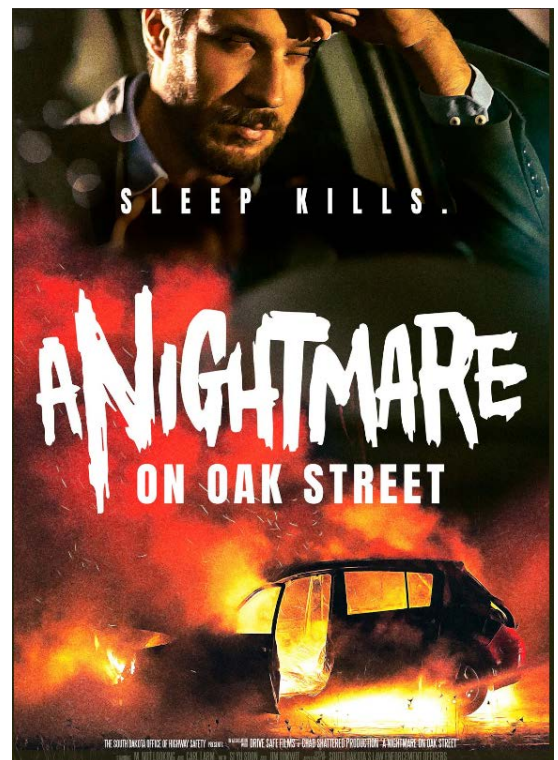
Not Posted In DELPHI

Program Area	Project	Description	HCS Federal Funds Obligated	Share to Local Benefit	State/Federal Cost to Date	Federal Funds Expended	Fed Previous Amount Claimed	Fed Funds Claimed this Period
		Driver Education Total	\$91.76	\$0.00	\$91.76	\$91.76	\$91.76	\$0.00
		<i>Safe Communities</i>						
	SA-2017-17-03-19	Law Enforcement Liaisons	\$123.47	\$0.00	\$123.47	\$123.47	\$123.47	\$0.00
	SA-2017-17-03-22	Highway Safety-PIO-402	\$58.35	\$0.00	\$58.35	\$58.35	\$58.35	\$0.00
		Safe Communities Total	\$181.82	\$0.00	\$181.82	\$181.82	\$181.82	\$0.00
		<i>Speed Enforcement</i>						
	SE-2017-17-00-83	DPS South Dakota Highway Patrol Speed Gr	\$35,492.94	\$35,492.94	\$44,975.28	\$35,492.94	\$35,492.94	\$0.00
		Speed Enforcement Total	\$35,492.94	\$35,492.94	\$44,975.28	\$35,492.94	\$35,492.94	\$0.00
		<i>Paid Advertising</i>						
	PM-2017-17-03-13	Office of Highway Safety-Generic Media	\$1,090.06	\$0.00	\$1,090.06	\$1,090.06	\$1,090.06	\$0.00
		Paid Advertising Total	\$1,090.06	\$0.00	\$1,090.06	\$1,090.06	\$1,090.06	\$0.00
		FAST Act NHTSA 402 Total	\$43,042.86	\$35,492.94	\$55,863.89	\$43,042.86	\$43,042.86	\$0.00
		NHTSA Total	\$5,441,725.99	\$3,107,701.08	\$7,853,753.83	\$5,441,725.99	\$5,441,725.99	\$0.00
		Total	\$5,441,725.99	\$3,107,701.08	\$7,853,753.83	\$5,441,725.99	\$5,441,725.99	\$0.00

Public Education Campaigns Examples for FFY2017







REAL STUDENT STORIES



ADAM

PIERRE, SD

A seatbelt saved Adam's life when his truck rolled outside of Pierre.



CASSIE

FREEMAN, SD

Cassie pledges to put her phone down after a distracted driving crash.



This project was printed on recycled paper.