



Texas Highway Safety Plan Annual Report

Fiscal Year 2018

Developed and Prepared by:
The Staff of the Behavioral Traffic Safety Section
TxDOT Traffic Safety Division
125 E. 11th Street
Austin, Texas 78701-2483
(512) 416-3200

12/31/2018





The Honorable Gregory W. Abbott
Governor, State of Texas

Mr. James M. Bass
Executive Director, Texas Department of Transportation
Governor's Highway Safety Representative

Mr. Michael A. Chacon, P.E.
Director, Traffic Safety Division
Texas Department of Transportation

Mr. George Villarreal, P.E.
Deputy Director, Traffic Safety Division
Texas Department of Transportation

Mr. Terry A. Pence
Behavioral Traffic Safety Section Director
Texas Department of Transportation



Table of Contents

EXECUTIVE SUMMARY	5
Traffic Safety Program	5
Funded Projects that Contribute to meeting State Performance Targets.....	5
Accomplishing Targets.....	8
Campaigns.....	8
Impacts of Hurricane Harvey.....	10
Continued enhancements to eGrants.....	10
Traffic Safety Program Training.....	11
Future Improvements	11
SECTION ONE - PROGRAM SUMMARY	15
Program Areas	16
Program Funding.....	16
Traffic Safety Organization	16
Evaluations, Reviews & Audits	20
Legislative Issues.....	20
SECTION TWO - CRASH DATA AND TRENDS.....	21
Challenges	22
Crash Summary.....	22
Problem Identification	23
Goals	23
Solutions.....	24
2017 Texas Motor Vehicle Crash Facts.....	24
Performance Measures	25

SECTION THREE - PROGRAM AREA REPORTS	72
Planning and Administration (PA-01)	73
Alcohol and Other Drug Countermeasures (AL-02).....	76
Emergency Medical Services (EM-03).....	111
Motorcycle Safety (MC-04).....	113
Occupant Protection (OP-05).....	118
Pedestrian and Bicyclist Safety (PS-06)	133
Police Traffic Services (PT-07).....	142
Speed Control (SC-08).....	150
Traffic Records (TR-09)	152
Driver Education and Behavior (DE-10)	159
Railroad / Highway Crossing (RH-11).....	174
Roadway Safety (RS-12)	176
Safe Communities (SA-13).....	179
School Bus (SB-14)	182
SECTION FOUR - PAID MEDIA REPORTS	184
FY 2018 Statewide Impaired Driving Campaign.....	185
FY 2018 Talk. Text. Crash. Distracted Driving Campaign “Heads up, Texas.”	213
FY 2018 Be Safe. Drive Smart. Campaign	217
FY 2018 <i>Save Me with a Seat</i> Child Passenger Safety Campaign.....	230
FY 2018 <i>Click It or Ticket</i> Public Information and Education Campaign	236
FY 2018 <i>Teen Click It or Ticket</i> Campaign.....	241
FY 2018 Motorcycle Safety Awareness <i>Look Twice for Motorcycles</i> Public Information & Education Campaign.....	247
SECTION FIVE - 2018 TEXAS TRAFFIC SAFETY AWARENESS SURVEY	251
Texas Statewide Traffic Safety Awareness Survey	252
SECTION SIX - FINANCIAL SUMMARY	301
SECTION SEVEN - NOTEWORTHY PROJECTS	305
Noteworthy Projects	306
APPENDIX A - PROJECT CROSS REFERENCES	323

EXECUTIVE SUMMARY

Traffic Safety Program

The Texas Traffic Safety Program at the Texas Department of Transportation (TxDOT) continued its mission of saving lives and preventing injuries through an extensive grants program. In 2018, there were 268 traffic safety projects in the program.

The \$130,379,009.78 expended in FY 2018 came from federal, state and local sources as follows:

- \$41,349,379.84 in federal funds
- \$11,355,968.39 in state funds
- \$77,673,661.55 in local funds

Federal Funding

Under the FAST Act, TxDOT applied for and received \$20,317,745.99 in Sections 402 funds. In addition, \$18,324,163.72 in Section 405 federal funding was received beyond the base 402 program. TRF-BTS developed a detailed Highway Safety Plan (HSP) and submitted it to NHTSA for FY 2018.

Funded Projects that Contribute to meeting State Performance Targets

Projects selected for funding by the Texas Traffic Safety Program demonstrate potential to contribute to meeting Texas' highway safety performance targets. In each program area, information has been provided for each individual project, including targets, and whether those targets were met. Individual project performance results are provided in *Section 3 – Program Area Reports* and *Appendix A – Project Cross References*. Within those sections, each objective and target is listed, and whether individual objectives were met by each project.

A summary of the abovementioned accomplishments is provided in the following table:

FY 2018 Highway Safety Performance Measures

Performance Measure Type	PM ID	Performance Measure	2018 Target	2017 Actual	Target Met?	% Difference (Target v Actual)
Core Outcome Measures	C-1	Traffic Fatalities 5 Yr. Average	3,704	3,605	✓	-2.67%
	C-2	Serious Injuries 5 Yr. Average	17,565	17,244	✓	-1.83%
	C-3	Fatalities per 100 MVMT (5 Yr. Avg.)	1.43	1.41*	✓	-1.40%
	C-3 (a)	Fatalities per 100 MVMT (Rural)	2.96	2.23*	✓	-24.66%
	C-3 (b)	Fatalities per 100 MVMT (Urban)	0.93	1.10*	✗	18.28%
	C-4	Unrestrained Passenger Vehicle Occupant Fatalities	937	869	✓	-7.26%
	C-5	Alcohol Impaired Fatalities	1,499	1,468	✓	-2.07%
	C-6	Speeding Related Fatalities	1,139	1,029	✓	-9.66%
	C-7	Motorcycle Fatalities	427	490	✗	14.75%
	C-8	Un-Helmeted Motorcycle Fatalities	214	243	✗	13.55%
	C-9	Young Drivers (20 or younger) involved in Fatal Crashes	477	466	✓	-2.31%
	C-10	Pedestrian Fatalities	589	607	✗	3.06%
C-11	Bicycle Fatalities	52	59	✗	13.46%	
Core Behavior Measure	B-1	Observed Seat Belt Usage Rate	91.63%	91.34%**	✗	-0.29%
Activity Measures	A-1	Seat Belt Citations		54,134**	N/A	
	A-2	Impaired Driving Arrests		4,542**	N/A	
	A-3	Speeding Citations		267,217**	N/A	

* 2016 data was used because 2017 data not available on FARS website.

** 2018 data was used because state data was available for 2018.

The most recent data for the prior year HSP is provided on the following table.

FY 2017 Highway Safety Performance Measures

Performance Measure Type	PM ID	Performance Measure	2017 Target	2017 Actual	Target Met?	% Difference (Target v Actual)
Core Outcome Measures	C-1	Traffic Fatalities 5 Yr. Average	3,886	3,605	✓	-7.23%
	C-2	Serious Injuries 5 Yr. Average	14,576	17,244	✗	18.30%
	C-3	Fatalities per 100 MVT (Total)	1.56	1.40	✓	-10.26%
	C-3 (a)	Fatalities per 100 MVT (Rural)	2.77	2.23	✓	-19.49%
	C-3 (b)	Fatalities per 100 MVT (Urban)	1.06	1.10	✗	3.77%
	C-4	Unrestrained Passenger Vehicle Occupant Fatalities	1,044	869	✓	-16.76%
	C-5	Alcohol Impaired Fatalities	1,515	1,468	✓	-3.10%
	C-6	Speeding Related Fatalities	1,275	1,029	✓	-19.29%
	C-7	Motorcycle Fatalities	487	490	✗	0.62%
	C-8	Un-Helmeted Motorcycle Fatalities	253	243	✓	-3.95%
	C-9	Young Drivers (20 or younger) involved in Fatal Crashes	436	466	✗	6.88%
	C-10	Pedestrian Fatalities	585	607	✗	3.76%
	C-11	Bicycle Fatalities	57	59	✗	3.51%
Core Behavior Measure	B-1	Observed Seat Belt Usage Rate	90.65%	91.93%	✓	1.41%
Activity Measures	A-1	Seat Belt Citations		54,037	N/A	
	A-2	Impaired Driving Arrests		5,110	N/A	
	A-3	Speeding Citations		290,197	N/A	

TxDOT evaluates the HSP Performance Measures annually. Based on the evaluation results, TxDOT looks at the progress being made, and also identifies areas that need further work. The data helps identify high-priority needs. TxDOT selects projects annually to address the State's Performance Measure Targets.

Crash Data

The 2003-2017 Texas Motor Vehicle Crash Statistics are posted at:
<http://www.txdot.gov/government/enforcement/annual-summary.html>

Accomplishing Targets

Education and Training

TxDOT funded a broad spectrum of education and training courses during 2018 including training for professionals to improve job performance.

Evidence-Based Enforcement Activities

Traffic safety enforcement covered the state in the effort to reduce crashes caused by speeding, alcohol and other drugs, running red lights and stop signs, distracted driving, and failure to use safety belts or child passenger safety seats.

In FY 2018, the evidence-based traffic safety enforcement program instituted by the TRF-BTS used high visibility enforcement practices supported by high visibility media campaigns to prevent traffic violations, crashes, crash fatalities, and injuries in areas most at risk for such incidents. TRF-BTS deploys resources based on analysis of crashes, crash fatalities, and injuries in areas of highest risk. Additionally, all enforcement agencies receiving grant funding must use a data-driven approach to identify the enforcement issues in their jurisdictions. To ensure enforcement resources were deployed effectively, law enforcement agencies were directed to implement evidence-based strategies. TxDOT used the NHTSA publication *Countermeasures that Work: A Highway Safety Countermeasure Guide for State Highway Safety Offices* as a guide for developing evidence-based enforcement strategies.

Texas was able to achieve significant results through projects selected through our evidence-based traffic safety enforcement program. The selected projects increased enforcement and public information and education activities across multiple program areas. The evidence-based program activities and results are described in *Section Three – Program Area Reports* (Alcohol pages 76-110, Occupant Protection pages 118-132, Police Traffic Services pages 142-149, and Speed Control pages 150-151), and *Appendix A – Project Cross References* (pages 324-361).

Campaigns

Click It or Ticket

According to the National Highway Traffic Safety Administration (NHTSA), Texas is one of only 23 states that have achieved at least 90 percent statewide seat belt usage. NHTSA also estimates that the *Click It or Ticket* initiative in Texas has saved 5,473 lives, prevented more than 95,500 serious injuries, and saved more than \$20.7 billion in related economic costs in the period from its inception in 2002. Before Click It or Ticket (CIOT) enforcement and public education efforts began in Texas in 2002, only 76% of Texans buckled up.

Results from a Texas A&M Transportation Institute survey conducted in June 2018 indicate 91.34% of Texans buckled up in 2018. In 2013, the State of Texas began using a new survey methodology to measure seat belt usage rate. This new survey instrument prevents a true comparison to usage rates measured in previous years. A re-sample of sites is required by NHTSA after five years of using the same sites; therefore caution should be used in interpreting the results of this year's survey as a singular indication of a downward trend.

Distracted Driving Campaign

Recognizing that distracted driving continues to be a problem in Texas as approximately 1 in 5 crashes involve distracted driving – a ratio that has not changed in the past three years – TxDOT launched a new iteration of its annual Talk. Text. Crash. public awareness program to help end the behavior.

The new “Heads up, Texas” Campaign was developed to address and discourage all forms of distracted driving when behind the wheel and was a clear call-to-action knowing that law enforcement officials are out there looking for drivers with their heads down. The phrase both called attention to the new law and to the road ahead, but it also encouraged drivers to be a part of the solution to choose to not drive distracted. “Heads up, Texas” sparked a series of new creative elements that thread throughout the entire campaign while also complementing the long-standing Talk. Text. Crash. Campaign.

Texas native and star of the hit CW series “Supernatural” Jensen Ackles partnered up with TxDOT to educate his fellow Texans on the dangers of distracted driving and to encourage them to stash their cell phones before getting on the road. His participation in the 2018 Distracted Driving Campaign included a video PSA that was promoted across social media as well as paid digital advertising, a radio PSA that ran on both traditional and online radio platforms, and interviews with Dallas Morning News and Austin American Statesman about why he supports TxDOT’s work to end distracted driving. Social media match generated by Jensen’s participation in the campaign came out to \$3,034,147.28. That’s 95% of all social media match for the entire 2018 campaign, including April’s National Distracted Driving Awareness Month activities.

Statewide Impaired Driving Campaign

No matter what time of year it is, it’s not hard for Texans to find a reason to celebrate. Whether its football games, the Christmas/New Year’s holidays or Spring Break, Texans love to get together and have a good time. Unfortunately, all too often this celebrating leads to DUI alcohol-related crashes and fatalities. In 2017 there were 24,269 alcohol related traffic crashes in Texas, resulting in 1,207 fatalities and 2,274 serious injuries.

Statistics continue to show that drivers between the ages of 18-39 are involved most often in DUI alcohol-related crashes. Those ages 21-29 skew highest as most likely to be involved in a DUI alcohol-related crash. Also, men continue to make up a significantly higher percentage of impaired driving crashes than women.

With any effective strategic branding campaign, you need a strong messaging strategy and an execution plan to deliver your message to your target audience. This new statewide impaired driving marketing campaign, combining what was previously six separate campaigns into a single year-long, fully-integrated statewide marketing campaign, speaks to the heart of the matter.... every single DUI alcohol-related crash is 100% avoidable if you make a plan for a sober ride before you start drinking.

Based on the overall campaign platform of Plan While You Can, which will be accompanied by a clear and direct safety or enforcement call-to-action (Don’t Drink and Drive & Drink. Drive. Go to Jail. respectively), a fully integrated campaign that could be tailored specifically to each seasonal flight: Holiday, Football, College & Young Adult, Spring Holidays, Faces of Drunk Driving, and Labor Day.

Earned media resulted in \$18,791,181.48 in added value and 355,238,471 impressions. Paid media match resulted in \$3,778,480.64 in added value and 487,298,647 impressions. With \$22,569,662.12 in total added value, the Statewide Impaired Driving Plan While You Can campaign delivered more than a 4:1 return on the \$4,000,000 investment.

Summary of Campaigns

TxDOT's traffic safety campaigns spanned the calendar. TxDOT conducted a series of successful traffic safety campaigns for Fiscal Year 2018 including:

- Click It or Ticket
- Teen Click It or Ticket
- Youth Occupant Protection
- *Talk.Text.Crash*. A Distracted Driving Campaign
- *Plan While You Can*. A statewide impaired driving prevention campaign that included the following targeted flights:
 - Football
 - Holiday
 - College and Young Adult
 - Spring Holidays
 - Faces of Drunk Driving
 - Labor Day
- Be Safe Drive Smart. A multi-focus campaign which includes:
 - General Topics
 - ❖ Pedestrian Safety
 - ❖ Drowsy Driving
 - ❖ School Zone Safety
 - ❖ Speeding
 - ❖ Winter Driving
 - ❖ Flash Flooding
 - Energy Sector Safety
 - I-35 Corridor
 - ❖ Work Zone Safety
- Share the Road / Look Twice / There's a Life Riding on It. A motorcycle awareness campaign.

Impacts of Hurricane Harvey

The effects of Hurricane Harvey on Texas' economy and communities were profound and the storm's impact on the state is still being felt in dozens of communities. Some Texas Traffic Safety grants were delayed in starting as communities continued to recover from the effects Harvey had on them.

Continued enhancements to eGrants

TxDOT's Traffic Safety Electronic Grants Management system, or eGrants, is a web-based solution for the application, scoring and ongoing management of the grants within the Texas Traffic Safety Program. With eGrants you can electronically:

- Create and submit grant proposals
- Manage grant projects
- Submit performance reports
- Submit requests for reimbursement
- Upload attachments

TxDOT is continuously making improvements to the eGrants system. In 2018, TxDOT

- Implemented electronic signatures for all grant types
- Completed modifications to the law enforcement grants program, including changing these STEP grants from being competitive to now being non-competitive
- Continued refining templates & tools used by staff for the review, scoring, and selection of grant proposals
- Continued making improvements as needed to Subgrantee project management tools
- Provided grant management training and assistance to eGrants users on processes and tools
- Analyzed and perfected performance & financial reporting features
- Coordinated efforts and made improvements to the payments interface between eGrants and TxDOT's financial system
- Worked with the NHTSA GMSS Team to test their new system in effort to minimize issues related to the transitioning of data between eGrants and GMSS. And, in July entered 2018 grant program information into GMSS to create & submit TxDOT's 2019 Texas Highway Safety Plan

Traffic Safety Program Training

Through the use of standard methodologies, field staff mentoring, and capturing best practices, TxDOT's Behavioral Traffic Safety Section will continue to perform at higher level than ever before and produce maximum results. With the increase in staffing levels (Behavioral Traffic Safety has been approved for 49 full-time employees), The Behavioral Traffic Safety Group will continue to be in a better position to support the demands of the program across the state of Texas. All 25 TxDOT district offices have at least one full time Traffic Safety Specialist, and group includes a number of new staff members. In addition to providing internal training such as the 16-hour Traffic Safety Grant Management Course, TxDOT has requested and been approved by TSI for four training courses in FY 2019. Texas is pleased to be hosting TSI to conduct the following courses at the TxDOT offices in 2019:

- *Highway Safety Planning and Grant Management* - April
- *Communications Skills for the Highway Safety Professional* - June
- *Pedestrian and Bicycle Safety Workshop* - July
- *Impaired Driving Program Management* - August

Future Improvements

Continued Focus on Alcohol-Related Fatalities

From 2016 – 2017, Texas experienced a slight decrease in alcohol-related fatalities from 1,478 in 2016 to 1,468 in 2017 (FARS). Alcohol continues to be a major contributing factor in traffic crashes and fatalities. Future program efforts need to continue to include education, training, and enforcement projects to address this problem.

Impaired Driving Assessment

Texas, in conjunction with NHTSA, underwent an Impaired Driving Assessment in FY 2015 and is planning how to best implement the recommendations from that assessment. The Texas DWI Task Force will continue to address all findings and review these and other NHTSA recommendations with the target to implement changes as deemed feasible.

Each year the Statewide Impaired Driving Task Force reviews the recommendations from the impaired driving assessment to gauge the current status. Texas plans to conduct another Impaired Driving Assessment in FY 2020.

Standardized Field Sobriety Testing (SFST) Assessment

TxDOT will conduct a SFST assessment for Texas in FY 2019.

Driver Education Assessment

Texas has never conducted a driver education assessment. Texas identified the need for a driver education assessment in the FY 2019 Request for Proposals. Unfortunately, no proposals were received for FY 2019 but we included it again in the FY 2020 Request for Proposals.

Share the Road

From 2016 – 2017, Texas experienced a slight decrease in motorcyclist fatalities from 495 in 2016 to 490 in 2017 (FARS). In 2017, motorcycles accounted for 13.2% of the fatalities, an increase from 12.9% in 2016, yet motorcycles still represent less than 2% of the vehicle mix. Of the 490 motorcycle driver or motorcycle passenger deaths in 2017, 49.6% of those killed were not wearing helmets. Additional attention needs to be placed on motorcycle training, being properly licensed, wearing protective equipment, impaired driving, and enhancing public information and education campaigns such as Share the Road to improve motorcycle safety. TxDOT plans to use additional state funding in addition to the federal funding in FY 2019.

Distracted Driving

The passage of the statewide texting and driving ban by the 85th Texas Legislature in 2017 brought a new responsibility for the Texas Traffic Safety Program: to inform Texas drivers about the new law, while continuing to educate and inform the traveling public about the dangers of distracted driving in all forms.

Pedestrian Safety

Texas experienced a decrease in pedestrian fatalities from 675 in 2016 to 607 in 2017. However, both of these numbers are in increase above the 549 pedestrian fatalities in Texas in 2015. TxDOT will continue to seek opportunities to develop programs, training, and education related to pedestrian safety.

Planning

The strategic planning process for the Traffic Safety Program involves the development of long- and short-term strategies. It provides the general mission of the Traffic Safety Program and is created through a process that includes input from TRF-BTS Project and Program Managers and other program partners. The process also includes the review of past and current data and trends; review of past performance with program area managers; meetings with and input from traffic safety partners; review of crash data analysis compiled by TxDOT and others; and validation of draft strategies and targets.

Partner/stakeholder input is gathered through various means including regular Traffic Records Coordinating Committee (TRCC) meetings; data analysis from traffic records (TxDOT and other State and local agencies); meetings of the Impaired Driving Task Force and the Motorcycle Safety Coalition; grant monitoring sessions; coalition meetings with local law enforcement and partners; meetings and information sharing with Federal partners such as NHTSA and FHWA; studies and research projects from universities and institutions of higher learning; and survey results from media campaigns and research institutes.

It is through the analysis and synthesis of these data and the stringent requirements placed on potential subgrantees and contractors that the State's traffic safety problems are identified and prioritized for inclusion in the annual HSP. Available information and data analysis are compiled to document data-driven problem identification, identification of emphasis program areas, and identification of other topics that need to be addressed with the overall goal of the reduction of crashes, injuries, and deaths on Texas' roadways.

The TRF-BTS remains in contact and coordinates with Texas A&M Transportation Institute and other stakeholders to update the SHSP and work towards to the goals identified in the SHSP. When goals are listed in the SHSP, especially the first three core measures, the HSP will mirror those goals in scope. When other goals in the SHSP are also listed in this HSP, when appropriate and reasonable, the HSP will mirror those goals as well. If goals required for the HSP are not present in the SHSP, then the TRF-BTS will employ goal setting for those particular program areas.

As a result, these two plans are synched and strive to align in as many areas as possible to ensure a common vision and direction. The charts containing the data for core measures is also contained in the Strategic Highway Safety Plan. The core measures contained in these plans match and have the identical outcomes.

TxDOT TRF-BTS continues to coordinate closely with the SHSP planning and development process. This coordination included participation in emphasis area teams, and assistance with the facilitation of 4 planning workshops around the state during 2018. These workshops provided stakeholders an opportunity to discuss traffic safety countermeasures and action plans.

The workshops were well-attended by participants who were active and engaged. They represented a wide range of state, local, and private agencies. Many participants had not been involved in SHSP development or implementation previously. The workshops helped increase knowledge of the SHSP across the specified regions and provided an opportunity to begin disseminating the consumer version of the SHSP, as well as a draft of the action plans for each Emphasis Area. To some extent, the participants selected different countermeasures addressing a range of topics from across the seven Emphasis Areas, which illustrates different traffic safety needs across the state. Thirty-two countermeasures were selected for discussion across the four workshops. Despite variation in countermeasure selection, challenges and barriers appear to be similar across Emphasis Areas and regions.

Implementation of the 2017-2022 Texas Strategic Highway Safety Plan (SHSP) began in the fall of 2017. An important component of the implementation process includes the development of action plans tailored to individual countermeasures within each of the seven Emphasis Areas: distracted driving, impaired driving, intersection safety, older road users, pedestrian safety, roadway and lane departures, and speeding. The information gathered from the workshops will be used to assist in the development of action plans.

In addition, TRF-BTS continues to work to further align the HSP with the SHSP by including SHSP goals in the HSP, and mirroring the SHSP's goals in scope.

Improved Crash Reporting

TxDOT continues to improve electronic reporting of crash data, using the Crash Reporting and Analysis for Safer Highways (CRASH) internet application to speed up the transfer of motor vehicle crash data from law enforcement agencies to TxDOT CRIS, an automated database used to compile and track crash data statewide. TxDOT and the TRCC will continue to improve the timeliness, accuracy, and availability of Texas' crash data as well as analysis of that data.

Senate Bill 312 mandates that all Peace Officer Crash Reports (CR-3) are to be submitted electronically, and will take effect in September 2019. This mandate is expected to aid TxDOT's efforts to improve crash reporting timeliness accuracy, and the availability of the data.

TxDOT is developing an application to assist investigating agencies that are currently submitting crash reports on paper, to submit crash reports electronically. This application will be available by the end of FY 2019 at the latest.

Traffic Records Assessment

The State's most recent assessment of the highway safety data and traffic records system was completed on May 15, 2018, which updated Texas' highway safety data and traffic records system to address each recommendation from an assessment conducted in March 2013.

The Assessment results and recommendations will be used to provide guidance on traffic record systems in Texas.

**SECTION ONE -
PROGRAM SUMMARY**



Program

The Texas Traffic Safety Program is managed by the Behavioral Traffic Safety Section (TRF-BTS) within the Traffic Safety Division (TRF) of the Texas Department of Transportation (TxDOT). The following table describes the primary mission, Target and strategy of the program.

Mission Statement	Target	Strategy
To operate in a manner that saves lives and prevents injuries.	Identify traffic safety problem areas to reduce the number and severity of traffic-related crashes, injuries, and fatalities.	The use of information, technology, resources and skills to identify priority traffic safety issues, plan initiatives, generate coordinated action, and evaluate and communicate results.
This directly supports the TxDOT mission: “Through collaboration and leadership, we deliver a safe, reliable, and integrated transportation system that enables the movement of people and goods”.		

Program Areas

Texas planned and implemented an extensive and diverse traffic safety program in FY 2018, with projects in the following program areas:

- | | |
|---|--|
| <i>01 - Planning and Administration (PA)</i> | <i>08 - Speed Control (SC)</i> |
| <i>02 - Alcohol and Other Drug Countermeasures (AL)</i> | <i>09 - Traffic Records (TR)</i> |
| <i>03 - Emergency Medical Services (EM)</i> | <i>10 - Driver Education and Behavior (DE)</i> |
| <i>04 - Motorcycle Safety (MC)</i> | <i>11 - Railroad / Highway Crossing (RH)</i> |
| <i>05 - Occupant Protection (OP)</i> | <i>12 - Roadway Safety (RS)</i> |
| <i>06 - Pedestrian/Bicycle Safety (PS)</i> | <i>13 - Safe Communities (SA)</i> |
| <i>07 - Police Traffic Services (PT)</i> | <i>14 - School Bus Safety (SB)</i> |

Program Funding

Funding is from the National Highway Traffic Safety Administration (NHTSA), a division of the U.S. Department of Transportation (USDOT). Traffic safety grants are awarded annually to state, local and non-profit agencies across Texas. Grants for FY 2018 were awarded based on the merits of the specific proposed project, relevance to the current traffic safety issues as identified by the state, and the approval of the Texas Transportation Commission and NHTSA.

On June 29th, 2017 the Texas Transportation Commission approved funding for the *FY 2018 Texas Highway Safety Plan (HSP)*, which described how federal highway safety funds would be programmed consistent with the guidelines, priority areas, and other Section 402 requirements.

Traffic Safety Organization

The Texas Traffic Safety Program is managed by the Behavioral Traffic Safety Section of TxDOT’s Traffic Safety Division; with program management staff located at Austin headquarters and traffic safety specialist field staff stationed across the state in support of the 25 TxDOT Districts. The organizational charts on the following pages show the hierarchy of the traffic safety team, Section, Division, and Agency.

(See Figures 1.1 – 1.3)

Behavioral Traffic Safety

December 18, 2018

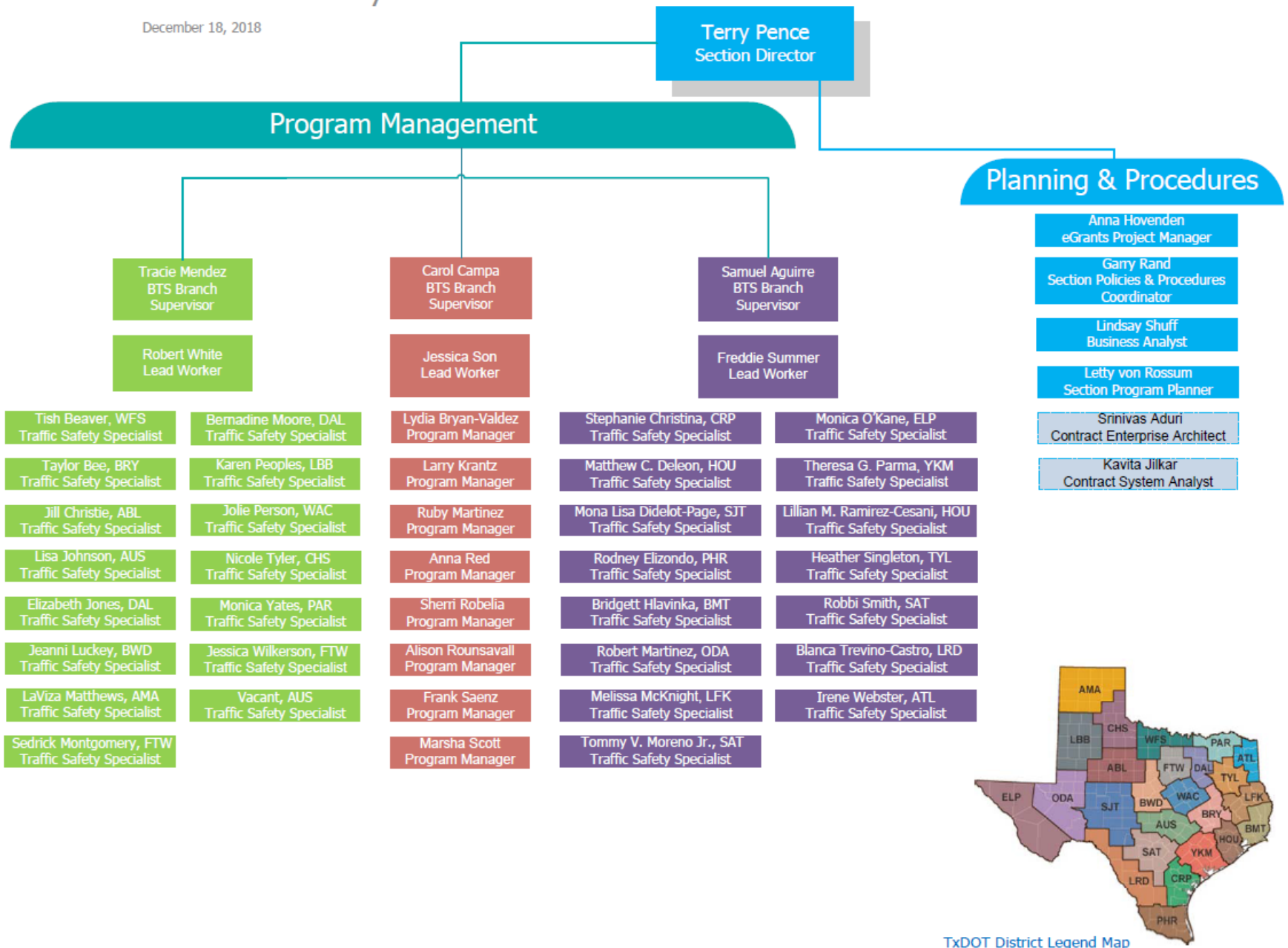


Figure 1.1: TxDOT Behavioral Traffic Safety Organizational Chart



**Texas Department of Transportation
Traffic Safety Division
December 10, 2018
Current Position Allocation 142**

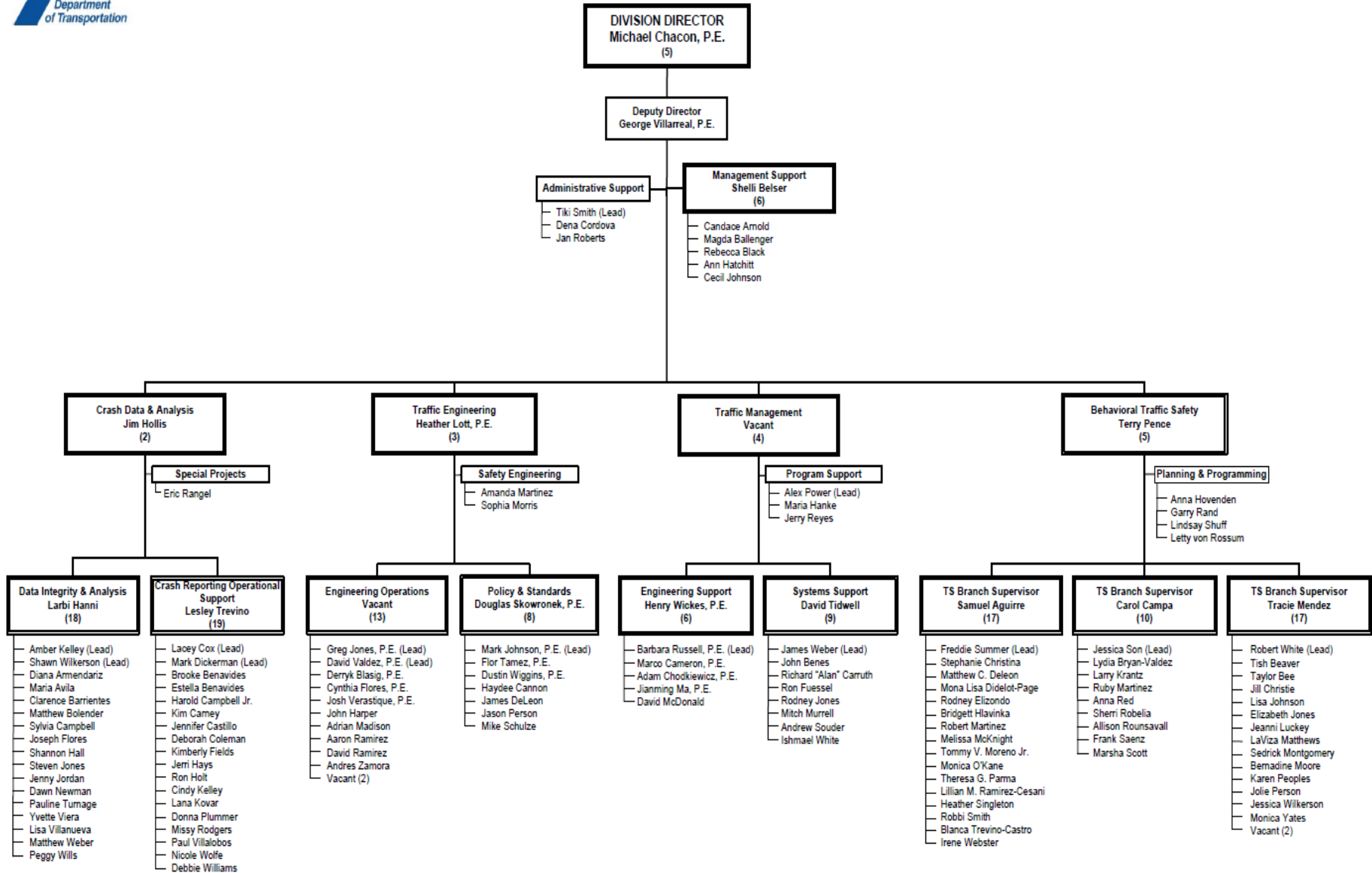


Figure 1.2: TxDOT Traffic Safety Division Organizational Chart



Texas Department of Transportation
Effective September 1, 2018

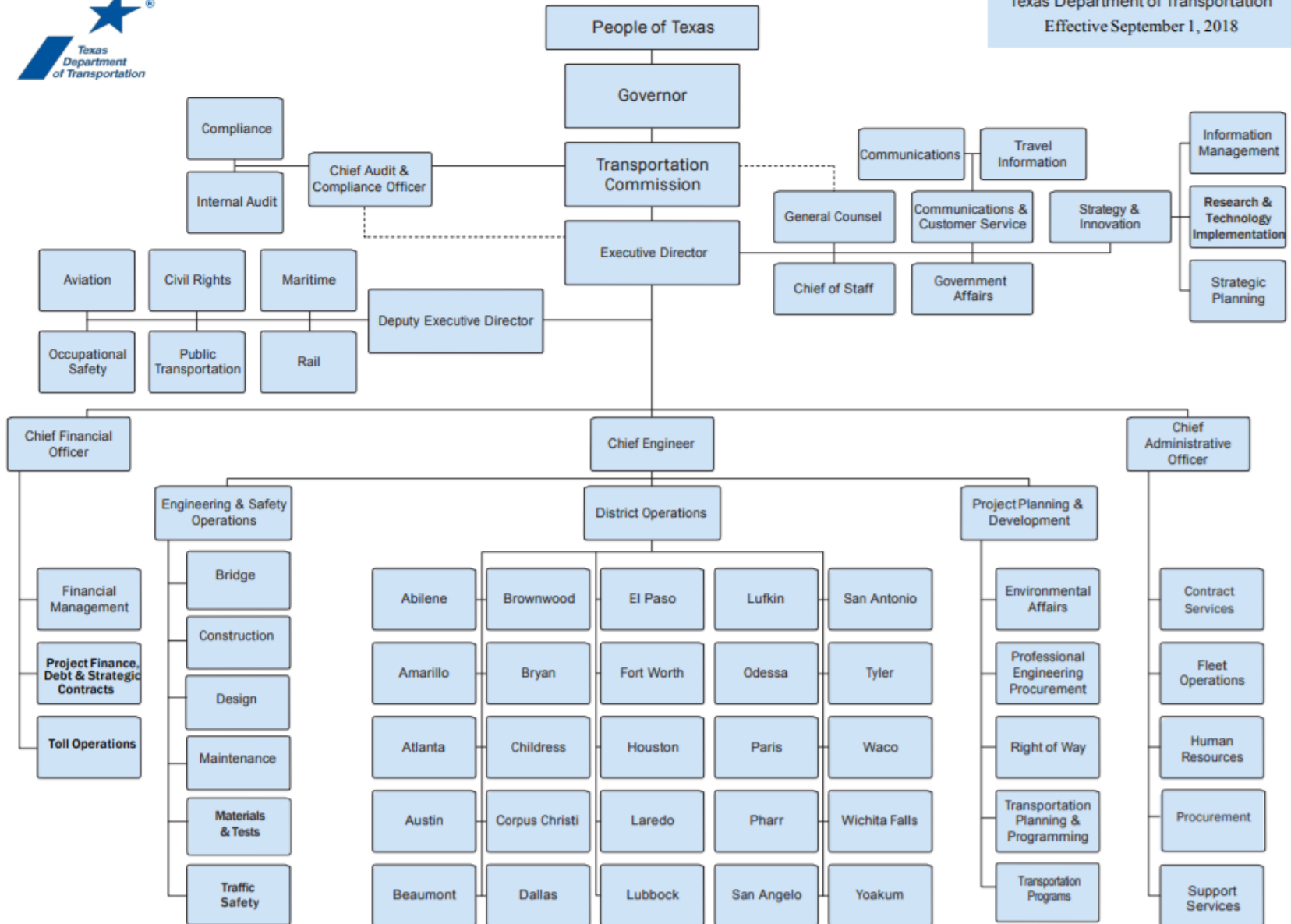


Figure 1.3: TxDOT Organizational Chart

Evaluations, Reviews & Audits

First and Last Voucher Review

NHTSA conducted the last voucher review of FY 2017 in January of 2018 and the first voucher review of FY2018 in March of 2018 to ensure that all expenses were vouchered adequately.

TxDOT

Internal Audit – Traffic Safety Monitoring Audit

An audit of the Texas Traffic Safety Program started in October 2018 by TxDOT's Compliance Division and is currently underway. It is estimated that the results will be available in January 2019.

Internal Audit – Grant Reimbursement

In FY 2018, TxDOT's Internal Audit Division conducted a follow-up to a Grant Management Closeout Reporting audit report issued in August 2017 to determine if a corrective action included in the Management Action Plan was implemented as agreed. The item was related to verification of local match amounts and it was closed.

Legislative Issues

The Texas Legislature did not meet during 2018. The legislature in Texas meets every two years. The 86th Texas Legislature will convene in January 2019. The text, history and status of all bills are located at:

<http://www.capitol.state.tx.us/>.

The State of Texas will detail, in the FY 2019 Annual Report, the traffic safety related bills that were submitted and the status of those bills.

**SECTION TWO -
CRASH DATA AND TRENDS**

Challenges

Alcohol-related Crashes

Crashes, injuries and fatalities caused by drunk drivers continue to be the major traffic safety problem in Texas. According to FARS data, Texas' alcohol-impaired driving fatality rate was greater than the national average rate each year for 2008 - 2017.

Occupant Protection

Based on statewide surveys completed by the Texas A&M Transportation Institute in June of 2018, 91.34% of Texans buckled up in 2018 compared to the 91.93% during 2017. Before Click It or Ticket (CIOT) enforcement and public education efforts began in Texas in 2002, only 76.1% of Texans buckled up. The substantial increase in the belt usage rate from 2002-2018 translates into an estimated 5,473 fewer Texans killed in traffic crashes and an estimated 93,500 fewer serious injuries on Texas roadways. The challenge for the future is to maintain our belt usage rate while devising new strategies to impact the "hard to reach" population. To accomplish this, TxDOT plans to implement a more robust occupant protection program, to include elements in high-visibility enforcement, training, regional task forces, and media. TxDOT will also work in conjunction with stakeholders and regional coalitions to increase the usage rates of seat belts and child restraints to reduce the incidence of unrestrained drivers and passengers, and associated injuries and deaths from these traffic crashes.

From 2002-2017, the use of safety belts in our state has saved the State of Texas and society an estimated \$20.7 billion in wage and productivity losses, medical expenses, administrative expenses, motor vehicle damage, employer costs, taxes, insurance premiums, travel delays and a measure of the value of lost quality of life. The economic impact was derived from using the average comprehensive costs on a per-injured-person basis from 2001 provided by the National Safety Council. These numbers were adjusted to actual fatality and injury numbers from motor vehicle crashes in Texas in 2001.

The significant improvement in safety belt use is attributed to increased enforcement, a large public information and education campaign, statewide increase in local community involvement, as well as strong campaign participation and support from the National Highway Traffic Safety Administration (NHTSA) Region 6.

Crash Summary

TxDOT has data from 2003 through 2017. FARS data for 2015 - 2017¹ is listed in the table below.

		2015	2016	2017
Number of Texas Fatalities	TxDOT Data	3,581	3,793	3,726
	FARS Data	3,582	3,797	3,722
Miles Driven in Texas (Millions)	TxDOT Data	258,122	271,263	272,981
	FARS Data	258,122	271,263	Not Available
Mileage Death Rate (Persons killed per 100 million vehicle miles traveled)	TxDOT Data	1.39	1.40	1.36
	FARS Data	1.39	1.40	Not Available
Texas Population	TxDOT Data	27,695,284	28,240,245	28,797,290
	FARS Data	27,429,639	27,862,596	28,304,596
Population Death Rate (Persons killed per 100,000 Texas Population)	TxDOT Data	12.93	13.43	12.94
	FARS Data	13.06	13.55	13.15

¹ Information was retrieved from <https://cdan.nhtsa.gov/SASStoredProcess/guest> on December 5, 2018.

Problem Identification

TxDOT and TRF coordinate the development and implementation of highway safety performance targets, strategies, and objectives for each program area based on the problems identified in each area. These problem areas are based on both the national issues identified by NHTSA, and the statewide issues specific to Texas. The crash data listed on the previous page is used to show the trends of these issues, and is used as a baseline to demonstrate improvement in each area. The agencies that Texas works with to identify these problem areas, and determine how to address them, include the following but are not limited to; AAA-Texas, AARP, MADD-Texas, Texas Department of Public Safety (TxDPS), Texas Department of State Health Services (DSHS), Texas A&M Transportation Institute (TTI), Texas Agrilife Extension Service, Texas Engineering Extension Service (TEEX), and the NHTSA Region 6.

Goals

For Fiscal Year 2018, the following goals were identified:

- To reduce the number of motor vehicle crashes, injuries and fatalities (Overall State Goals)
- To provide effective and efficient management of the Texas Traffic Safety Program (PA01)
- To reduce the number of alcohol impaired and driving under the influence of alcohol and other drug-related crashes, fatalities and injuries (AL-02)
- To reduce the number of DUI-related crashes where the driver is under age 21 (AL-02)
- To improve EMS care and support provided to motor vehicle trauma victims in rural and frontier areas of Texas (EM-03)
- To reduce the number of motorcyclist fatalities (MC-04)
- To increase occupant restraint use in all passenger vehicles and trucks (OP-05)
- To reduce the number of motor vehicle-related pedestrian and bicyclist fatalities (PS-06)
- To increase effective enforcement and adjudication of traffic safety-related laws to reduce fatal and serious injury crashes (PT-07)
- To reduce commercial motor vehicle crashes, injuries and fatalities involving vehicles with a vehicle body type of "Semi-Trailer" or "Truck Tractor." (PT-07)
- To reduce the number of speed-related fatal and serious injury crashes (SC-08)
- To improve the timeliness of, quality of, availability of, and linkages of traffic records data bases (TR-09)
- To increase public knowledge, perception and understanding of driver education and traffic safety for all road users (DR-10)
- To reduce the number of crashes and injuries related to distracted driving (DR-10)
- To reduce KAB crashes at railroad/highway crossings (RH-11)
- To reduce the number of traffic crashes, injuries, and fatalities in work zones per 100 million vehicle miles traveled (Overall State Goals)
- To reduce the number of traffic crashes, injuries, and fatalities in work zones. (RS-12)
- To increase knowledge of roadway safety and current technologies among people involved in engineering, construction, and maintenance areas at both the state and local level (RS-12)
- To establish integrated community traffic safety programs to prevent traffic-related fatalities and injuries (SA-13)
- To reduce school bus-related crashes, injuries and fatalities (SB-14)

Solutions

Based on this problem identification information, and the defined Targets, Texas works with state and local agencies, as well as public and private organizations to develop and submit project proposals designed to support those Targets and strategies. *Please refer to Section Three: Program Area Reports and Section Four: Paid Media Reports for more details.*

2017 Texas Motor Vehicle Crash Facts

<p>The Fatality Rate on Texas roadways for 2017 was 1.36 deaths per hundred million vehicle miles traveled. This is a 2.86% decrease from 2016</p>	<p>Based on reportable crashes in 2017:</p> <ul style="list-style-type: none"> ➤ 1 person was killed every 2 hours 21 minutes ➤ 1 person was injured every 2 minutes 04 seconds ➤ 1 reportable crash occurred every 59 seconds
<p>Texas experienced a decrease in the number of motor vehicle traffic fatalities. The 2017 death toll of 3,721 was a decrease of 1.92% from the 3,794 deaths recorded in 2016.</p>	<p>Of all persons killed in vehicles where restraint usage was applicable and usage was known in 2017, 40.1% were reported as not restrained when the fatal crash occurred.</p>
<p>There were 14,299 serious injury crashes in Texas in 2017 with 17,546 people sustaining a serious injury*.</p>	<p>254,853 persons were injured in motor vehicle traffic crashes in 2017.</p>
<p>The annual vehicle miles traveled in Texas during 2017 reached 274.580 billion, an increase of 1.22% over the 271.263 billion traveled in 2016</p>	<p>There were 501 motorcyclists (operators and passengers) killed in 2017. Fifty two percent (52%) of motorcyclists killed were not wearing helmets at the time of the crash.</p>
<p>Fatalities in traffic crashes in rural areas of the state accounted for 52.4% of the state's traffic fatalities. There were 1,950 deaths in rural traffic crashes.</p>	<p>Pedestrian fatalities totaled 614 in 2017. This is a 9.7% decrease from 2016.</p>
<p>Single vehicle, run-off the road crashes resulted in 1,313 deaths in 2017. This was 35.29 % of all motor vehicle traffic deaths in 2017.</p>	<p>Pedalcyclist fatalities totaled 57 in 2017. This is a 13.6% decrease from 2016.</p>
<p>In 2017 there were 761 people killed in crashes occurring in intersections or related to an intersection.</p>	<p>In 2017, there were 1,024 people killed in motor vehicle traffic crashes where a driver was under the influence of alcohol. This is 28% of the total number of people killed in motor vehicle traffic crashes.</p>
<p>There were 552 people killed in head-on crashes in 2017.</p>	<p>During 2017, more DUI - Alcohol crashes were reported in the hour between 2:00 am and 2:59 am than any other hour of the day. Also, more of these crashes occurred on Sunday than any other day of the week.</p>
<p>Friday, November 17th was the deadliest day in 2017 with twenty-six (26) persons killed in traffic crashes. July was the deadliest month with 352 persons killed.</p>	<p>In 2017, there were 449 people killed in crashes involving distracted driving. This is a 2% decrease from 2016.</p>

*Effective with the 2010 Annual Summary reports, the definition of "Serious Injury" was changed to only include "Incapacitating Injury". Therefore, Serious Injury data cannot be compared to prior years. Information contained in this report represents reportable data collected from Texas Peace Officer's Crash Reports (CR-3) received and processed by TxDOT as of April 20, 2018. Retrieved from http://ftp.dot.state.tx.us/pub/txdot-info/trf/crash_statistics/2017/01.pdf

Performance Measures

Texas performance measures for 2017 are outlined in Tables 2.1 – 2.15 by program area.

Table 2.1

Overall State Goals						
Goals	Strategies	Performance Measures	Reference	Baseline 2015/2016	Target 2018	Actual
To reduce the number of motor vehicle crashes, injuries and fatalities	All	1. Total Traffic Related Fatalities (FARS) (C-1)	Figure 1	3,380.6 Fatalities (2015 5-yr Avg., FARS)	3,703.8 Fatalities (2018 5-yr Avg., FARS)	3,605 Fatalities (2017 5-yr Avg., FARS)
		2. Total Traffic Related Fatal Crashes (FARS)	Figure 2	3,124 Fatal Crashes (2015, FARS)	3,436 Fatal Crashes (2018, FARS)	3,343 Fatal Crashes (2017, FARS Query)
		3. Total Serious Injuries (TxDOT) (C-2)	Figure 3	16,389.0 Total Serious Injuries (2015 5-yr Avg., CRIS)	17,565.4 Total Serious Injuries (2018 5-yr Avg., CRIS)	17,244 Total Serious Injuries (2017 5-yr Avg., CRIS)
		4. Fatalities Per 100 Million Vehicle Miles (FARS) (C-3)	Figure 4a	1.384 Fatalities Per 100 Million Vehicle Miles Traveled (2015 5-yr Avg., FARS)	1.432 Fatalities Per 100 Million Vehicle Miles Traveled (2018 5-yr Avg., FARS)	1.41 Fatalities Per 100 Million Vehicle Miles Traveled (2016 5-yr Avg., FARS)*
		5a. Rural Fatalities Per 100 Million VMT (FARS-Rural) (C-3a)	Figure 5	2.57 Rural Fatalities Per 100 Million VMT (2015, FARS)	2.96 Rural Fatalities Per 100 Million VMT (2018, FARS)	2.23 (2016, FARS)*
		5b. Urban Fatalities Per 100 Million VMT (FARS-Urban) (C-3b)	Figure 5	0.91 Urban Fatalities Per 100 Million VMT (2015, FARS)	0.93 Urban Fatalities Per 100 Million VMT (2018, FARS)	1.10 (2016, FARS)*
		6. Serious Injuries Per 100 Million VMT (CRIS)	Figure 6	6.710 Serious Injuries per 100 Million Vehicle Miles Traveled (2015 5-yr Avg., CRIS)	6.740 Serious Injuries per 100 Million Vehicle Miles Traveled (2018 5-yr Avg., CRIS)	6.44 Serious Injuries per 100 Million Vehicle Miles Traveled (2017, CRIS)

*2017 FARS data not available on FARS website

Table 2.2

01 Planning and Administration (PA)						
Goals	Strategies	Performance Measures	Reference	Baseline 2015/2016	Target 2018	Actual
To provide effective and efficient management of the Texas Traffic Safety Program	Provide training and assistance for local and statewide traffic safety problem identification.	7 a. Publication of Traffic Safety Program deliverable Annual Report. (TxDOT)	N/A	FY 2015 Annual Report	FY 2017 Annual Report	FY 2017 Annual Report
	Provide procedures and training on highway safety planning and project development.					
	Ensure availability of program and project management training.	7 b. Publication of Traffic Safety Program deliverable HSP (TxDOT)	N/A	FY 2016 Highway Safety Plan	FY 2018 Highway Safety Plan	FY 2018 Highway Safety Plan
	Review and update program procedures as needed.					
	Conduct periodic project monitoring and evaluation of traffic safety activities.	7 c. Publication of Traffic Safety Program deliverable response to Management Review (TxDOT)	N/A	-		
	Perform accurate accounting and efficient reimbursement processing.					
	Maintain coordination of traffic safety efforts and provide technical assistance.	8 a. Number of training sessions provided. (TxDOT)	N/A	1 FY 2015 Highway Safety Program Management Course	1 Highway Safety Program Management Course	1 <i>Managing Highway Safety Programs</i> Course 1 <i>TxDOT Traffic Safety Grant Management</i> Course
	Provide technical assistance and support for the Strategic Highway Safety Plan.	8 b. Number of training sessions provided. (TxDOT)	N/A	1 eGrants Training	1 eGrants Training	1 eGrants Proposal Training

Table 2.3

02 Alcohol and Other Drug Countermeasures (AL)						
Goals	Strategies	Performance Measures	Reference	Baseline 2015/2016	Target 2018	Actual
To reduce the number of alcohol impaired and driving under the influence of alcohol and other drug-related crashes, fatalities and injuries.	Increase and sustain high visibility enforcement of DWI laws.	9. Alcohol-Impaired Driving Fatalities (BAC=.08+) (C-5) (FARS)	Figure 7	1,323 Alcohol-Impaired Driving Fatalities (BAC=.08+) (FARS, 2015)	1,499 Alcohol-Impaired Driving Fatalities (BAC=.08+) (FARS, 2018)	1,468 Alcohol-Impaired Driving Fatalities (BAC=.08+) (FARS, 2017)
	Improve BAC testing and reporting to the State's crash records information system.	10. DUI Serious Injuries (CRIS)	Figure 8	2,696 DUI Serious Injuries (CRIS, 2016)	2,428 DUI Serious Injuries (CRIS, 2018)	2,536 DUI Serious Injuries (CRIS, 2017)
	Improve anti-DWI public information and education campaigns including appropriate bilingual campaigns.					
To reduce the number of DUI-related crashes where the driver is under age 21	Increase the number of law enforcement task forces and coordinated enforcement campaigns.	11. Alcohol-impaired VMT Fatality Rate (FARS)	Figure 9	0.51 Alcohol-impaired VMT Fatality Rate (FARS, 2015)	0.56 Alcohol-impaired VMT Fatality Rate (FARS, 2018)	0.44 Alcohol-impaired VMT Fatality Rate (FARS, 2017)
	Increase training for anti-DWI advocates. Increase intervention efforts.					
	Improve and increase training for law enforcement officers. Improve DWI processing procedures.					
	Improve adjudication and processing of DWI cases through improved training for judges, administrative license revocation judges, prosecutors, and probation officers. Increase the use of warrants for mandatory blood draws.	12. Percentage of Alcohol Fatalities To Total Fatalities (FARS)	Figure 10	38.0% of Total Fatalities that are Alcohol-impaired (FARS, 2015)	39.0% of Total Fatalities that are Alcohol-impaired (FARS, 2018)	39.0% of Total Fatalities that are Alcohol-impaired (FARS, 2017)
	Educate the public and stakeholders on the use of interlock devices and other alcohol monitoring technologies for DWI offenders.					
Improve education programs on alcohol and driving for youth.	13. Number of Impaired Driving Arrests on Grant Funded Enforcement Activities (TxDOT eGrants)	N/A	5,849 - No. of Impaired Driving Arrests on Grant Funded Enforcement Activities (eGrants, 2016)	No Target Set - No. of Impaired Driving Arrests on Grant Funded Enforcement Activities (eGrants, 2018)	4,542 Impaired Driving Arrests on Grant Funded Enforcement Activities (eGrants, 2018)	
Increase enforcement of driving under the influence by minors laws.						
	Increase public education and information, concentrating on youth age 5-13 and 14-20, including parent education on drinking.					

Table 2.4

03 Emergency Medical Services (EM)						
Goals	Strategies	Performance Measures	Reference	Baseline 2015/2016	Target 2018	Actual
To improve EMS care and support provided to motor vehicle trauma victims in rural and frontier areas of Texas.	To increase the availability of EMS training in rural and frontier areas.	14. Number of Students Trained in Initial and Advanced EMS Classes	N/A	1,380 Students Trained in Initial EMS Classes 154 Students Trained in Continuing EMS Classes	1,521 Students Trained in Initial EMS Classes 149 Students Trained in Continuing EMS Classes	1,875 Students Trained in Initial EMS Classes 188 Students Trained in Continuing EMS Classes

Table 2.5

04 Motorcycle Safety (MC)						
Goals	Strategies	Performance Measures	Reference	Baseline 2015/2016	Target 2018	Actual
To reduce the number of motorcyclist fatalities and un-helmeted injuries	Improve public information and education on motorcycle safety, including the value of wearing a helmet.	15. Number of motorcyclist fatalities (C-7) (FARS)	Figure 11	443 motorcyclist fatalities (FARS, 2015)	427 motorcyclist fatalities (FARS, 2018)	490 motorcyclist fatalities (FARS, 2017)
	Improve public information and education on the value of not operating a motorcycle while under the influence of alcohol and/or other drugs. Increase public information and education on motorists' responsibility pertaining to motorcycle safety.	16. Number of un-helmeted motorcyclist fatalities (C-8) (FARS)	Figure 11	231 un-helmeted motorcyclist fatalities (FARS, 2015)	214 un-helmeted motorcyclist fatalities (FARS, 2018)	243 un-helmeted motorcyclist fatalities (FARS, 2017)
	Increase rider education and training.	17. Number of Motorcycle Operators Killed with a BAC+.08 (CRIS)	Figure 12	88 Motorcycle Operators Killed with a BAC+.08 (CRIS, 2016)	70 Motorcycle Operators Killed with a BAC+.08 (CRIS, 2017)	115 Motorcycle Operators Killed with a BAC+.08 (CRIS, 2017)
	Improve education and awareness of motorcycle safety among law enforcement and EMS personnel, educators and state and local traffic engineers.	18. Number of Motorcycle Fatalities Per 100,000 Licensed Operators (CRIS/DPS)	Figure 13	45.80 Motorcycle Fatalities Per 100,000 Licensed Operators (CRIS/TxDPS, 2016)	40.80 Motorcycle Fatalities Per 100,000 Licensed Operators (CRIS/TxDPS, 2018)	42.60 Motorcycle Fatalities Per 100,000 Licensed Operators (CRIS/TxDPS, 2017)

Table 2.6

05 Occupant Protection (OP)						
Goals	Strategies	Performance Measures	Reference	Baseline 2015/2016	Target 2018	Actual
To increase occupant restraint use in all passenger vehicles and trucks	Sustain high visibility enforcement of occupant protection laws.	19. Number of unrestrained passenger vehicle occupant fatalities, all seat positions (C-4) (FARS)	Figure 14	859 unrestrained passenger vehicle occupant fatalities, all seat positions (FARS, 2015)	937 unrestrained passenger vehicle occupant fatalities, all seat positions.	869 unrestrained passenger vehicle occupant fatalities, all seat positions. (FARS, 2017)
	Increase public information and education campaigns.					
	Increase intervention efforts by healthcare professionals, teachers, and all safety advocates.	20. Observed seat belt usage for passenger vehicles, front outboard occupants (TTI)	N/A	91.61% Observed passenger vehicle outboard occupants (TTI, 2016)	91.63% Observed passenger vehicle outboard occupants (TTI, 2018)	91.34% Observed passenger vehicle outboard occupants (TTI, 2018)
	Concentrate efforts on historically low use populations.					
	Increase occupant protection education, training, and awareness of safety belt issues for law enforcement, judges and prosecutors.	21. Child Passenger Restraint Usage Rate (TTI)	N/A	86.3% Child Passenger Restraint Usage (TTI, 2016)	85.3% Child Passenger Restraint Usage	88.4% Child Passenger Restraint Usage (TTI, 2018)
	Increase training opportunities and retention of child passenger safety (CPS) technicians and instructors.					
	Increase EMS/fire department involvement in CPS fitting stations.	22. Number of Seat Belt Citations issued during Funded Enforcement (A-1) (TxDOT eGrants)	N/A	58,011 Seat Belt Citations issued during Funded Enforcement (TxDOT eGrants)	No Target Set - Seat Belt Citations issued during Funded Enforcement (TxDOT eGrants)	54,134 Seat Belt Citations issued during Funded Enforcement (TxDOT eGrants)
	Maintain CPS seat distribution programs for low income families.					

Table 2.7

06 Pedestrian and Bicycle Safety (PS)						
Goals	Strategies	Performance Measures	Reference	Baseline 2015/2016	Target 2018	Actual
To reduce the number of motor vehicle-related pedestrian and bicyclist fatalities and injuries	Increase public information and education on motorists' responsibilities pertaining to pedestrian and bicyclist safety.	23. Number of pedestrian fatalities (C-10) (FARS)	Figure 15	537 Pedestrian fatalities (FARS, 2015)	589 Pedestrian fatalities (FARS, 2018)	607 Pedestrian fatalities (FARS, 2017)
	Increase public information and education efforts on pedestrian and bicyclist safety.	24. Number of Pedestrian Serious Injuries (CRIS)	Figure 16	1,240 Pedestrian Serious Injuries (CRIS, 2016)	1,322 Pedestrian Serious Injuries (CRIS, 2018)	1,144 Pedestrian Serious Injuries (CRIS, 2017)
	Improve "walkability" and "bikeability" of roads and streets.					
	Improve data collection on pedestrian injuries and fatalities.	25. Number of Bicycle fatalities (C-11) (FARS)	Figure 17	50 Bicycle fatalities (FARS, 2015)	52 Bicycle fatalities (FARS, 2018)	59 Bicycle fatalities (FARS, 2017)
	Improve identification of problem areas for pedestrians	26. Number of Bicycle Serious injuries (CRIS)	Figure 18	320 Bicycle Serious injuries (CRIS, 2015)	337 Bicycle Serious injuries (CRIS, 2018)	334 Bicycle Serious injuries (CRIS, 2017)
		Number of Non-motorized Fatalities and Serious Injuries (FARS/CRIS)		1,836.0 Non-motorized Fatalities and Serious Injuries (FARS/CRIS, 2015 5-yr Avg)	2,150.6 Non-motorized Fatalities and Serious Injuries (FARS/CRIS, 2018 5-yr Avg)	2,046.0 Non-motorized Fatalities and Serious Injuries (FARS/CRIS, 2017 5-yr Avg)

Table 2.8

07 Police Traffic Services (PT)						
Goals	Strategies	Performance Measures	Reference	Baseline 2015/2016	Target 2018	Actual
<p>To increase effective enforcement and adjudication of traffic safety-related laws to reduce fatal and serious injury crashes</p> <p>To reduce commercial motor vehicle crashes, injuries and fatalities involving vehicles with a Gross Vehicle Weight Rating (GVWR) of 10,000 pounds or greater</p>	<p>Increase public education and information campaigns regarding enforcement activities.</p> <p>Increase and sustain enforcement of traffic safety-related laws.</p> <p>Provide technical and managerial support to local law enforcement agencies and highway safety professionals.</p>	<p>27. Number of Fatal Crashes in Intersections (CRIS)</p>	<p>Figure 19</p>	<p>745 Fatal Crashes in Intersections (CRIS, 2016)</p>	<p>743 Fatal Crashes in Intersections (CRIS, 2018)</p>	<p>695 Fatal Crashes in Intersections (CRIS, 2017)</p>
	<p>Increase and sustain high visibility enforcement of Intersection Traffic Control (ITC) laws.</p>	<p>28. Number of Serious Injury Crashes in Intersections (CRIS)</p>	<p>Figure 20</p>	<p>5,364 Serious Injury Crashes in Intersections (CRIS, 2016)</p>	<p>5,830 Serious Injury Crashes in Intersections (CRIS, 2018)</p>	<p>5,006 Serious Injury Crashes in Intersections (CRIS, 2017)</p>
	<p>Increase public information and education on intersection related traffic issues.</p> <p>Increase public information and education on sharing the road with commercial motor vehicles (CMV).</p> <p>Increase enforcement of commercial motor vehicle speed limits.</p>	<p>29. Number of Distracted Driving Related Fatal Crashes (CRIS)</p> <p>30. Number of Distracted Driving Related Serious Injury Crashes (CRIS)</p>	<p>Figure 21</p> <p>Figure 22</p>	<p>412 Distracted Driving Related Fatal Crashes (CRIS, 2016)</p> <p>2,511 Distracted Driving Related Serious Injury Crashes (CRIS, 2016)</p>	<p>420 Distracted Driving Related Fatal Crashes (CRIS, 2018)</p> <p>2,527 Distracted Driving Related Serious Injury Crashes (CRIS, 2018)</p>	<p>406 Distracted Driving Related Fatal Crashes (CRIS, 2017)</p> <p>2,366 Distracted Driving Related Serious Injury Crashes (CRIS, 2017)</p>

Table 2.9

08 Speed Control (SC)						
Goals	Strategies	Performance Measures	Reference	Baseline 2015/2016	Target 2018	Actual
To reduce the number of speed-related fatal and serious injury crashes	Increase and sustain high visibility enforcement of speed-related laws.	31. Number of Speeding Related fatalities (C-6) (FARS)	Figure 23	1,105 speeding-related fatalities (FARS, 2015)	1,139 speeding-related fatalities (FARS, 2018)	1,029 speeding-related fatalities (FARS, 2017)
	Provide community training on speed-related issues.	32. Number of Speeding Related Serious Injuries (CRIS)	Figure 24	2,252 Speeding Related Serious Injuries (CRIS, 2016)	2,194 Speeding Related Serious Injuries (CRIS, 2018)	2,193 Speeding Related Serious Injuries (CRIS, 2017)
	Increase public information and education concerning speed-related issues.	33. Number of Speeding Citations during Funded Enforcement Activities (eGrants)	N/A	298,046 Speeding Citations during Funded Enforcement Activities (eGrants)	No Target Set - Speeding Citations during Funded Enforcement Activities (eGrants)	267,217 Speeding Citations during Funded Enforcement Activities (eGrants)

Table 2.10

09 Traffic Records (TR)						
Goals	Strategies	Performance Measures	Reference	Baseline 2015/2016	Target 2018	Actual
To improve the timeliness of, quality of, availability of, and linkages of records between crash data bases	Improve the intake, tracking, analysis and reporting of crash data.	34. Number of crash records available for reporting within 30 days of the date of crash (CRIS)	N/A	595,901 crash records available for reporting within 30 days of the date of crash (CRIS, 2016)	607,879 crash records available for reporting within 30 days of the date of crash (CRIS, 2018)	593,701 crash records available for reporting within 30 days of the date of crash (CRIS, 2018)*
	Improve the integration of traffic records between state agencies and local entities.	35. Percentage of all crash reports entered into the database within 30 days after the crash (CRIS)	N/A	94.99% of all crash reports entered into the database within 30 days after the crash (CRIS, 2016)	95.99% of all crash reports entered into the database within 30 days after the crash (CRIS, 2018)	96.57% of all crash reports entered into the database within 30 days after the crash (CRIS, 2018)

* Number of Crash Records available is lower due to an overall reduction in crashes

Table 2.11

10 Driver Education and Behavior (DE)						
Goals	Strategies	Performance Measures	Reference	Baseline 2015/2016	Target 2018	Actual
To increase public knowledge, perception and understanding of driver education and traffic safety for all road users	Develop and implement public information and education efforts on traffic safety issues.	36. Number of Drivers Involved in Fatal Crashes Aged Under 21 (C-9) (FARS)	Figure 25	457 Drivers Involved in Fatal Crashes Aged Under 21 (C-9) (FARS, 2015)	477 Drivers Involved in Fatal Crashes Aged Under 21 (C-9) (FARS, 2018)	466 Drivers Involved in Fatal Crashes Aged Under 21 (C-9) (FARS, 2017)
	Provide assistance to update the drivers' education curriculum and administrative standards.	37. Number of Fatal crashes with a Driver Age 15 - 20 (CRIS)	Figure 26	436 Fatal crashes with a Driver Age 15 - 20 (CRIS, 2016)	444 Fatal crashes with a Driver Age 15 - 20 (CRIS, 2016)	448 Fatal crashes with a Driver Age 15 - 20 (CRIS, 2017)
	Conduct and assist local, state and national traffic safety campaigns.	38. Number of 16-20 Year Old DUI Driver Fatal and Serious Injury Crash Rate (100K Population) (CRIS/TxDPS)	Figure 27	13.02 rate of 16-20 Year Old DUI Driver Fatal and Serious Injury Crashes per 100K Population (CRIS, 2016)	13.02 rate of 16-20 Year Old DUI Driver Fatal and Serious Injury Crashes per 100K Population (CRIS, 2018)	11.82 rate of 16-20 Year Old DUI Driver Fatal and Serious Injury Crashes per 100K Population (CRIS, 2017)
	Implement and evaluate countermeasures to reduce the incidence of distracted driving.	39. Number of Urban Fatalities (FARS)	Figure 28	1,740 Urban Fatalities (FARS, 2015)	1,872 Urban Fatalities (FARS, 2018)	2,205 Urban Fatalities (FARS, 2017)
To reduce the number of crashes and injuries related to distracted driving.	Conduct public information and education campaigns related to distracted driving.	40. Number of Rural Fatalities (FARS)	Figure 28	1,769 Rural Fatalities (FARS, 2015)	2,013 Rural Fatalities (FARS, 2017)	1,504 Rural Fatalities (FARS, 2017)
	Improve the recording of distracted driving as a contributing factor on crash reports.					

Table 2.12

11 Railroad / Highway Crossing (RH)						
Goals	Strategies	Performance Measures	Reference	Baseline 2015/2016	Target 2018	Actual
To reduce KAB crashes at railroad/highway crossings	Increase education of law enforcement concerning laws governing railroad/highway crossings.	41. Number of Railroad Fatal Crashes (CRIS)	Figure 29	17 Railroad Fatal Crashes (CRIS, 2016)	11 Railroad Fatal Crashes (CRIS, 2018)	11 Railroad Fatal Crashes (CRIS, 2017)
	Increase public education and Information campaigns.	42. Number of Railroad Serious Injury Crashes (CRIS)	Figure 29	58 Railroad Serious Injury Crashes (CRIS, 2016)	69 Railroad Serious Injury Crashes (CRIS, 2018)	32 Railroad Serious Injury Crashes (CRIS, 2017)

Table 2.13

12 Roadway Safety (RS)						
Goals	Strategies	Performance Measures	Reference	Baseline 2015/2016	Target 2018	Actual
To reduce the number of traffic crashes, injuries, and fatalities in work zones per 100 million vehicle miles traveled	Increase public education and information on roadway safety.	43. Number of Work Zone Fatalities (CRIS)	Figure 30	181 Work Zone Fatalities (CRIS, 2016)	192 Work Zone Fatalities (CRIS, 2018)	203 Work Zone Fatalities (CRIS, 2017)
	Provide traffic safety problem identification to local jurisdictions.	44. Number of Work Zone Serious Injuries (CRIS)	Figure 30	749 Work Zone Serious Injuries (CRIS, 2016)	830 Work Zone Serious Injuries (CRIS, 2018)	814 Work Zone Serious Injuries (CRIS, 2017)
To increase knowledge of roadway safety and current technologies among people involved in engineering, construction, and maintenance areas at both the state and local level	Improve highway design and engineering through training.	45. Number of Large Truck Fatalities (CRIS)	Figure 31	436 Large Truck Fatalities (CRIS, 2016)	475 Large Truck Fatalities (CRIS, 2018)	447 Large Truck Fatalities (CRIS, 2017)
	Provide training on roadway safety issues.	46. Number of Large Truck Fatal Crashes (CRIS)	Figure 31	375 Large Truck Fatal Crashes (CRIS, 2016)	404 Large Truck Fatal Crashes (CRIS, 2018)	389 Large Truck Fatal Crashes (CRIS, 2017)

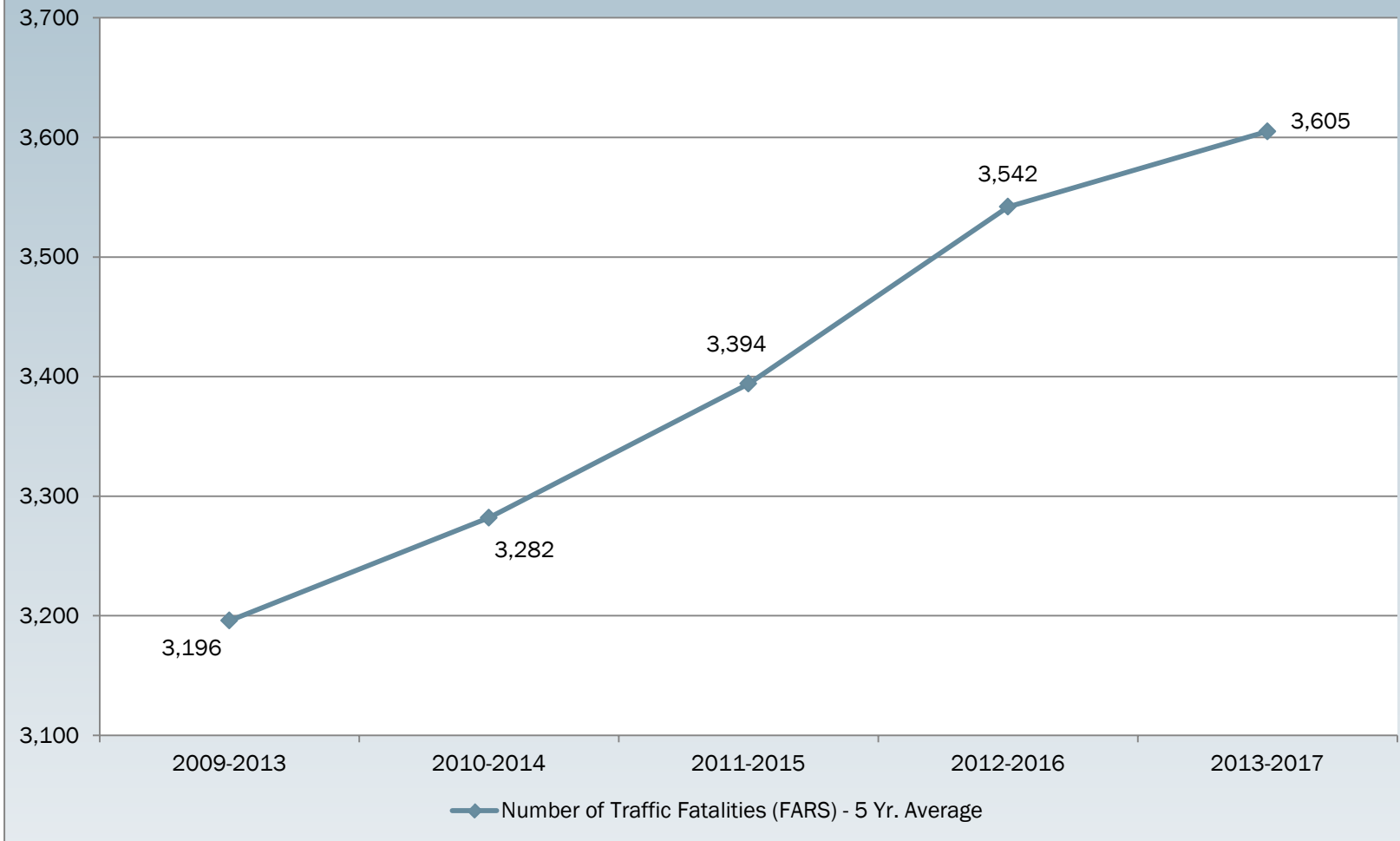
Table 2.14

13 Safe Communities (SA)						
Goals	Strategies	Performance Measures	Reference	Baseline 2015/2016	Target 2018	Actual
To establish integrated community traffic safety coalitions to prevent traffic-related fatalities and injuries	<p>Support Community Coalitions.</p> <p>Support statewide Community Coalitions by providing education, training, and coordination on how to initiate and conduct community based traffic safety programs and how communities can become designated as a Texas Community Coalition.</p>	47. Increase the number of Community Coalitions in the State of Texas	N/A	13 Coalitions	19 Coalitions	18 Coalitions

Table 2.15

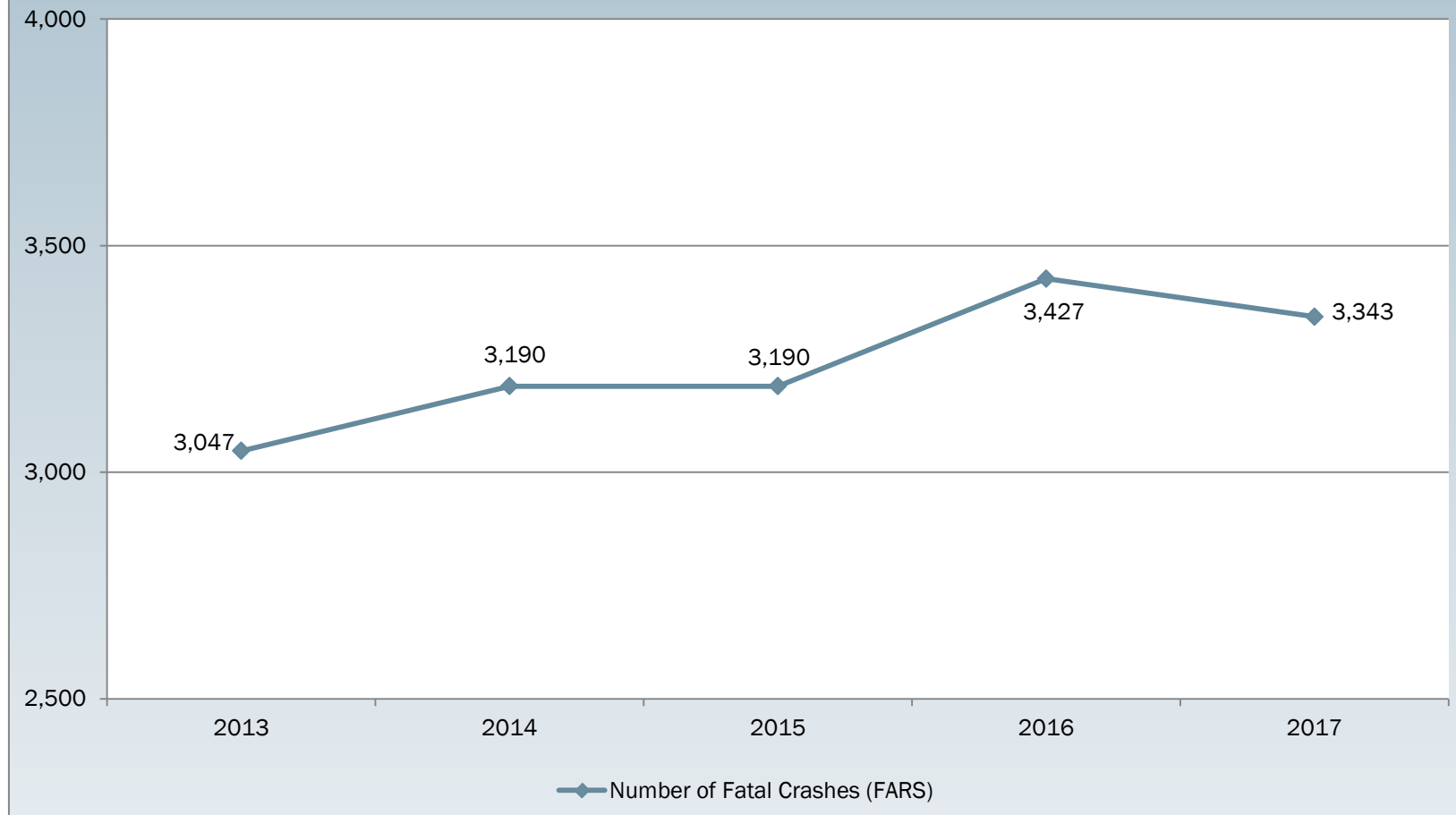
14 School Bus Safety (SB)						
Goals	Strategies	Performance Measures	Reference	Baseline 2015/2016	Target 2018	Actual
To reduce School bus-related crashes, injuries and fatalities	<p>Provide safe school bus operation training for school bus drivers.</p> <p>Provide public information and education campaigns to promote safe motor vehicle operations around school buses.</p>	48. Number of School Bus Passenger Fatalities (5 yr Moving Average) (CRIS)	Figure 32	1.60 School Bus Passenger Fatalities (5 yr Moving Average) (CRIS, 2016)	2.00 School Bus Passenger Fatalities (5 yr Moving Average) (CRIS, 2018)	1.40 School Bus Passenger Fatalities (5 yr Moving Average) (CRIS, 2017)

Performance Measure #1 Figure 1: Number of Traffic Fatalities (FARS)



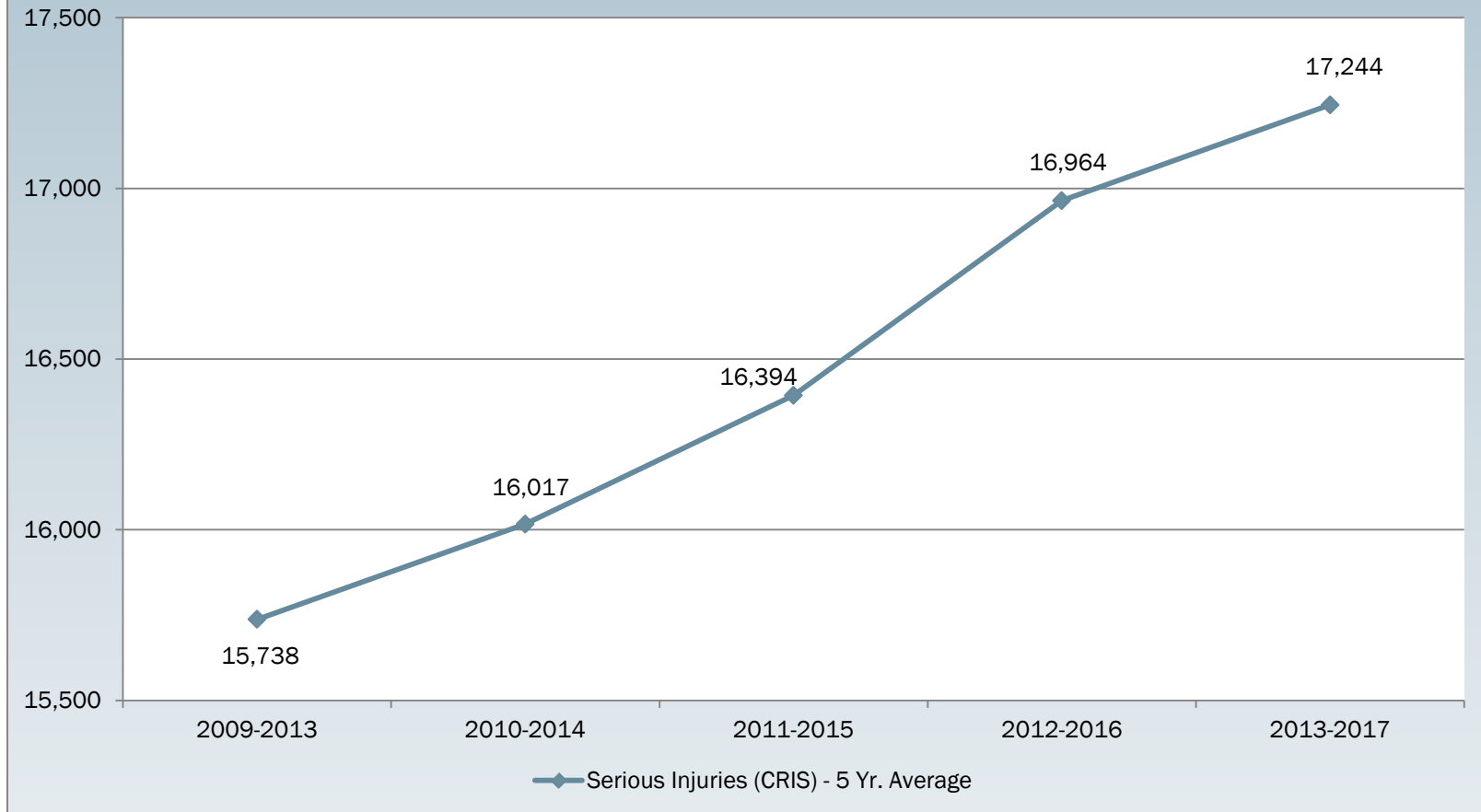
Source: FARS. Retrieved From: <https://cdan.nhtsa.gov/SASStoredProcess/guest>

Performance Measure #2
Figure 2: Number of Traffic Related Fatal Crashes (FARS)



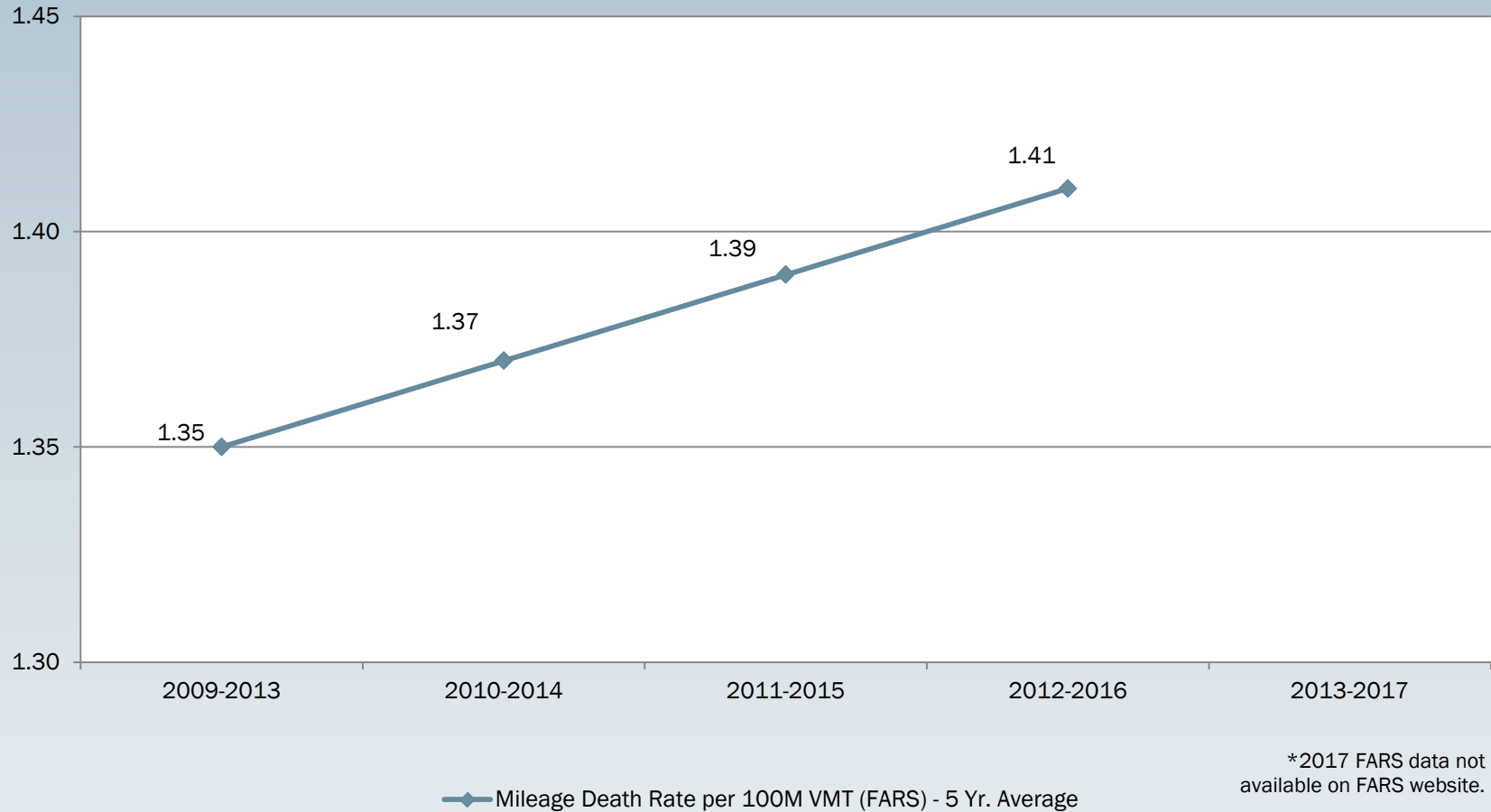
Source: FARS. Retrieved From: <https://cdan.nhtsa.gov/SASStoredProcess/quest>

Performance Measure #3 Figure 3: Number of Serious Injuries in Traffic Crashes (CRIS)



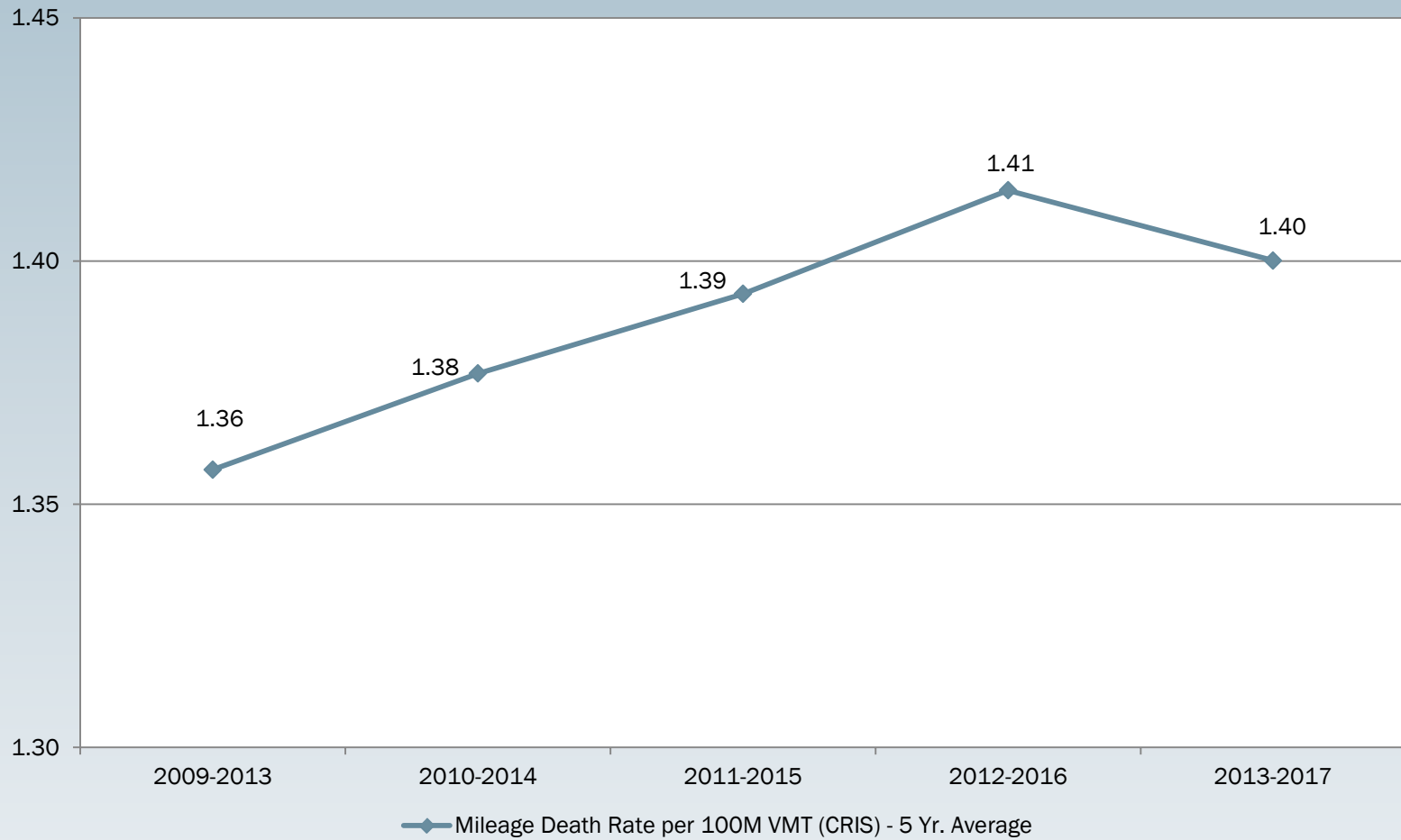
Source: CRIS. Information Contained in this report represents reportable data collected from Texas Peace Officer's Crash Reports (CR-3) Received and processed by the Department as of November 29, 2018.

Performance Measure #4 Figure 4a: Mileage Death Rate per 100M VMT (FARS)



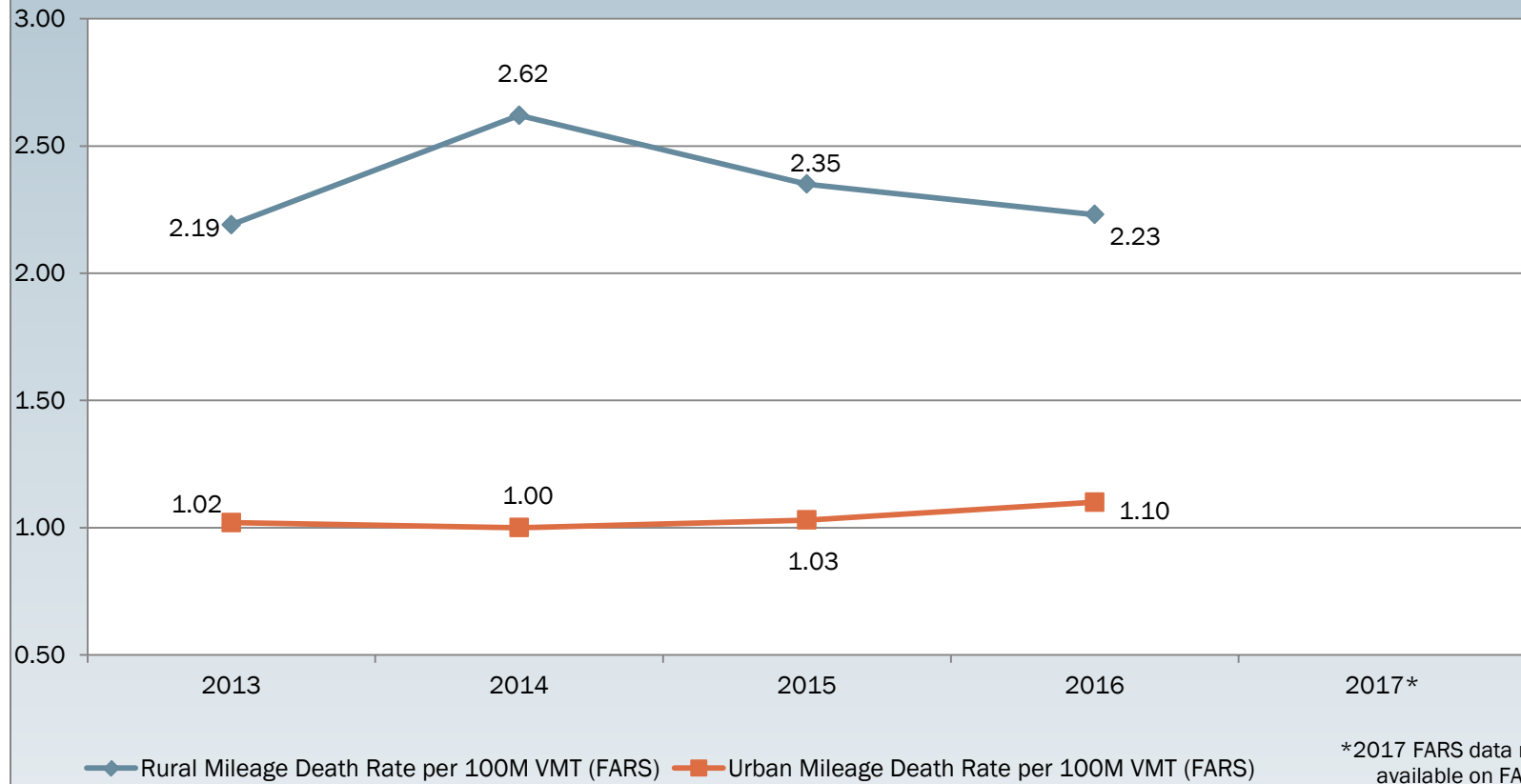
Source: FARS. Retrieved From: <https://cdan.nhtsa.gov/SASStoredProcess/guest>

Performance Measure #4 Figure 4b: Mileage Death Rate per 100M VMT (CRIS)



Source: CRIS. Information Contained in this report represents reportable data collected from Texas Peace Officer's Crash Reports (CR-3) Received and processed by the Department as of November 29, 2018.

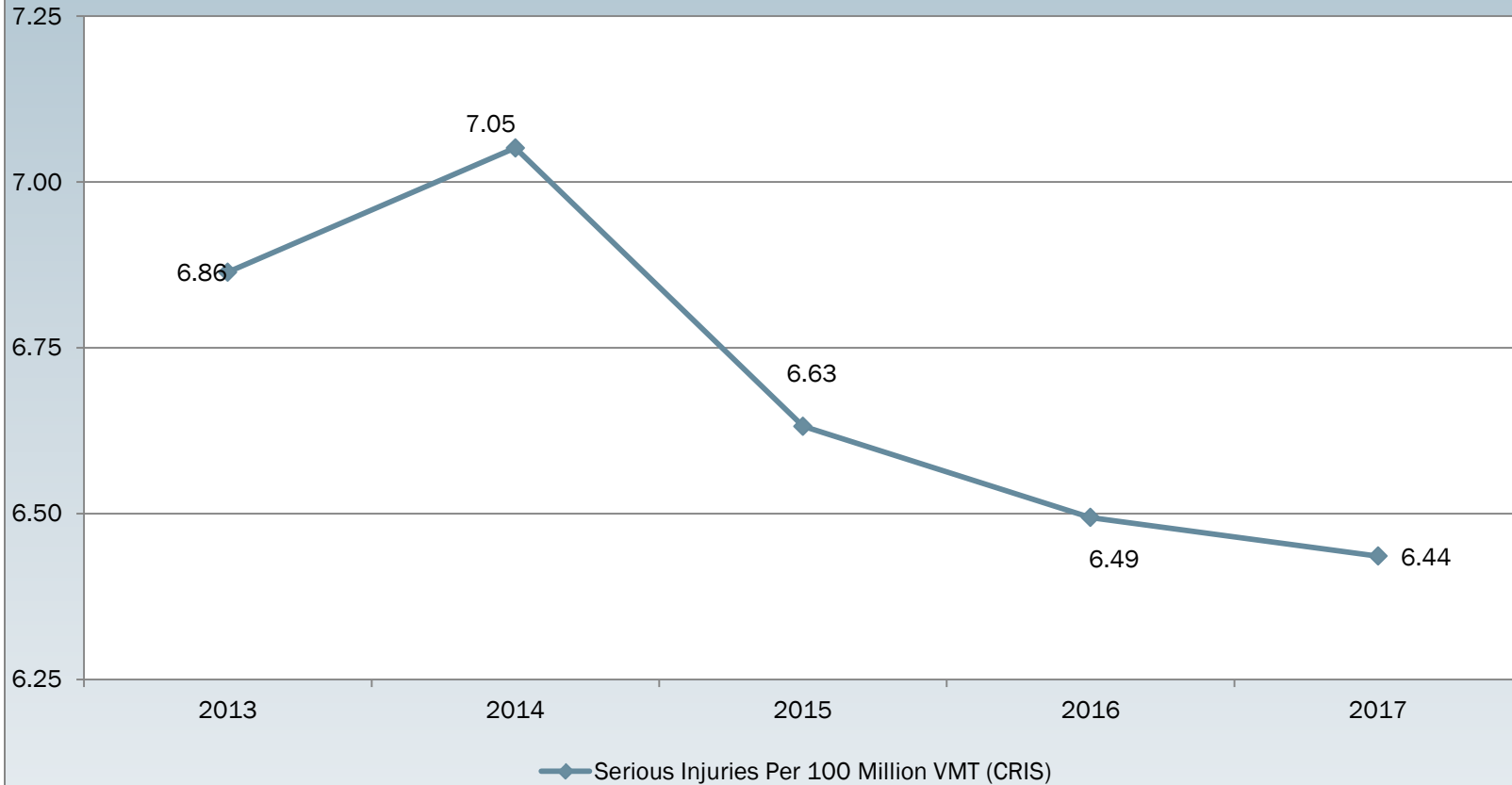
Performance Measure #5a & 5b
Figure 5: Urban and Rural Mileage Death Rate
per 100 MVMT (FARS)



Source: FARS. Retrieved From: <https://cdan.nhtsa.gov/SASStoredProcess/quest>

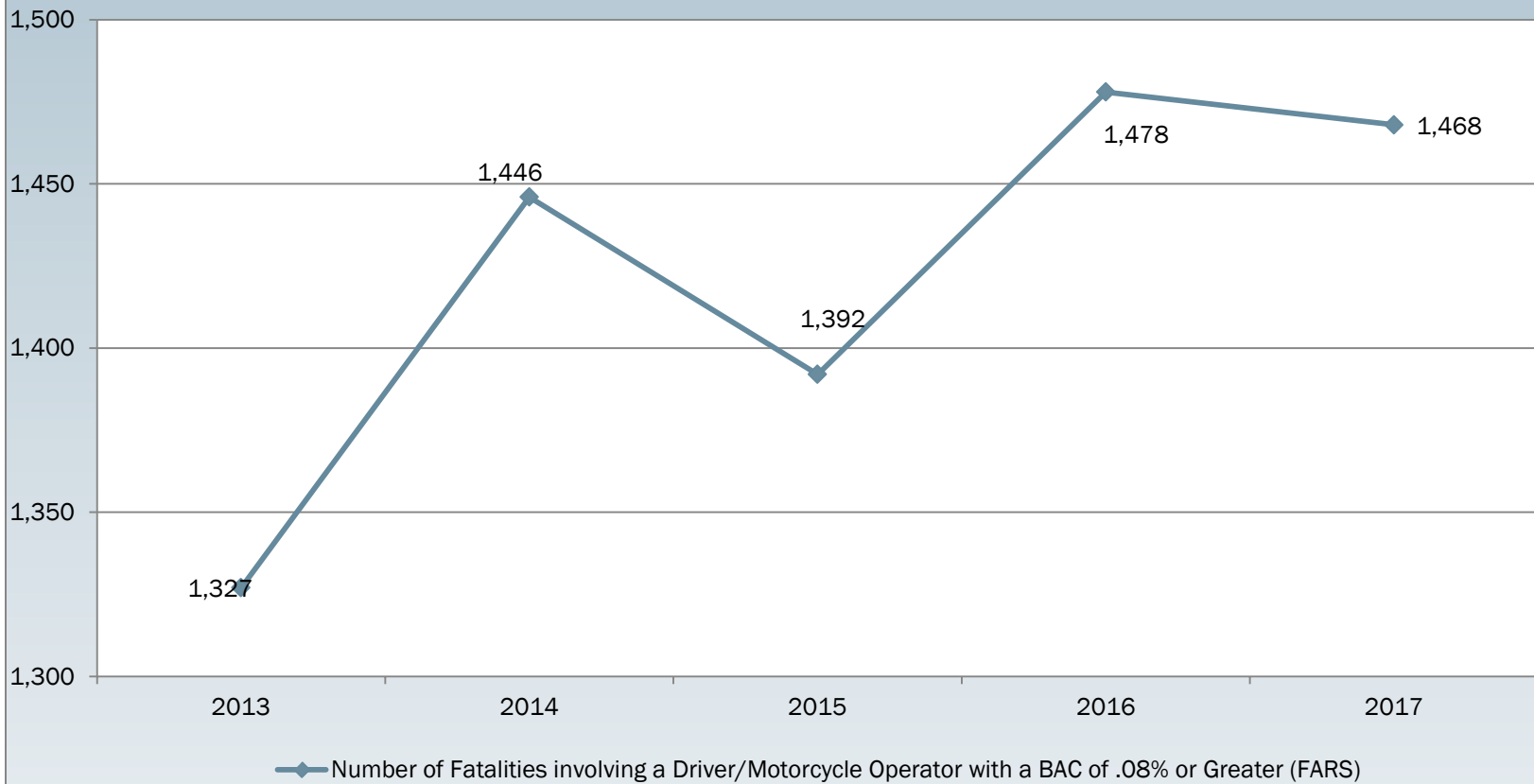
Performance Measure # 6

Figure 6: Serious Injuries Per 100 Million VMT (CRIS)



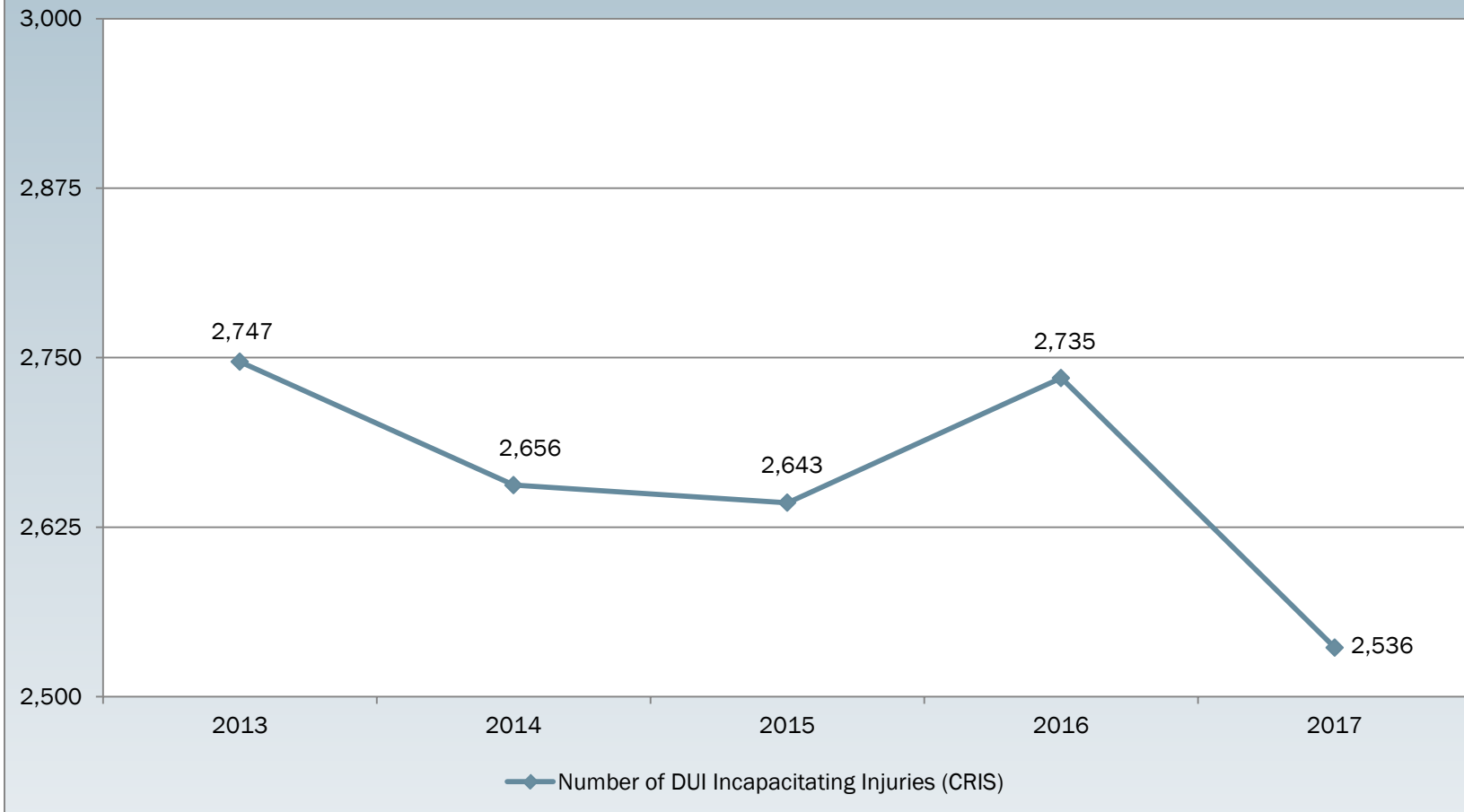
Source: CRIS. Information Contained in this report represents reportable data collected from Texas Peace Officer's Crash Reports (CR-3) Received and processed by the Department as of November 29, 2018

Performance Measure #9
Figure 7: Number of Fatalities Involving a Driver/Motorcycle Operator with a BAC of .08% or Greater (FARS)



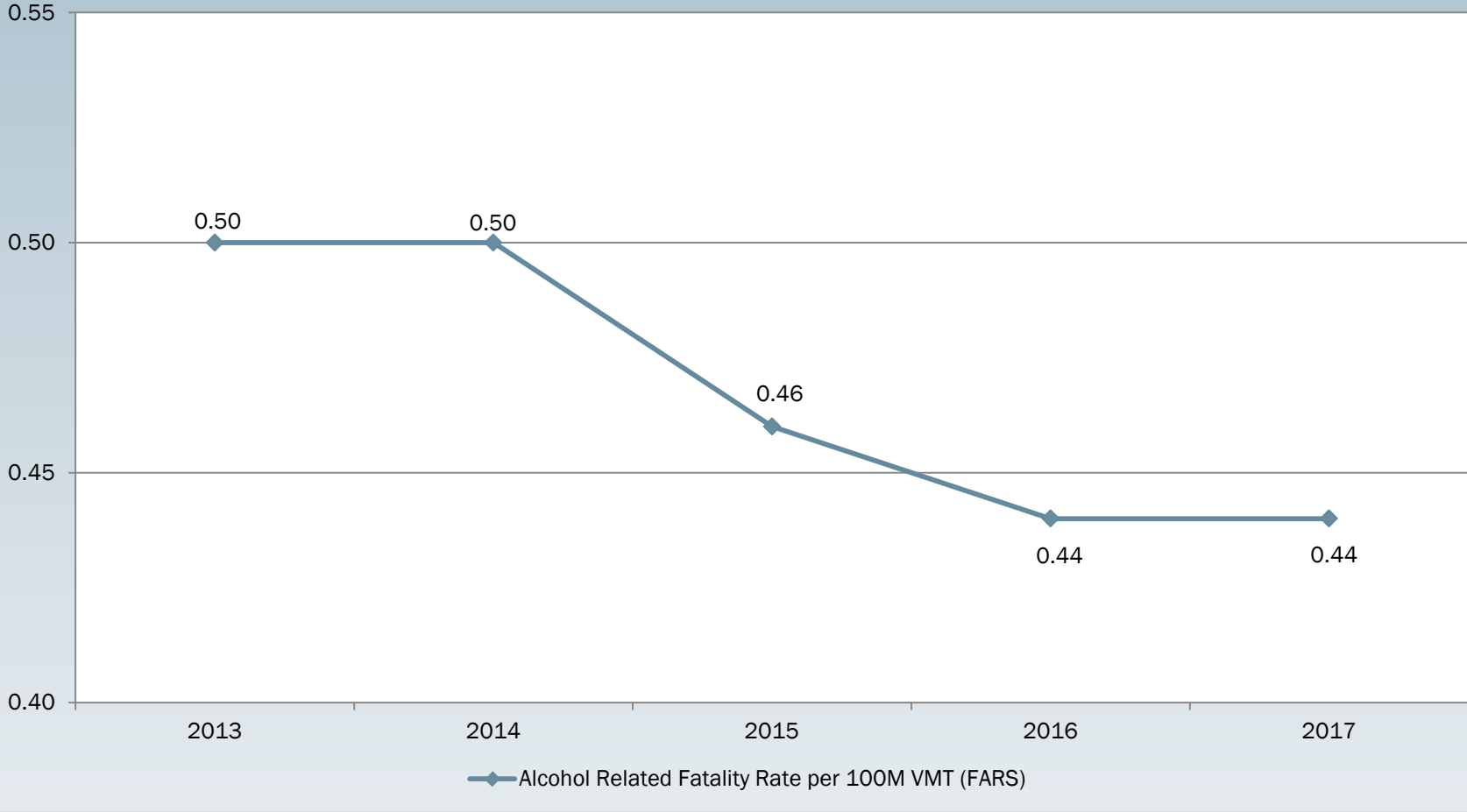
Source: FARS. Retrieved From: <https://cdan.nhtsa.gov/SASStoredProcess/guest>

Performance Measure #10
Figure 8: Number of DUI Incapacitating Injuries (CRIS)



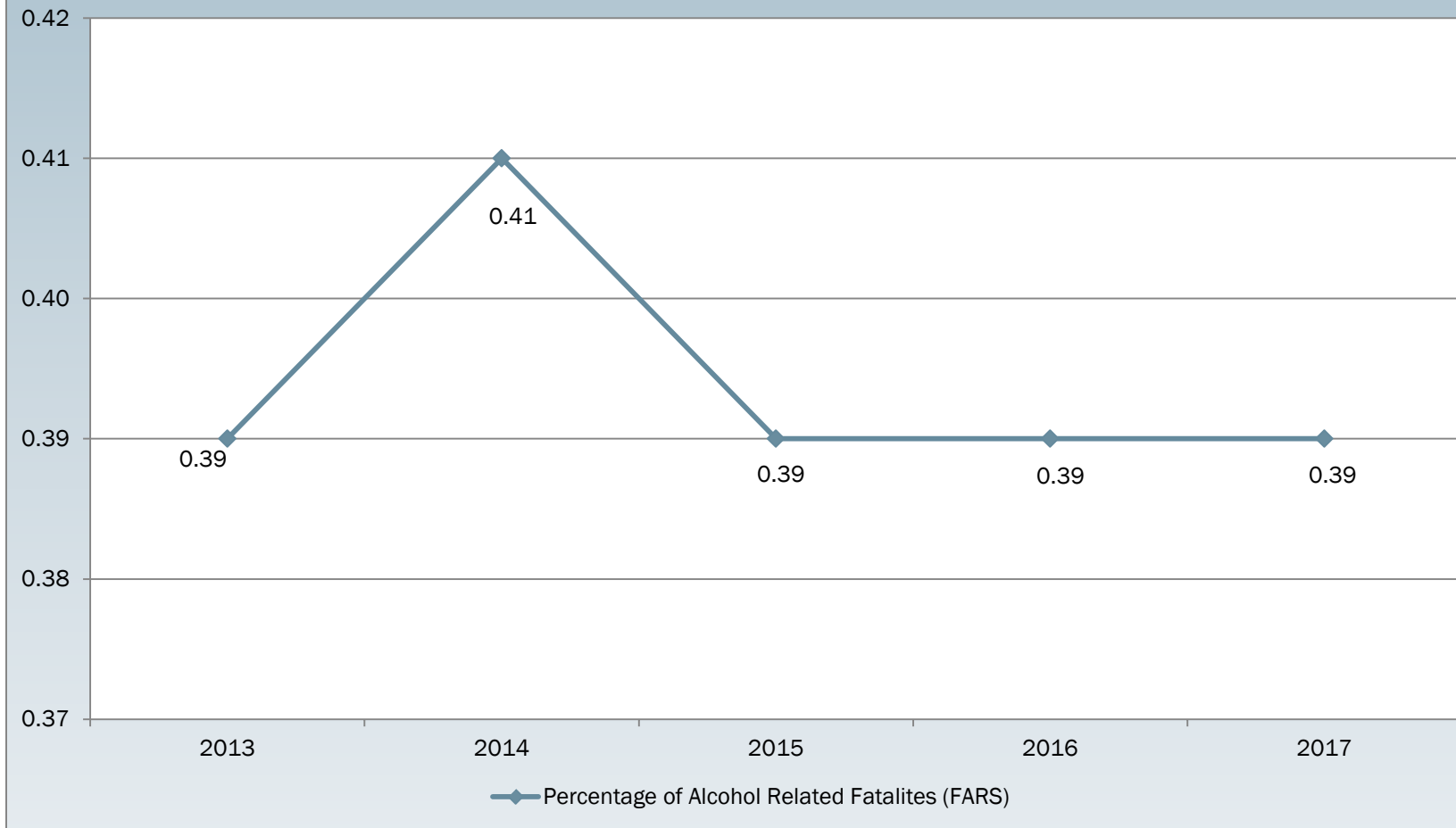
Source: CRIS. Information Contained in this report represents reportable data collected from Texas Peace Officer's Crash Reports (CR-3) Received and processed by the Department as of November 29, 2018.

Performance Measure #11
Figure 9: Alcohol Related Fatality Rate per 100M VMT (FARS)



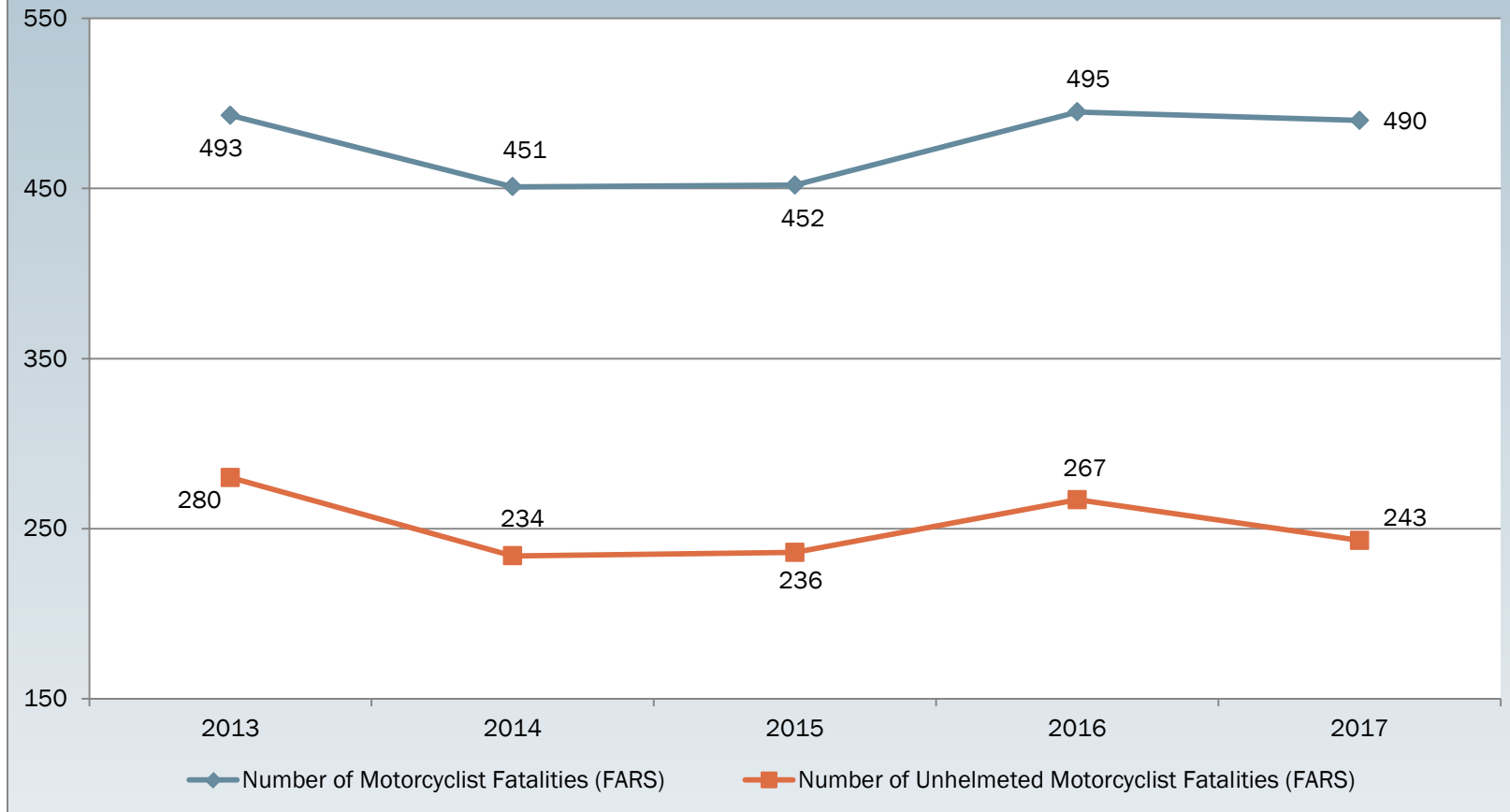
Source: FARS. Retrieved From: <https://cdan.nhtsa.gov/SASStoredProcess/guest>

Performance Measure #12
Figure 10: Percentage of Alcohol Related Fatalities (FARS)



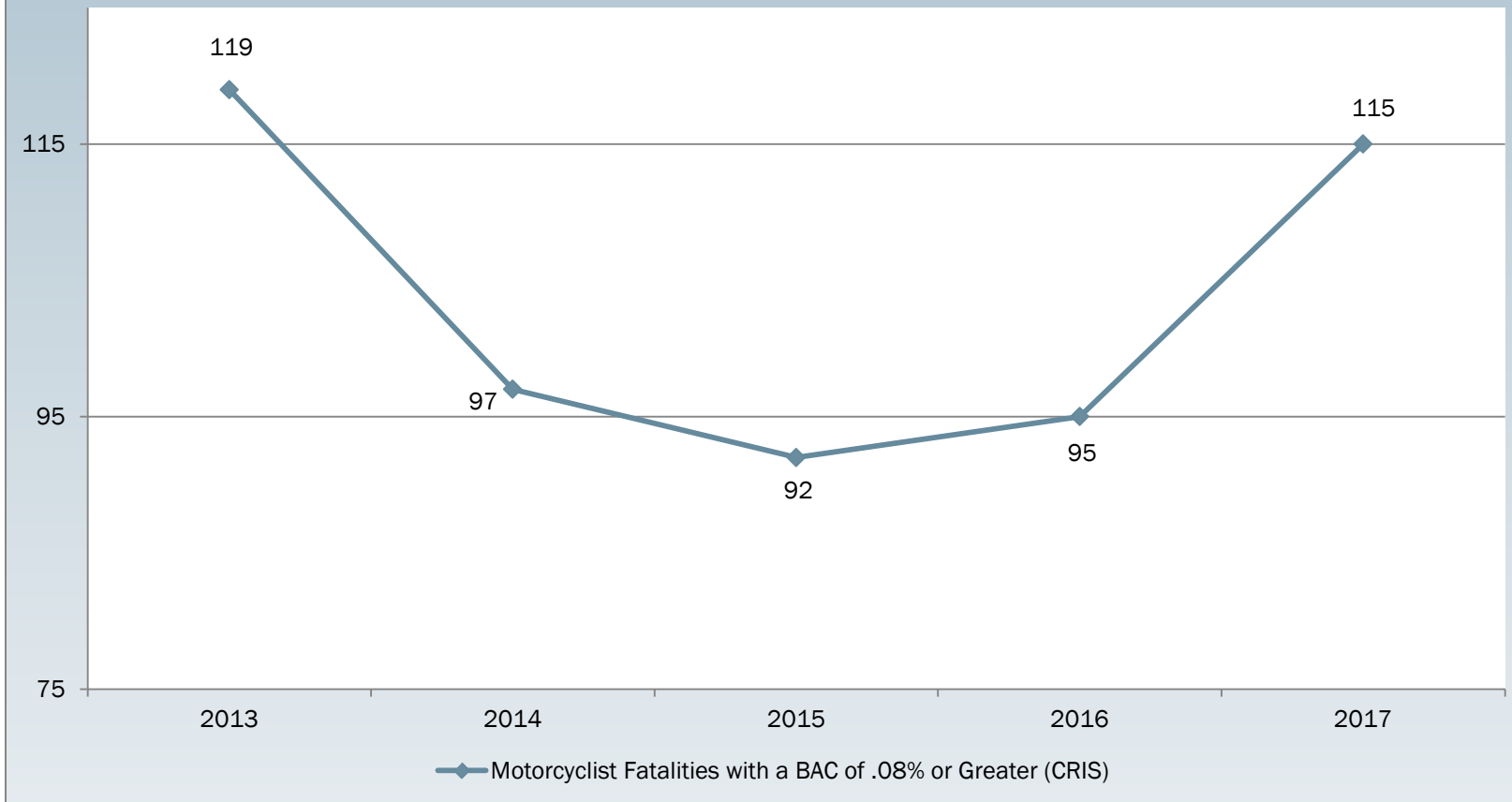
Source: FARS. Retrieved From: <https://cdan.nhtsa.gov/SASStoredProcess/guest>

Performance Measure #15 & #16
Figure 11: Number of Motorcyclist Fatalities / Unhelmeted Motorcyclist Fatalities (FARS)



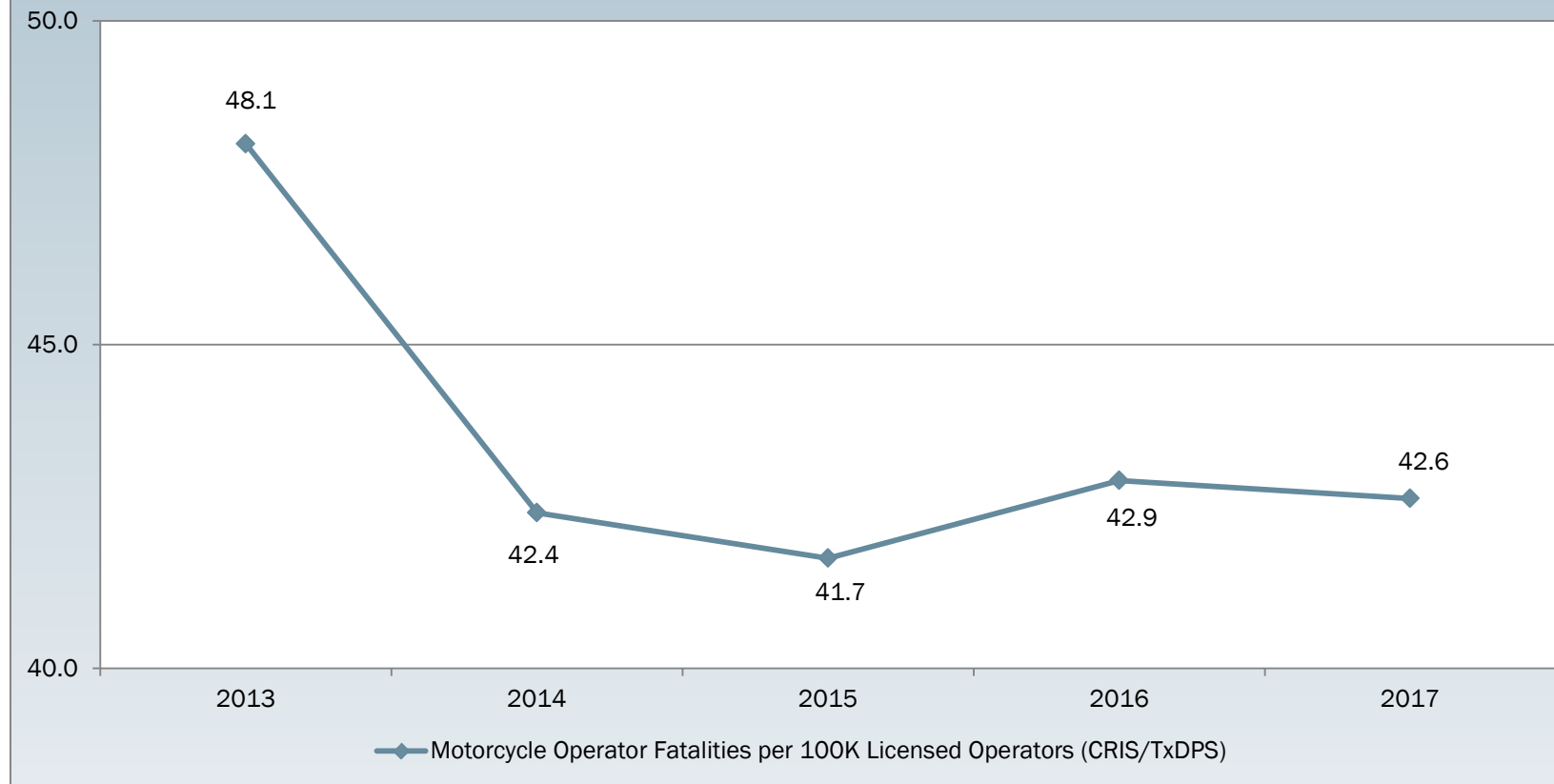
Source: FARS. Retrieved From: <https://cdan.nhtsa.gov/SASStoredProcess/guest>

Performance Measure #17
Figure 12: Number of Motorcyclist Fatalities
with a BAC of .08% or Greater (CRIS)



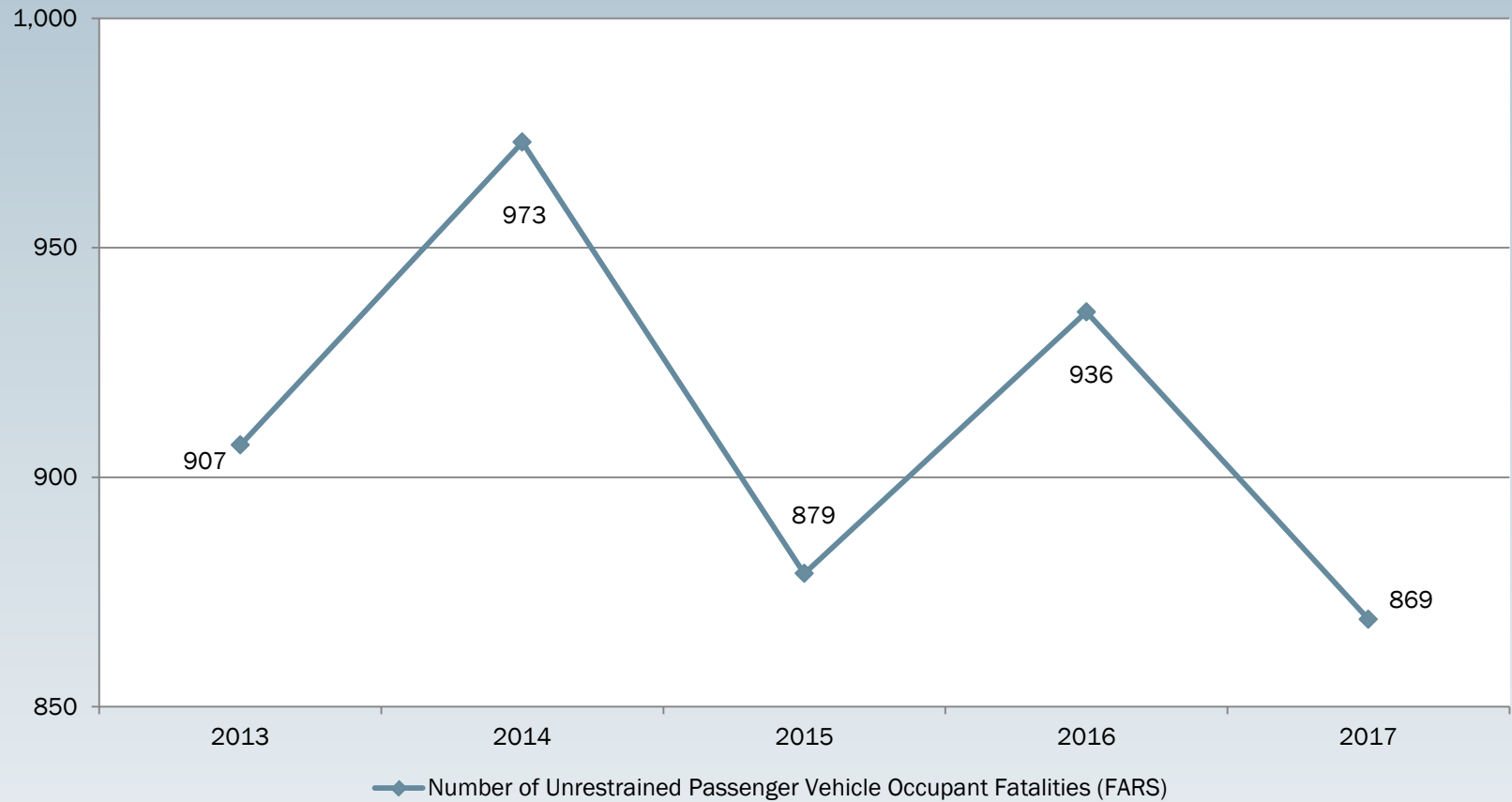
Source: CRIS. Information Contained in this report represents reportable data collected from Texas Peace Officer's Crash Reports (CR-3) Received and processed by the Department as of November 29, 2018.

Performance Measure #18
Figure 13: Number of Motorcycle Operator Fatalities
per 100,000 Licensed Operators
(CRIS/Texas Department of Public Safety)



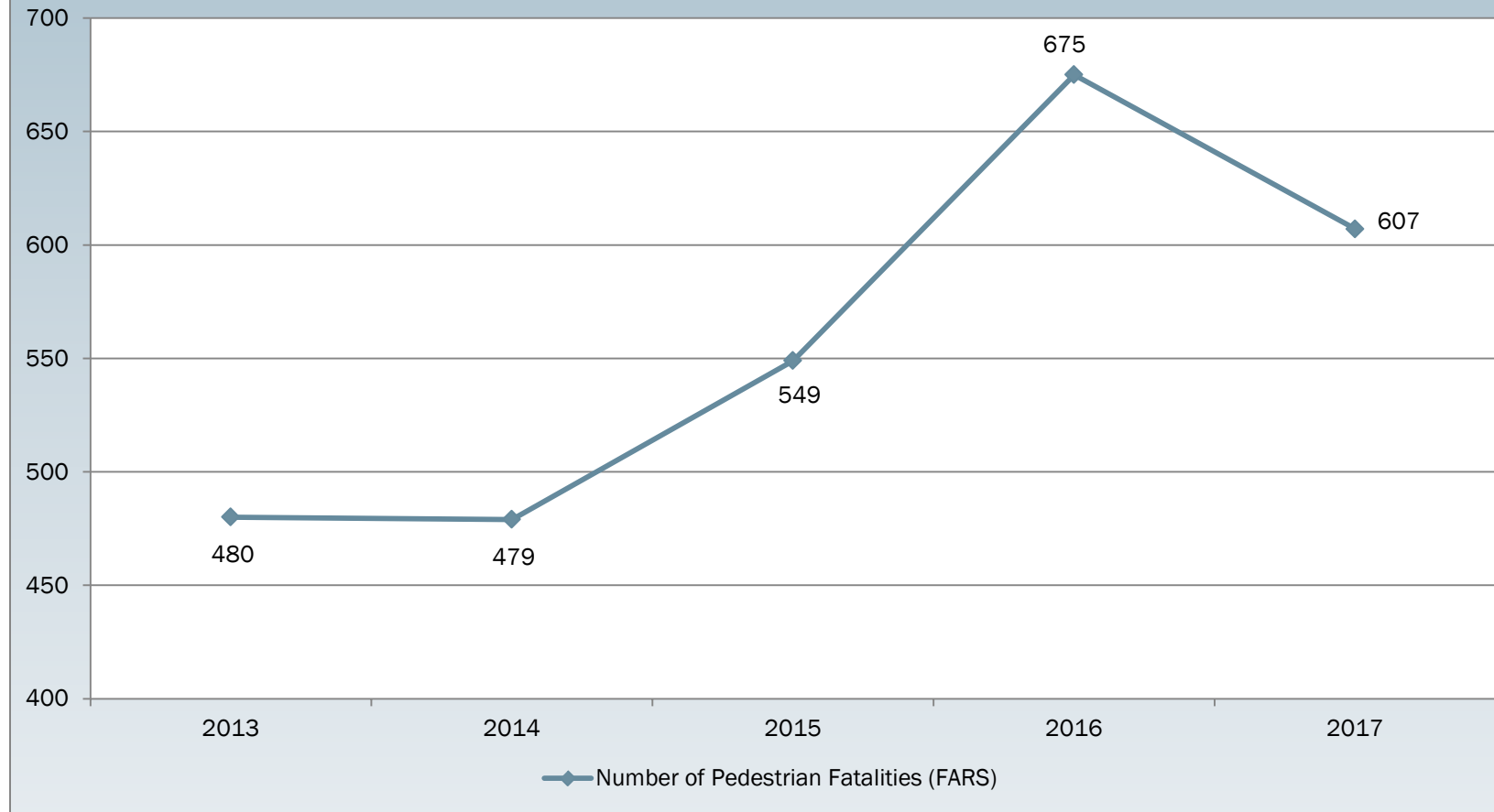
Source: Texas Department of Public Safety
Source: CRIS. Information Contained in this report represents reportable data collected from Texas Peace Officer's Crash Reports (CR-3)
Received and processed by the Department as of November 29, 2018.

Performance Measure #19
Figure 14: Number of Unrestrained Passenger Vehicle Occupant Fatalities (FARS)



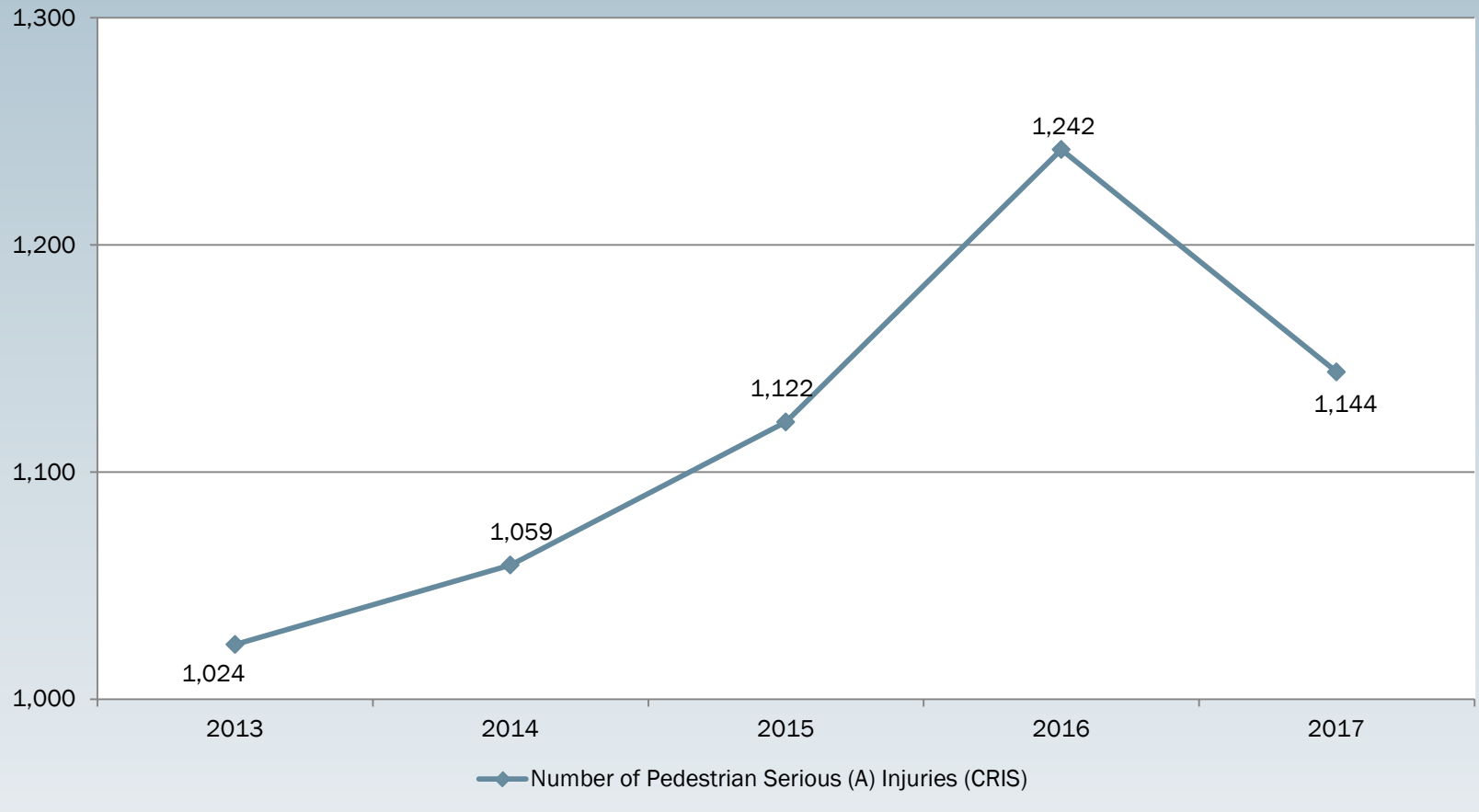
Source: FARS. Retrieved From: <https://cdan.nhtsa.gov/SASStoredProcess/guest>

Performance Measure #23
Figure 15: Number of Pedestrian Fatalities (FARS)



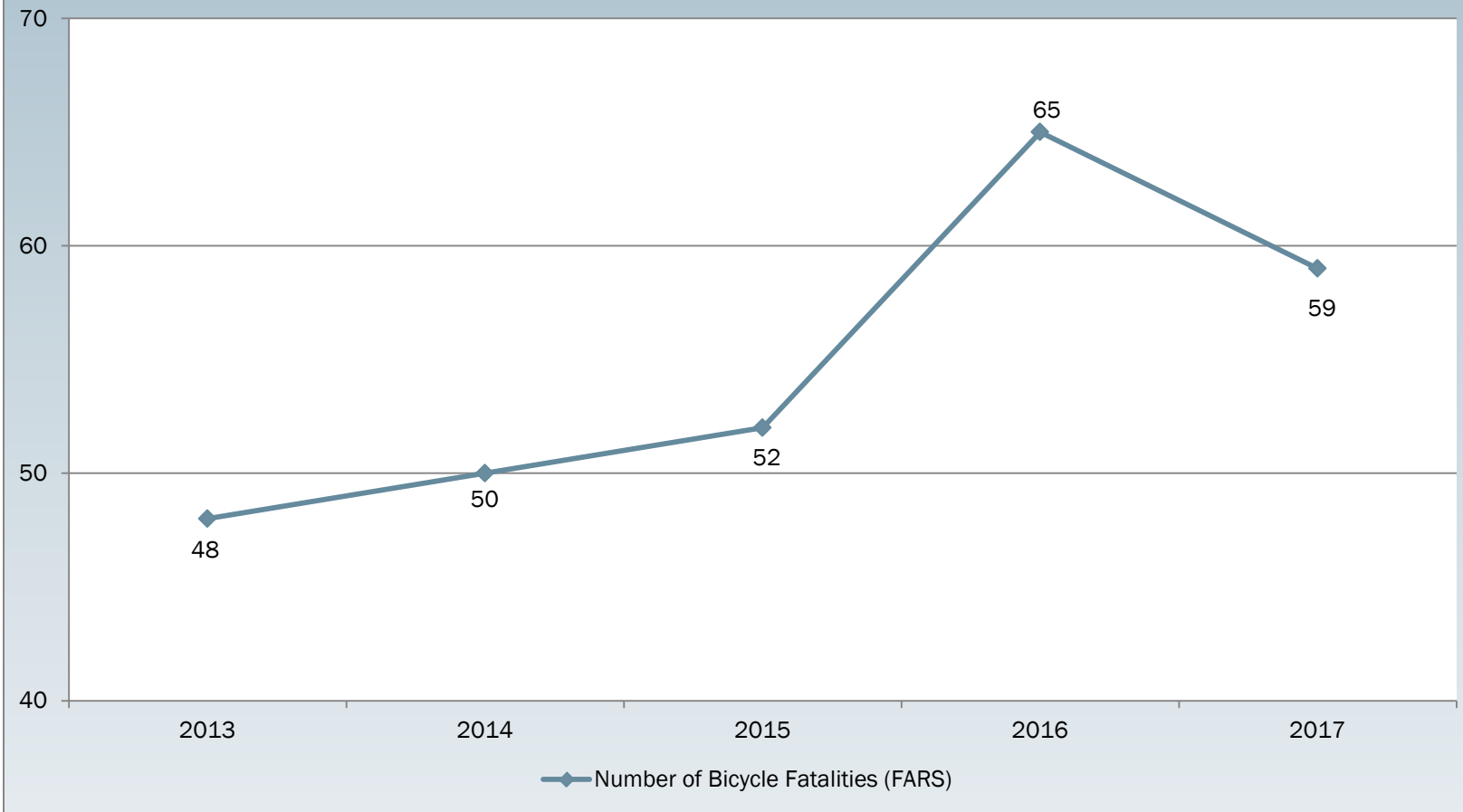
Source: FARS. Retrieved From: <https://cdan.nhtsa.gov/SASStoredProcess/guest>

Performance Measure #24
Figure 16: Number of Pedestrian Serious Injuries (CRIS)



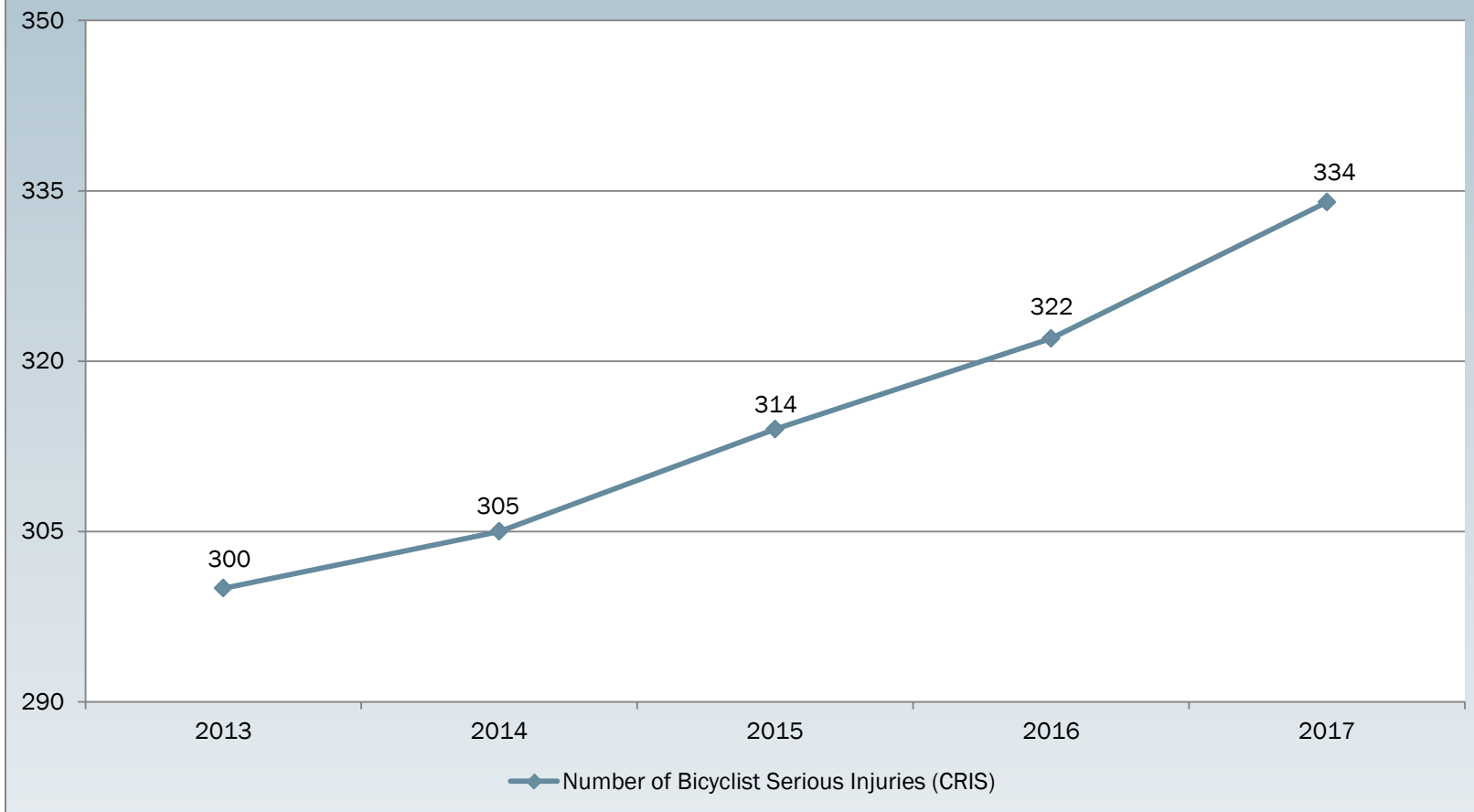
Source: CRIS. Information Contained in this report represents reportable data collected from Texas Peace Officer's Crash Reports (CR-3) Received and processed by the Department as of November 29, 2018.

Performance Measure #25
Figure 17: Number of Bicycle Fatalities (FARS)



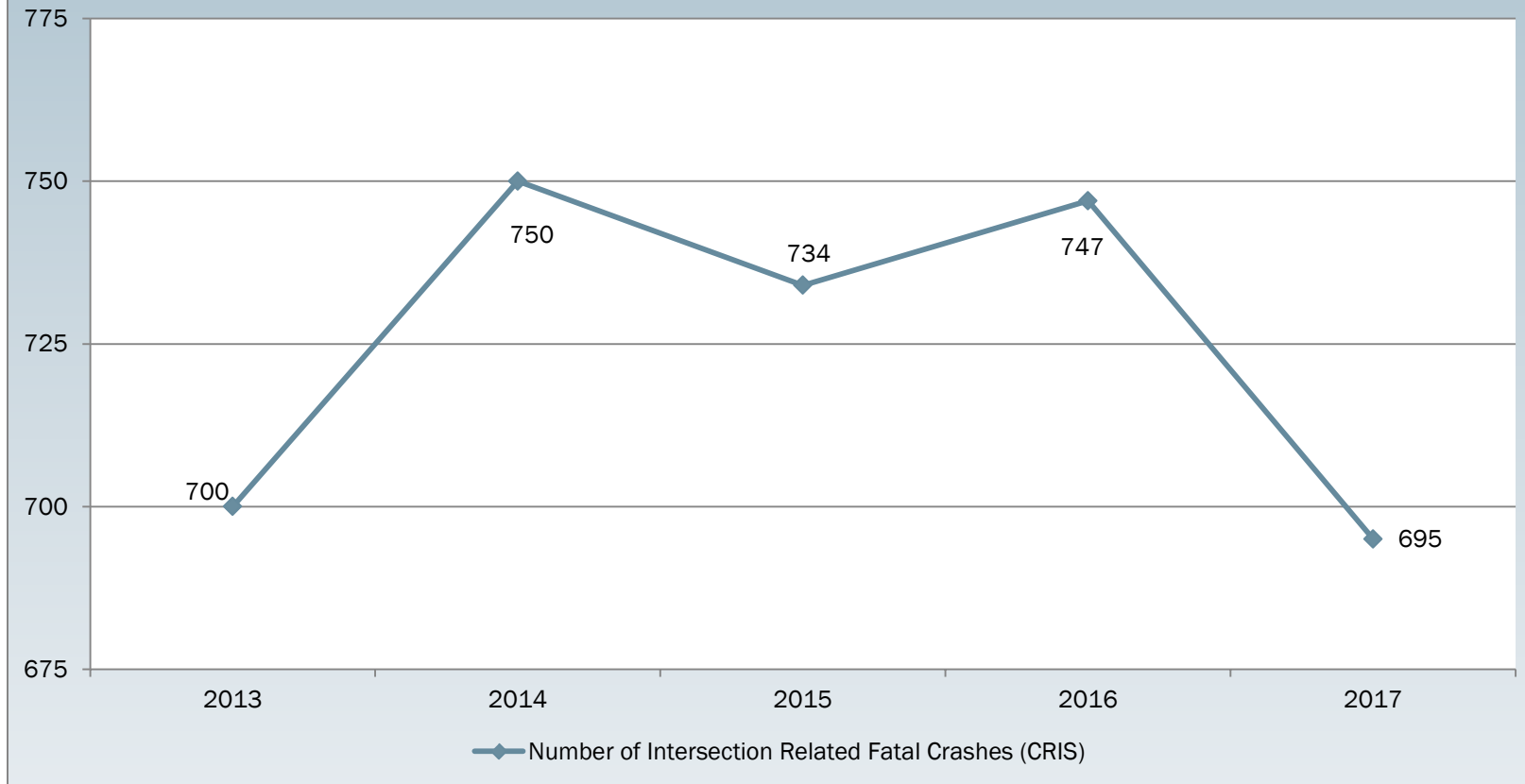
Source: FARS. Retrieved From: <https://cdan.nhtsa.gov/SASStoredProcess/guest>

Performance Measure #26
Figure 18: Number of Bicyclist Serious Injuries (CRIS)



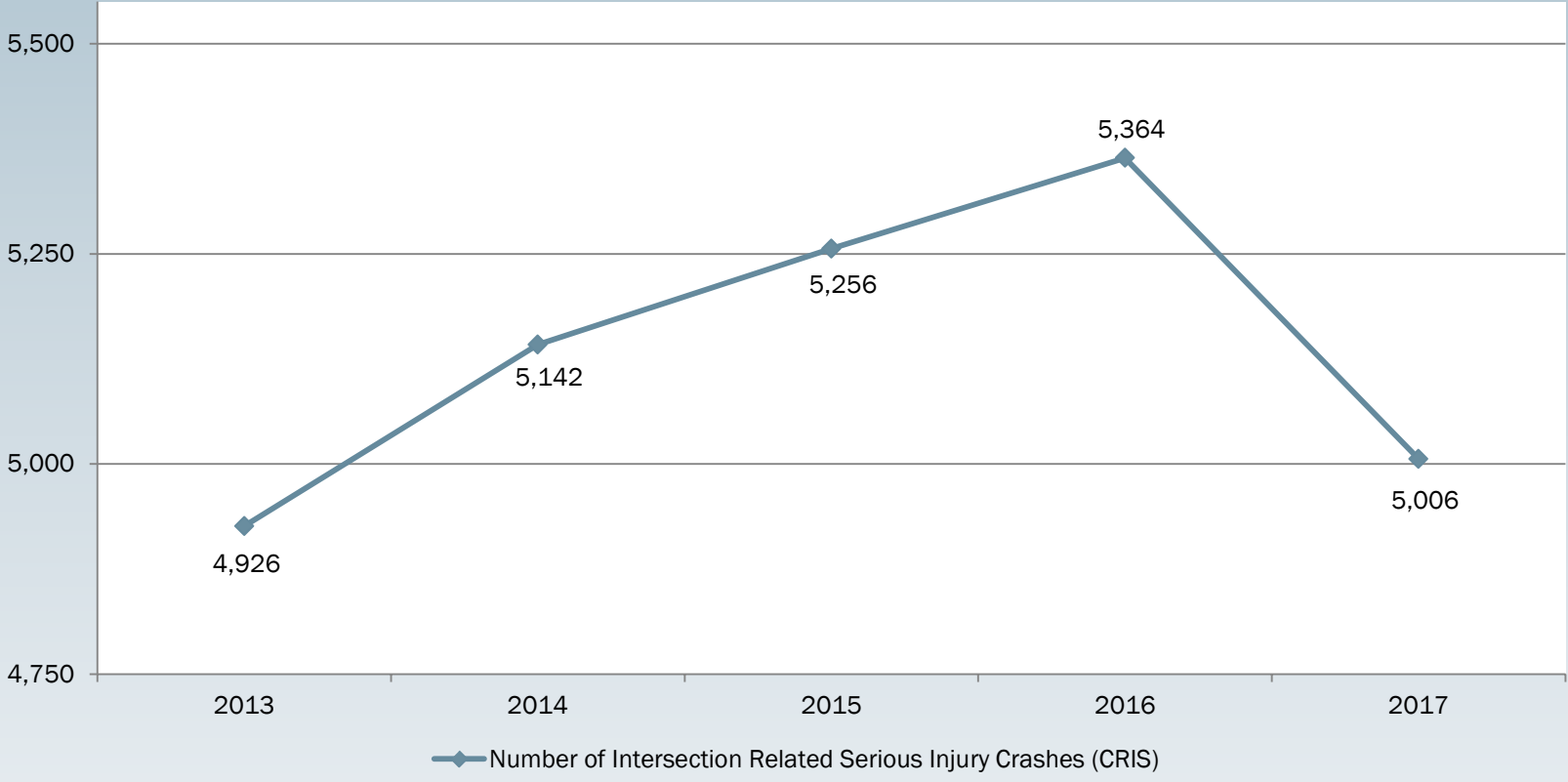
Source: CRIS. Information Contained in this report represents reportable data collected from Texas Peace Officer's Crash Reports (CR-3) Received and processed by the Department as of November 29, 2018.

Performance Measure #27 Figure 19: Number of Intersection Related Fatal Crashes (CRIS)



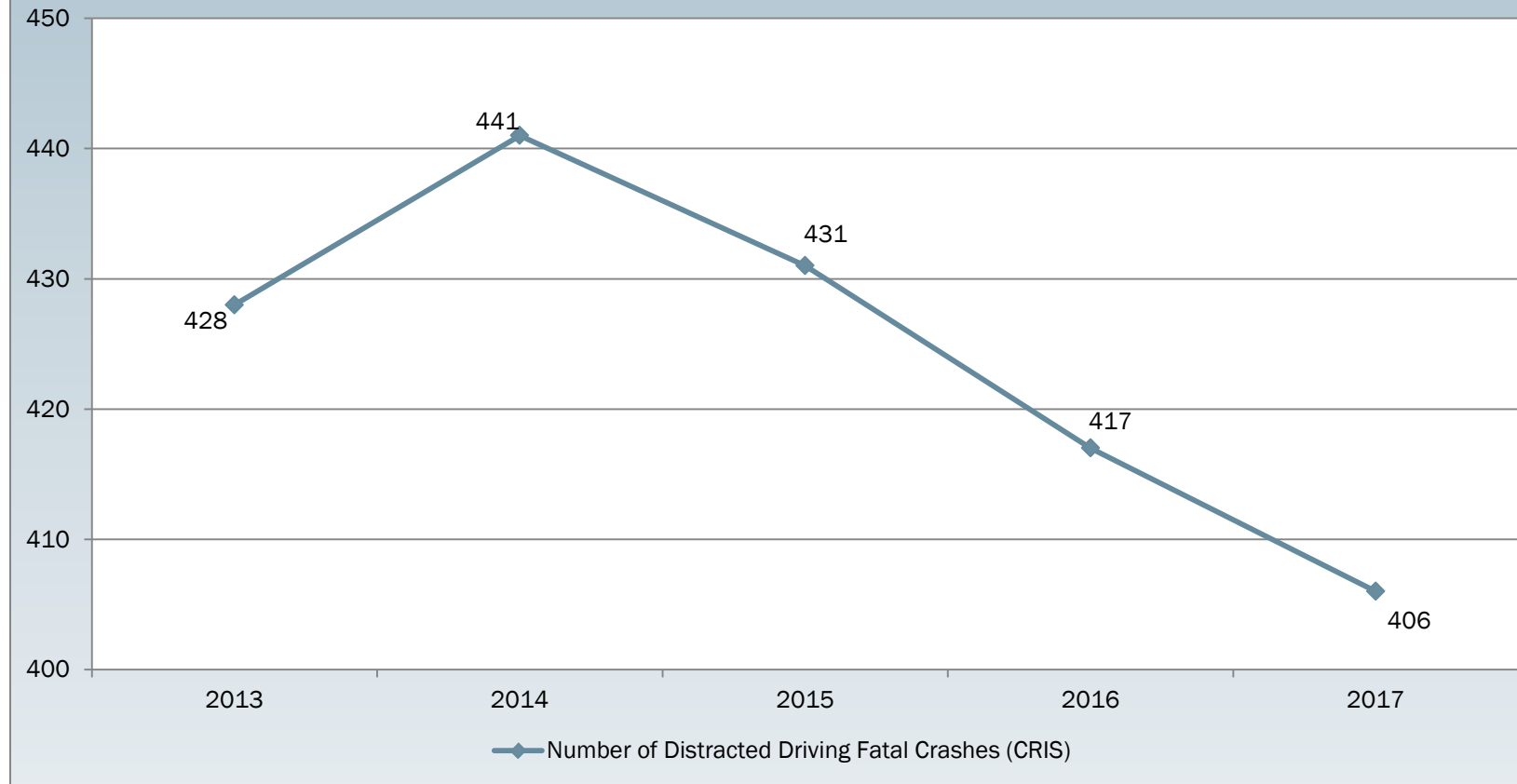
Source: CRIS. Information Contained in this report represents reportable data collected from Texas Peace Officer's Crash Reports (CR-3) Received and processed by the Department as of November 29, 2018.

Performance Measure #28
Figure 20: Number of Intersection Related Serious Injury Crashes (CRIS)



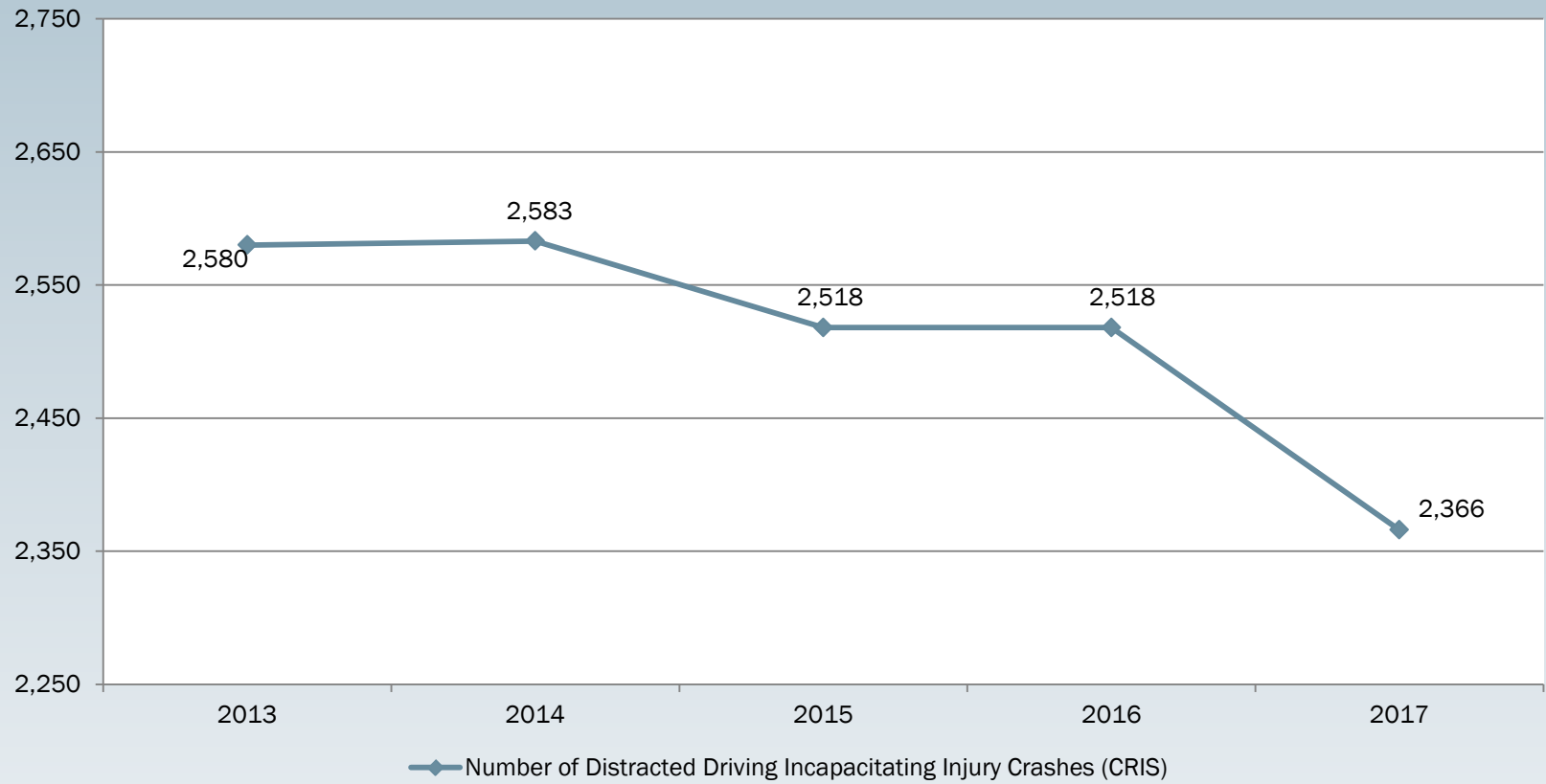
Source: CRIS. Information Contained in this report represents reportable data collected from Texas Peace Officer's Crash Reports (CR-3) Received and processed by the Department as of November 29, 2018.

Performance Measure #29 Figure 21: Number of Distracted Driving Fatal Crashes (CRIS)



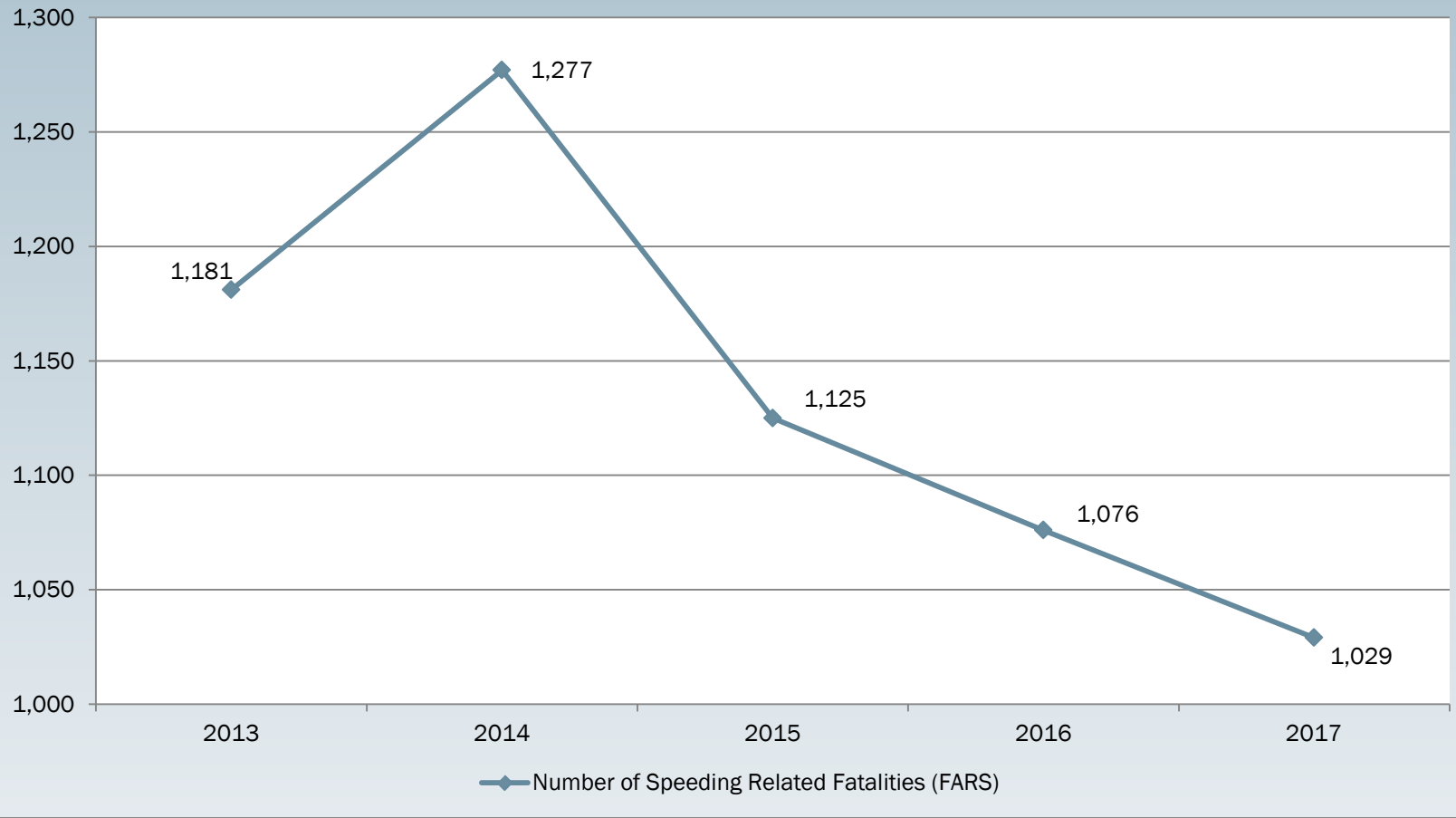
Source: CRIS. Information Contained in this report represents reportable data collected from Texas Peace Officer's Crash Reports (CR-3) Received and processed by the Department as of November 29, 2018.

Performance Measure #30 Figure 22: Number of Distracted Driving Serious Injury Crashes (CRIS)



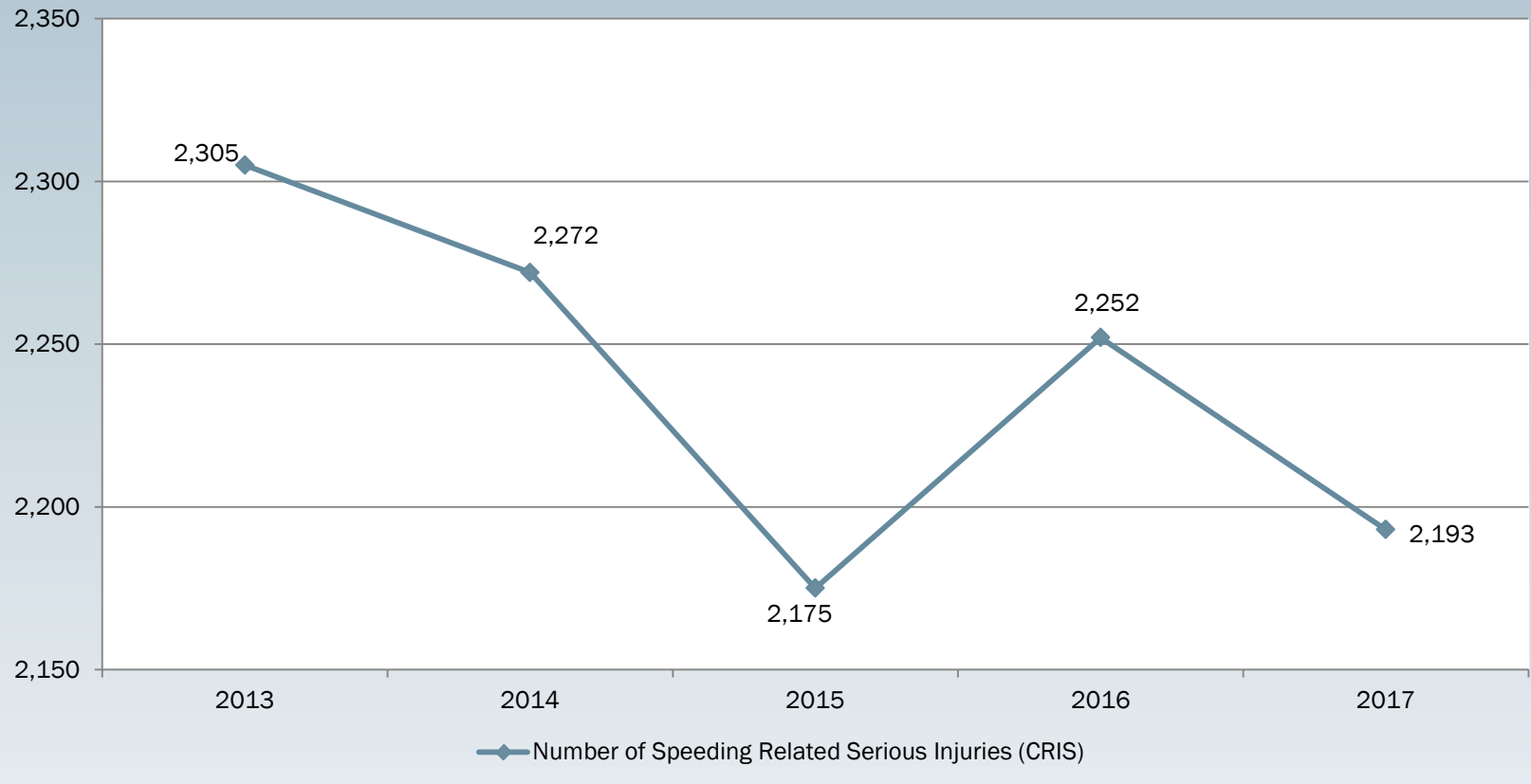
Source: CRIS. Information Contained in this report represents reportable data collected from Texas Peace Officer's Crash Reports (CR-3) Received and processed by the Department as of November 29, 2018.

Performance Measure #31
Figure 23: Number of Speeding Related Fatalities (FARS)



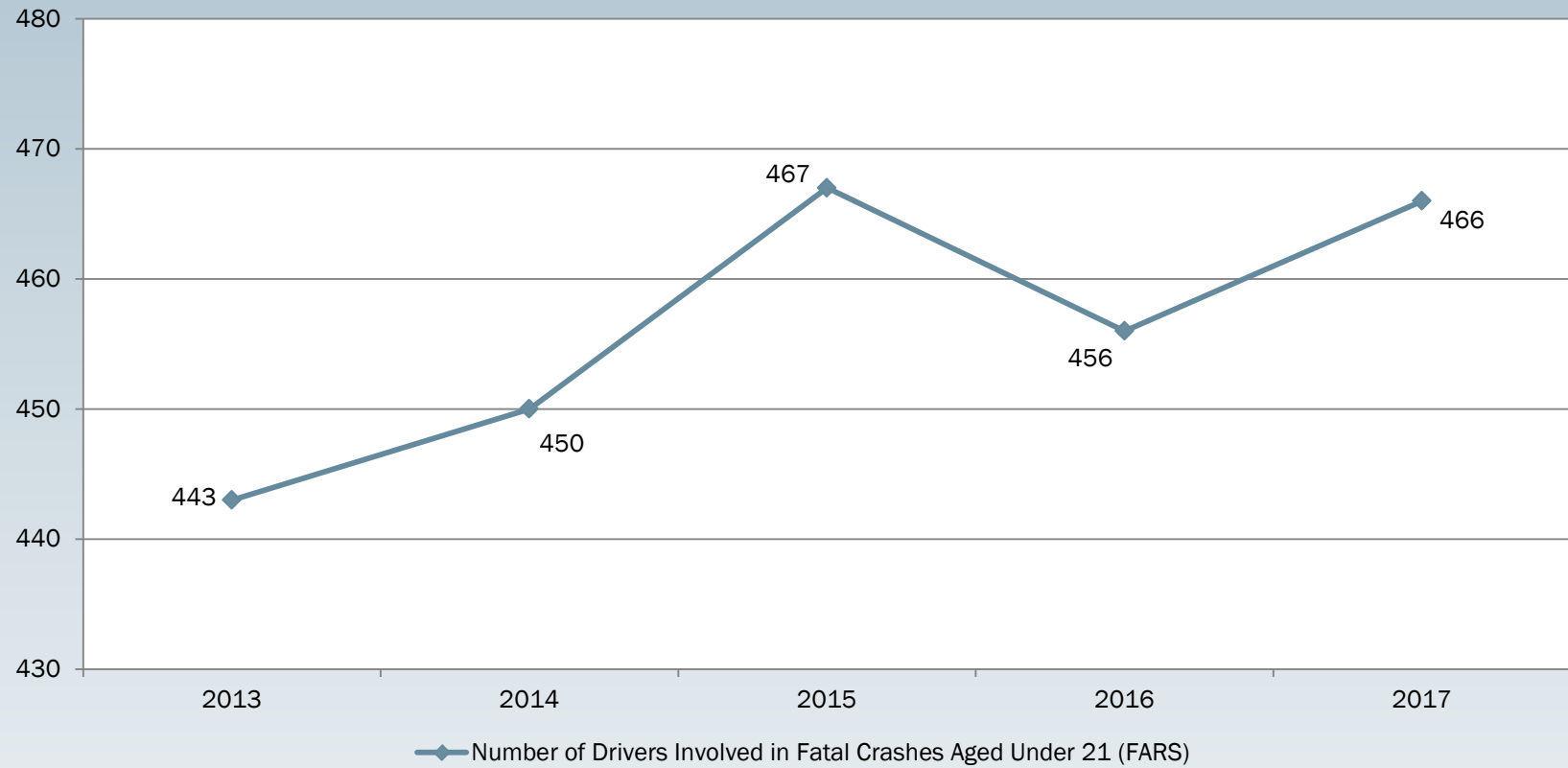
Source: FARS. Retrieved From: <https://cdan.nhtsa.gov/SASStoredProcess/guest>

Performance Measure #32
Figure 24: Number of Speeding Related Serious Injuries (CRIS)



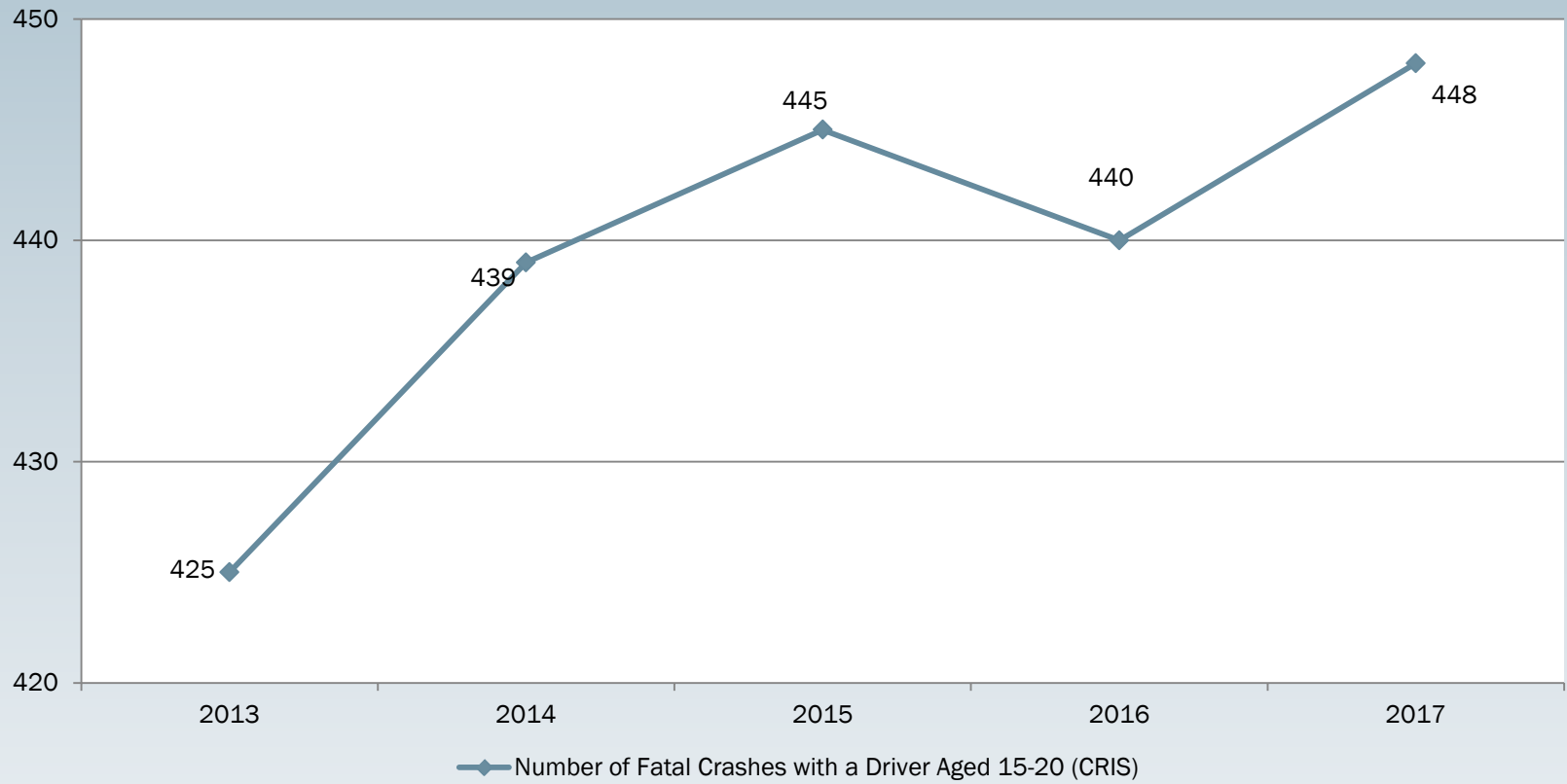
Source: CRIS. Information Contained in this report represents reportable data collected from Texas Peace Officer's Crash Reports (CR-3) Received and processed by the Department as of November 29, 2018.

Performance Measure #36
Figure 25: Number of Drivers 20 or Younger Involved in Fatal Crashes (FARS)



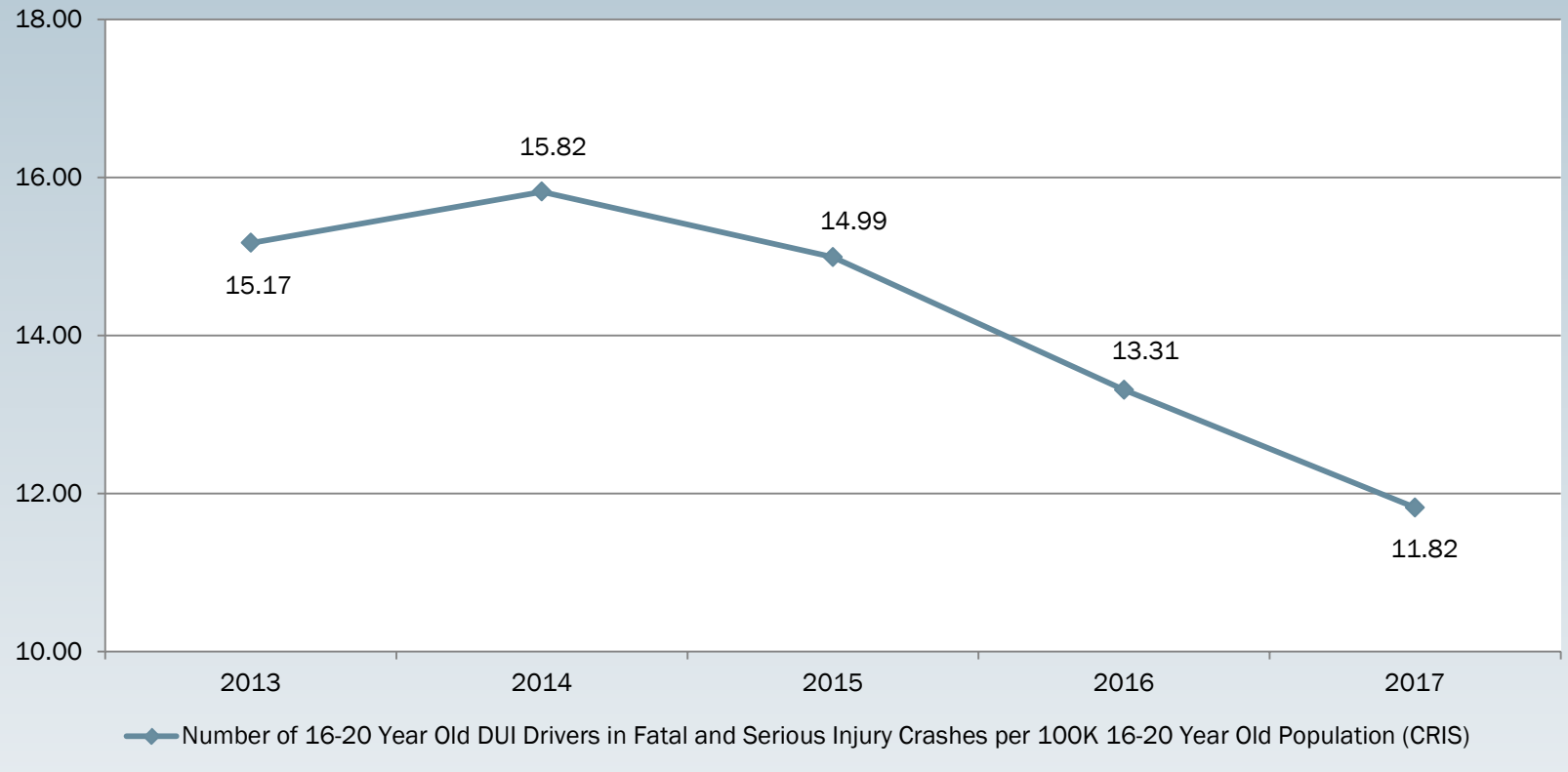
Source: FARS. Retrieved From: <https://cdan.nhtsa.gov/SASStoredProcess/guest>

Performance Measure #37
Figure 26: Number of Fatal Crashes with a Driver Aged 15-20 (CRIS)



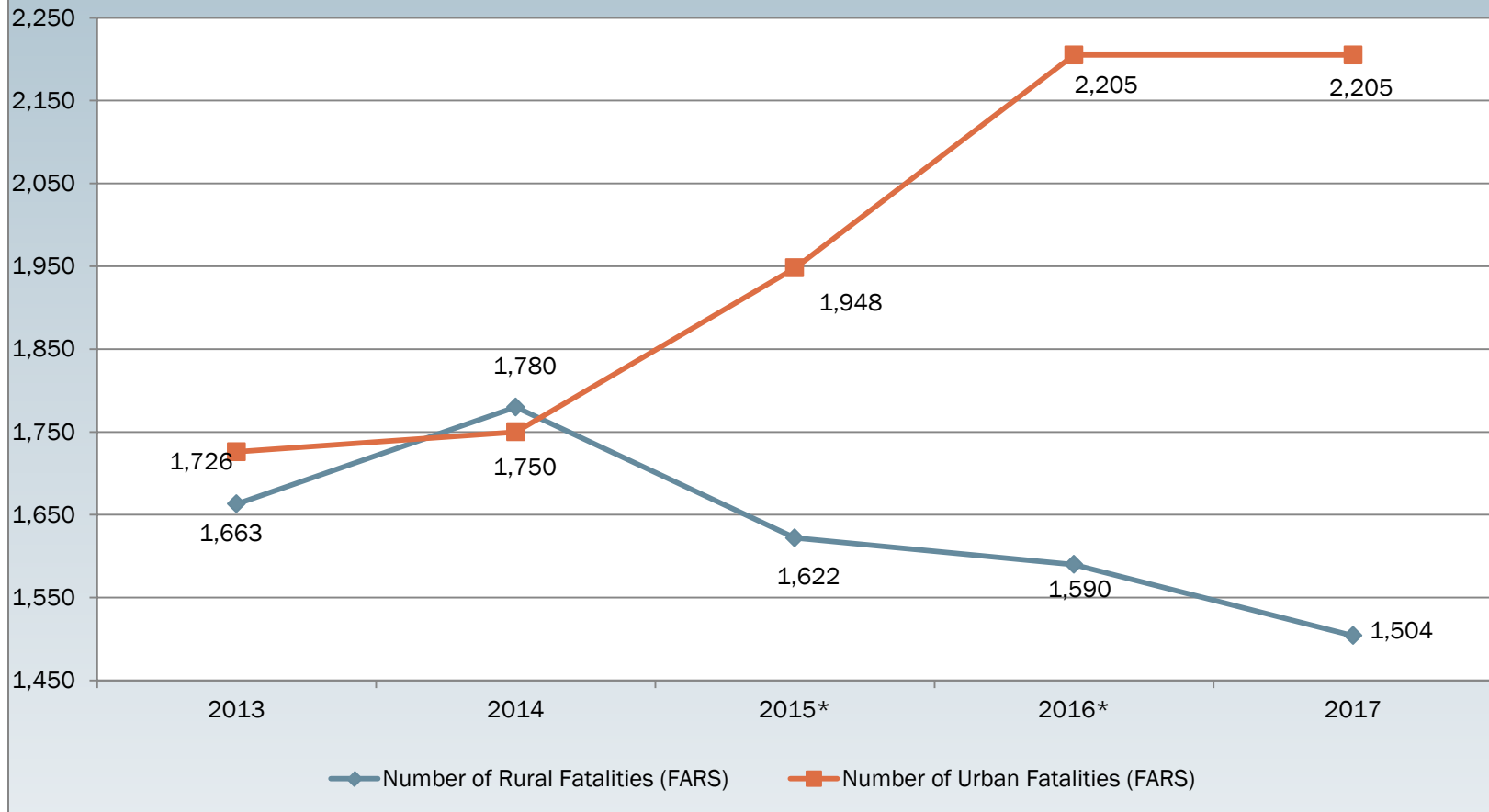
Source: CRIS. Information Contained in this report represents reportable data collected from Texas Peace Officer's Crash Reports (CR-3) Received and processed by the Department as of November 29, 2018.

Performance Measure #38
Figure 27: Number of 16-20 Year Old DUI Drivers
in Fatal and Serious Injury Crashes per 100K
of 16-20 Year Old Population (CRIS)



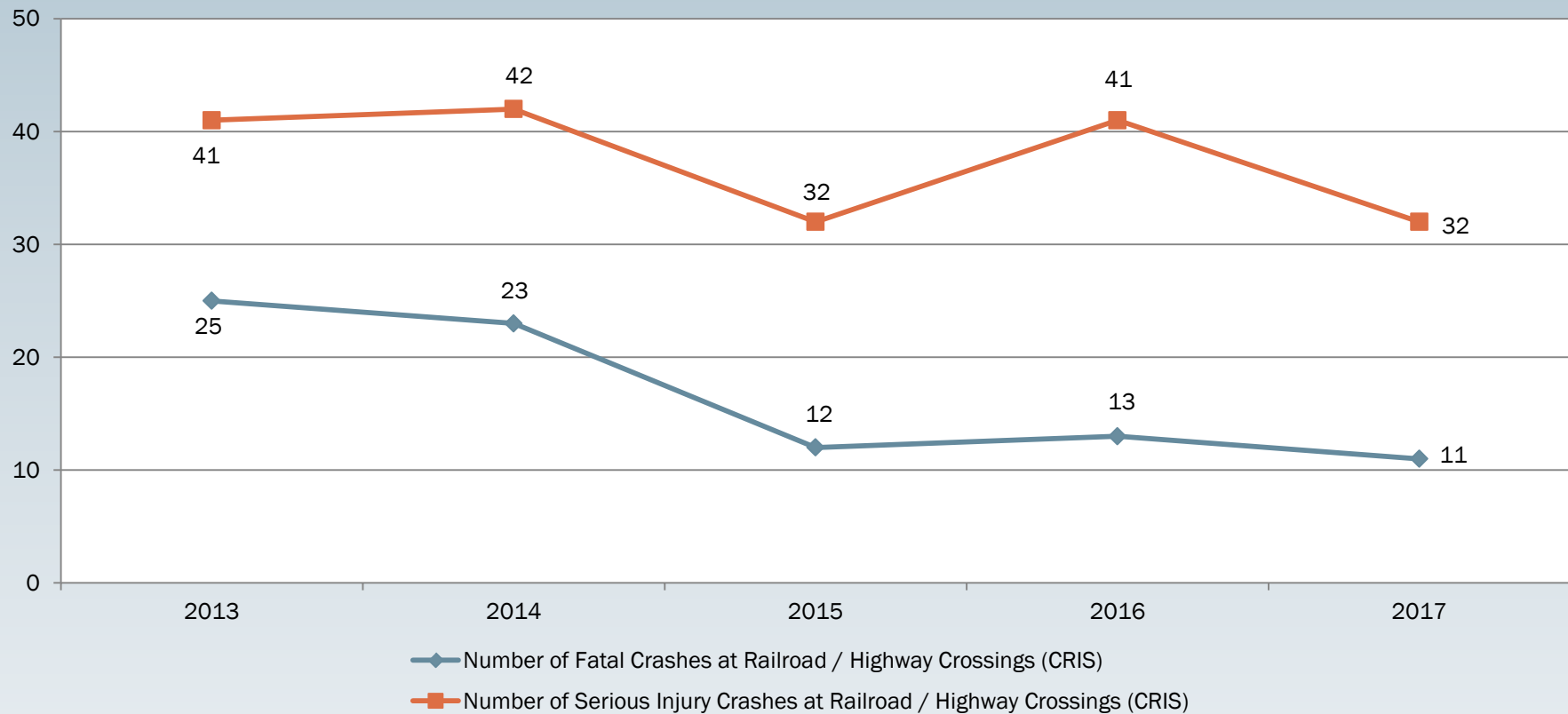
Source: CRIS. Information Contained in this report represents reportable data collected from Texas Peace Officer's Crash Reports (CR-3) Received and processed by the Department as of November 29, 2018.

Performance Measure #39 & #40
Figure 28: Number of Urban and Rural Fatalities (FARS)



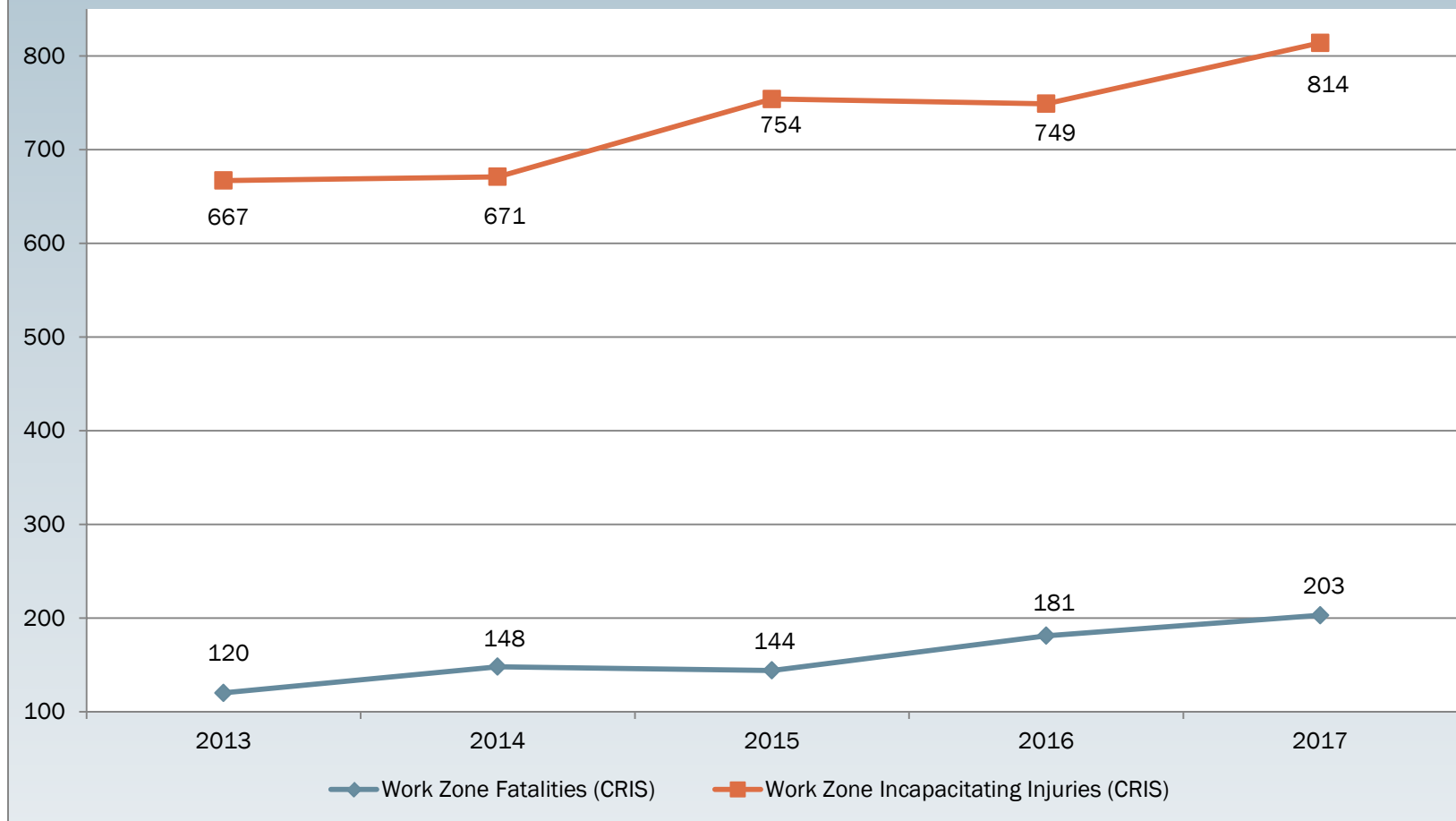
Source: FARS. Retrieved From: <https://cdan.nhtsa.gov/SASStoredProcess/guest>

Performance Measures #41 & #42
Figure 29: Number of Fatal Crashes at Railroad / Highway Crossings
Number of Serious Injury Crashes at Railroad / Highway Crossings
(CRIS)



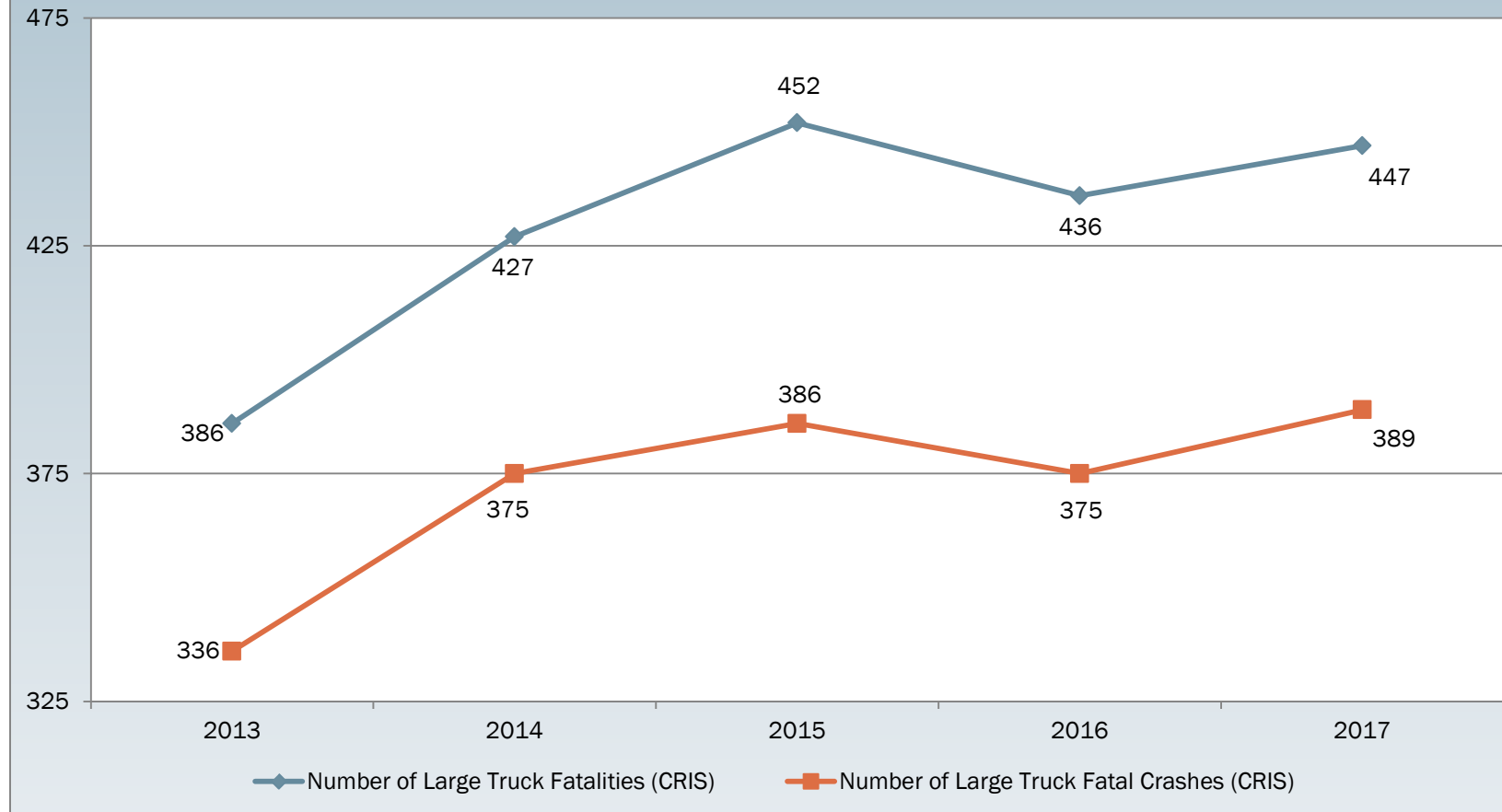
Source: CRIS. Information Contained in this report represents reportable data collected from Texas Peace Officer's Crash Reports (CR-3) Received and processed by the Department as of November 29, 2018.

Performance Measure #43 & #44 Figure 30: Number of Work Zone Related Fatalities and Serious Injuries (CRIS)



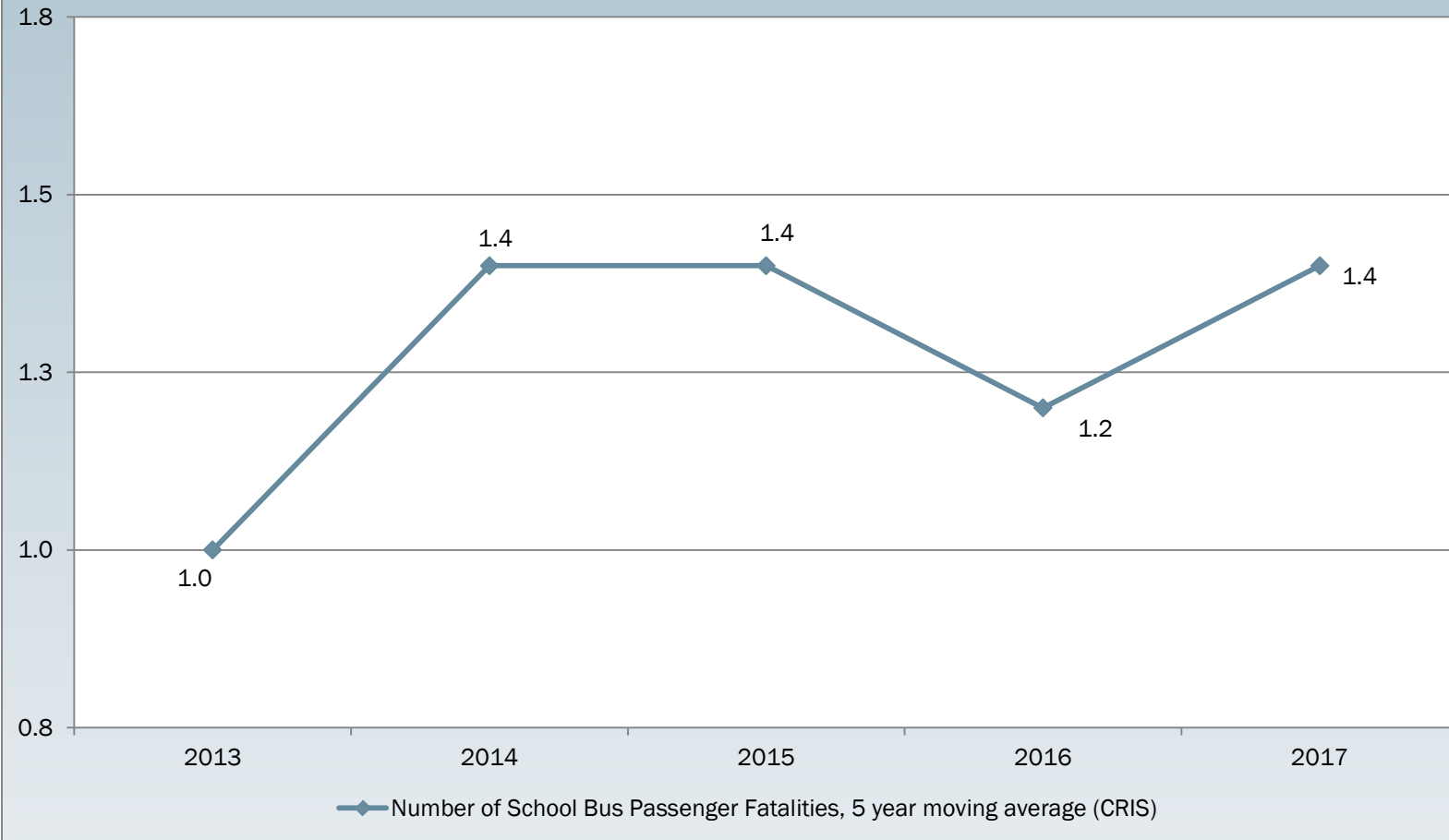
Source: CRIS. Information Contained in this report represents reportable data collected from Texas Peace Officer's Crash Reports (CR-3) Received and processed by the Department as of November 29, 2018.

Performance Measures #45 & #46
Figure 31: Number of Large Truck Fatalities
and Fatal Crashes (CRIS)



Source: CRIS. Information Contained in this report represents reportable data collected from Texas Peace Officer's Crash Reports (CR-3) Received and processed by the Department as of November 29, 2018.

Performance Measure #48
Figure 32: Number of School Bus Passenger Fatalities,
5 Year Moving Average (CRIS)



Source: CRIS. Information Contained in this report represents reportable data collected from Texas Peace Officer's Crash Reports (CR-3) Received and processed by the Department as of November 29, 2018.

DATA SOURCES AND GLOSSARY FOR PERFORMANCE MEASURES

Performance Measure Data Sources	
<p>All crash and casualty data in this document originate from Texas police crash reports as coded in two record systems: the Fatality Analysis and Reporting System and the Texas Crash Record Information System. Differences in coding, the variables coded and definitions of those variables render direct comparisons among the data in the systems problematic. Although in most cases differences among the data in the systems are negligible and practically insignificant, for several variables, the differences are notable. This is especially true for crashes (and the casualties sustained in those crashes) that involve alcohol and/or other drugs and to a lesser extent for crashes involving specific vehicle types. The definitions offered in the glossary are provided both to assist in clarifying those differences and to improve the precision of statements about the crash and casualty experience in Texas.</p>	
Fatality Analysis and Reporting System (FARS)	<p>All FARS data through 2015 are from final FARS data sets. FARS 2016 data are ARF. FARS crash and fatality data for periods after 2015 are not final and, therefore, are subject to change.</p>
TxDOT Crash Record Information System (CRIS)	<p>TxDOT CRIS is the replacement for the legacy system Texas Accident File.</p>

Performance Measure Glossary	
Term	Definition
<p>Alcohol-Related Crashes (or Casualties)</p>	<p>FARS "New Definition" based on the highest BAC of involved drivers and motorcycle riders (operators) only: Crashes (or fatalities) in which at least one driver or motorcycle operator had a BAC \geq .08 g/dL. (Also referred to as "Alcohol-impaired driving crashes/casualties).</p> <p>All FARS-based alcohol-related data reported in the HSPP include those crashes in which at least one driver had a <u>known</u> BAC test result and those for which alcohol involvement has been estimated when alcohol test results are unknown, i.e., alcohol involvement based on NHTSA's multiple imputation procedures.</p>
<p>DUI-Related Crashes (or Casualties) - Alcohol or Other Drugs</p>	<p>TXDOT: A BAC result >0.00 g/dL or a positive substance test result was indicated for at least one driver, or "had been drinking," "under the influence of alcohol," "under the influence - drug" or "taking medication" was identified as a contributing factor</p>
<p>Intersection and Intersection-Related Crashes</p>	<p>TXDOT: A crash in which the first harmful event occurred on an approach to or exit from an intersection and resulted from an activity, behavior or control related to the movement of traffic units through the intersection. TxDOT CRIS Codes: INTRST_RELAT_ID = 1 - Intersection, or 2 - Intersection Related.</p>

Performance Measure Glossary	
Term	Definition
Large Truck-Involved Crashes (or Fatalities)	TXDOT: All crashes Involving at least one vehicle with a vehicle body type of "Semi-Trailer" or "Truck-Tractor." TxDOT CRIS Codes: VEH_TYPE_ID = 6 - Semi-Trailer, or 24 - Truck-Tractor).
Motor Vehicle-Related Bicycle Fatalities	TXDOT: A death of a pedalcyclist resulting from a crash involving a motor vehicle. Bicyclist deaths and injuries unrelated to motor vehicle crashes are not included. TxDOT CRIS Codes: PERSN_TYPE_ID = 7 – Pedalcyclist.
Motor Vehicle-Related Pedestrian Fatalities	FARS: All deaths of pedestrians resulting from a crash involving a motor vehicle.
Motorcyclist Fatalities	FARS: Data categorized as motorcyclist fatalities include fatalities to operators and passengers of vehicles identified in FARS as a: motorcycle, moped (motorized bicycle), three-wheel motorcycle or moped - not all-terrain vehicle, off-road motorcycle (2-wheel), other motored cycle type (minibikes, motor scooters), or unknown motored cycle type.
Railroad Grade Crossing Crashes	TXDOT: Crashes at at-grade railroad/highway crossings, whether or not a train was involved – not limited to collisions with trains. TxDOT CRIS Codes: CRASH RAILROAD RELATED FLAG ID = Y, or HARM_EVNT = 3 - RR Train, or Physical Feature = 17, or OBJECT STRUCK = 10 - Hit Train Moving Forward) , or 11 - Hit Train Backing), or 12 - Hit Train Standing Still, or 13 - Hit Train-Action Unknown, or 24 - Hit Railroad Signal Pole or Post, or 25 - Hit Railroad Crossing Gates.
School Bus Passenger Fatalities	FARS: All fatalities to passengers of school buses. Included are vehicles identified in FARS as “School Buses” and other vehicles used as School Buses (e.g., vans). Note: Data provided are five year moving averages.
Severity of crash/Severity of injury	<p>FARS and TXDOT: Crashes are coded in accordance with the highest degree of injury suffered in the crash, where:</p> <ul style="list-style-type: none"> Serious injury (A) - not able to walk, drive, etc. Non-incapacitating injury (B) - bump on head, abrasions, minor lacerations, etc. Possible injury (C) – e.g., limping, complaint of pain Fatal injury (F or K) - a death resulting from a crash that occurs within 30 days of the crash Non-injury (N or Property Damage Only- PDO). <p>“Serious” crashes or injuries are all crashes (casualties) in which the highest level of injury sustained was at least one Serious injury (A), plus all crashes in which the highest level of injury sustained was at least one non-incapacitating injury (B).</p>

Performance Measure Glossary

Term	Definition
Speeding-Related Crashes (Casualties)	FARS: Crashes in which at least one driver was driving too fast for conditions or in excess of the posted maximum limit.
Texas Population	<p>FARS: Population-based crash and casualty rates use Texas population estimates derived from FHWA's Highway Statistics and/or US Census Estimates for the relevant year.</p> <p>TXDOT: Texas population data used for calculating population-based crash and casualty rates were obtained from the Texas State Data Center and Office of the State Demographer. Population-based crash and casualty rates through CY 2016 are based on Texas State Data Center population <u>estimates</u>.</p>
Vehicle Miles Traveled (VMT)	<p>FARS: All annual VMT-based crash and casualty rates, expressed in 100M VMT (100 million vehicles miles traveled, using FARS crash and casualty data are derived from FHWA's Highway Statistics for the relevant year.</p> <p>TXDOT: All annual VMT estimates used in this document are derived from TXDOT's Transportation Planning and Programming Division's (TPP) estimates of daily vehicle miles traveled. These estimates include all vehicle miles on all roadways in Texas. Total VMT includes VMT on state, city and county-maintained roads. All mileage-based crash and casualty rates based on TXDOT data use TPP VMT estimates as the denominator.</p>
Work Zone Injuries and Fatalities	TXDOT: Fatalities and serious injuries in crashes occurring in a Work Zone whether or not construction related. TxDOT CRIS codes; CRASH ROAD CONSTRUCTION ZONE FLAG_ID = Y, or CRASH ROAD CONSTRUCTION ZONE WORKER FLAG_ID = Y, or OTHR_FACTR = 49 - Construction Zone - Not Construction Related), or 50 - Construction Zone - Construction Related, or 51 - Other Maintenance Area - Not Construction Related, or 52 - Other Maintenance Area - Construction Related.

**SECTION THREE -
PROGRAM AREA REPORTS**

Planning and Administration PA - 01

Project Descriptions

Task: Program Management **Planning and Administration PA - 01**

Organization Name Division TRF-TS Project Number
TxDOT - Traffic Safety **2018-TxDOT-G-1YG-0292**

Title / Desc. **Traffic Safety Program Operations**

Conduct and manage the Texas Traffic Safety Program in order to identify traffic safety problem areas and implement programs to reduce the number and severity of traffic-related crashes, injuries, and fatalities.

Financial Information:

Fund Source	# Projects	Federal Funding	State Funding	Program Income	Local Match	Project Total
State	1	Planned:	\$5,114,083.00			\$5,114,083.00
	1	Actuals:	\$5,044,184.84			\$5,044,184.84

Task: Program Management **Planning and Administration PA - 01**

Organization Name Division TRF-TS Project Number
TxDOT - Traffic Safety **2018-TxDOT-G-1YG-0294**

Title / Desc. **Life Savers Conference**

Support attendance at the National Life Savers Conference held in San Antonio

Financial Information:

Fund Source	# Projects	Federal Funding	State Funding	Program Income	Local Match	Project Total
402 PA	1	Planned:	\$150,000.00			\$150,000.00
	1	Actuals:	\$136,050.22			\$136,050.22

Task: Program Management **Planning and Administration PA - 01**

Organization Name Division TRF-TS Project Number
TxDOT - Traffic Safety **2018-TxDOT-G-1YG-0295**

Title / Desc. **eGrants Software Support Services**

Provide software services for the maintenance support of the TxDOT Traffic Safety Electronic Grants Management System (eGrants) using Agate's IntelliGrants COTS product

Financial Information:

Fund Source	# Projects	Federal Funding	State Funding	Program Income	Local Match	Project Total
State	1	Planned:	\$55,000.00			\$55,000.00
	1	Actuals:	\$55,000.00			\$55,000.00

Task: Program Management **Planning and Administration PA - 01**

Organization Name Division TRF-TS Project Number
TxDOT - Traffic Safety **2018-TxDOT-G-1YG-0307**

Title / Desc. **eGrants Business Analysis Services**

Provide business analysis services for the continued enhancement and support of the TxDOT Traffic Safety Electronic Grants Management System (eGrants)

Financial Information:

Fund Source	# Projects	Federal Funding	State Funding	Program Income	Local Match	Project Total
402 PA	1	Planned:	\$503,521.89			\$503,521.89
	1	Actuals:	\$503,521.89			\$503,521.89

Task: Training	Planning and Administration PA - 01
-----------------------	--

Organization Name Texas A&M Transportation Institute	Division TRF-TS	Project Number 2018-TTI-G-1YG-0117
--	-----------------	--

Title / Desc. **2018 Statewide Traffic Safety Conference**

TTI will plan and conduct a tenth Statewide Traffic Safety Conference. This project provides support for planning, implementing and reporting on that conference.

<i>Performance Objectives</i>	<u>Target</u>	<u>Actual</u>	<u>Met?</u>
▪ Achieve increase in conference registrations compared to 2017	10 %	9 %	<input type="checkbox"/>
▪ Conduct statewide traffic safety conference	1	1	<input checked="" type="checkbox"/>
▪ Coordinate plan for an eleventh statewide traffic safety conference	1	1	<input checked="" type="checkbox"/>
▪ Provide evaluation of conference participant satisfaction and other performance metrics	1	1	<input checked="" type="checkbox"/>

Financial Information:

<i>Fund Source</i>	<i># Projects</i>	<i>Federal Funding</i>	<i>State Funding</i>	<i>Program Income</i>	<i>Local Match</i>	<i>Project Total</i>
402 PA	1	<i>Planned:</i> \$58,727.95		\$60,000.00	\$30,000.00	\$148,727.95
	1	<i>Actuals:</i> \$58,592.17		\$63,763.19	\$65,798.71	\$188,154.07

FY 2018 Traffic Safety Funds Program Area Expenditure Summary

Planning and Administration

PA - 01

Task	# Proj	Total	FEDERAL						MATCH			Fed. 402 to Local
			402	405B	405C	405D	405F	405E	STATE	INCOME	LOCAL	
<i>Enforcement</i>												
<i>Evaluation</i>												
Program Management	<i>Planned:</i>	4	\$5,822,604.89	\$653,521.89					\$5,169,083.00			
	<i>Actual:</i>	4	\$5,738,756.95	\$639,572.11					\$5,099,184.84			
<i>Public Information Campaigns</i>												
Training	<i>Planned:</i>	1	\$148,727.95	\$58,727.95						\$60,000.00	\$30,000.00	
	<i>Actual:</i>	1	\$188,154.07	\$58,592.17						\$63,763.19	\$65,798.71	
TOTALS:	<i>Planned:</i>	5	\$5,971,332.84	\$712,249.84					\$5,169,083.00	\$60,000.00	\$30,000.00	
	<i>Actual:</i>	5	\$5,926,911.02	\$698,164.28					\$5,099,184.84	\$63,763.19	\$65,798.71	

Alcohol and Other Drug Counter Measures

AL - 02

Goals

- To reduce the number of alcohol impaired and driving under the influence of alcohol and other drug-related crashes, fatalities and injuries.
- To reduce the number of alcohol impaired and driving under the influence of alcohol and other drug-related crashes, injuries and fatalities.
- To reduce the number of DUI-related crashes where the driver is underage 21

Strategies

- *Educate the public and stakeholders on the use of interlock devices and other alcohol monitoring technologies for DWI offenders.*
- *Improve adjudication and processing of DWI cases through improved training for judges, administrative license revocation judges, prosecutors, and probation officers.*
- *Improve and increase training for law enforcement officers.*
- *Improve anti-DWI public information and education campaigns including appropriate bilingual campaigns.*
- *Improve BAC testing and reporting to the State's crash records information system.*
- *Improve DWI processing procedures.*
- *Improve education programs on alcohol and driving for youth.*
- *Increase and sustain high visibility enforcement of DWI laws.*
- *Increase enforcement of driving under the influence by minors laws.*
- *Increase intervention efforts.*
- *Increase public education and information, concentrating on youth age 5-13 and 14-20, including parent education on drinking and driving.*
- *Increase the number of law enforcement task forces and coordinated enforcement campaigns.*
- *Increase the use of warrants for mandatory blood draws.*
- *Increase training for anti-DWI advocates.*

Project Descriptions

Task: Enforcement **Alcohol and Other Drug Counter Measures AL - 02**

Organization Name **Bexar County District Attorney's Office** District SAT Project Number **2018-BexarCoD-G-1YG-0149**

Title / Desc. **Bexar County No-Refusal Initiative**

To expand and improve county-wide DWI enforcement and prosecution by operating an all day, every day no-refusal program; and to provide the necessary training for prosecution in DWI trial advocacy.

Strategies Addressed

- Improve adjudication and processing of DWI cases through improved training for judges, administrative license revocation judges, prosecutors, and probation officers.
- Improve DWI processing procedures.
- Increase and sustain high visibility enforcement of DWI laws.
- Increase the use of warrants for mandatory blood draws.

Performance Objectives

	<u>Target</u>	<u>Actual</u>	<u>Met?</u>
▪ Achieve conviction rate of those charged with misdemeanor DWI	75 %	81 %	<input checked="" type="checkbox"/>
▪ Achieve rate of pleas taken thereby reducing the number of hours police officers are required to testify	75 %	81 %	<input checked="" type="checkbox"/>
▪ Arrest individuals charged with misdemeanor DWI related offenses	4,440	5,424	<input checked="" type="checkbox"/>
▪ Obtain voluntary breathalyzer tests by those arrested for misdemeanor DWI offenses	2,440	2,871	<input checked="" type="checkbox"/>

Financial Information:

Fund Source	# Projects	Federal Funding	State Funding	Program Income	Local Match	Project Total
405D M5HVE	1	Planned: \$32,633.35			\$31,476.26	\$64,109.61
	1	Actuals: \$17,909.69			\$34,024.20	\$51,933.89

Task: Enforcement **Alcohol and Other Drug Counter Measures AL - 02**

Organization Name **Harris County District Attorney** District HOU Project Number **2018-HarrisDA-G-1YG-0179**

Title / Desc. **Search Warrants Stop Impaired Drivers: Harris County District Attorney's Office No Refusal Program**

To continue to expand and educate citizens of the dangers of impaired driving by increasing our No Refusal program to three-day weekends, holidays, as well as additional locations.

Strategies Addressed

- Improve and increase training for law enforcement officers.
- Improve anti-DWI public information and education campaigns including appropriate bilingual campaigns.
- Improve DWI processing procedures.
- Increase and sustain high visibility enforcement of DWI laws.
- Increase enforcement of driving under the influence by minors laws.
- Increase intervention efforts.
- Increase the number of law enforcement task forces and coordinated enforcement campaigns.
- Increase the use of warrants for mandatory blood draws.
- Increase and sustain enforcement of traffic safety-related laws.
- Increase public education and information campaigns regarding enforcement activities.

Performance Objectives

	<u>Target</u>	<u>Actual</u>	<u>Met?</u>
▪ Collect Data Sets Obtained Pursuant to Blood Search Warrants Executed This Month	12	12	<input checked="" type="checkbox"/>
▪ Coordinate Nights of No Refusal	171	267	<input checked="" type="checkbox"/>
▪ Produce Press Releases/Events About the No Refusal Program	30	30	<input checked="" type="checkbox"/>
▪ Provide Blood Search Warrants to Arresting DWI Officers During Data Set Period	2,000	2,605	<input checked="" type="checkbox"/>

Financial Information:

Fund Source	# Projects	Federal Funding	State Funding	Program Income	Local Match	Project Total
405D M5HVE	1	Planned: \$329,449.24			\$82,362.31	\$411,811.55
	1	Actuals: \$293,893.85			\$73,473.41	\$367,367.26

Task: Enforcement **Alcohol and Other Drug Counter Measures AL - 02**

Organization Name **Montgomery County District Attorney's Office** District HOU Project Number **2018-MCDAO-G-1YG-0127**

Title / Desc. **Search Warrants Stop Impaired Drivers: MCDAO No Refusal Program**

To provide prosecutors, nurses, support staff, and equipment in either a central or mobile location to draft search warrants and obtain blood samples from DWI suspects who refuse a scientific test.

Strategies Addressed

- Improve adjudication and processing of DWI cases through improved training for judges, administrative license revocation judges, prosecutors, and probation officers.
- Improve and increase training for law enforcement officers.
- Improve anti-DWI public information and education campaigns including appropriate bilingual campaigns.
- Improve DWI processing procedures.
- Improve education programs on alcohol and driving for youth.
- Increase and sustain high visibility enforcement of DWI laws.
- Increase the number of law enforcement task forces and coordinated enforcement campaigns.
- Increase the use of warrants for mandatory blood draws.

Performance Objectives	Target	Actual	Met?
Acquire blood samples from DWI refusal suspects during No Refusal	350	441	<input checked="" type="checkbox"/>
Analyze No Refusal blood samples for effectiveness in targeting impaired drivers	240	920	<input checked="" type="checkbox"/>
Conduct publicity campaign activities to educate the public on DWI and No Refusal	40	171	<input checked="" type="checkbox"/>
Conduct No Refusal enforcement dates during the fiscal year	120	123	<input checked="" type="checkbox"/>
Evaluate No Refusal blood draw cases to determine the samples effect on final disposition	80	297	<input checked="" type="checkbox"/>
Evaluate DWI arrests for suitability of getting a blood warrant	1,000	1,161	<input checked="" type="checkbox"/>
Train law enforcement agencies on DWI enforcement and No Refusal operations	8	25	<input checked="" type="checkbox"/>

Financial Information:

Fund	Source	# Projects	Federal Funding	State Funding	Program Income	Local Match	Project Total
405D	M5HVE	1	Planned: \$143,603.07			\$95,048.27	\$238,651.34
		1	Actuals: \$143,603.07			\$117,183.74	\$260,786.81

Task: Enforcement **Alcohol and Other Drug Counter Measures AL - 02**

Organization Name **Tarrant County** District FTW Project Number **2018-TarrantC-G-1YG-0183**

Title / Desc. **Tarrant County No Refusal Program**

Improve DWI enforcement throughout Tarrant County through the implementation of No Refusal arrests on targeted holidays and special events.

Performance Objectives	Target	Actual	Met?
Arrest DWI suspects based on blood evidence	610	638	<input checked="" type="checkbox"/>
Conduct No Refusal Events 2018 - Events 11-13	13	51	<input checked="" type="checkbox"/>
Conduct No Refusal Events 2018-Events 6-10	13	53	<input checked="" type="checkbox"/>
Conduct No Refusal Events FY2018 - Events 1-5	13	49	<input checked="" type="checkbox"/>

Financial Information:

Fund	Source	# Projects	Federal Funding	State Funding	Program Income	Local Match	Project Total
405D	M5HVE	1	Planned: \$216,070.00			\$93,070.28	\$309,140.28
		1	Actuals: \$143,034.50			\$72,886.09	\$215,920.59

Task: Enforcement **Alcohol and Other Drug Counter Measures AL - 02**

Organization Name **Texas Alcoholic Beverage Commission** Division TRF-TS Project Number **2018-TABC-G-1YG-0216**

Title / Desc. **TABC Under 21 Community Education Project**

To educate the community about the dangers of underage drinking and the alcoholic beverage (AB) laws designed to promote public safety, while ensuring enforcement efforts meet the demands of Texans.

Strategies Addressed

- Improve anti-DWI public information and education campaigns including appropriate bilingual campaigns.
- Improve education programs on alcohol and driving for youth.
- Increase public education and information, concentrating on youth age 5-13 and 14-20, including parent education on drinking and driving.

Performance Objectives

	<u>Target</u>	<u>Actual</u>	<u>Met?</u>
▪ Conduct inspections at licensed alcoholic beverage locations	6,000	20,200	☑
▪ Distribute law enforcement toolkit containing materials on the AB laws and conducting source investigations	1	1	☑
▪ Distribute retailer toolkit containing materials on the alcoholic beverage laws	1	1	☑
▪ Distribute toolkit for community members containing materials on the alcoholic beverage laws	1	1	☑
▪ Educate employees of TABC licensed locations about the alcoholic beverage laws and responsible service	6,000	16,269	☑
▪ Produce series of videos for younger students in an effort to prevent underage drinking and its consequences	1	1	☑
▪ Revise website (www.2young2drink.com) to modernize it and make it more interactive	1	1	☑
▪ Train commissioned peace officers on alcoholic beverage enforcement operations/laws	4,000	6,452	☑

Financial Information:

Fund Source	# Projects	Federal Funding	State Funding	Program Income	Local Match	Project Total
402 AL	1	Planned: \$548,838.43			\$660,488.22	\$1,209,326.65
	1	Actuals: \$482,189.60			\$753,937.01	\$1,236,126.61

Task: Enforcement **Alcohol and Other Drug Counter Measures AL - 02**

Organization Name **Texas Department of Public Safety** Division TRF-TS Project Number **2018-TDPS-G-1YG-0008**

Title / Desc. **Evidential Drug, Breath and Blood Alcohol Testing**

The Texas Department of Public Safety Crime Laboratory will use overtime funds and provide for increased Forensic Scientist training to help bring DWI cases to legal conclusion.

Strategies Addressed

- Increase enforcement of driving under the influence by minors laws.

Performance Objectives

	<u>Target</u>	<u>Actual</u>	<u>Met?</u>
▪ Attend Lifesavers National Conference on Highway Safety Priorities	10	12	☑
▪ Certify law enforcement officers as breath alcohol test operators	500	859	☑
▪ Coordinate overtime hours to process blood alcohol and drug cases from individuals arrested for DWI	5,500	5,170	☐
▪ Coordinate Hours for staff to conduct breath alcohol testing program duties	10,000	11,801	☑
▪ Train Forensic Scientists in Alcohol and Drug toxicology for Highway Safety programs	30	59	☑
▪ Train Forensic Scientists in Intoxilyzer Instrument maintenance and repair	40	45	☑

Financial Information:

Fund Source	# Projects	Federal Funding	State Funding	Program Income	Local Match	Project Total
405D M5HVE	1	Planned: \$426,206.00			\$250,000.00	\$676,206.00
	1	Actuals: \$380,595.20			\$402,300.96	\$782,896.16

Task: Enforcement	Alcohol and Other Drug Counter Measures AL - 02
--------------------------	--

<i>Organization Name</i> TxDOT - Traffic Safety	<i>Division</i> TRF-TS	<i>Project Number</i> STEP - Impaired Driving Mobilization
---	------------------------	--

Title / Desc. **STEP - Impaired Driving Mobilization**

Coordinate and conduct quarterly mobilizations consisting of increased DWI enforcement and earned media activities.

Performance Measures

Child Safety Seat citations	0
CMV Speed citations	0
Community events	55
DUI Minor arrests/citations	13
DWI arrests	865
HMV citations	0
ITC citations	12
Media exposures	235
Other arrests	60
Other citations	47
Presentations conducted	80
Public information and education materials distributed	13,667
Public information and education materials produced	3,000
Safety Belt citations	0
Speed citations	21
STEP Enforcement Hours	7,515

Project Notes

TRF-BTS projected that 70 law enforcement agencies would participate in a year-long impaired driving mobilization project; however, after reaching out to over 70 law enforcement agencies, only 19 agencies accepted funding through our program.

Participating Organizations

<i>Participating Organizations</i>	<i>Project #</i>
City of Austin Police Department	2018-AustinPD-IDM-00009
City of Cedar Hill Police Department	2018-CedarPD-IDM-00012
City of Dallas Police Department	2018-Dallas-IDM-00011
City of DeSoto Police Department	2018-DeSotoPD-IDM-00004
City of Early Police Department	2018-EarlyPD-IDM-00021
El Paso County Sheriff's Office	2018-EIPasoCO-IDM-00003
City of Garland - Police Department	2018-GarlandPD-IDM-00005
Harris County Sheriff's Office	2018-HarrisCo-IDM-00006
City of Houston - Police Department	2018-HoustonPD-IDM-00015
City of Italy Police Department	2018-ItalyPD-IDM-00022
City of Laredo Police Department	2018-LaredoPD-IDM-00019
City of Lewisville Police Department	2018-LewisvPD-IDM-00007
City of McAllen Police Department	2018-McAllenPD-IDM-00010
City of Mesquite Police Department	2018-Mesquite-IDM-00008
City of Midlothian - Police Department	2018-MidlothianPD-IDM-00017
Montgomery County Sheriff's Office	2018-MontgoSO-IDM-00002
City of Pharr Police Department	2018-PharrPD-IDM-00013
Texas A&M University - Central Texas - Police Department	2018-TAMUCPD-IDM-00018
Travis County Sheriff's Office	2018-Travis County SO-IDM-00014
City of Wharton Police Department	2018-WhartonPD-IDM-00016

Financial Information:

<i>Fund Source</i>	<i># Projects</i>	<i>Federal Funding</i>	<i>State Funding</i>	<i>Program Income</i>	<i>Local Match</i>	<i>Project Total</i>
405D M5HVE	70	<i>Planned:</i> \$535,245.45			\$195,320.34	\$730,565.79
	19	<i>Actuals:</i> \$421,226.11			\$218,631.41	\$639,857.52

Task: Enforcement	Alcohol and Other Drug Counter Measures AL - 02
--------------------------	--

<i>Organization Name</i> TxDOT - Traffic Safety	<i>Division</i> TRF-TS	<i>Project Number</i> STEP Wave DWI
---	------------------------	---

Title / Desc. **STEP Wave DWI**

Increased DWI enforcement and public information and education activities and support national mobilization.

Performance Measures

Child Safety Seat citations	3
CMV Speed citations	0
Community events	0
DUI Minor arrests/citations	1
DWI arrests	65
HMV citations	0
ITC citations	9
Media exposures	4
Other arrests	14
Other citations	135
Presentations conducted	0
Public information and education materials distributed	0
Public information and education materials produced	0
Safety Belt citations	1
Speed citations	100
STEP Enforcement Hours	669

Project Notes

TRF-BTS originally planned that three law enforcement agencies would receive Wave Comprehensive grants; however, after receiving the three proposals, one agency withdrew their proposal.

Participating Organizations

Project #

City of Cedar Park Police Department	2018-CdrPrkPD-S-1YG-0037
Houston-Galveston Area Council	2018-HGAC-S-1YG-0094

Financial Information:

<i>Fund Source</i>	<i># Projects</i>	<i>Federal Funding</i>	<i>State Funding</i>	<i>Program Income</i>	<i>Local Match</i>	<i>Project Total</i>
405D M5HVE	3	<i>Planned:</i> \$67,134.93			\$20,639.40	\$87,774.33
	2	<i>Actuals:</i> \$33,899.19			\$11,358.26	\$45,257.45

Task: Evaluation	Alcohol and Other Drug Counter Measures AL - 02
-------------------------	--

Organization Name Texas A&M Transportation Institute	Division TRF-TS	Project Number 2018-TTI-G-1YG-0092
--	-----------------	--

Title / Desc. **Blood Alcohol Concentration (BAC) Reporting in Texas: Improving ME Office and County Performance**

Identify issues, address problems, as well as assist medical examiners and justices of the peace to report missing driver BAC toxicology results to TxDOT Crash Records.

Strategies Addressed

- Improve adjudication and processing of DWI cases through improved training for judges, administrative license revocation judges, prosecutors, and probation officers.
- Improve DWI processing procedures.

Performance Objectives

	<u>Target</u>	<u>Actual</u>	<u>Met?</u>
▪ Conduct Crash Analysis Involving Blood Alcohol Concentration Reporting for TxDOT Traffic Records	1	1	<input checked="" type="checkbox"/>
▪ Conduct Educational Activities with Medical Examiners to improve BAC testing and reporting in Texas	2	2	<input checked="" type="checkbox"/>
▪ Conduct Educational Activities with Justices of the Peace to improve BAC testing and reporting in Texas	7	6	<input type="checkbox"/>
▪ Coordinate Forum with Justices of the Peace and Medical Examiners to improve BAC testing and reporting in Texas	1	1	<input checked="" type="checkbox"/>
▪ Create Process Flow for Blood Alcohol Concentration (BAC) Reporting in Fatal Crashes	1	1	<input checked="" type="checkbox"/>
▪ Evaluate Blood Alcohol Concentration Reporting Processes Used and Educational Activities for Medical Examiner	10	12	<input checked="" type="checkbox"/>
▪ Evaluate BAC Reporting Processes Used & Educational Activities for Justice of the Peace Offices	100	130	<input checked="" type="checkbox"/>
▪ Support TxDOT in Improving the Reporting of Blood Alcohol Concentration Results	1	1	<input checked="" type="checkbox"/>

Financial Information:

Fund	Source	# Projects		Federal Funding	State Funding	Program Income	Local Match	Project Total
405D	M5BAC	1	Planned:	\$108,695.46			\$27,188.73	\$135,884.19
		1	Actuals:	\$106,532.88			\$28,002.29	\$134,535.17

Task: Evaluation	Alcohol and Other Drug Counter Measures AL - 02
-------------------------	--

Organization Name Texas A&M Transportation Institute	Division TRF-TS	Project Number 2018-TTI-G-1YG-0104
--	-----------------	--

Title / Desc. **Statewide Impaired Driving Task Force, Plan, Forum, and Technical Assistance**

Continue the work of the Texas Impaired Driving Task Force, administer statewide web presence, statewide forum, programmatic technical assistance, & maintenance of the Impaired Driving Plan for Texas.

Strategies Addressed

- Improve adjudication and processing of DWI cases through improved training for judges, administrative license revocation judges, prosecutors, and probation officers.
- Improve and increase training for law enforcement officers.
- Improve DWI processing procedures.
- Improve education programs on alcohol and driving for youth.
- Increase and sustain high visibility enforcement of DWI laws.
- Increase enforcement of driving under the influence by minors laws.
- Increase intervention efforts.
- Increase the number of law enforcement task forces and coordinated enforcement campaigns.
- Increase training for anti-DWI advocates.

Performance Objectives

	<u>Target</u>	<u>Actual</u>	<u>Met?</u>
▪ Analyze alcohol related fatal crashes to produce a Texas Impaired Driving Annual Snapshot (minimum)	500	1,219	<input checked="" type="checkbox"/>
▪ Conduct multi-state assessment of State impaired driving task forces to determine best practice strategies	1	1	<input checked="" type="checkbox"/>
▪ Conduct Statewide Traffic Safety Forum focused on impaired driving in Austin	1	1	<input checked="" type="checkbox"/>
▪ Conduct extension outreach to TIDCCs to identify potential collaborations	10	10	<input checked="" type="checkbox"/>
▪ Coordinate meetings of the Texas Impaired Driving Task Force	2	2	<input checked="" type="checkbox"/>
▪ Develop educational documents for the impaired driving program (1-2 pages each)	2	4	<input checked="" type="checkbox"/>
▪ Maintain Statewide Texas Impaired Driving Task Force	1	1	<input checked="" type="checkbox"/>
▪ Maintain impaired driving subcommittees to support the Texas Impaired Driving Task Force	3	3	<input checked="" type="checkbox"/>
▪ Revise Texas Impaired Driving Plan	1	1	<input checked="" type="checkbox"/>
▪ Submit content revisions to the Texas impaired driving website (dyingtodrink.org)	12	12	<input checked="" type="checkbox"/>

Financial Information:

Fund	Source	# Projects		Federal Funding	State Funding	Program Income	Local Match	Project Total
402	AL	1	Planned:	\$265,636.41			\$66,445.89	\$332,082.30
		1	Actuals:	\$240,837.87			\$60,262.22	\$301,100.09

Task: Public Information Campaigns	Alcohol and Other Drug Counter Measures AL - 02
---	--

Organization Name Guerra Deberry Coody	Division TRF-TS	Project Number 2018-GDC-SOW-0002
--	-----------------	--

Title / Desc. Statewide Impaired Driving Campaign

A statewide, year-long education and awareness campaign focusing on the dangers and consequences of impaired driving, as well as alternative planning strategies and resources for a sober ride.

Strategies Addressed

- Improve anti-DWI public information and education campaigns including appropriate bilingual campaigns.
- Increase public education and information, concentrating on youth age 5-13 and 14-20, including parent education on drinking and driving.

Performance Objectives

	<u>Target</u>	<u>Actual</u>	<u>Met?</u>
▪ Conduct impaired driving studies	2	2	<input checked="" type="checkbox"/>
▪ Conduct integrated campaign flights	7	7	<input checked="" type="checkbox"/>
▪ Develop media relations packets	6	8	<input checked="" type="checkbox"/>
▪ Distribute media advisories	54	47	<input type="checkbox"/>
▪ Establish public and private partnerships	25	73	<input checked="" type="checkbox"/>
▪ Implement media and grassroots community events	57	50	<input type="checkbox"/>
▪ Produce new creative for Labor Day Flight	1	1	<input checked="" type="checkbox"/>
▪ Produce enhanced video kiosk monitors	2	0	<input type="checkbox"/>
▪ Produce TV PSAs	4	3	<input type="checkbox"/>
▪ Produce social media assets	6	16	<input checked="" type="checkbox"/>
▪ Produce posters and informational push cards	12	10	<input type="checkbox"/>

Financial Information:

Fund	Source	# Projects		Federal Funding	State Funding	Program Income	Local Match	Project Total
405D	M5PEM	1	Planned:	\$3,999,775.00			\$4,000,000.00	\$7,999,775.00
		1	Actuals:	\$3,899,689.22			\$22,526,661.10	\$26,426,350.32

Task: Public Information Campaigns	Alcohol and Other Drug Counter Measures AL - 02
---	--

Organization Name Hillcrest Baptist Medical Center-Hillcrest	Division TRF-TS	Project Number 2018-Hillcres-G-1YG-0246
--	-----------------	---

Title / Desc. Texas RED Program

The Texas Reality Education for Drivers (RED) is a traffic safety and injury prevention program targeting young drivers and their families offered in hospitals and other community settings.

Strategies Addressed

- Improve education programs on alcohol and driving for youth.
- Increase public education and information, concentrating on youth age 5-13 and 14-20, including parent education on drinking and driving.
- Increase public information and education campaigns.
- Develop and implement public information and education efforts on traffic safety issues.

Performance Objectives

	<u>Target</u>	<u>Actual</u>	<u>Met?</u>
▪ Collect RED participants at least 60 days post attendance to measure behavior change	80	88	<input checked="" type="checkbox"/>
▪ Collect RED alcohol and other drug assessments from participants ages 14+	3,770	4,710	<input checked="" type="checkbox"/>
▪ Conduct RED campaign during back to school	1	1	<input checked="" type="checkbox"/>
▪ Conduct Safe Driving Challenge between two rival high schools	1	1	<input checked="" type="checkbox"/>
▪ Conduct RED campaign during prom and formal events	2	3	<input checked="" type="checkbox"/>
▪ Conduct RED campaigns during spring break	2	8	<input checked="" type="checkbox"/>
▪ Conduct RED campaign activities during graduation and summer seasons	4	4	<input checked="" type="checkbox"/>
▪ Conduct RED Programs in hospital trauma centers	40	60	<input checked="" type="checkbox"/>
▪ Conduct experiential training sessions utilizing the driving simulator	45	100	<input checked="" type="checkbox"/>
▪ Conduct RED adult presentations	45	73	<input checked="" type="checkbox"/>
▪ Conduct youth presentations utilizing RED concepts in schools and community events	48	226	<input checked="" type="checkbox"/>
▪ Distribute satisfaction surveys to RED Program participants and partners	50	516	<input checked="" type="checkbox"/>
▪ Distribute public information and education pieces to youth and adults through community events	37,500	51,628	<input checked="" type="checkbox"/>
▪ Participate in community events	36	66	<input checked="" type="checkbox"/>
▪ Participate in collaborative ventures designed to reduce alcohol and drug related motor vehicle crashes	90	168	<input checked="" type="checkbox"/>
▪ Train Reality Education for Drivers (RED) Trauma Center sites to conduct RED program	5	12	<input checked="" type="checkbox"/>

Financial Information:

Fund	Source	# Projects		Federal Funding	State Funding	Program Income	Local Match	Project Total
402	AL	1	Planned:	\$306,534.09			\$184,897.24	\$491,431.33
		1	Actuals:	\$294,532.23			\$220,562.97	\$515,095.20

Task: Public Information Campaigns	Alcohol and Other Drug Counter Measures AL - 02
---	--

Organization Name Texans Standing Tall	Division TRF-TS	Project Number 2018-TST-G-1YG-0232
--	-----------------	--

Title / Desc. **Statewide Community Coalitions Assessment to Identify Collaboration Opportunities to prevent DUI/DWI**

TST will conduct a statewide assessment of community coalitions that address alcohol and other drug use to identify collaboration opportunities between TxDOT and coalitions to prevent DUI/DWI.

Strategies Addressed

- Increase and sustain high visibility enforcement of DWI laws.
- Increase enforcement of driving under the influence by minors laws.
- Increase intervention efforts.
- Increase public education and information, concentrating on youth age 5-13 and 14-20, including parent education on drinking and driving.
- Increase the number of law enforcement task forces and coordinated enforcement campaigns.

Performance Objectives

	<u>Target</u>	<u>Actual</u>	<u>Met?</u>
▪ Conduct regional focus groups for coalitions assessment to encourage collaboration	2	2	<input checked="" type="checkbox"/>
▪ Conduct key informant interviews with coalition staff participating in the assessment	20	21	<input checked="" type="checkbox"/>
▪ Coordinate stakeholder meetings with TxDOT and coalitions that want to collaborate on impaired driving	5	5	<input checked="" type="checkbox"/>
▪ Create Assessment Report Addendum of Coalitions in Texas and their work on impaired driving	1	1	<input checked="" type="checkbox"/>
▪ Evaluate Coalitions Assessment Process	1	1	<input checked="" type="checkbox"/>
▪ Identify coalitions who have not yet participated in the Coalitions Assessment	40	40	<input checked="" type="checkbox"/>
▪ Support collaboration by promoting Coalition Assessment Report, new Addendum, and expanded Database	1	1	<input checked="" type="checkbox"/>
▪ Update and inform the public of 1 Searchable Online Coalitions Database	1	1	<input checked="" type="checkbox"/>

Financial Information:

Fund	Source	# Projects		Federal Funding	State Funding	Program Income	Local Match	Project Total
402	AL	1	Planned:	\$197,431.20			\$66,837.83	\$264,269.03
		1	Actuals:	\$197,431.20			\$74,747.53	\$272,178.73

Task: Public Information Campaigns	Alcohol and Other Drug Counter Measures AL - 02
---	--

Organization Name Texans Standing Tall	Division TRF-TS	Project Number 2018-TST-G-1YG-0234
--	-----------------	--

Title / Desc. **Zero Alcohol for Youth Campaign and Statewide Youth Leadership Council to Reduce Impaired Driving**

Zero Alcohol for Youth Campaign and Youth Leadership Council are youth led programs to reduce impaired driving and increase awareness and enforcement of Texas Zero Tolerance Laws on youth alcohol use.

Strategies Addressed

- Improve education programs on alcohol and driving for youth.
- Increase enforcement of driving under the influence by minors laws.
- Increase intervention efforts.
- Increase public education and information, concentrating on youth age 5-13 and 14-20, including parent education on drinking and driving.

Performance Objectives

	<u>Target</u>	<u>Actual</u>	<u>Met?</u>
▪ Coordinate Texans Standing Tall (TST)/Youth Leadership Council (YLC) collaboration opportunities	9	14	<input checked="" type="checkbox"/>
▪ Evaluate program	1	1	<input checked="" type="checkbox"/>
▪ Provide Zero Tolerance Law statewide program support and promotion through educational resources	1	1	<input checked="" type="checkbox"/>
▪ Provide ZAYC Trainings on How Youth & Adults Work Together to Reduce Underage Drinking and Impaired Driving	4	5	<input checked="" type="checkbox"/>
▪ Provide Zero Alcohol for Youth Campaign Trainings on Strategies Reducing Underage Drinking/Impaired Driving	4	6	<input checked="" type="checkbox"/>
▪ Support Youth Leadership Council (YLC) by promoting the program	1	1	<input checked="" type="checkbox"/>
▪ Support Statewide Youth Leadership Council (YLC) and its role in Texans Standing Tall (TST)	1	1	<input checked="" type="checkbox"/>
▪ Train Youth Leadership Council (YLC)	1	1	<input checked="" type="checkbox"/>

Financial Information:

Fund	Source	# Projects		Federal Funding	State Funding	Program Income	Local Match	Project Total
402	AL	1	Planned:	\$345,664.38			\$119,289.10	\$464,953.48
		1	Actuals:	\$345,664.38			\$136,961.20	\$482,625.58

Task: Public Information Campaigns **Alcohol and Other Drug Counter Measures AL - 02**

Organization Name **Texas A&M Agrilife Extension Service** Division TRF-TS Project Number **2018-Texas Ag-G-1YG-0140**

Title / Desc. **Texas A&M AgriLife Extension Service Watch UR BAC Alcohol and other Drug Awareness Program**

Education and awareness program on the dangers of impaired driving to reduce alcohol and other drug related crashes and fatalities. Emphasis is on youth, especially in rural counties.

Strategies Addressed

- Educate the public and stakeholders on the use of interlock devices and other alcohol monitoring technologies for DWI offenders.
- Improve and increase training for law enforcement officers.
- Improve anti-DWI public information and education campaigns including appropriate bilingual campaigns.
- Improve education programs on alcohol and driving for youth.
- Increase public education and information, concentrating on youth age 5-13 and 14-20, including parent education on drinking and driving.
- Increase training for anti-DWI advocates.
- Improve public information and education on the value of not operating a motorcycle while under the influence of alcohol and/or other drugs.

Performance Objectives

	<u>Target</u>	<u>Actual</u>	<u>Met?</u>
▪ Conduct Driving While Intoxicated (DWI) Law Enforcement Advisory Group meetings	6	8	☑
▪ Conduct programs for older adults on the dangers of driving under the influence of drugs	6	11	☑
▪ Conduct demonstrations on the use of ignition interlock and/or other alcohol monitoring technology	8	8	☑
▪ Conduct programs on the dangers of impaired motorcycle driving	10	11	☑
▪ Coordinate events with educational outreach subcontractors	68	68	☑
▪ Create pilot program to educate law enforcement officers on current alcohol & drug impaired driving trends	1	3	☑
▪ Maintain website at watchurbac.tamu.edu with alcohol and other drug awareness information	1	10	☑
▪ Manage social media platforms to support program outreach and information dissemination	3	36	☑
▪ Support adult education programs to increase the awareness of underage drinking and current drug trends	10	17	☑
▪ Support events to educate the public about alcohol and other drug awareness	90	186	☑

Financial Information:

Fund Source	# Projects	Federal Funding	State Funding	Program Income	Local Match	Project Total
402 AL	1	Planned: \$592,421.28			\$207,718.72	\$800,140.00
	1	Actuals: \$583,264.84			\$231,601.43	\$814,866.27

Task: Public Information Campaigns **Alcohol and Other Drug Counter Measures AL - 02**

Organization Name **Texas A&M Transportation Institute** Division TRF-TS Project Number **2018-TTI-G-1YG-0075**

Title / Desc. **Peer-to-Peer Program to Deter Impaired Driving and Underage Drinking Amongst Youth in Texas**

Deploy peer-to-peer traffic safety programming that addresses impaired driving and underage drinking at junior high/middle schools, high schools & colleges in Texas.

Strategies Addressed

- Improve anti-DWI public information and education campaigns including appropriate bilingual campaigns.
- Improve education programs on alcohol and driving for youth.
- Increase intervention efforts.
- Increase public education and information, concentrating on youth age 5-13 and 14-20, including parent education on drinking and driving.

Performance Objectives

	<u>Target</u>	<u>Actual</u>	<u>Met?</u>
▪ Conduct collaborative partnership events with college campus police departments to focus on DWI outreach	3	5	<input checked="" type="checkbox"/>
▪ Conduct impaired driving prevention outreach activities on college campuses	6	11	<input checked="" type="checkbox"/>
▪ Coordinate statewide symposium with the theme of reducing impaired driving among college students	1	1	<input checked="" type="checkbox"/>
▪ Coordinate meetings of the Collegiate Advisory Board	4	5	<input checked="" type="checkbox"/>
▪ Maintain award program for the student teams conducting the most outreach in their community	1	1	<input checked="" type="checkbox"/>
▪ Maintain established social media presences and continue to increase outreach on all platforms	2	5	<input checked="" type="checkbox"/>
▪ Provide college campuses in Texas with resources to address impaired driving among college students	20	22	<input checked="" type="checkbox"/>
▪ Provide resource kits related to “other drugs” designed for delivery by college students	20	22	<input checked="" type="checkbox"/>
▪ Provide resource kits related to “other drugs” designed for delivery by junior high students	50	55	<input checked="" type="checkbox"/>
▪ Provide sets of Zero Tolerance education materials designed for delivery by junior high students	50	55	<input checked="" type="checkbox"/>
▪ Provide resource kits related to “other drugs” designed for delivery by high school students	150	155	<input checked="" type="checkbox"/>
▪ Provide sets of Zero Tolerance education materials designed for delivery by high school students	150	155	<input checked="" type="checkbox"/>

Financial Information:

Fund	Source	# Projects		Federal Funding	State Funding	Program Income	Local Match	Project Total
402	AL	1	Planned:	\$342,087.01			\$85,581.44	\$427,668.45
		1	Actuals:	\$328,576.40			\$149,247.05	\$477,823.45

Task: Public Information Campaigns	Alcohol and Other Drug Counter Measures AL - 02
---	--

Organization Name Travis County Attorney's UDPP	District AUS	Project Number 2018-Travis C-G-1YG-0020
---	--------------	---

Title / Desc. Comprehensive Underage Drinking Prevention Program

To conduct a comprehensive underage drinking prevention program through education efforts and peer to peer interaction to reduce underage drinking and driving and underage alcohol consumption.

Strategies Addressed

- Improve education programs on alcohol and driving for youth.
- Increase public education and information, concentrating on youth age 5-13 and 14-20, including parent education on drinking and driving.

Performance Objectives

	<u>Target</u>	<u>Actual</u>	<u>Met?</u>
▪ Collect months of UDPP statistics in Travis, Hays and Williamson Counties	12	32	<input checked="" type="checkbox"/>
▪ Conduct year round public information and education (PI&E) campaign in the tri-county area	1	1	<input checked="" type="checkbox"/>
▪ Conduct Underage Drinking Prevention Task Force meetings	5	5	<input checked="" type="checkbox"/>
▪ Conduct Busted and Why Risk It? presentations to youth and adults in Travis, Hays and Williamson Counties	450	764	<input checked="" type="checkbox"/>
▪ Create partnerships with agencies that can collaborate with UDPP on underage drinking prevention	12	95	<input checked="" type="checkbox"/>
▪ Participate in community events in Travis, Hays and Williamson Counties	50	98	<input checked="" type="checkbox"/>

Financial Information:

Fund	Source	# Projects		Federal Funding	State Funding	Program Income	Local Match	Project Total
402	AL	1	<i>Planned:</i>	\$180,025.49			\$233,470.08	\$413,495.57
		1	<i>Actuals:</i>	\$180,025.13			\$256,518.60	\$436,543.73

Task: Public Information Campaigns	Alcohol and Other Drug Counter Measures AL - 02
---	--

<i>Organization Name</i> TxDOT - Traffic Safety	<i>Division</i> TRF-TS	<i>Project Number</i> Project Celebration
---	------------------------	---

Title / Desc. **Project Celebration**

Project Celebration Mini-Grants are state funded grants to approximately 575 high schools to assist in sponsoring alcohol free events around prom and graduation time.

<i>Participating Organizations</i>	<i>Project #</i>
TxDOT-Abilene	2018-PC-Tx-ABL-00001
TxDOT-Amarillo	2018-PC-Tx-AMA-00002
TxDOT-Atlanta	2018-PC-Tx-ATL-00003
TxDOT-Austin	2018-PC-Tx-AUS-00004
TxDOT-Beaumont	2018-PC-Tx-BMT-00005
TxDOT-Bryan	2018-PC-Tx-BRY-00007
TxDOT-Brownwood	2018-PC-Tx-BWD-00006
TxDOT-Childress	2018-PC-Tx-CHS-00008
TxDOT-CorpusChristi	2018-PC-Tx-CRP-00009
TxDOT-Dallas	2018-PC-Tx-DAL-00010
TxDOT-El Paso	2018-PC-Tx-ELP-00011
TxDOT-Ft. Worth	2018-PC-Tx-FTW-00012
TxDOT-Houston	2018-PC-Tx-HOU-00013
TxDOT-Lubbock	2018-PC-Tx-LBB-00015
TxDOT-Lufkin	2018-PC-Tx-LKF-00016
TxDOT-Laredo	2018-PC-Tx-LRD-00014
TxDOT-Odessa	2018-PC-Tx-ODA-00017
TxDOT-Paris	2018-PC-Tx-PAR-00018
TxDOT-Pharr	2018-PC-Tx-PHR-00019
TxDOT-San Antonio	2018-PC-Tx-SAT-00021
TxDOT-San Angelo	2018-PC-Tx-SJT-00020
TxDOT-Tyler	2018-PC-Tx-TYL-00022
TxDOT-Waco	2018-PC-Tx-WAC-00023
TxDOT-Wichita Falls	2018-PC-Tx-WFS-00024
TxDOT-Yoakum	2018-PC-Tx-YKM-00025

Financial Information:

<i>Fund Source</i>	<i># Projects</i>	<i>Federal Funding</i>	<i>State Funding</i>	<i>Program Income</i>	<i>Local Match</i>	<i>Project Total</i>
State	25	<i>Planned:</i>	\$380,931.25			\$383,080.00
	25	<i>Actuals:</i>	\$255,237.00			\$255,237.00

Task: Training	Alcohol and Other Drug Counter Measures AL - 02
-----------------------	--

<i>Organization Name</i> Education Service Center, Region VI	<i>Division</i> TRF-TS	<i>Project Number</i> 2018-ESCVI-G-1YG-0164
--	------------------------	---

Title / Desc. **Alcohol Drug And Safety Training Education Program AD-A-STEP for Life.**

This is up to a 3 hour Alcohol Drug & Safety Education course for adults identified as under educated by federal guidelines & 21st Century, K-12 students & their parents in after-school programs.

Strategies Addressed

- Increase public education and information, concentrating on youth age 5-13 and 14-20, including parent education on drinking and driving.

Performance Objectives

	<u>Target</u>	<u>Actual</u>	<u>Met?</u>
▪ Analyze participant evaluations to determine overall effectiveness of Alcohol Drug & Safety Training Program	500	742	<input checked="" type="checkbox"/>
▪ Teach Adult Education, ESL, Boys & Girls Club, YMCA, college freshmen & parents in the AD-A-STEP program	700	962	<input checked="" type="checkbox"/>
▪ Update teacher/staff resource binder to consist of program lessons, supplementals, games and activities	1	1	<input checked="" type="checkbox"/>

Financial Information:

<i>Fund Source</i>	<i># Projects</i>		<i>Federal Funding</i>	<i>State Funding</i>	<i>Program Income</i>	<i>Local Match</i>	<i>Project Total</i>
405D M5OT	1	<i>Planned:</i>	\$108,640.13			\$36,850.05	\$145,490.18
	1	<i>Actuals:</i>	\$100,593.43			\$38,515.89	\$139,109.32

Task: Training	Alcohol and Other Drug Counter Measures AL - 02
-----------------------	--

Organization Name Mothers Against Drunk Driving	Division TRF-TS	Project Number 2018-MADD-G-1YG-0010
---	-----------------	---

Title / Desc. **Take The Wheel Initiative in Dallas, Travis, Cameron/Hidalgo Counties.**

Increase awareness to reduce alcohol related fatalities in Dallas, Travis, Cameron/Hidalgo counties in collaboration with Law Enforcement, Criminal Justice System and community citizens.

Strategies Addressed

- Educate the public and stakeholders on the use of interlock devices and other alcohol monitoring technologies for DWI offenders.
- Improve and increase training for law enforcement officers.
- Improve anti-DWI public information and education campaigns including appropriate bilingual campaigns.
- Improve education programs on alcohol and driving for youth.
- Increase enforcement of driving under the influence by minors laws.
- Increase intervention efforts.
- Increase public education and information, concentrating on youth age 5-13 and 14-20, including parent education on drinking and driving.
- Increase the number of law enforcement task forces and coordinated enforcement campaigns.
- Increase training for anti-DWI advocates.

Performance Objectives

	<u>Target</u>	<u>Actual</u>	<u>Met?</u>
▪ Attend Alcohol Partner Training Conference Events	12	19	<input checked="" type="checkbox"/>
▪ Conduct Roll Call Briefings for Law Enforcement in Dallas/Tarrant, Cameron/Hidalgo & Travis Program Areas	132	140	<input checked="" type="checkbox"/>
▪ Coordinate Law Enforcement Recognition (LER) and Awards Programs in Dallas, Tarrant, Travis, Cameron/Hidalgo	4	4	<input checked="" type="checkbox"/>
▪ Coordinate In-Kind Training activities in Dallas/Tarrant (2), Cameron/Hidalgo (2) & Travis (2) Program Areas	12	27	<input checked="" type="checkbox"/>
▪ Educate Parents on Power of Parents Curriculum in Dallas, Travis, Cameron and Hidalgo Counties	160	1,008	<input checked="" type="checkbox"/>
▪ Educate Teens in Power of You(th) in Cameron/Hidalgo, Dallas/Tarrant & Travis Program Areas (250 ea.)	750	1,850	<input checked="" type="checkbox"/>
▪ Implement Program Area DWI/DUI/Underage Drinking Prevention Awareness campaigns by 9/30/2018	6	8	<input checked="" type="checkbox"/>
▪ Participate in Coalition/Task Force Meetings to discuss alcohol traffic patterns, arrests and fatalities	60	60	<input checked="" type="checkbox"/>

Financial Information:

Fund	Source	# Projects		Federal Funding	State Funding	Program Income	Local Match	Project Total
405D	M5OT	1	Planned:	\$340,246.10			\$86,366.30	\$426,612.40
		1	Actuals:	\$310,670.38			\$451,526.40	\$762,196.78

Task: Training	Alcohol and Other Drug Counter Measures AL - 02
-----------------------	--

Organization Name Mothers Against Drunk Driving	Division TRF-TS	Project Number 2018-MADD-G-1YG-0011
---	-----------------	---

Title / Desc. **Take The Wheel Initiative in Harris and Montgomery Counties.**

Increase awareness to reduce alcohol related traffic fatalities in Harris and Montgomery counties in collaboration with law Enforcement, the criminal justice system and community citizens.

Strategies Addressed

- Improve and increase training for law enforcement officers.
- Improve anti-DWI public information and education campaigns including appropriate bilingual campaigns.
- Improve education programs on alcohol and driving for youth.
- Increase and sustain high visibility enforcement of DWI laws.
- Increase enforcement of driving under the influence by minors laws.
- Increase intervention efforts.

Performance Objectives

	<u>Target</u>	<u>Actual</u>	<u>Met?</u>
▪ Attend Traffic Safety Events for Staff Training and TXDOT updates	8	9	<input checked="" type="checkbox"/>
▪ Attend Coalition or Task-Force Meetings related to alcohol traffic fatalities, enforcement and education	12	15	<input checked="" type="checkbox"/>
▪ Complete Roll Call Briefings in Harris and Montgomery counties	88	96	<input checked="" type="checkbox"/>
▪ Conduct In-Kind Training activities in the Harris/Montgomery Program Area	4	8	<input checked="" type="checkbox"/>
▪ Coordinate Law Enforcement Recognition (LER) and Awards Ceremonies in Harris/Montgomery counties	1	1	<input checked="" type="checkbox"/>
▪ Coordinate Roundtable Meetings for Judges, Prosecutors, and Probation Officers in Harris and Montgomery	2	2	<input checked="" type="checkbox"/>
▪ Educate Parents in Power of Parents Curriculum in Harris and Montgomery Counties	120	152	<input checked="" type="checkbox"/>
▪ Educate Teens in Power of You(th) in the Harris/Montgomery Program Area	250	3,022	<input checked="" type="checkbox"/>
▪ Evaluate DWI/DUI Court Cases to Monitor prosecution processes in Harris and Montgomery counties	2,580	5,269	<input checked="" type="checkbox"/>
▪ Implement DWI/DUI/Underage Drinking Prevention Awareness campaigns in the Harris/Montgomery Program Area	2	2	<input checked="" type="checkbox"/>
▪ Train Inkind CM Workers to report on DWI/DUI court cases in Harris and Montgomery counties	40	40	<input checked="" type="checkbox"/>

Financial Information:

Fund	Source	# Projects		Federal Funding	State Funding	Program Income	Local Match	Project Total
405D	M5OT	1	Planned:	\$183,010.68			\$51,795.94	\$234,806.62
		1	Actuals:	\$165,622.40			\$511,893.51	\$677,515.91

Task: Training	Alcohol and Other Drug Counter Measures AL - 02
-----------------------	--

Organization Name Mothers Against Drunk Driving	District SAT	Project Number 2018-MADD-G-1YG-0012
---	--------------	---

Title / Desc. **Take The Wheel in Bexar, Smith and Gregg Counties**

To increase awareness and reduce alcohol related traffic fatalities in Bexar, Smith and Gregg counties in collaboration with law enforcement, the criminal justice system and citizens.

Strategies Addressed

- Improve adjudication and processing of DWI cases through improved training for judges, administrative license revocation judges, prosecutors, and probation officers.
- Improve and increase training for law enforcement officers.
- Improve anti-DWI public information and education campaigns including appropriate bilingual campaigns.
- Improve education programs on alcohol and driving for youth.
- Increase and sustain high visibility enforcement of DWI laws.
- Increase enforcement of driving under the influence by minors laws.
- Increase intervention efforts.
- Increase public education and information, concentrating on youth age 5-13 and 14-20, including parent education on drinking and driving.
- Increase the number of law enforcement task forces and coordinated enforcement campaigns.
- Increase training for anti-DWI advocates.

Performance Objectives

	<u>Target</u>	<u>Actual</u>	<u>Met?</u>
▪ Attend Traffic Safety Events for Staff Training and TXDOT updates	10	11	<input checked="" type="checkbox"/>
▪ Attend Coalition/Task Force Meetings to discuss alcohol traffic patterns, arrests and fatalities	32	58	<input checked="" type="checkbox"/>
▪ Collect DWI/DUI Court Cases to Monitor prosecution processes in Smith/Gregg and Bexar Counties	1,700	2,231	<input checked="" type="checkbox"/>
▪ Conduct Power of Youth Presentations in Smith/Gregg counties (Completed)	4	8	<input checked="" type="checkbox"/>
▪ Conduct In-Kind Training activities in the Bexar & Gregg/Smith Program Areas	8	23	<input checked="" type="checkbox"/>
▪ Conduct Law Enforcement Roll Call Briefings in Smith/Gregg and Bexar Counties	88	110	<input checked="" type="checkbox"/>
▪ Coordinate Roundtable Meetings for Judges, Prosecutors, and Probation Officers in Bexar County	2	2	<input checked="" type="checkbox"/>
▪ Coordinate Law Enforcement Recognition (LER) and Awards Ceremonies in Smith/Gregg and Bexar Counties	3	3	<input checked="" type="checkbox"/>
▪ Educate Parents in Power of Parents Curriculum in Smith/Gregg and Bexar Counties	220	1,136	<input checked="" type="checkbox"/>
▪ Educate Teens in Power of You(th) in Bexar & Gregg/Smith Program Areas (250 ea.)	500	4,172	<input checked="" type="checkbox"/>
▪ Implement Program Area DWI/DUI/Underage Drinking Prevention Awareness campaigns	4	8	<input checked="" type="checkbox"/>
▪ Train Case Court Monitor Inkind Workers in Smith/Gregg and Bexar	36	40	<input checked="" type="checkbox"/>

Financial Information:

Fund	Source	# Projects		Federal Funding	State Funding	Program Income	Local Match	Project Total
405D	M5OT	1	Planned:	\$227,843.52			\$57,627.93	\$285,471.45
		1	Actuals:	\$200,914.65			\$90,346.73	\$291,261.38

Task: Training	Alcohol and Other Drug Counter Measures AL - 02
-----------------------	--

Organization Name National Safety Council	Division TRF-TS	Project Number 2018-NSC-G-1YG-0159
---	-----------------	--

Title / Desc. Drug Impairment Training for Texas Employers (DITTE)

Work with and educate Texas Employers on traffic safety issues, specifically impaired driving, to change driver behavior, and to reduce the number of fatalities & injuries on Texas Roadways.

Strategies Addressed

- Educate the public and stakeholders on the use of interlock devices and other alcohol monitoring technologies for DWI offenders.
- Improve and increase training for law enforcement officers.
- Improve anti-DWI public information and education campaigns including appropriate bilingual campaigns.
- Increase intervention efforts.
- Increase public education and information, concentrating on youth age 5-13 and 14-20, including parent education on drinking and driving.
- Increase training for anti-DWI advocates.

Performance Objectives

	<u>Target</u>	<u>Actual</u>	<u>Met?</u>
▪ Conduct Drug Impaired Training for Texas Employers Advisory meetings	2	1	<input type="checkbox"/>
▪ Create webpages/website with drugged and impaired driving resources for employers	1	0	<input type="checkbox"/>
▪ Develop DITTE training materials	1	0	<input type="checkbox"/>
▪ Distribute Drug Impairment Newsletters for Employers	10	16	<input checked="" type="checkbox"/>
▪ Identify resources for Texas employers	10	10	<input checked="" type="checkbox"/>
▪ Maintain consecutive months of establishing & supporting drugged & impaired driving with Texas employers	12	11	<input type="checkbox"/>
▪ Provide webinars on Drug Impairment for employers, program partner and TxDOT staff	3	3	<input checked="" type="checkbox"/>
▪ Train Texas employers on drug impairment through training, webinars, & programming	400	546	<input checked="" type="checkbox"/>

Financial Information:

Fund	Source	#	Projects		Federal Funding	State Funding	Program Income	Local Match	Project Total
405D	M5OT	1	Planned:		\$234,673.58			\$92,632.70	\$327,306.28
		1	Actuals:		\$157,915.79			\$81,095.71	\$239,011.50

Task: Training	Alcohol and Other Drug Counter Measures AL - 02
-----------------------	--

Organization Name Sam Houston State University	Division TRF-TS	Project Number 2018-SHSU-G-1YG-0123
--	-----------------	---

Title / Desc. Impaired Driving Initiatives--DECP, ARIDE, and DITEP

Maintain a network of certified DREs/DRE Instructors, ensure compliance with DRE standards and compile data on impaired driving in Texas. Provide DRE, ARIDE, and DITEP training in Texas.

Strategies Addressed

- Improve and increase training for law enforcement officers.
- Improve education programs on alcohol and driving for youth.

Performance Objectives

	<u>Target</u>	<u>Actual</u>	<u>Met?</u>
▪ Conduct DRE instructor update course	1	0	<input type="checkbox"/>
▪ Conduct Drug Recognition Expert Work Group Meeting	1	0	<input type="checkbox"/>
▪ Conduct Agency coordinator regional meetings to review the Texas Drug Recognition Expert program	2	2	<input checked="" type="checkbox"/>
▪ Develop DRE instructor subcontract to be implemented	1	1	<input checked="" type="checkbox"/>
▪ Maintain National DRE Tracking Database	1	1	<input checked="" type="checkbox"/>
▪ Maintain Sam Houston State University Impaired Driving Grant website	1	1	<input checked="" type="checkbox"/>
▪ Revise Set of DRE Student and Instructor Policies	1	1	<input checked="" type="checkbox"/>
▪ Revise Texas DRE Recertification curriculum maintaining IACP standards	1	1	<input checked="" type="checkbox"/>
▪ Train Texas peace officers in the NHTSA/IACP approved DRE course	70	52	<input type="checkbox"/>
▪ Train DREs in the 8 hours Texas Recertification Course	75	152	<input checked="" type="checkbox"/>
▪ Train Texas peace officers in the NHTSA/IACP approved ARIDE course	375	623	<input checked="" type="checkbox"/>
▪ Train Secondary education professionals in the NHTSA/IACP approved DITEP training	500	537	<input checked="" type="checkbox"/>

Financial Information:

Fund	Source	#	Projects		Federal Funding	State Funding	Program Income	Local Match	Project Total
405D	M5CS	1	Planned:		\$679,526.44			\$187,298.68	\$866,825.12
		1	Actuals:		\$611,535.28			\$204,177.16	\$815,712.44

Task: Training **Alcohol and Other Drug Counter Measures AL - 02**

Organization Name **Sam Houston State University** Division TRF-TS Project Number **2018-SHSU-G-1YG-0195**

Title / Desc. **Drug Impairment for Texas Community Supervision, Juvenile Probation and Parole Officers**

The primary goal is to provide a 6-hour curriculum on drug impairment to Texas Community Supervision, Juvenile Probation & Parole Officers reducing fatalities and injuries on Texas roadways.

Strategies Addressed

- Improve adjudication and processing of DWI cases through improved training for judges, administrative license revocation judges, prosecutors, and probation officers.
- Increase intervention efforts.

Performance Objectives

	<u>Target</u>	<u>Actual</u>	<u>Met?</u>
▪ Conduct Advisory Group meeting to review the Drug Impairment Training for TX Probation Supervision & Parole	1	1	<input checked="" type="checkbox"/>
▪ Develop 4-hour online training course and pilot the course	1	0	<input type="checkbox"/>
▪ Develop Instructor Subcontract - Drug Impairment Training TX Supervision, Juvenile Probation & Parole Officers	1	1	<input checked="" type="checkbox"/>
▪ Maintain Sam Houston State University Impaired Driving Initiatives website	1	1	<input checked="" type="checkbox"/>
▪ Train TX Community Supervision, Juvenile Probation & Parole Officers in 6-hour drug impairment course	350	440	<input checked="" type="checkbox"/>

Financial Information:

Fund	Source	# Projects		Federal Funding	State Funding	Program Income	Local Match	Project Total
405D	M5CS	1	Planned:	\$131,496.32			\$37,020.87	\$168,517.19
		1	Actuals:	\$93,197.55			\$38,824.27	\$132,021.82

Task: Training **Alcohol and Other Drug Counter Measures AL - 02**

Organization Name **Sam Houston State University** Division TRF-TS Project Number **2018-SHSU-G-1YG-0282**

Title / Desc. **Individual Nystagmus Simulated Training Experience (INSITE)**

To enhance and complement officer Standardized Field Sobriety Tests (SFST) Training with the Individual Nystagmus Simulated Training Experience (INSITETM)

Strategies Addressed

- Improve and increase training for law enforcement officers.

Performance Objectives

	<u>Target</u>	<u>Actual</u>	<u>Met?</u>
▪ Complete final report analyzing data obtained from each INSITE participant	1	1	<input checked="" type="checkbox"/>
▪ Develop UTD/SHSU subcontract for implementation	1	1	<input checked="" type="checkbox"/>
▪ Implement INSITE into the ARIDE and SFST Refresher Courses	1	1	<input checked="" type="checkbox"/>

Financial Information:

Fund	Source	# Projects		Federal Funding	State Funding	Program Income	Local Match	Project Total
405D	M5CS	1	Planned:	\$200,014.99			\$53,592.74	\$253,607.73
		1	Actuals:	\$196,945.63			\$61,813.07	\$258,758.70

Task: Training	Alcohol and Other Drug Counter Measures AL - 02
-----------------------	--

Organization Name Texans Standing Tall	Division TRF-TS	Project Number 2018-TST-G-1YG-0231
--	-----------------	--

Title / Desc. **Enhanced Visibility Enforcement Campaign to Reduce Underage Social Access to Alcohol and DUI**

Using controlled party dispersal and media advocacy, this campaign focuses on holding adults who provide alcohol to youth accountable and increasing awareness of social host and Zero Tolerance laws.

Strategies Addressed

- Improve and increase training for law enforcement officers.
- Increase and sustain high visibility enforcement of DWI laws.
- Increase enforcement of driving under the influence by minors laws.
- Increase public education and information, concentrating on youth age 5-13 and 14-20, including parent education on drinking and driving.

Performance Objectives

	<u>Target</u>	<u>Actual</u>	<u>Met?</u>
▪ Coordinate Controlled Party Dispersal (CPD) Trainings for local law enforcement	3	3	<input checked="" type="checkbox"/>
▪ Evaluate Enhanced Visibility Enforcement Campaign (EVEC) to reduce underage social access to alcohol & DUI	1	1	<input checked="" type="checkbox"/>
▪ Provide community coalitions Enhanced Visibility Enforcement Campaign (EVEC) Training Intensive	2	2	<input checked="" type="checkbox"/>
▪ Provide media advocacy & strategic planning trainings to EVEC coalitions	4	4	<input checked="" type="checkbox"/>
▪ Support Enhanced Visibility Enforcement Campaign (EVEC) by promoting the program	1	1	<input checked="" type="checkbox"/>
▪ Support law enforcement departments in their efforts to address youth social access to alcohol	2	2	<input checked="" type="checkbox"/>
▪ Support community coalitions conducting the Enhanced Visibility Enforcement Campaign (EVEC)	3	3	<input checked="" type="checkbox"/>

Financial Information:

Fund	Source	#	Projects		Federal Funding	State Funding	Program Income	Local Match	Project Total
405D	M5CS	1	Planned:		\$183,739.57			\$62,533.90	\$246,273.47
		1	Actuals:		\$183,559.05			\$73,035.39	\$256,594.44

Task: Training	Alcohol and Other Drug Counter Measures AL - 02
-----------------------	--

Organization Name Texans Standing Tall	Division TRF-TS	Project Number 2018-TST-G-1YG-0233
--	-----------------	--

Title / Desc. **Screening and Brief Intervention for Risky Alcohol Use and Related Behavior among College Students**

Screening and brief intervention is an evidence-based strategy to screen high-risk college students to identify risky alcohol use and related behavior, such as DUI/DWI, and motivate them to stop.

Strategies Addressed

- Improve education programs on alcohol and driving for youth.
- Increase intervention efforts.
- Increase public education and information, concentrating on youth age 5-13 and 14-20, including parent education on drinking and driving.

Performance Objectives

	<u>Target</u>	<u>Actual</u>	<u>Met?</u>
▪ Assist campuses in identifying evidence-based environmental prevention strategies for their campuses	5	5	<input checked="" type="checkbox"/>
▪ Evaluate Screening and Brief Intervention (SBI) training and process fidelity	1	1	<input checked="" type="checkbox"/>
▪ Maintain online learning College Students, Risky Drinking, and Impaired Driving module	1	1	<input checked="" type="checkbox"/>
▪ Provide online SBI Refresher Training module to campuses previously trained on SBI	1	1	<input checked="" type="checkbox"/>
▪ Provide campuses with resources for implementing SBI and reducing risky alcohol use on campus	5	6	<input checked="" type="checkbox"/>
▪ Support Screening and Brief Intervention (SBI) strategy by promoting to broader communities	1	1	<input checked="" type="checkbox"/>
▪ Train campuses and provide follow-up support to implement SBI	5	6	<input checked="" type="checkbox"/>

Financial Information:

Fund	Source	#	Projects		Federal Funding	State Funding	Program Income	Local Match	Project Total
405D	M5TR	1	Planned:		\$326,242.10			\$110,463.82	\$436,705.92
		1	Actuals:		\$326,242.10			\$136,535.13	\$462,777.23

Task: Training	Alcohol and Other Drug Counter Measures AL - 02
-----------------------	--

Organization Name Texas A&M Transportation Institute	Division TRF-TS	Project Number 2018-TTI-G-1YG-0093
--	-----------------	--

Title / Desc. **Texas Ignition Interlock Training Program, Policy Evaluation & Summit**

TTI will conduct an ignition interlock training program, evaluate Texas' ignition interlock laws, & hold a summit to educate stakeholders about ignition interlocks.

Strategies Addressed

- Educate the public and stakeholders on the use of interlock devices and other alcohol monitoring technologies for DWI offenders.
- Improve adjudication and processing of DWI cases through improved training for judges, administrative license revocation judges, prosecutors, and probation officers.
- Increase training for anti-DWI advocates.

Performance Objectives

	<u>Target</u>	<u>Actual</u>	<u>Met?</u>
▪ Conduct literature review of ignition interlock's effectiveness in reducing impaired driving	1	1	<input checked="" type="checkbox"/>
▪ Conduct policy review of Texas and other states ignition interlock laws	1	1	<input checked="" type="checkbox"/>
▪ Conduct focus groups w/impaired driving stakeholders to solicit feedback on Texas' ignition interlock laws	3	4	<input checked="" type="checkbox"/>
▪ Conduct regional trainings each for law enforcement, prosecutors, judges & probation officers	3	3	<input checked="" type="checkbox"/>
▪ Coordinate summit to educate stakeholders on impaired driving & ignition interlock	1	2	<input checked="" type="checkbox"/>
▪ Create distance learning tool for Criminal Justice Professionals curriculum	1	2	<input checked="" type="checkbox"/>
▪ Produce cumulative report on the state of Texas' ignition interlock laws with best practice recommendations	1	1	<input checked="" type="checkbox"/>
▪ Produce report of outcome of Ignition Interlock for Criminal Justice Professionals Training programs	1	1	<input checked="" type="checkbox"/>
▪ Train agencies each of law enforcement, prosecutors, judges & probation officers using distance learning	3	3	<input checked="" type="checkbox"/>

Financial Information:

Fund	Source	#	Projects		Federal Funding	State Funding	Program Income	Local Match	Project Total
405D	M5II	1	Planned:		\$249,996.84			\$62,531.74	\$312,528.58
		1	Actuals:		\$245,579.48			\$62,052.42	\$307,631.90

Task: Training	Alcohol and Other Drug Counter Measures AL - 02
-----------------------	--

Organization Name Texas Association of Counties	Division TRF-TS	Project Number 2018-TAC-G-1YG-0264
---	-----------------	--

Title / Desc. County Judges Impaired Driving Liaison Project

Educate County Judges on the effective use of evidence based principles to reduce impaired driving, including the use of alcohol monitoring technology.

Strategies Addressed

- Improve adjudication and processing of DWI cases through improved training for judges, administrative license revocation judges, prosecutors, and probation officers.

<i>Performance Objectives</i>	<u>Target</u>	<u>Actual</u>	<u>Met?</u>
▪ Attend Education committee meetings	2	3	<input checked="" type="checkbox"/>
▪ Develop Impaired driving curriculum	1	1	<input checked="" type="checkbox"/>
▪ Educate Constitutional County Judges	280	453	<input checked="" type="checkbox"/>
▪ Maintain Impaired driving website	1	1	<input checked="" type="checkbox"/>
▪ Maintain telephone hotline/help desk	1	1	<input checked="" type="checkbox"/>

Financial Information:

<i>Fund Source</i>	<i># Projects</i>	<i>Federal Funding</i>	<i>State Funding</i>	<i>Program Income</i>	<i>Local Match</i>	<i>Project Total</i>
405D M5CS	1	<i>Planned:</i> \$176,144.42			\$45,873.53	\$222,017.95
	1	<i>Actuals:</i> \$174,369.72			\$54,130.78	\$228,500.50

Task: Training	Alcohol and Other Drug Counter Measures AL - 02
-----------------------	--

Organization Name Texas Center for the Judiciary	Division TRF-TS	Project Number 2018-TCJ-G-1YG-0224
--	-----------------	--

Title / Desc. **Texas Judicial Resource Liaison and Impaired Driving Judicial Education**

This project improves adjudication of DWI cases through education, technical assistance, and support materials for judges and DWI Court teams.

Strategies Addressed

- Improve adjudication and processing of DWI cases through improved training for judges, administrative license revocation judges, prosecutors, and probation officers.

Performance Objectives

	<u>Target</u>	<u>Actual</u>	<u>Met?</u>
▪ Conduct DWI Court Team Advanced Conference	1	1	<input checked="" type="checkbox"/>
▪ Conduct DWI Court Team Basic Training	1	1	<input checked="" type="checkbox"/>
▪ Conduct Impaired Driving Symposium	1	1	<input checked="" type="checkbox"/>
▪ Conduct DWI Summit meetings	2	2	<input checked="" type="checkbox"/>
▪ Conduct Impaired driving judicial education breakout sessions at the Annual Judicial Education Conference	3	3	<input checked="" type="checkbox"/>
▪ Conduct Impaired driving judicial education breakout sessions at the Criminal Justice Conference	3	3	<input checked="" type="checkbox"/>
▪ Conduct Impaired driving judicial education breakout sessions at the Regional Conferences	4	6	<input checked="" type="checkbox"/>
▪ Distribute DWI Newsletters	3	3	<input checked="" type="checkbox"/>
▪ Maintain Texas Judicial Resource Liaison	1	1	<input checked="" type="checkbox"/>
▪ Manage Texas Judges DWI Resource website	1	1	<input checked="" type="checkbox"/>
▪ Participate in College for New Judges	1	1	<input checked="" type="checkbox"/>
▪ Support Texas DWI Courts	6	9	<input checked="" type="checkbox"/>

Financial Information:

Fund	Source	# Projects		Federal Funding	State Funding	Program Income	Local Match	Project Total
405D	M5CS	1	Planned:	\$760,194.08			\$442,834.00	\$1,203,028.08
		1	Actuals:	\$738,142.12			\$804,626.27	\$1,542,768.39

Task: Training **Alcohol and Other Drug Counter Measures AL - 02**

Organization Name **Texas District and County Attorneys Association** Division TRF-TS Project Number **2018-TDCAA-G-1YG-0193**

Title / Desc. **DWI Resource Prosecutor**

TDCAA will maintain a qualified DWI Resource Prosecutor as trainer and liaison; provides regional prosecutor/officer courses, publications, articles, case notes, technical assistance, and a web site.

Strategies Addressed

- Improve adjudication and processing of DWI cases through improved training for judges, administrative license revocation judges, prosecutors, and probation officers.
- Improve and increase training for law enforcement officers.
- Increase the use of warrants for mandatory blood draws.

Performance Objectives

	<u>Target</u>	<u>Actual</u>	<u>Met?</u>
▪ Conduct statewide Task Force of DWI prosecutors	1	1	☑
▪ Distribute case notes on important DWI appellate decisions by e-mail and archive at tdcaa.com	12	13	☑
▪ Maintain web site with updated DWI-related content at tdcaa.com	1	1	☑
▪ Produce impaired driving prosecution specific articles for TDCAA periodicals	4	5	☑
▪ Provide dedicated DWI Resource Prosecutor at the Texas District & County Attorneys Association	1	1	☑
▪ Provide presentations to Traffic Safety Partners by qualified speakers on DWI and Traffic Safety	4	9	☑
▪ Provide new DA investigators with TDCAAs Case Preparation publication at the new investigator training	40	35	☐
▪ Provide technical assistance e-mails to prosecutors, officers and traffic safety partners	120	245	☑
▪ Provide Texas Prosecutors with TDCAAs Traffic Stops Publication	3,100	3,165	☑
▪ Provide Texas Prosecutors with TDCAAs Warrant Manual	3,100	2,994	☐
▪ Train prosecutors and prosecutor support staff at a Train the Trainer program	25	31	☑
▪ Train new prosecutors at week long Prosecutor Trial Skills programs and provide with publications	275	253	☐
▪ Train prosecutors and police officers at regional DWI programs and provide publications	1,500	1,509	☑

Financial Information:

Fund Source	# Projects	Federal Funding	State Funding	Program Income	Local Match	Project Total
405D M5CS	1	Planned: \$660,138.56			\$177,617.57	\$837,756.13
	1	Actuals: \$631,267.92			\$178,305.19	\$809,573.11

Task: Training **Alcohol and Other Drug Counter Measures AL - 02**

Organization Name **Texas DPS Troopers Foundation** Division TRF-TS Project Number **2018-TxDPSTF-G-1YG-0147**

Title / Desc. **Standardized Field Sobriety Testing/Blood Warrants/Mobile Video Updates**

Peace officer training course for Standardized Field Sobriety Testing Re-certification, Evidentiary Blood Search Warrants, and Mobile Video Updates.

Strategies Addressed

- Improve and increase training for law enforcement officers.

Performance Objectives

	<u>Target</u>	<u>Actual</u>	<u>Met?</u>
▪ Train Texas peace officers on SFST/Blood Warrants/Mobile Video Updates	400	400	☑

Financial Information:

Fund Source	# Projects	Federal Funding	State Funding	Program Income	Local Match	Project Total
405D M5CS	1	Planned: \$144,400.00			\$36,100.00	\$180,500.00
	1	Actuals: \$144,400.00			\$48,322.00	\$192,722.00

Task: Training	Alcohol and Other Drug Counter Measures AL - 02
-----------------------	--

Organization Name Texas Justice Court Training Center	Division TRF-TS	Project Number 2018-TJCTC-G-1YG-0042
---	-----------------	--

Title / Desc. Texas Justice Court Traffic Safety Initiative

The Texas Justice Court Traffic Safety Initiative's goal is to reduce DWI offenses by providing judicial education and support to Texas justices of the peace and court personnel.

Strategies Addressed

- Educate the public and stakeholders on the use of interlock devices and other alcohol monitoring technologies for DWI offenders.
- Improve adjudication and processing of DWI cases through improved training for judges, administrative license revocation judges, prosecutors, and probation officers.
- Improve DWI processing procedures.
- Increase enforcement of driving under the influence by minors laws.
- Increase intervention efforts.
- Increase the use of warrants for mandatory blood draws.

Performance Objectives

	<u>Target</u>	<u>Actual</u>	<u>Met?</u>
▪ Conduct 4-hour program classes at 20 hour justice of the peace seminars	5	6	<input checked="" type="checkbox"/>
▪ Conduct 2 hour program classes at 16 hour court personnel seminars	6	6	<input checked="" type="checkbox"/>
▪ Distribute DWI mock trial tool kits	0	0	<input checked="" type="checkbox"/>
▪ Distribute newsletter related entirely to program areas to all justices of the peace and court personnel	1	1	<input checked="" type="checkbox"/>
▪ Distribute TJCTC DWI Magistration & Inquest Field Guide	1	1	<input checked="" type="checkbox"/>
▪ Distribute TJCTC Guide to Reporting Requirements	1	3	<input checked="" type="checkbox"/>
▪ Distribute newsletters containing an article relevant to the program	3	3	<input checked="" type="checkbox"/>
▪ Educate groups of county officials or groups of judges on the benefits of the DWI Bond Condition Program	20	22	<input checked="" type="checkbox"/>
▪ Maintain Internet site dedicated to the program, accessible to the justices of peace and court personnel,	1	1	<input checked="" type="checkbox"/>
▪ Maintain Texas DWI Bond Condition Program	1	1	<input checked="" type="checkbox"/>
▪ Participate in seminar about the effective use of IID impacting all levels of judiciary & DWI prosecutors	1	1	<input checked="" type="checkbox"/>
▪ Participate in seminar focusing on DWI law by impacting all levels of the judiciary	1	1	<input checked="" type="checkbox"/>
▪ Revise TJCTC DWI Magistration & Inquest Field Guide	1	1	<input checked="" type="checkbox"/>
▪ Revise TJCTC Guide to Reporting Requirements	1	3	<input checked="" type="checkbox"/>
▪ Train group of newly elected or appointed justices of the peace in program areas at new judges seminars	1	1	<input checked="" type="checkbox"/>

Financial Information:

Fund	Source	# Projects		Federal Funding	State Funding	Program Income	Local Match	Project Total
402	AL	1	Planned:	\$142,376.00			\$58,823.60	\$201,199.60
		1	Actuals:	\$140,731.96			\$113,798.69	\$254,530.65

Task: Training	Alcohol and Other Drug Counter Measures AL - 02
-----------------------	--

Organization Name Texas Municipal Courts Education Center	Division TRF-TS	Project Number 2018-TMCEC-G-1YG-0161
---	-----------------	--

Title / Desc. Municipal Traffic Safety Initiatives

To provide education on impaired driving issues to municipal courts and city governments while encouraging them to participate in public outreach on related issues.

Strategies Addressed

- Educate the public and stakeholders on the use of interlock devices and other alcohol monitoring technologies for DWI offenders.
- Improve adjudication and processing of DWI cases through improved training for judges, administrative license revocation judges, prosecutors, and probation officers.
- Improve anti-DWI public information and education campaigns including appropriate bilingual campaigns.
- Improve education programs on alcohol and driving for youth.
- Increase and sustain high visibility enforcement of DWI laws.
- Increase public education and information, concentrating on youth age 5-13 and 14-20, including parent education on drinking and driving.

Performance Objectives

	<u>Target</u>	<u>Actual</u>	<u>Met?</u>
▪ Conduct joint impaired driving forum for judges with other judicial education centers	1	1	<input checked="" type="checkbox"/>
▪ Conduct motivational interviewing workshop to prevent underage DUI	1	2	<input checked="" type="checkbox"/>
▪ Conduct statewide conference on impaired driving issues	1	1	<input checked="" type="checkbox"/>
▪ Conduct teen court planning workshop	1	1	<input checked="" type="checkbox"/>
▪ Coordinate anti-DUI and DWI exhibits at TMCEC conferences and other events	24	37	<input checked="" type="checkbox"/>
▪ Identify municipal courts as MTSI award winners	9	21	<input checked="" type="checkbox"/>
▪ Maintain MTSI website on impaired driving issues	1	1	<input checked="" type="checkbox"/>
▪ Produce journal pages on impaired driving issues	10	16	<input checked="" type="checkbox"/>
▪ Train prosecutors on impaired driving issues through in-person courses and webinars	150	418	<input checked="" type="checkbox"/>
▪ Train municipal court personnel on impaired driving issues through in-person courses and webinars	800	5,666	<input checked="" type="checkbox"/>
▪ Train municipal judges on impaired driving issues through in-person courses and webinars	1,200	3,476	<input checked="" type="checkbox"/>

Financial Information:

Fund	Source	# Projects		Federal Funding	State Funding	Program Income	Local Match	Project Total
405D	M5CS	1	Planned:	\$448,137.79		\$6,000.00	\$127,623.49	\$581,761.28
		1	Actuals:	\$448,137.79		\$15,250.00	\$149,912.96	\$613,300.75

Task: Training	Alcohol and Other Drug Counter Measures AL - 02
-----------------------	--

Organization Name Texas Municipal Police Association	Division TRF-TS	Project Number 2018-TMPA-G-1YG-0005
--	-----------------	---

Title / Desc. Law Enforcement Training to Reduce Impaired Driving by People Under 21

This program will increase the enforcement of laws related to underage drinking and impaired driving through increased law enforcement training and participating in local coalitions.

Strategies Addressed

- Improve and increase training for law enforcement officers.
- Improve anti-DWI public information and education campaigns including appropriate bilingual campaigns.
- Improve DWI processing procedures.
- Improve education programs on alcohol and driving for youth.
- Increase and sustain high visibility enforcement of DWI laws.
- Increase enforcement of driving under the influence by minors laws.
- Increase intervention efforts.
- Increase the number of law enforcement task forces and coordinated enforcement campaigns.
- Increase training for anti-DWI advocates.

Performance Objectives

	<u>Target</u>	<u>Actual</u>	<u>Met?</u>
▪ Attend national conferences on underage impaired driving	3	3	<input checked="" type="checkbox"/>
▪ Attend Texas Department of Transportation Alcohol Partners events	4	4	<input checked="" type="checkbox"/>
▪ Conduct training summit on reducing impaired driving for adjunct instructors	1	1	<input checked="" type="checkbox"/>
▪ Conduct Train-the-Trainer courses	2	2	<input checked="" type="checkbox"/>
▪ Evaluate of the FRIDAY and ADAPT instructors teaching the program courses	100 %	100 %	<input checked="" type="checkbox"/>
▪ Participate in coalition related activities focused on reducing impaired driving among youth	20	24	<input checked="" type="checkbox"/>
▪ Train law enforcement and criminal justice support personnel in the 4-hour FRIDAY/ADAPT courses	300	821	<input checked="" type="checkbox"/>
▪ Train criminal justice supporting personnel with a one-hour module from the FRIDAY/ADAPT curricula	500	1,137	<input checked="" type="checkbox"/>
▪ Train law enforcement officers and supporting personnel in the 8-hour FRIDAY and ADAPT classes	700	941	<input checked="" type="checkbox"/>
▪ Update sets of curricula for the FRIDAY and ADAPT classes	2	2	<input checked="" type="checkbox"/>

Financial Information:

Fund	Source	# Projects		Federal Funding	State Funding	Program Income	Local Match	Project Total
405D	M5CS	1	Planned:	\$437,192.43			\$147,705.38	\$584,897.81
		1	Actuals:	\$364,422.09			\$226,011.38	\$590,433.47

Task: Training	Alcohol and Other Drug Counter Measures AL - 02
-----------------------	--

Organization Name Texas Municipal Police Association	Division TRF-TS	Project Number 2018-TMPA-G-1YG-0017
--	-----------------	---

Title / Desc. Texas Standardized Field Sobriety Testing Refresher, Practitioner & Instructor Training Program

To conduct 8-hr SFST Refresher Courses, 24-hr SFST Basic/Practitioner Courses, and 50-hr SFST Instructor Courses statewide for Texas Peace Officers.

Strategies Addressed

- Improve adjudication and processing of DWI cases through improved training for judges, administrative license revocation judges, prosecutors, and probation officers.
- Improve and increase training for law enforcement officers.
- Improve anti-DWI public information and education campaigns including appropriate bilingual campaigns.
- Improve DWI processing procedures.
- Improve education programs on alcohol and driving for youth.
- Increase and sustain high visibility enforcement of DWI laws.
- Increase intervention efforts.
- Increase the number of law enforcement task forces and coordinated enforcement campaigns.
- Increase training for anti-DWI advocates.

Performance Objectives

	<u>Target</u>	<u>Actual</u>	<u>Met?</u>
▪ Distribute instructor course evaluation form to each attendee of each course	1	1	<input checked="" type="checkbox"/>
▪ Produce set of training materials needed for each student attending the SFST Basic/Practitioner Course	1	1	<input checked="" type="checkbox"/>
▪ Produce set of training materials needed for each student attending the SFST Instructor Course	1	1	<input checked="" type="checkbox"/>
▪ Produce set of training materials needed for each student attending the SFST Refresher Course	1	1	<input checked="" type="checkbox"/>
▪ Provide news or information articles related to SFST or impaired driving	2	2	<input checked="" type="checkbox"/>
▪ Submit SFST Basic/Practitioner Course follow-up evaluation survey analysis to TxDOT	1	1	<input checked="" type="checkbox"/>
▪ Submit SFST Instructor follow-up evaluation survey analysis report to TxDOT	1	1	<input checked="" type="checkbox"/>
▪ Submit SFST Refresher follow-up evaluation survey analysis report to TxDOT	1	1	<input checked="" type="checkbox"/>
▪ Support other alcohol related programs/events	12	13	<input checked="" type="checkbox"/>
▪ Teach 50-hour SFST Instructor Courses	2	6	<input checked="" type="checkbox"/>
▪ Teach 24-hour SFST Basic/Practitioner Courses	8	12	<input checked="" type="checkbox"/>
▪ Teach 8-hour SFST Refresher Courses	160	229	<input checked="" type="checkbox"/>

Financial Information:

Fund Source	# Projects		Federal Funding	State Funding	Program Income	Local Match	Project Total
405D M5CS	1	Planned:	\$647,185.12			\$226,118.12	\$873,303.24
	1	Actuals:	\$572,682.97			\$576,964.00	\$1,149,646.97

Task: Training	Alcohol and Other Drug Counter Measures AL - 02
-----------------------	--

Organization Name Texas Municipal Police Association	Division TRF-TS	Project Number 2018-TMPA-G-1YG-0018
--	-----------------	---

Title / Desc. **Fundamentals of Driving While Intoxicated (DWI) Investigation and Enforcement Training Program**

This training will prepare law enforcement officers for the challenges of DWI investigation and enforcement with practical application of best practices from vehicle in motion to prosecution.

Strategies Addressed

- Improve and increase training for law enforcement officers.
- Improve anti-DWI public information and education campaigns including appropriate bilingual campaigns.
- Improve DWI processing procedures.
- Improve education programs on alcohol and driving for youth.
- Increase and sustain high visibility enforcement of DWI laws.
- Increase intervention efforts.
- Increase the number of law enforcement task forces and coordinated enforcement campaigns.
- Increase the use of warrants for mandatory blood draws.
- Increase training for anti-DWI advocates.

Performance Objectives

	<u>Target</u>	<u>Actual</u>	<u>Met?</u>
▪ Attend local, state, or national conferences, forums, courses, training workshops, trainings or seminars	4	12	<input checked="" type="checkbox"/>
▪ Conduct Fundamentals of DWI Investigation & Enforcement Train-the-Trainer (TTT) Course	1	1	<input checked="" type="checkbox"/>
▪ Submit follow-up evaluation analysis survey report to TxDOT	1	1	<input checked="" type="checkbox"/>
▪ Teach Fundamentals of DWI Investigation & Enforcement Courses	50	54	<input checked="" type="checkbox"/>
▪ Update Fundamentals of DWI Investigation & Enforcement Course curriculum	1	1	<input checked="" type="checkbox"/>

Financial Information:

Fund	Source	# Projects		Federal Funding	State Funding	Program Income	Local Match	Project Total
405D	M5CS	1	Planned:	\$210,562.47			\$65,920.00	\$276,482.47
		1	Actuals:	\$157,842.20			\$94,932.00	\$252,774.20

FY 2018 Traffic Safety Funds
Program Area Expenditure Summary

Alcohol and Other Drug Counter Measures

AL - 02

Task	# Proj	Total	FEDERAL					MATCH			Fed. 402 to Local		
			402	405B	405C	405D	405F	405E	STATE	INCOME		LOCAL	
Enforcement	<i>Planned:</i>	79	\$3,759,890.10	\$548,838.43			\$1,750,342.04					\$1,439,709.63	
	<i>Actual:</i>	27	\$3,600,146.29	\$482,189.60			\$1,434,161.61					\$1,683,795.08	
Evaluation	<i>Planned:</i>	2	\$467,966.49	\$265,636.41			\$108,695.46					\$93,634.62	
	<i>Actual:</i>	2	\$435,635.26	\$240,837.87			\$106,532.88					\$88,264.51	
Program Management													
Public Information Campaigns	<i>Planned:</i>	32	\$11,244,812.86	\$1,964,163.45			\$3,999,775.00			\$380,931.25		\$4,897,794.41	\$1,029,655.16
	<i>Actual:</i>	32	\$29,680,720.28	\$1,929,494.18			\$3,899,689.22			\$255,237.00		\$23,596,299.88	\$1,017,652.94
Training	<i>Planned:</i>	20	\$8,665,091.50	\$142,376.00			\$6,349,385.14			\$6,000.00		\$2,167,330.36	\$142,376.00
	<i>Actual:</i>	20	\$9,976,841.46	\$140,731.96			\$5,824,040.55			\$15,250.00		\$3,996,818.95	\$140,731.96
TOTALS:	<i>Planned:</i>	133	\$24,137,760.95	\$2,921,014.29			\$12,208,197.64			\$380,931.25	\$6,000.00	\$8,598,469.02	\$1,172,031.16
	<i>Actual:</i>	81	\$43,693,343.29	\$2,793,253.61			\$11,264,424.26			\$255,237.00	\$15,250.00	\$29,365,178.42	\$1,158,384.90

Emergency Medical Services **EM - 03**

Goals

- To improve EMS care and support provided to motor vehicle trauma victims in rural and frontier areas of Texas.

Strategies

- Increase EMS involvement in local community safety efforts.
- To increase the availability of EMS training in rural and frontier areas.

Project Descriptions

<i>Task: Training</i>		<i>Emergency Medical Services EM - 03</i>				
<i>Organization Name</i>		<i>Division</i> TRF-TS		<i>Project Number</i>		
Texas Engineering Extension Service - ESTI				2018-TEEXESTI-G-1YG-0243		
<i>Title / Desc. Rural / Frontier Emergency Medical Services (EMS) Education Training Program</i>						
<i>Provide education and training to Rural/Frontier response departments in Texas. To enhance training in these areas and reduce EMS response time to MVA trauma victims in Rural/Frontier Texas.</i>						
<i>Strategies Addressed</i>						
- To increase the availability of EMS training in rural and frontier areas.						
<i>Performance Objectives</i>						
		<u>Target</u>	<u>Actual</u>	<u>Met?</u>		
▪ Attend meetings and/or conferences focusing on schools and school districts		5	4	<input type="checkbox"/>		
▪ Attend Conferences / Meetings to promote and distribute information about the grant		12	9	<input type="checkbox"/>		
▪ Teach Student hours while attending course		50,000	39,956	<input type="checkbox"/>		
▪ Train students in continuing education (CE) classes		175	108	<input type="checkbox"/>		
▪ Train students in initial EMS classes		1,200	1,228	<input checked="" type="checkbox"/>		
▪ Update times, the funded class listing on the Rural / Frontier EMS Education website		36	35	<input type="checkbox"/>		
<i>Financial Information:</i>						
<i>Fund Source</i>	<i># Projects</i>	<i>Federal Funding</i>	<i>State Funding</i>	<i>Program Income</i>	<i>Local Match</i>	<i>Project Total</i>
402 EM	1	<i>Planned:</i> \$469,207.95			\$1,014,237.13	\$1,483,445.08
	1	<i>Actuals:</i> \$303,442.11			\$877,314.18	\$1,180,756.29

**FY 2018 Traffic Safety Funds
Program Area Expenditure Summary**

Emergency Medical Services

EM - 03

Task	# Proj	Total	FEDERAL					MATCH			Fed. 402 to Local	
			402	405B	405C	405D	405F	405E	STATE	INCOME		LOCAL
<i>Enforcement</i>												
<i>Evaluation</i>												
<i>Program Management</i>												
<i>Public Information Campaigns</i>												
<i>Training</i>	<i>Planned:</i>	1	\$1,483,445.08	\$469,207.95								\$1,014,237.13
	<i>Actual:</i>	1	\$1,180,756.29	\$303,442.11								\$877,314.18
TOTALS:	<i>Planned:</i>	1	\$1,483,445.08	\$469,207.95								\$1,014,237.13
	<i>Actual:</i>	1	\$1,180,756.29	\$303,442.11								\$877,314.18

Motorcycle Safety

MC - 04

Goals

- To reduce the number of motorcyclist fatalities

Strategies

- Improve education and awareness of motorcycle safety among law enforcement and EMS personnel, educators and state & local traffic engineers.
- Improve public information and education on motorcycle safety, including the value of wearing a helmet.
- Improve public information and education on the value of not operating a motorcycle while under the influence of alcohol and/or other drugs.
- Increase public information and education on motorists' responsibility pertaining to motorcycle safety.
- Increase rider education and training.

Project Descriptions

Task: Evaluation		Motorcycle Safety MC - 04				
Organization Name Texas A&M Transportation Institute		Division TRF-TS		Project Number 2018-TTI-G-1YG-0100		
Title / Desc. Identifying Factors and Trends to Improve Motorcycle Safety in Texas						
This project will update a comprehensive analysis, database, and factsheets for motorcycle crashes from 2010 to 2017. As well as include a detailed analysis of curves in motorcycle crashes.						
Strategies Addressed						
- Improve public information and education on motorcycle safety, including the value of wearing a helmet.						
- Improve public information and education on the value of not operating a motorcycle while under the influence of alcohol and/or other drugs.						
Performance Objectives						
		<u>Target</u>	<u>Actual</u>	<u>Met?</u>		
▪ Attend Conferences to present project findings		2	3	<input checked="" type="checkbox"/>		
▪ Conduct Statewide motorcycle crash analysis		1	1	<input checked="" type="checkbox"/>		
▪ Conduct Focus group with motorcycle community to help revise data analysis plan		2	2	<input checked="" type="checkbox"/>		
▪ Conduct surveys within the motorcycle community to help revise data analysis plan		25	183	<input checked="" type="checkbox"/>		
▪ Create motorcycle safety factsheets		4	4	<input checked="" type="checkbox"/>		
▪ Update Final report detailing crash analysis		1	1	<input checked="" type="checkbox"/>		
▪ Update Motorcycle crash database		1	1	<input checked="" type="checkbox"/>		
Financial Information:						
<i>Fund Source</i>	<i># Projects</i>	<i>Federal Funding</i>	<i>State Funding</i>	<i>Program Income</i>	<i>Local Match</i>	<i>Project Total</i>
402 MC	1	<i>Planned:</i> \$88,451.76			\$22,124.05	\$110,575.81
	1	<i>Actuals:</i> \$82,663.35			\$21,037.93	\$103,701.28

Task: Public Information Campaigns **Motorcycle Safety MC - 04**

Organization Name **Sherry Matthews Advocacy Marketing** Division TRF-TS Project Number **2018-SMAM-SOW-0006**

Title / Desc. Motorist Awareness of Motorcycles Campaign

This multimedia statewide campaign raises awareness that motorcyclists are an especially vulnerable part of our transportation infrastructure and encourages drivers to pay special attention to them.

Strategies Addressed

- Develop and implement public information and education efforts on traffic safety issues.

Performance Objectives

	<u>Target</u>	<u>Actual</u>	<u>Met?</u>
▪ Conduct kickoff meeting to formalize action plan	1	1	<input checked="" type="checkbox"/>
▪ Conduct outreach and public awareness events at locations across the state	8	8	<input checked="" type="checkbox"/>
▪ Develop new creative assets for the campaign	4	4	<input checked="" type="checkbox"/>
▪ Distribute set of materials to TxDOT Traffic Safety Specialists	1	1	<input checked="" type="checkbox"/>
▪ Implement paid media buy including OOH (billboards and pumptoppers) and digital components	1	1	<input checked="" type="checkbox"/>
▪ Implement public service announcement distribution	1	1	<input checked="" type="checkbox"/>
▪ Provide set of materials to TxDOT Communications to generate earned media	1	1	<input checked="" type="checkbox"/>
▪ Submit existing campaign creative components for approval	1	1	<input checked="" type="checkbox"/>

Financial Information:

Fund	Source	# Projects	Federal Funding	State Funding	Program Income	Local Match	Project Total
405F	M9X	1	Planned: \$500,000.00			\$500,000.00	\$1,000,000.00
		1	Actuals: \$492,986.11			\$1,903,671.60	\$2,396,657.71

Task: Public Information Campaigns **Motorcycle Safety MC - 04**

Organization Name **Sherry Matthews Advocacy Marketing** Division TRF-TS Project Number **2018-SMAM-SOW-0007**

Title / Desc. Motorcycle Safety Awareness Look Twice for Motorcycles. Public Information & Education Campaign

This supplemental campaign will support the statewide campaign to raise awareness that motorcyclists are vulnerable and encourage drivers to pay special attention to them.

Strategies Addressed

- Develop and implement public information and education efforts on traffic safety issues.

Performance Objectives

	<u>Target</u>	<u>Actual</u>	<u>Met?</u>
▪ Distribute stickers to TxDOT Traffic Safety Specialists	1	1	<input checked="" type="checkbox"/>
▪ Implement paid media buy including OOH (billboards) and radio	1	1	<input checked="" type="checkbox"/>
▪ Produce inflatable motorcycle prop and branded stickers	2	2	<input checked="" type="checkbox"/>
▪ Submit existing campaign creative components for approval	1	1	<input checked="" type="checkbox"/>
▪ Support outreach and public awareness events at locations across the state	1	1	<input checked="" type="checkbox"/>

Financial Information:

Fund	Source	# Projects	Federal Funding	State Funding	Program Income	Local Match	Project Total
State	State	1	Planned:	\$150,000.00		\$150,000.00	\$300,000.00
		1	Actuals:	\$149,820.15		\$169,024.00	\$318,844.15

Task: Public Information Campaigns	Motorcycle Safety MC - 04
---	----------------------------------

Organization Name Texas A&M Transportation Institute	Division TRF-TS	Project Number 2018-TTI-G-1YG-0079
--	-----------------	--

Title / Desc. Reducing Risks to Motorcycles in Work Zones

This project will develop educational materials for TxDOT and local traffic engineers regarding effective low-cost methods for reducing the risks to motorcycle riders in work zones.

Strategies Addressed

- Improve education and awareness of motorcycle safety among law enforcement and EMS personnel, educators and state & local traffic engineers.

Performance Objectives

	<u>Target</u>	<u>Actual</u>	<u>Met?</u>
▪ Conduct pilot training sessions at TxDOT maintenance district or area offices	5	5	<input checked="" type="checkbox"/>
▪ Develop set of training materials for TxDOT and local engineers	1	1	<input checked="" type="checkbox"/>
▪ Distribute training course leaflets	100	310	<input checked="" type="checkbox"/>
▪ Evaluate training and outreach effort	1	1	<input checked="" type="checkbox"/>
▪ Survey motorcycle riders on work zone risks	100	231	<input checked="" type="checkbox"/>

Financial Information:

Fund	Source	# Projects		Federal Funding	State Funding	Program Income	Local Match	Project Total
402	MC	1	<i>Planned:</i>	\$80,980.34			\$20,260.33	\$101,240.67
		1	<i>Actuals:</i>	\$56,720.92			\$14,765.57	\$71,486.49

Task: Public Information Campaigns	Motorcycle Safety MC - 04
---	----------------------------------

Organization Name Texas A&M Transportation Institute	Division TRF-TS	Project Number 2018-TTI-G-1YG-0087
--	-----------------	--

Title / Desc. **Statewide Motorist Awareness and Motorcyclist Safety Outreach and Support**

Public information and education outreach employing motorcyclists and allied safety groups to raise motorists' knowledge of safely sharing the road with motorcyclists and of rider safety awareness.

Strategies Addressed

- Improve education and awareness of motorcycle safety among law enforcement and EMS personnel, educators and state & local traffic engineers.
- Improve public information and education on motorcycle safety, including the value of wearing a helmet.
- Improve public information and education on the value of not operating a motorcycle while under the influence of alcohol and/or other drugs.
- Increase rider education and training.

Performance Objectives

	<u>Target</u>	<u>Actual</u>	<u>Met?</u>
▪ Complete content updates, website support, create/update social media materials	52	268	<input checked="" type="checkbox"/>
▪ Conduct statewide motorist awareness and motorcyclist safety outreach activities	16	16	<input checked="" type="checkbox"/>
▪ Coordinate Texas Motorcycle Safety Forum	1	1	<input checked="" type="checkbox"/>
▪ Coordinate Texas Motorcycle Safety Coalition and Activities	4	4	<input checked="" type="checkbox"/>
▪ Create social media motorcycle safety videos & update CRIS data for rider awareness website data	13	13	<input checked="" type="checkbox"/>
▪ Develop Outreach Plan	1	1	<input checked="" type="checkbox"/>
▪ Develop public information & education materials set for statewide motorist awareness & motorcycle outreach	1	1	<input checked="" type="checkbox"/>
▪ Evaluate campaign outreach activity	1	1	<input checked="" type="checkbox"/>
▪ Provide technical assistance deliverables to the motorcycle program and/or TMSC	3	4	<input checked="" type="checkbox"/>

Financial Information:

Fund	Source	# Projects		Federal Funding	State Funding	Program Income	Local Match	Project Total
405F	M9X	1	Planned:	\$306,109.13			\$76,593.41	\$382,702.54
		1	Actuals:	\$272,982.55			\$117,697.01	\$390,679.56

FY 2018 Traffic Safety Funds Program Area Expenditure Summary

Motorcycle Safety

MC - 04

Task	# Proj	Total	FEDERAL						MATCH			Fed. 402 to Local	
			402	405B	405C	405D	405F	405E	STATE	INCOME	LOCAL		
<i>Enforcement</i>													
<i>Evaluation</i>	<i>Planned:</i>	1	\$110,575.81	\$88,451.76								\$22,124.05	
	<i>Actual:</i>	1	\$103,701.28	\$82,663.35								\$21,037.93	
<i>Program Management</i>													
<i>Public Information Campaigns</i>	<i>Planned:</i>	4	\$1,783,943.21	\$80,980.34				\$806,109.13		\$150,000.00		\$746,853.74	
	<i>Actual:</i>	4	\$3,177,667.91	\$56,720.92				\$765,968.66		\$149,820.15		\$2,205,158.18	
<i>Training</i>													
TOTALS:	<i>Planned:</i>	5	\$1,894,519.02	\$169,432.10				\$806,109.13		\$150,000.00		\$768,977.79	
	<i>Actual:</i>	5	\$3,281,369.19	\$139,384.27				\$765,968.66		\$149,820.15		\$2,226,196.11	

Occupant Protection

OP - 05

Goals

- To increase occupant restraint use in all passenger vehicles and trucks
- To increase occupant restraint use, including child-safety seats, in all passenger vehicles and trucks

Strategies

- *Concentrate efforts on historically low use populations.*
- *Increase EMS/fire department involvement in CPS fitting stations.*
- *Increase intervention efforts by healthcare professionals, teachers, and all safety advocates.*
- *Increase occupant protection education, training, and awareness of safety belt issues for law enforcement, judges and prosecutors.*
- *Increase public information and education campaigns.*
- *Increase training opportunities and retention of child passenger safety (CPS) technicians and instructors.*
- *Maintain CPS seat distribution programs for low income families.*
- *Sustain high visibility enforcement of occupant protection laws*

Project Descriptions

Task: Enforcement	Occupant Protection OP - 05
--------------------------	------------------------------------

Organization Name **TxDOT - Traffic Safety** Division TRF-TS Project Number **STEP - Click It Or Ticket Mobilization**

Title / Desc. **STEP - Click It Or Ticket Mobilization**

Coordinate and conduct yearly mobilizations consisting of increased safety belt enforcement and earned media activities.

Performance Measures

Child Safety Seat citations	2,415
CMV Speed citations	1
Community events	31
DUI Minor arrests/citations	0
DWI arrests	2
HMV citations	0
ITC citations	156
Media exposures	187
Other arrests	209
Other citations	3,584
Presentations conducted	40
Public information and education materials distributed	5,767
Public information and education materials produced	501
Safety Belt citations	8,892
Speed citations	594
STEP Enforcement Hours	5,803

Project Notes

Texas' FY2018 HSP projected that a combined total of 45 agencies would participate in various incentive grants; however, some agencies selected as part of the process opted not to execute the grant agreement. Of the projected 45 law enforcement agencies, 37 participated.

Participating Organizations	Project #
City of Abilene Police Department	2018-Abilene-CIOT-00029
City of Alvin - Police Department	2018-AlvinPD-CIOT-00036
City of Amarillo - Police Department	2018-AmarilloPD-CIOT-00020
City of Austin Police Department	2018-AustinPD-CIOT-00008
City of Carrollton Police Department	2018-CarrollPD-CIOT-00024
City of Corpus Christi Police Department	2018-CorpusPD-CIOT-00007
City of Dallas Police Department	2018-Dallas-CIOT-00001
City of Early Police Department	2018-EarlyPD-CIOT-00039
El Paso County Sheriff's Office	2018-ElPasoCO-CIOT-00005
Fort Bend County Constable Precinct 3	2018-FBCoCP3-CIOT-00027
City of Garland - Police Department	2018-GarlandPD-CIOT-00011
City of Harlingen Police Department	2018-Harlingen-CIOT-00014
Harris County Constable Precinct 7	2018-HarrisP7-CIOT-00037
City of Houston - Police Department	2018-HoustonPD-CIOT-00004
City of Laredo Police Department	2018-LaredoPD-CIOT-00021
City of Lewisville Police Department	2018-LewisvPD-CIOT-00016
City of Lubbock Police Department	2018-Lubbock PD-CIOT-00010
City of McAllen Police Department	2018-McAllenPD-CIOT-00003
City of Mesquite Police Department	2018-Mesquite-CIOT-00017
City of Missouri - City Police Department	2018-MissouriPD-CIOT-00019
Montgomery County Constables Office Pct 1	2018-MoCoP1Co-CIOT-00040
Montgomery County Constables Office Pct 2	2018-MoCoP2Co-CIOT-00041
Montgomery County Constables Office Pct 4	2018-MoCoP4Co-CIOT-00042
Montgomery County Constables Office Pct 5	2018-MoCoP5Co-CIOT-00025

City of Paris Police Department	2018-paris-CIOT-00006
City of Pasadena Police Department	2018-PasadePD-CIOT-00023
City of Pharr Police Department	2018-PharrPD-CIOT-00002
City of San Benito Police Department	2018-SanBenitoPD -CIOT-00038
City of Seabrook - Police Department	2018-SeabrookPD-CIOT-00026
City of Silsbee - Police Department	2018-SilsbeePD-CIOT-00028
City of Snyder Police Department	2018-SnyderPD-CIOT-00034
Travis County Sheriff's Office	2018-Travis County SO-CIOT-00022
City of Waller Police Department	2018-WallerPD-CIOT-00018
Webb County Constable Pct. 1	2018-WebbCCP1-CIOT-00012
Webb County Constable Pct. 2	2018-WebbCCP2-CIOT-00013
City of Wharton Police Department	2018-WhartonPD-CIOT-00033
City of Wichita Falls Police Department	2018-WichitaPD-CIOT-00009

Financial Information:

<i>Fund Source</i>	<i># Projects</i>		<i>Federal Funding</i>	<i>State Funding</i>	<i>Program Income</i>	<i>Local Match</i>	<i>Project Total</i>
405B M1HVE	45	<i>Planned:</i>	\$392,452.29			\$3,525.49	\$395,977.78
	35	<i>Actuals:</i>	\$336,729.33			\$5,323.56	\$342,052.89

Task: Evaluation

Occupant Protection OP - 05

<i>Organization Name</i>	<i>Division</i> TRF-TS	<i>Project Number</i>
Texas A&M Transportation Institute		2018-TTI-G-1YG-0110

Title / Desc. Click It or Ticket Evaluation Survey

TTI will conduct observational surveys of safety belt use before, during, and after the Click It or Ticket mobilization in 10 of Texas' largest cities and report the results to TxDOT.

Strategies Addressed

- Concentrate efforts on historically low use populations.
- Increase public information and education campaigns.
- Sustain high visibility enforcement of occupant protection laws

Performance Objectives

	<u>Target</u>	<u>Actual</u>	<u>Met?</u>
▪ Conduct survey waves in 10 Click It or Ticket cities	3	3	<input checked="" type="checkbox"/>
▪ Provide memos reporting survey results	4	4	<input checked="" type="checkbox"/>

Financial Information:

<i>Fund Source</i>	<i># Projects</i>		<i>Federal Funding</i>	<i>State Funding</i>	<i>Program Income</i>	<i>Local Match</i>	<i>Project Total</i>
402 OP	1	<i>Planned:</i>	\$47,700.02			\$11,935.72	\$59,635.74
	1	<i>Actuals:</i>	\$43,438.51			\$10,928.42	\$54,366.93

Task: Evaluation **Occupant Protection OP - 05**

Organization Name **Texas A&M Transportation Institute** Division TRF-TS Project Number **2018-TTI-G-1YG-0111**

Title / Desc. Occupant Protection Surveys

Surveys of occupant restraint use are conducted to estimate statewide belt use, child occupant restraint use, and front seat driver and passenger use and characteristics in 18 Texas cities.

Strategies Addressed

- Concentrate efforts on historically low use populations.
- Increase intervention efforts by healthcare professionals, teachers, and all safety advocates.
- Increase occupant protection education, training, and awareness of safety belt issues for law enforcement, judges and prosecutors.
- Increase public information and education campaigns.
- Sustain high visibility enforcement of occupant protection laws

Performance Objectives

	<u>Target</u>	<u>Actual</u>	<u>Met?</u>
▪ Conduct statewide survey in counties throughout Texas using NHTSA approved survey sampling and protocol	1	2	<input checked="" type="checkbox"/>
▪ Conduct survey of child restraint use in 14 Texas cities	1	1	<input checked="" type="checkbox"/>
▪ Conduct survey of front seat occupant restraint use in 18 cities	1	1	<input checked="" type="checkbox"/>
▪ Conduct survey of occupant restraint use among school age children (5-16 years old) in 18 Texas cities	1	1	<input checked="" type="checkbox"/>

Financial Information:

Fund Source	# Projects	Federal Funding	State Funding	Program Income	Local Match	Project Total
405B M1OP	1	Planned: \$358,660.02			\$89,706.02	\$448,366.04
	1	Actuals: \$329,385.80			\$82,970.42	\$412,356.22

Task: Evaluation **Occupant Protection OP - 05**

Organization Name **Texas A&M Transportation Institute** Division TRF-TS Project Number **2018-TTI-G-1YG-0112**

Title / Desc. Nighttime Occupant Restraint Observation Survey

TTI will conduct an observational survey of nighttime seat belt use in selected cities throughout Texas.

Strategies Addressed

- Concentrate efforts on historically low use populations.

Performance Objectives

	<u>Target</u>	<u>Actual</u>	<u>Met?</u>
▪ Conduct city surveys of nighttime seat belt use	18	26	<input checked="" type="checkbox"/>

Financial Information:

Fund Source	# Projects	Federal Funding	State Funding	Program Income	Local Match	Project Total
405B M1OP	1	Planned: \$74,601.11			\$18,665.31	\$93,266.42
	1	Actuals: \$62,813.66			\$16,017.00	\$78,830.66

Task: Public Information Campaigns	Occupant Protection OP - 05
---	------------------------------------

Organization Name City of Austin - EMS	District AUS	Project Number 2018-AustinEM-G-1YG-0207
--	--------------	---

Title / Desc. **Keeping Children Safe While Traveling in Vehicles within the Austin District**

Providing families in Bastrop, Blanco, Burnet, Caldwell, Hays, Lee, Travis and Williamson Counties education and child safety seats to ensure safe travel.

Strategies Addressed

- Increase EMS involvement in local community safety efforts.
- Concentrate efforts on historically low use populations.
- Increase EMS/fire department involvement in CPS fitting stations.
- Increase public information and education campaigns.
- Increase training opportunities and retention of child passenger safety (CPS) technicians and instructors.
- Maintain CPS seat distribution programs for low income families.

Performance Objectives

	<u>Target</u>	<u>Actual</u>	<u>Met?</u>
▪ Conduct CPST certification course and certify 15 new CPS technicians in Travis County	1	2	<input checked="" type="checkbox"/>
▪ Conduct CPST certification course and certify 15 new CPS technicians within the Austin District	1	4	<input checked="" type="checkbox"/>
▪ Conduct Child Passenger Safety CEU update classes within the Austin District	2	2	<input checked="" type="checkbox"/>
▪ Conduct booster seat focused events and distribute 180 booster seats in Travis County	6	6	<input checked="" type="checkbox"/>
▪ Conduct booster focused events and distribute 360 booster seats within the Austin District	12	9	<input type="checkbox"/>
▪ Conduct child seat check events and distribute 440 child safety seats within the Austin District	24	38	<input checked="" type="checkbox"/>
▪ Conduct child safety seat check events and distribute 464 child safety seats in Travis County	30	37	<input checked="" type="checkbox"/>
▪ Distribute child safety seats at Safe Baby Academy classes	200	230	<input checked="" type="checkbox"/>

Financial Information:

Fund	Source	# Projects		Federal Funding	State Funding	Program Income	Local Match	Project Total
402	OP	1	Planned:	\$90,468.02			\$23,850.00	\$114,318.02
		1	Actuals:	\$90,442.42			\$64,927.08	\$155,369.50

Task: Public Information Campaigns	Occupant Protection OP - 05
---	------------------------------------

Organization Name **Dell Children's Medical Center of Central Texas** District AUS Project Number **2018-DCMCCT-G-1YG-0220**

Title / Desc. **Dell Children's Medical Center (DCMC) Kids In Cars Program**

DCMC will maintain car seat inspection events, education, and an appointment scheduling system to coordinate services for Bastrop, Blanco, Burnet, Caldwell, Hays, Travis, and Williamson Counties.

Strategies Addressed

- Concentrate efforts on historically low use populations.
- Increase EMS/fire department involvement in CPS fitting stations.
- Increase intervention efforts by healthcare professionals, teachers, and all safety advocates.
- Increase public information and education campaigns.
- Increase training opportunities and retention of child passenger safety (CPS) technicians and instructors.
- Maintain CPS seat distribution programs for low income families.

Performance Objectives

	<u>Target</u>	<u>Actual</u>	<u>Met?</u>
▪ Conduct NHTSA-approved CPS Technician Certification courses	2	2	☑
▪ Conduct CSS inspections at the CSS inspection stations/events in the 7 target counties	750	1,346	☑
▪ Distribute booster seats to low income families at back to school event(s) in the 7 county target area	350	364	☑
▪ Distribute CSSs in the seven county area at the inspection stations/events	650	681	☑
▪ Distribute CSS information cards to elementary schools, Head Starts, hospitals, WIC clinics	30,000	61,355	☑
▪ Implement Communication Plan for the DCMC Kids in Cars CPS Program	1	1	☑
▪ Maintain CSS appointment scheduling system to support the new inspection stations in 7 counties	1	1	☑
▪ Provide hours of short-notice CSS inspection services at Dell Childrens Medical Center	88	93	☑

Financial Information:

Fund	Source	#	Projects	Federal Funding	State Funding	Program Income	Local Match	Project Total
402	OP	1	Planned:	\$222,215.58			\$90,776.90	\$312,992.48
		1	Actuals:	\$185,230.02			\$78,932.52	\$264,162.54

Task: Public Information Campaigns	Occupant Protection OP - 05
---	------------------------------------

Organization Name El Paso Children's Hospital	District ELP	Project Number 2018-ELPCH-G-1YG-0238
---	--------------	--

Title / Desc. El Paso Children's Child Passenger & Bicycle Safety Program

The goal of the El Paso Children's Child Passenger Safety Program is to educate families/children in the El Paso County about safety and restraint use in vehicles.

Strategies Addressed

- Increase intervention efforts by healthcare professionals, teachers, and all safety advocates.
- Increase occupant protection education, training, and awareness of safety belt issues for law enforcement, judges and prosecutors.
- Increase training opportunities and retention of child passenger safety (CPS) technicians and instructors.
- Maintain CPS seat distribution programs for low income families.
- Increase public information and education efforts on pedestrian and bicyclist safety.

Performance Objectives

	<u>Target</u>	<u>Actual</u>	<u>Met?</u>
▪ Assist National Child Passenger Safety Technician certification courses as an Instructor	2	3	<input checked="" type="checkbox"/>
▪ Conduct educational event during Child Passenger Safety Week	1	0	<input type="checkbox"/>
▪ Conduct Bicycle Safety educational events	2	4	<input checked="" type="checkbox"/>
▪ Conduct educational classes for Teen parents/care givers on Occupant Protection	8	9	<input checked="" type="checkbox"/>
▪ Conduct CPS Inspection events within the El Paso District	20	37	<input checked="" type="checkbox"/>
▪ Conduct educational classes for parent/care givers on Occupant Protection	20	11	<input type="checkbox"/>
▪ Distribute child safety seats to low income families	100	60	<input type="checkbox"/>
▪ Educate Healthcare providers on proper use & installation of child restraints	20	86	<input checked="" type="checkbox"/>
▪ Educate families discharged from Newborn Intensive care Nursery, on proper use of infant child restraints	100	65	<input type="checkbox"/>
▪ Educate families discharged from Pediatric/Hematology/Oncology units, on proper use of child restraints	500	67	<input type="checkbox"/>
▪ Participate in events during Child Passenger Safety Week	3	0	<input type="checkbox"/>
▪ Participate in Click it for Chicken events at local community agencies/schools	6	6	<input checked="" type="checkbox"/>
▪ Participate in CPS Inspection events within the El Paso District	10	37	<input checked="" type="checkbox"/>
▪ Participate in health and safety fairs in the El Paso District	12	11	<input type="checkbox"/>

Financial Information:

Fund	Source	# Projects		Federal Funding	State Funding	Program Income	Local Match	Project Total
402	OP	1	Planned:	\$42,606.30			\$44,536.82	\$87,143.12
		1	Actuals:	\$38,406.79			\$49,176.56	\$87,583.35

Task: Public Information Campaigns	Occupant Protection OP - 05
---	------------------------------------

Organization Name Hillcrest Baptist Medical Center-HHS	District WAC	Project Number 2018-HHS-G-1YG-0163
--	--------------	--

Title / Desc. Texas KidSafe Child Passenger Safety Program

KidSafe will provide educational opportunities to parents/caregivers, children, and the general public on child passenger safety, safety in and around vehicles, and overall occupant protection.

Strategies Addressed

- Concentrate efforts on historically low use populations.
- Increase EMS/fire department involvement in CPS fitting stations.
- Increase intervention efforts by healthcare professionals, teachers, and all safety advocates.
- Increase occupant protection education, training, and awareness of safety belt issues for law enforcement, judges and prosecutors.
- Increase public information and education campaigns.
- Increase training opportunities and retention of child passenger safety (CPS) technicians and instructors.
- Maintain CPS seat distribution programs for low income families.

Performance Objectives

	<u>Target</u>	<u>Actual</u>	<u>Met?</u>
▪ Acquire blank	0	0	<input checked="" type="checkbox"/>
▪ Conduct Child Passenger Safety Technician Certification Courses	4	5	<input checked="" type="checkbox"/>
▪ Conduct child safety seat/seat belt observational surveys	20	20	<input checked="" type="checkbox"/>
▪ Conduct Youth Child Passenger Safety educational presentations	225	228	<input checked="" type="checkbox"/>
▪ Conduct Adult Child Passenger Safety educational presentations	400	590	<input checked="" type="checkbox"/>
▪ Conduct CPS Fitting Station sessions at designated KidSafe Program fitting station locations	1,000	1,427	<input checked="" type="checkbox"/>
▪ Coordinate safety educational campaigns	5	5	<input checked="" type="checkbox"/>
▪ Coordinate public events focused on childrens safety in and around vehicles	6	9	<input checked="" type="checkbox"/>
▪ Coordinate Child Passenger Safety Seat Check-Up Events	25	36	<input checked="" type="checkbox"/>
▪ Distribute KidSafe Program participants and partners satisfaction surveys	300	563	<input checked="" type="checkbox"/>
▪ Distribute child safety seats to families in need	1,300	1,483	<input checked="" type="checkbox"/>
▪ Distribute pieces of Child Passenger Safety educational materials	55,000	65,483	<input checked="" type="checkbox"/>
▪ Evaluate KidSafe Program participants to assess an increase in Child Passenger Safety knowledge and awareness	300	513	<input checked="" type="checkbox"/>
▪ Maintain Texas KidSafe Child Passenger Safety Technician Facebook Group page	1	1	<input checked="" type="checkbox"/>
▪ Maintain databases to record and analyze data collected through KidSafe Program data collection tools	5	5	<input checked="" type="checkbox"/>
▪ Maintain KidSafe Program Child Passenger Safety Fitting Stations	20	50	<input checked="" type="checkbox"/>
▪ Maintain Child Passenger Safety Educational Displays	30	130	<input checked="" type="checkbox"/>
▪ Participate in health fairs, safety fairs, and community events	48	68	<input checked="" type="checkbox"/>
▪ Provide educational packets to persons identified by the Please Be Seated Program	200	205	<input checked="" type="checkbox"/>
▪ Train KidSafe Program Fitting Station Sites to conduct KidSafe Program Fitting Station Sessions	8	8	<input checked="" type="checkbox"/>

Financial Information:

	Fund Source	# Projects		Federal Funding	State Funding	Program Income	Local Match	Project Total
402	OP	1	Planned:	\$342,363.44			\$245,707.18	\$588,070.62
		1	Actuals:	\$338,164.46			\$320,803.38	\$658,967.84

Task: Public Information Campaigns	Occupant Protection OP - 05
---	------------------------------------

Organization Name Injury Prevention Center of Greater Dallas	District DAL	Project Number 2018-IPCOGD-G-1YG-0192
--	--------------	---

Title / Desc. North Texas Child Passenger Safety Training and Distribution Program

A one-year child passenger safety initiative to certify child passenger safety technicians, educate hospital staff and caregivers, and distribute child safety seats to Dallas County families in need.

Strategies Addressed

- Concentrate efforts on historically low use populations.
- Increase intervention efforts by healthcare professionals, teachers, and all safety advocates.
- Increase training opportunities and retention of child passenger safety (CPS) technicians and instructors.
- Maintain CPS seat distribution programs for low income families.

Performance Objectives

	<u>Target</u>	<u>Actual</u>	<u>Met?</u>
▪ Conduct Safe Travel for All Children training course for currently trained technicians	1	1	<input checked="" type="checkbox"/>
▪ Conduct "Safety Advocate" classes for Parkland staff or other community advocates	4	4	<input checked="" type="checkbox"/>
▪ Conduct community car seat/booster seat inspection station events	4	6	<input checked="" type="checkbox"/>
▪ Conduct child occupant restraint use observations of children 0-8 years of age at Parkland COPC clinics	200	381	<input checked="" type="checkbox"/>
▪ Conduct child occupant restraint use observations of newborns discharged at Parkland	200	232	<input checked="" type="checkbox"/>
▪ Coordinate meetings with local CPS coalitions or other local traffic safety partners to support CPS initiatives	3	4	<input checked="" type="checkbox"/>
▪ Create Child Passenger Safety (CPS) update newsletters and distribute them to 75 CPS technicians	2	2	<input checked="" type="checkbox"/>
▪ Develop final project evaluation report	1	1	<input checked="" type="checkbox"/>
▪ Distribute pieces of CPS material to families with children ages 0-8 through PHHS or other community partners	10,000	18,250	<input checked="" type="checkbox"/>
▪ Train technicians by conducting the National CPS Certification Course 2 times	40	46	<input checked="" type="checkbox"/>

Financial Information:

Fund	Source	# Projects		Federal Funding	State Funding	Program Income	Local Match	Project Total
402	OP	1	<i>Planned:</i>	\$68,722.00		\$2,700.00	\$37,312.84	\$108,734.84
		1	<i>Actuals:</i>	\$68,722.00		\$1,440.00	\$103,453.90	\$173,615.90

Task: Public Information Campaigns				Occupant Protection OP - 05			
<i>Organization Name</i> Sherry Matthews Advocacy Marketing			<i>Division</i> TRF-TS		<i>Project Number</i> 2018-SMAM-SOW-0003		
<i>Title / Desc.</i> Click It or Ticket. Public Information and Education Campaign							
<i>This comprehensive statewide multi-media campaign is enforcement-focused warning drivers and passengers to buckle up day or night or they could be issued a citation.</i>							
<i>Performance Objectives</i>				<u>Target</u>	<u>Actual</u>	<u>Met?</u>	
▪ Conduct outreach and public awareness events at locations across the state				13	13	<input checked="" type="checkbox"/>	
▪ Develop new creative assets for the campaign				3	3	<input checked="" type="checkbox"/>	
▪ Implement paid media buy, including TV, out of home, and digital components				1	1	<input checked="" type="checkbox"/>	
▪ Provide set of materials to TxDOT Communications to generate earned media				1	1	<input checked="" type="checkbox"/>	
▪ Submit existing campaign creative components for approval				6	6	<input checked="" type="checkbox"/>	
<i>Project Notes</i> <i>This campaign was funded with 405B and 402 funding sources. Therefore the objectives are duplicated on both projects</i>							
<i>Financial Information:</i>							
<i>Fund</i>	<i>Source</i>	<i># Projects</i>	<i>Federal Funding</i>	<i>State Funding</i>	<i>Program Income</i>	<i>Local Match</i>	<i>Project Total</i>
402	OP	1	<i>Planned:</i> \$69,504.39			\$1,000,000.00	\$69,504.39
		1	<i>Actuals:</i> \$69,504.39			\$9,876,865.10	\$9,946,369.49

Task: Public Information Campaigns				Occupant Protection OP - 05			
<i>Organization Name</i> Sherry Matthews Advocacy Marketing			<i>Division</i> TRF-TS		<i>Project Number</i> 2018-SMAM-SOW-0003		
<i>Title / Desc.</i> Click It or Ticket. Public Information and Education Campaign							
<i>This comprehensive statewide multi-media campaign is enforcement-focused warning drivers and passengers to buckle up day or night or they could be issued a citation.</i>							
<i>Strategies Addressed</i>							
- Increase public information and education campaigns.							
- Develop and implement public information and education efforts on traffic safety issues.							
<i>Performance Objectives</i>				<u>Target</u>	<u>Actual</u>	<u>Met?</u>	
▪ Conduct outreach and public awareness events at locations across the state				13	13	<input checked="" type="checkbox"/>	
▪ Develop new creative assets for the campaign				3	3	<input checked="" type="checkbox"/>	
▪ Implement paid media buy, including TV, out of home, and digital components				1	1	<input checked="" type="checkbox"/>	
▪ Provide set of materials to TxDOT Communications to generate earned media				1	1	<input checked="" type="checkbox"/>	
▪ Submit existing campaign creative components for approval				6	6	<input checked="" type="checkbox"/>	
<i>Project Notes</i> <i>This campaign was funded with 405B and 402 funding sources. Therefore the objectives are duplicated on both projects</i>							
<i>Financial Information:</i>							
<i>Fund</i>	<i>Source</i>	<i># Projects</i>	<i>Federal Funding</i>	<i>State Funding</i>	<i>Program Income</i>	<i>Local Match</i>	<i>Project Total</i>
405B	M1PE	1	<i>Planned:</i> \$1,930,495.61			\$1,000,000.00	\$2,930,495.61
		1	<i>Actuals:</i> \$1,930,339.78			\$9,999,999.00	\$11,930,338.78

Task: Public Information Campaigns	Occupant Protection OP - 05
---	------------------------------------

Organization Name Sherry Matthews Advocacy Marketing	Division TRF-TS	Project Number 2018-SMAM-SOW-0004
--	-----------------	---

Title / Desc. **Youth Occupant Protection Public Awareness Campaign**

This multimedia campaign is aimed at reducing the number of children and teens killed and injured on Texas roadways by increasing the rates of proper child safety seat and seat belt usage.

Strategies Addressed

- Increase public information and education campaigns.

Performance Objectives

	<u>Target</u>	<u>Actual</u>	<u>Met?</u>
▪ Coordinate CPS public awareness/outreach events at locations throughout the state	5	5	<input checked="" type="checkbox"/>
▪ Coordinate Teen CIOT media and outreach events at locations throughout the state	6	6	<input checked="" type="checkbox"/>
▪ Create Teen CIOT high school outreach kit	1	1	<input checked="" type="checkbox"/>
▪ Distribute CPS materials for TSSs, partners, and outreach events	1	1	<input checked="" type="checkbox"/>
▪ Implement paid media buy, including PSA placements and digital advertising	1	1	<input checked="" type="checkbox"/>
▪ Produce creative assets for the paid media campaign	5	5	<input checked="" type="checkbox"/>
▪ Provide sets of materials to generate earned media	2	2	<input checked="" type="checkbox"/>

Financial Information:

Fund	Source	# Projects		Federal Funding	State Funding	Program Income	Local Match	Project Total
405B	M1PE	1	Planned:	\$1,000,000.00			\$1,000,000.00	\$2,000,000.00
		1	Actuals:	\$977,486.73			\$3,819,647.20	\$4,797,133.93

Task: Public Information Campaigns	Occupant Protection OP - 05
---	------------------------------------

Organization Name **Texas A&M Agrilife Extension Service** Division TRF-TS Project Number **2018-Texas Ag-G-1YG-0139**

Title / Desc. **Texas A&M AgriLife Extension Service Passenger Safety Project**

A program to increase child restraint and seat belt usage among low use populations and promote safe driving practices statewide through educational campaigns, checkup events and trainings.

Strategies Addressed

- Concentrate efforts on historically low use populations.
- Increase EMS/fire department involvement in CPS fitting stations.
- Increase intervention efforts by healthcare professionals, teachers, and all safety advocates.
- Increase occupant protection education, training, and awareness of safety belt issues for law enforcement, judges and prosecutors.
- Increase public information and education campaigns.
- Increase training opportunities and retention of child passenger safety (CPS) technicians and instructors.
- Maintain CPS seat distribution programs for low income families.
- Increase public information and education efforts on pedestrian and bicyclist safety.
- Conduct and assist local, state and national traffic safety campaigns.
- Conduct public information and education campaigns related to distracted driving.
- Develop and implement public information and education efforts on traffic safety issues.

Performance Objectives

	<u>Target</u>	<u>Actual</u>	<u>Met?</u>
▪ Conduct 6-Hour Technician Update for technicians in Texas or one 8-hour Technician Renewal Training	1	1	☑
▪ Conduct National Child Passenger Safety Technician Certification Trainings	2	3	☑
▪ Conduct Operation Kids classes for officers to increase child safety seat enforcement	5	5	☑
▪ Conduct safety seat checkup events in historically low-use communities.	27	37	☑
▪ Conduct child safety seat inspections at checkup events, appointments, and fitting stations	1,600	1,893	☑
▪ Distribute child safety seats as replacements as needed at inspections in low-use communities	1,250	1,386	☑
▪ Distribute Public Information and Education (PI&E) resources to support grant objectives	60,000	81,118	☑
▪ Educate participants on the importance of seat belts using the Rollover or Virtual Reality Demonstrations	18,000	21,158	☑
▪ Maintain online transportation safety courses for childcare providers	3	3	☑
▪ Participate in programs on seat belts, car seats, distracted driving and other safe driving practices	200	350	☑
▪ Provide hospitals in mostly rural counties with a prenatal child passenger safety education program	100	101	☑

Financial Information:

Fund	Source	# Projects		Federal Funding	State Funding	Program Income	Local Match	Project Total
402	OP	1	Planned:	\$495,708.16			\$267,618.72	\$763,326.88
		1	Actuals:	\$495,708.15			\$410,804.72	\$906,512.87

Task: Public Information Campaigns	Occupant Protection OP - 05
---	------------------------------------

Organization Name Texas Children's Hospital	District HOU	Project Number 2018-TCH-G-1YG-0181
---	--------------	--

Title / Desc. Increasing Child Restraint Usage in Greater Houston

The project will increase restraint use in the Greater Houston area through community education, assistance with installation of car seats, and distribution of seats to low income families.

Strategies Addressed

- Concentrate efforts on historically low use populations.
- Increase intervention efforts by healthcare professionals, teachers, and all safety advocates.
- Increase public information and education campaigns.
- Increase training opportunities and retention of child passenger safety (CPS) technicians and instructors.
- Maintain CPS seat distribution programs for low income families.

Performance Objectives

	<u>Target</u>	<u>Actual</u>	<u>Met?</u>
▪ Conduct Child Passenger Safety renewal course	1	1	<input checked="" type="checkbox"/>
▪ Conduct TxDoT Child Passenger Safety Technician training courses	2	3	<input checked="" type="checkbox"/>
▪ Conduct Media exposures related to child passenger safety	50	64	<input checked="" type="checkbox"/>
▪ Conduct Surveys of parents and caregivers who attend a local inspection station	250	649	<input checked="" type="checkbox"/>
▪ Conduct Child safety inspections at community car seat check up events	1,000	1,183	<input checked="" type="checkbox"/>
▪ Conduct Child safety seat inspections at network inspection station sites	3,000	4,086	<input checked="" type="checkbox"/>
▪ Coordinate Community car seat events	20	28	<input checked="" type="checkbox"/>
▪ Distribute Child restraint systems to low-income and at risk families at inspection stations and events	1,100	1,185	<input checked="" type="checkbox"/>
▪ Distribute Educational materials on child passenger safety to the community	65,000	86,844	<input checked="" type="checkbox"/>
▪ Educate Law enforcement, EMS, and healthcare personnel about current child occupant protection standards	75	182	<input checked="" type="checkbox"/>
▪ Teach CEU and specialized training classes for CPS technicians about new products and technology	5	6	<input checked="" type="checkbox"/>
▪ Teach Car seat safety classes for parents and caregivers	50	74	<input checked="" type="checkbox"/>
▪ Train New child passenger safety technicians	40	44	<input checked="" type="checkbox"/>

Financial Information:

Fund	Source	#	Projects		Federal Funding	State Funding	Program Income	Local Match	Project Total
405B	M1PE	1	Planned:		\$244,459.31		\$10,000.00	\$349,737.44	\$604,196.75
		1	Actuals:		\$215,518.40		\$14,481.23	\$337,923.15	\$567,922.78

Task: Public Information Campaigns						Occupant Protection OP - 05		
<i>Organization Name</i> Texas Department of State Health Services			<i>Division</i> TRF-TS		<i>Project Number</i> 2018-TDSHS-G-1YG-0137			
<i>Title / Desc.</i> Statewide Child Passenger Safety Education and Distribution Program								
<i>Statewide Child Passenger Safety (CPS) program, including safety seat education and distribution, CPS technician training and coordination of CPS services. This is not Research and Development.</i>								
<i>Strategies Addressed</i>								
<ul style="list-style-type: none"> - Increase training opportunities and retention of child passenger safety (CPS) technicians and instructors. - Maintain CPS seat distribution programs for low income families. 								
<i>Performance Objectives</i>						<u>Target</u>	<u>Actual</u>	<u>Met?</u>
▪ Conduct CPS technical update class to technicians in Texas						1	1	<input checked="" type="checkbox"/>
▪ Conduct regional training classes for current and new program partner organizations.						4	4	<input checked="" type="checkbox"/>
▪ Conduct Safe Riders CPS certification trainings with safety seat checkups.						4	4	<input checked="" type="checkbox"/>
▪ Conduct Safe Riders safety seat checkup events						12	12	<input checked="" type="checkbox"/>
▪ Conduct educational presentations to the public on occupant protection						32	35	<input checked="" type="checkbox"/>
▪ Create National CPS Week-Texas statewide activities report						1	1	<input checked="" type="checkbox"/>
▪ Distribute child safety seats through Safe Riders distribution programs and check-up events						5,500	5,513	<input checked="" type="checkbox"/>
▪ Provide referrals to Safe Riders programs and services via toll-free line/emails.						5,000	5,006	<input checked="" type="checkbox"/>
<i>Financial Information:</i>								
<i>Fund</i>	<i>Source</i>	<i>#</i>	<i>Projects</i>	<i>Federal Funding</i>	<i>State Funding</i>	<i>Program Income</i>	<i>Local Match</i>	<i>Project Total</i>
402	OP	1	<i>Planned:</i>	\$547,777.51			\$725,000.00	\$1,272,777.51
		1	<i>Actuals:</i>	\$488,950.42			\$812,805.83	\$1,301,756.25

Task: Training						Occupant Protection OP - 05		
<i>Organization Name</i> Texas A&M Transportation Institute			<i>Division</i> TRF-TS		<i>Project Number</i> 2018-TTI-G-1YG-0115			
<i>Title / Desc.</i> Statewide Child Passenger Safety Conference								
<i>This project is to execute a statewide conference for child passenger safety technicians and instructors to raise awareness of CPS issues.</i>								
<i>Strategies Addressed</i>								
- Increase training opportunities and retention of child passenger safety (CPS) technicians and instructors.								
<i>Performance Objectives</i>						<u>Target</u>	<u>Actual</u>	<u>Met?</u>
▪ Distribute invitations/announcements marketing the conference						1,900	4,545	<input checked="" type="checkbox"/>
▪ Evaluate statewide conference on child passenger safety						1	1	<input checked="" type="checkbox"/>
▪ Plan child passenger safety statewide conference						1	1	<input checked="" type="checkbox"/>
▪ Provide statewide child passenger safety conference						1	1	<input checked="" type="checkbox"/>
<i>Financial Information:</i>								
<i>Fund</i>	<i>Source</i>	<i>#</i>	<i>Projects</i>	<i>Federal Funding</i>	<i>State Funding</i>	<i>Program Income</i>	<i>Local Match</i>	<i>Project Total</i>
402	OP	1	<i>Planned:</i>	\$121,817.90			\$12,468.33	\$152,286.23
		1	<i>Actuals:</i>	\$105,548.71			\$13,718.55	\$148,204.41

**FY 2018 Traffic Safety Funds
Program Area Expenditure Summary**

Occupant Protection

OP - 05

Task	# Proj	Total	FEDERAL					MATCH			Fed. 402 to Local		
			402	405B	405C	405D	405F	405E	STATE	INCOME		LOCAL	
<i>Enforcement</i>	<i>Planned:</i>	45	\$395,977.78		\$392,452.29							\$3,525.49	
	<i>Actual:</i>	35	\$342,052.89		\$336,729.33							\$5,323.56	
<i>Evaluation</i>	<i>Planned:</i>	3	\$601,268.20	\$47,700.02	\$433,261.13							\$120,307.05	
	<i>Actual:</i>	3	\$545,553.81	\$43,438.51	\$392,199.46							\$109,915.84	
<i>Program Management</i>													
<i>Public Information Campaigns</i>	<i>Planned:</i>	12	\$8,854,246.81	\$1,879,365.40	\$3,174,954.92						\$12,700.00	\$4,785,102.37	\$1,171,615.48
	<i>Actual:</i>	12	\$30,792,517.56	\$1,775,128.65	\$3,123,344.91				\$2,123.60	\$15,921.23	\$25,875,999.17	\$1,126,231.42	
<i>Training</i>	<i>Planned:</i>	1	\$152,286.23	\$121,817.90						\$18,000.00	\$12,468.33	\$121,817.90	
	<i>Actual:</i>	1	\$148,204.41	\$105,548.71						\$28,937.15	\$13,718.55	\$105,548.71	
TOTALS:	<i>Planned:</i>	61	\$10,003,779.02	\$2,048,883.32	\$4,000,668.34					\$30,700.00	\$4,921,403.24	\$1,293,433.38	
	<i>Actual:</i>	51	\$31,828,328.67	\$1,924,115.87	\$3,852,273.70				\$2,123.60	\$44,858.38	\$26,004,957.12	\$1,231,780.13	

Pedestrian and Bicyclist Safety **PS - 06**

Goals

- To reduce the number of motor vehicle-related pedestrian and bicyclist fatalities

Strategies

- Improve "walkability. and "bikeability. of roads and streets.
- Improve data collection on pedestrian injuries and fatalities.
- Improve identification of problem areas for pedestrians
- Increase public information and education efforts on pedestrian and bicyclist safety.
- Increase public information and education on motorists' responsibilities pertaining to pedestrian and bicyclist safety.

Project Descriptions

<i>Task: Evaluation</i>		Pedestrian and Bicyclist Safety PS - 06						
<i>Organization Name</i>		<i>Division</i> TRF-TS		<i>Project Number</i>				
Texas A&M Transportation Institute				2018-TTI-G-1YG-0066				
<i>Title / Desc. Developing a Crash Analysis Tool to Address Pedestrian Safety</i>								
<i>To address pedestrian safety issues, this project will continue building an inventory database.</i>								
<i>Strategies Addressed</i>								
- Improve identification of problem areas for pedestrians								
<i>Performance Objectives</i>								
				<u>Target</u>	<u>Actual</u>	<u>Met?</u>		
▪ Conduct Pedestrian Related Data Collections for 1 Set of Intersections and 1 Set of Midblock Locations				2	6	<input checked="" type="checkbox"/>		
▪ Create updated database				1	2	<input checked="" type="checkbox"/>		
▪ Develop Final Report				1	1	<input checked="" type="checkbox"/>		
▪ Identify sets of locations (intersections and midblock) with serious pedestrian safety issues				2	20	<input checked="" type="checkbox"/>		
<i>Financial Information:</i>								
<i>Fund</i>	<i>Source</i>	<i>#</i>	<i>Projects</i>	<i>Federal Funding</i>	<i>State Funding</i>	<i>Program Income</i>	<i>Local Match</i>	<i>Project Total</i>
402	PS	1	<i>Planned:</i>	\$89,863.62			\$22,476.26	\$112,339.88
		1	<i>Actuals:</i>	\$83,503.39			\$20,885.06	\$104,388.45

Task: Public Information Campaigns **Pedestrian and Bicyclist Safety PS - 06**

Organization Name **City of Lubbock - Parks & Recreation** District LBB Project Number **2018-LubbockP-G-1YG-0241**

Title / Desc. **Safety City: Providing Education Today for a Safer Tomorrow**

The Primary goal of Safety City is to develop and provide comprehensive traffic education programs to the South Plains with the initiative to create a safe environment on and around public roadways.

Strategies Addressed

- Increase public information and education campaigns.
- Increase public information and education efforts on pedestrian and bicyclist safety.
- Increase public education and information on railroad/highway crossing safety.
- Increase public education and information on roadway safety.
- Provide training on roadway safety issues.
- Conduct public information and education campaigns related to distracted driving.
- Develop and implement public information and education efforts on traffic safety issues.
- Increase public information and education concerning speed-related issues.
- Provide community training on speed-related issues.

Performance Objectives	Target	Actual	Met?
▪ Complete professional training seminars or conferences	3	3	<input checked="" type="checkbox"/>
▪ Create alliances with other organizations for a safer community	2	3	<input checked="" type="checkbox"/>
▪ Educate elementary students in safe pedestrian behavior who participate at Safety City	12,000	2,603	<input type="checkbox"/>
▪ Educate persons proper bicycle safety and riding techniques	12,000	2,603	<input type="checkbox"/>
▪ Provide Motor vehicle safety education to 12,000 people through hands on training through group instruction	12,000	2,603	<input type="checkbox"/>

Financial Information:

Fund Source	# Projects	Federal Funding	State Funding	Program Income	Local Match	Project Total
402 PS	1	Planned: \$28,606.80		\$8,200.00	\$11,887.85	\$48,694.65
	1	Actuals: \$16,470.62		\$2,788.00	\$9,750.55	\$29,009.17

Task: Public Information Campaigns **Pedestrian and Bicyclist Safety PS - 06**

Organization Name **Education Service Center, Region VI** District BRY Project Number **2018-ESCVI-G-1YG-0166**

Title / Desc. **Everyone S.H.A.R.E. the Road Program**

This program is designed to increase public information and education efforts pertaining to pedestrian and bicyclist safety by education all roadway users.

Strategies Addressed

- Increase public information and education efforts on pedestrian and bicyclist safety.

Performance Objectives	Target	Actual	Met?
▪ Analyze participant evaluations to determine the overall effectiveness of the S.H.A.R.E. Program	250	688	<input checked="" type="checkbox"/>
▪ Conduct Bicycle Rodeo events	2	3	<input checked="" type="checkbox"/>
▪ Educate participants in the S.H.A.R.E. Program	500	1,356	<input checked="" type="checkbox"/>
▪ Identify sets of content material and activities to be used as training aids for training sessions	2	2	<input checked="" type="checkbox"/>

Financial Information:

Fund Source	# Projects	Federal Funding	State Funding	Program Income	Local Match	Project Total
402 PS	1	Planned: \$61,424.60			\$19,049.12	\$80,473.72
	1	Actuals: \$61,424.60			\$29,819.06	\$91,243.66

Task: Public Information Campaigns **Pedestrian and Bicyclist Safety PS - 06**

Organization Name **Elbowz Racing** Division TRF-TS Project Number **2018-Elbowz-G-1YG-0148**

Title / Desc. **Elbowz Racing Bicycle Safety Program**

Elbowz Racing will promote bicycle safety to riders and motorists in the state of Texas. The program will concentrate on the use of bicycle safety gear and rules of the road at our events.

Strategies Addressed

- Increase public information and education efforts on pedestrian and bicyclist safety.

Performance Objectives

	<u>Target</u>	<u>Actual</u>	<u>Met?</u>
▪ Complete bicycle and pedestrian safety posts on social media	36	28	<input type="checkbox"/>
▪ Conduct earned media exposures using the celebrity status of Ben Spies and the Elbowz Racing team	5	5	<input checked="" type="checkbox"/>
▪ Conduct community bicycle safety events	6	6	<input checked="" type="checkbox"/>
▪ Conduct visits to local elementary schools & conduct bicycle safety talks	6	6	<input checked="" type="checkbox"/>
▪ Conduct safety events at cycling events within the state of Texas	10	10	<input checked="" type="checkbox"/>
▪ Create short videos covering bicycle and pedestrian topics for posting on various social media outlets	4	4	<input checked="" type="checkbox"/>

Financial Information:

Fund	Source	# Projects	Federal Funding	State Funding	Program Income	Local Match	Project Total
402	PS	1	Planned: \$131,120.00			\$50,510.00	\$181,630.00
		1	Actuals: \$114,553.31			\$78,229.05	\$192,782.36

Task: Public Information Campaigns **Pedestrian and Bicyclist Safety PS - 06**

Organization Name **Ghisallo Foundation** District AUS Project Number **2018-Ghisallo-G-1YG-0248**

Title / Desc. **Cycle Academy: Youth Bicycle Education and Safety Instruction**

Cycle Academy based youth bicycle education programs utilizing Bike Rodeos and Bike Club based instruction. Key focuses are proper helmet usage, safe riding skills, navigation, and bike maintenance.

Strategies Addressed

- Increase public information and education efforts on pedestrian and bicyclist safety.

Performance Objectives

	<u>Target</u>	<u>Actual</u>	<u>Met?</u>
▪ Collect surveys measuring pre and post rodeo skills from Bike Rodeo participants	600	2,544	<input checked="" type="checkbox"/>
▪ Complete Bike Rodeos at schools or organization sites	10	23	<input checked="" type="checkbox"/>
▪ Educate youth participants on Texas traffic laws and in--depth bicycle safety skills via Bike Clubs	800	4,265	<input checked="" type="checkbox"/>
▪ Educate unique youth participants about Texas laws and bike safety through Bike Rodeo based instruction	2,200	3,077	<input checked="" type="checkbox"/>
▪ Establish Bike Clubs at schools or organizations	8	40	<input checked="" type="checkbox"/>

Financial Information:

Fund	Source	# Projects	Federal Funding	State Funding	Program Income	Local Match	Project Total
402	PS	1	Planned: \$125,444.00			\$41,854.90	\$167,298.90
		1	Actuals: \$125,444.00			\$94,662.70	\$220,106.70

Task: Public Information Campaigns **Pedestrian and Bicyclist Safety PS - 06**

Organization Name **Injury Prevention Center of Greater Dallas** District DAL Project Number **2018-IPCOGD-G-1YG-0196**

Title / Desc. **North Texas Pedestrian Safety Initiative**

A community-based project aimed at increasing safe pedestrian behavior in high-risk areas of Dallas.

Strategies Addressed

- Increase public information and education efforts on pedestrian and bicyclist safety.

Performance Objectives

	<u>Target</u>	<u>Actual</u>	<u>Met?</u>
▪ Conduct Meeting with government and community stakeholders to identify pedestrian safety strategies	1	1	<input checked="" type="checkbox"/>
▪ Conduct "hot spot" area observational surveys to determine the leading causes of pedestrian behavior	3	3	<input checked="" type="checkbox"/>
▪ Conduct focus groups in each of the areas at highest risk based on data ("hot spots")	3	3	<input checked="" type="checkbox"/>
▪ Develop final project report and submit to TxDOT	1	1	<input checked="" type="checkbox"/>
▪ Develop Public education and awareness programs designed to inform motorists, pedestrians and bicyclists of	1	2	<input checked="" type="checkbox"/>
▪ Evaluate pedestrian safety strategy implemented for impact	1	1	<input checked="" type="checkbox"/>
▪ Implement social marketing campaign to address pedestrian safety in identified high-risk areas	1	2	<input checked="" type="checkbox"/>

Financial Information:

Fund Source	# Projects	Federal Funding	State Funding	Program Income	Local Match	Project Total
402 PS	1	Planned: \$39,589.04			\$21,701.44	\$61,290.48
	1	Actuals: \$38,379.37			\$29,527.52	\$67,906.89

Task: Public Information Campaigns **Pedestrian and Bicyclist Safety PS - 06**

Organization Name **Safety City Abilene** Division TRF-TS Project Number **2018-SafetyCi-G-1YG-0150**

Title / Desc. **Safety City-Building Safer Communities**

To teach elementary age students traffic safety, pedestrian safety, bicycle safety, railroad safety, bus safety, seat belt safety and that officers are their friends.

Strategies Addressed

- Increase public information and education efforts on pedestrian and bicyclist safety.

Performance Objectives

	<u>Target</u>	<u>Actual</u>	<u>Met?</u>
▪ Educate School age children in pedestrian, bicycle, railroad, bus, seat belt and traffic safety	6,000	9,569	<input checked="" type="checkbox"/>

Financial Information:

Fund Source	# Projects	Federal Funding	State Funding	Program Income	Local Match	Project Total
402 PS	1	Planned: \$15,556.81			\$5,356.29	\$20,913.10
	1	Actuals: \$15,247.93			\$5,392.15	\$20,640.08

Task: Public Information Campaigns **Pedestrian and Bicyclist Safety PS - 06**

Organization Name **Texas A&M Transportation Institute** Division TRF-TS Project Number **2018-TTI-G-1YG-0077**

Title / Desc. **Deterring Distracted Walking Among Young Pedestrians in the San Antonio District**

This project addresses the dangers of distracted teen pedestrians by increasing awareness among youth within Junior High & High Schools in the San Antonio TxDOT district.

Strategies Addressed

- Increase public information and education efforts on pedestrian and bicyclist safety.

Performance Objectives

	<u>Target</u>	<u>Actual</u>	<u>Met?</u>
▪ Conduct student-led observation data collections for use to evaluate the program	2	2	<input checked="" type="checkbox"/>
▪ Develop interactive obstacle course activity to demonstrate negative impacts of distracted pedestrians	1	1	<input checked="" type="checkbox"/>
▪ Develop new outreach activity with supporting resources for teens to use for parent outreach	1	1	<input checked="" type="checkbox"/>
▪ Develop new outreach activities w/ supporting resources for youth to use for peer pedestrian safety outreach	2	2	<input checked="" type="checkbox"/>
▪ Identify schools in the San Antonio TxDOT district to implement the distracted walking project	4	4	<input checked="" type="checkbox"/>
▪ Utilize established social media outlets to support the distracted pedestrian program	2	2	<input checked="" type="checkbox"/>

Financial Information:

Fund	Source	# Projects	Federal Funding	State Funding	Program Income	Local Match	Project Total
402	PS	1	Planned: \$38,667.55			\$9,671.85	\$48,339.40
		1	Actuals: \$37,897.85			\$13,512.36	\$51,410.21

Task: Public Information Campaigns **Pedestrian and Bicyclist Safety PS - 06**

Organization Name **Texas A&M Transportation Institute** Division TRF-TS Project Number **2018-TTI-G-1YG-0078**

Title / Desc. **Bicycle-Motorist Safety Awareness for College Campuses**

This project would continue and expand an existing campaign to raise awareness on and near college campuses regarding traffic laws and safe interaction between bicycle riders and motorists.

Strategies Addressed

- Increase public information and education efforts on pedestrian and bicyclist safety.
- Develop and implement public information and education efforts on traffic safety issues.

Performance Objectives

	<u>Target</u>	<u>Actual</u>	<u>Met?</u>
▪ Conduct interviews with bicycle safety stakeholders at college campuses	5	6	<input checked="" type="checkbox"/>
▪ Develop campaign communications plan	1	1	<input checked="" type="checkbox"/>
▪ Distribute public outreach campaign materials	3,000	8,420	<input checked="" type="checkbox"/>
▪ Evaluate campus bicyclist/motorist safety campaign	1	1	<input checked="" type="checkbox"/>
▪ Maintain campaign website, providing periodic updates about events and available PI&E	1	1	<input checked="" type="checkbox"/>
▪ Produce bicyclist and motorist safety video	1	2	<input checked="" type="checkbox"/>

Financial Information:

Fund	Source	# Projects	Federal Funding	State Funding	Program Income	Local Match	Project Total
402	PS	1	Planned: \$90,199.69			\$22,576.27	\$112,775.96
		1	Actuals: \$77,342.14			\$20,042.58	\$97,384.72

Task: Public Information Campaigns **Pedestrian and Bicyclist Safety PS - 06**

Organization Name **Texas A&M Transportation Institute** Division TRF-TS Project Number **2018-TTI-G-1YG-0084**

Title / Desc. Pedestrian and Bicyclist Safety Outreach

A public outreach campaign based on analysis of crash records & observational data which identify the behavioral factors contributing to crashes & their association with pedestrian & bicyclist safety.

Strategies Addressed

- Improve identification of problem areas for pedestrians
- Increase public information and education efforts on pedestrian and bicyclist safety.
- Develop and implement public information and education efforts on traffic safety issues.

Performance Objectives

	<u>Target</u>	<u>Actual</u>	<u>Met?</u>
▪ Analyze Crash reports of pedestrian & bicyclist fatalities & incapacitating injuries	2,000	5,720	☑
▪ Analyze Observational survey results & crash report data	2,200	7,184	☑
▪ Complete Summary memorandum	1	1	☑
▪ Conduct Observational survey of pedestrian, bicyclist & motorist behavior	1	1	☑
▪ Conduct Interactive Seminars	5	5	☑
▪ Develop Outreach campaign	1	1	☑
▪ Distribute Outreach materials/messages	1,000	2,568	☑

Financial Information:

Fund	Source	# Projects	Federal Funding	State Funding	Program Income	Local Match	Project Total
402	PS	1	Planned: \$84,800.86			\$21,214.73	\$106,015.59
		1	Actuals: \$77,159.65			\$19,490.98	\$96,650.63

Task: Public Information Campaigns **Pedestrian and Bicyclist Safety PS - 06**

Organization Name **Texas A&M Transportation Institute** Division TRF-TS Project Number **2018-TTI-G-1YG-0085**

Title / Desc. Early Child Safety Education Focusing on Pedestrians/Bicyclists Aged 5-10 Years Old

This project will provide educational curriculum and materials (animated videos) targeting pedestrians and bicyclists regarding critical safety concepts.

Strategies Addressed

- Improve identification of problem areas for pedestrians
- Increase public information and education efforts on pedestrian and bicyclist safety.

Performance Objectives

	<u>Target</u>	<u>Actual</u>	<u>Met?</u>
▪ Acquire Institutional Review Board (IRB) approval	1	12	☑
▪ Conduct Educational Activities to 3 Grade-groups at 5 elementary schools in the Selected 5 School Districts	15	27	☑
▪ Create Educational Animated Videos Based on the Scenarios	2	14	☑
▪ Develop Educational Curriculum for Child Safety	1	2	☑
▪ Develop Scenarios that Young Pedestrians/bicyclists can easily Misjudge at Identified Situations	4	35	☑
▪ Distribute Developed Curriculum and Animations to Selected Five School Districts and Community Agencies	5	5	☑
▪ Identify High-Risk Situations at Young Pedestrian-involved Crashes in Texas	4	33	☑

Financial Information:

Fund	Source	# Projects	Federal Funding	State Funding	Program Income	Local Match	Project Total
402	PS	1	Planned: \$121,449.37			\$30,377.41	\$151,826.78
		1	Actuals: \$116,901.49			\$29,294.18	\$146,195.67

Task: Public Information Campaigns **Pedestrian and Bicyclist Safety PS - 06**

Organization Name **Texas A&M Transportation Institute** Division TRF-TS Project Number **2018-TTI-G-1YG-0088**

Title / Desc. **Statewide Pedestrian and Motorist Outreach and Support to Address Pedestrian Safety Behaviors**

Public education and information outreach employing pedestrian safety groups and allied groups to raise both pedestrian and motorists knowledge of pedestrian safety.

Strategies Addressed

- Improve anti-DWI public information and education campaigns including appropriate bilingual campaigns.
- Increase public information and education efforts on pedestrian and bicyclist safety.

Performance Objectives

	<u>Target</u>	<u>Actual</u>	<u>Met?</u>
▪ Conduct statewide analysis of fatal and severe injury pedestrian crashes	1	1	☑
▪ Conduct statewide pedestrian safety coalition meetings	3	3	☑
▪ Coordinate Texas Pedestrian Safety Forum	1	1	☑
▪ Develop Statewide Pedestrian Strategic Action Plan	1	1	☑
▪ Develop Support and Outreach Plan	1	1	☑
▪ Develop Texas Pedestrian Safety Coalition	1	1	☑
▪ Distribute PI&E items	300	300	☑
▪ Evaluate campaign outreach activity	1	1	☑

Financial Information:

Fund	Source	# Projects	Federal Funding	State Funding	Program Income	Local Match	Project Total
402	PS	1	Planned: \$119,179.13			\$29,804.19	\$148,983.32
		1	Actuals: \$113,825.51			\$29,115.43	\$142,940.94

Task: Public Information Campaigns **Pedestrian and Bicyclist Safety PS - 06**

Organization Name **Texas Children's Hospital** District HOU Project Number **2018-TCH-G-1YG-0056**

Title / Desc. **Pedestrian and Bicycle Safety Education and Outreach**

This project will educate communities about safe pedestrian and bicycling behaviors in an effort to reduce the prevalence of facilities and injuries to children in the Houston metropolitan area.

Strategies Addressed

- Improve identification of problem areas for pedestrians
- Increase public information and education efforts on pedestrian and bicyclist safety.

Performance Objectives

	<u>Target</u>	<u>Actual</u>	<u>Met?</u>
▪ Conduct Surveys focused on the walking and biking behaviors of elementary aged children	250	500	☑
▪ Conduct Surveys focused on the walking behaviors of adolescents and teens	250	110	☐
▪ Coordinate Bicycle safety events and/or bicycle rodeos	15	53	☑
▪ Coordinate Media exposures about pedestrian and/or bicycle safety	15	38	☑
▪ Coordinate Educational classes and/or presentations on pedestrian and/or bicycle safety	100	102	☑
▪ Distribute Helmets to children with bicycles, that are in need of appropriately fitted helmets	1,500	2,392	☑
▪ Distribute Educational materials on pedestrian and/or bicycle safety in the community	50,000	84,829	☑
▪ Educate Children about safe pedestrian and/or bicyclist skills and behaviors	20,000	21,049	☑

Financial Information:

Fund	Source	# Projects	Federal Funding	State Funding	Program Income	Local Match	Project Total
402	PS	1	Planned: \$85,624.48			\$56,713.85	\$142,338.33
		1	Actuals: \$83,063.27			\$66,844.53	\$149,907.80

Task: Training	Pedestrian and Bicyclist Safety PS - 06
-----------------------	--

Organization Name Bike Austin	District AUS	Project Number 2018-BikeAUS-G-1YG-0284
---	--------------	--

Title / Desc. **Austin Safe Cycling Education & Encouragement Project**

This project aims to educate motorists, bicyclists and pedestrians on traffic laws pertaining to bicyclists and pedestrians and encourage more people to ride bicycles and walk safely.

Strategies Addressed

- Increase public information and education efforts on pedestrian and bicyclist safety.

Performance Objectives

	<u>Target</u>	<u>Actual</u>	<u>Met?</u>
▪ Conduct Two (2) City Cycling classes in Spanish	2	0	<input type="checkbox"/>
▪ Create Bilingual State Traffic Law handout to adult cyclists and pedestrians to increase awareness	1	0	<input type="checkbox"/>
▪ Distribute Bilingual State traffic Law handouts to motorists, adult cyclists and pedestrians	4,000	0	<input type="checkbox"/>
▪ Teach City Cycling curriculum, primary focus on 20-29 year-olds and bike commuters	600	13	<input type="checkbox"/>

Financial Information:

<i>Fund</i>	<i>Source</i>	<i># Projects</i>		<i>Federal Funding</i>	<i>State Funding</i>	<i>Program Income</i>	<i>Local Match</i>	<i>Project Total</i>
402	PS	1	<i>Planned:</i>	\$27,995.03			\$14,802.25	\$42,797.28
		1	<i>Actuals:</i>	\$3,286.97			\$1,737.97	\$5,024.94

**FY 2018 Traffic Safety Funds
Program Area Expenditure Summary**

Pedestrian and Bicyclist Safety

PS - 06

Task	# Proj	Total	FEDERAL					MATCH			Fed. 402 to Local	
			402	405B	405C	405D	405F	405E	STATE	INCOME		LOCAL
<i>Enforcement</i>												
<i>Evaluation</i>	<i>Planned:</i>	1	\$112,339.88	\$89,863.62								\$22,476.26
	<i>Actual:</i>	1	\$104,388.45	\$83,503.39								\$20,885.06
<i>Program Management</i>												
<i>Public Information Campaigns</i>	<i>Planned:</i>	12	\$1,270,580.23	\$941,662.33						\$8,200.00		\$320,717.90
	<i>Actual:</i>	12	\$1,306,178.83	\$877,709.74						\$2,788.00		\$425,681.09
<i>Training</i>	<i>Planned:</i>	1	\$42,797.28	\$27,995.03								\$14,802.25
	<i>Actual:</i>	1	\$5,024.94	\$3,286.97								\$1,737.97
TOTALS:	<i>Planned:</i>	14	\$1,425,717.39	\$1,059,520.98						\$8,200.00		\$357,996.41
	<i>Actual:</i>	14	\$1,415,592.22	\$964,500.10						\$2,788.00		\$448,304.12

Police Traffic Services

PT - 07

Goals

- To increase effective enforcement and adjudication of traffic safety-related laws to reduce fatal and serious injury crashes
- To reduce commercial motor vehicle crashes, injuries and fatalities involving vehicles with a vehicle body type of "Semi-Trailer" or "Truck-Tractor".

Strategies

- *Increase and sustain enforcement of traffic safety-related laws.*
- *Increase and sustain high visibility enforcement of Intersection Traffic Control (ITC) laws.*
- *Increase enforcement of commercial motor vehicle speed limits.*
- *Increase public education and information campaigns regarding enforcement activities.*
- *Increase public information and education on intersection related traffic issues.*
- *Increase public information and education on sharing the road with commercial motor vehicles (CMV)*
- *Provide technical and managerial support to local law enforcement agencies and highway safety professionals.*

Project Descriptions

Task: Enforcement	Police Traffic Services PT - 07
--------------------------	--

Organization Name **TxDOT - Traffic Safety** Division TRF-TS Project Number **STEP CMV**

Title / Desc. **STEP CMV**

Provide enhanced enforcement covering multiple offenses, focusing on the following: Speed, Occupant Protection (OP), and Hazardous Moving Violations (HMV) related to commercial motor vehicles.

Performance Measures

Child Safety Seat citations	9
CMV HMV Citations	7,768
CMV Safety Belt Citations	3,841
CMV Speed citations	5,645
Community events	36
DUI Minor arrests/citations	0
DWI arrests	1
ITC citations	964
Media exposures	73
Other arrests	274
Other citations	5,495
Presentations conducted	48
Public information and education materials distributed	13,877
Public information and education materials produced	5,090
Safety Belt citations	82
Speed citations	964
Speed related crashes	12,484
STEP Enforcement Hours	10,854

Project Notes

TRF-BTS originally planned that 12 law enforcement agencies would receive CMV grants; however, after receiving the 12 proposals, two agencies withdrew their proposals.

Participating Organizations	Project #
Burnet County Sheriff Department	2018-BurnettC-S-1YG-0101
City of Eagle Lake Police Department	2018-EagleLkP-S-1YG-0089
City of Harlingen Police Department	2018-Harlinge-S-1YG-0091
Harris County Sheriff's Office	2018-HarrisCo-S-1YG-0061
City of Houston - Police Department	2018-HoustonP-S-1YG-0043
Karnes County Sheriff Department	2018-KarnesCo-S-1YG-0099
City of Laredo Police Department	2018-LaredoPD-S-1YG-0056
City of McAllen Police Department	2018-McAllenP-S-1YG-0075
City of Mount Pleasant - Police Department	2018-MtPleasa-S-1YG-0047
City of Pharr Police Department	2018-PharrPD-S-1YG-0098
City of Sugar Land Police Department	2018-Sugarlan-S-1YG-0079

Financial Information:

Fund	Source	# Projects	Federal Funding	State Funding	Program Income	Local Match	Project Total
402	PT	12	Planned: \$809,131.36			\$612,856.61	\$1,421,987.97
		10	Actuals: \$595,983.92			\$756,379.32	\$1,352,363.24

Task: Enforcement	Police Traffic Services PT - 07
--------------------------	--

Organization Name **TxDOT - Traffic Safety** Division TRF-TS Project Number **STEP Comprehensive**

Title / Desc. STEP Comprehensive

Provide enhanced sustained enforcement covering multiple offenses, focusing on two or more of the following: Speed, DWI, Intersection Traffic Control (ITC), Occupant Protection (OP) or Distracted Driving (DD) violations. All STEP Comprehensive agencies that have an occupant protection and/or DWI component will participate in the national enforcement mobilizations.

Performance Measures

Alcohol related crashes	12,603
Child Safety Seat citations	8,135
CMV Speed citations	83
Community events	432
DD arrests/citations	22,035
DUI Minor arrests/citations	54
DWI arrests	3,462
HMV citations	3,525
ITC citations	49,648
ITC related crashes	58,558
Media exposures	926
Other arrests	5,328
Other citations	72,809
Presentations conducted	644
Public information and education materials distributed	99,173
Public information and education materials produced	2,022
Safety Belt citations	40,627
Speed citations	235,194
Speed related crashes	63,493
STEP Enforcement Hours	160,731

Project Notes

TRF-BTS originally planned on 55 law enforcement agencies receiving Comprehensive grants; however, after receiving the 55 proposals, three agencies decided to withdraw their proposals.

Participating Organizations	Project #
City of Amarillo - Police Department	2018-Amarillo-S-1YG-0031
City of Arlington - Police Department	2018-Arlingto-S-1YG-0006
City of Austin Police Department	2018-AustinPD-S-1YG-0048
City of Beaumont Police Department	2018-Beaumont-S-1YG-0058
Bexar County Sheriff's Office	2018-BexarCoS-S-1YG-0005
City of Brenham Police Department	2018-Brenham-S-1YG-0041
City of Brownsville Police Department	2018-BrownsPD-S-1YG-0064
City of Corpus Christi Police Department	2018-CorpusPD-S-1YG-0022
City of Dallas Police Department	2018-Dallas-S-1YG-0018
City of Deer Park Police Department	2018-DeerPark-S-1YG-0016
City of Denton Police Department	2018-DentonPD-S-1YG-0060
El Paso County Sheriff's Office	2018-EIPasoCO-S-1YG-0073
City of El Paso - Police Department	2018-EIPasoPD-S-1YG-0004
City of Euless Police Department	2018-Euless-S-1YG-0063
City of Fort Worth Police Department	2018-Fortwort-S-1YG-0032
City of Frisco Police Department	2018-FriscoPD-S-1YG-0013
City of Galveston - Police Department	2018-Galvesto-S-1YG-0092
City of Garland - Police Department	2018-GarlandP-S-1YG-0020

City of Grand Prairie Police Department	2018-GrandPra-S-1YG-0024
City of Harlingen Police Department	2018-Harlinge-S-1YG-0053
Harris County Constable Precinct 4	2018-Harris4-S-1YG-0084
Harris County Sheriff's Office	2018-HarrisCo-S-1YG-0010
Harris County Constable Precinct 1	2018-HarrisP1-S-1YG-0029
Harris County Constable Precinct 7	2018-HarrisP7-S-1YG-0057
City of Houston - Police Department	2018-HoustonP-S-1YG-0009
City of Irving Police Department	2018-Irving-S-1YG-0051
City of Jacksonville Police Department	2018-Jacksonv-S-1YG-0082
Jefferson County Sheriff's Office	2018-Jefferso-S-1YG-0054
City of Keller Police Department	2018-KellerPD-S-1YG-0088
City of Killeen Police Department	2018-KilleenP-S-1YG-0072
City of La Porte Police Department	2018-LaPorte-S-1YG-0036
City of Laredo Police Department	2018-LaredoPD-S-1YG-0040
City of McAllen Police Department	2018-McAllenP-S-1YG-0019
City of McKinney - Police Department	2018-McKinney-S-1YG-0027
City of Midland Police Department	2018-Midland-S-1YG-0007
City of Mission Police Department	2018-Mission-S-1YG-0028
City of Missouri - City Police Department	2018-Missouri-S-1YG-0011
City of Mount Pleasant - Police Department	2018-MtPleasa-S-1YG-0039
City of New Braunfels Police Department	2018-NewBrau-S-1YG-0102
City of North Richland Hills - Police Department	2018-NRichlan-S-1YG-0049
City of Odessa Police Department	2018-Odessa-S-1YG-0023
City of Pasadena Police Department	2018-PasadePD-S-1YG-0071
City of Plano Police Department	2018-PlanoPD-S-1YG-0015
Polk County Sheriff's Office	2018-PolkCo-S-1YG-0034
City of San Antonio Police Department	2018-SanAntPD-S-1YG-0002
City of Southlake Police Department	2018-Southlak-S-1YG-0003
City of Sugar Land Police Department	2018-Sugarlan-S-1YG-0069
Texas Department of Public Safety	2018-TDPS-S-1YG-0086
Tom Green County	2018-Tomgreen-S-1YG-0035
City of Tyler Police Department	2018-Tyler PD-S-1YG-0021
City of Waco Police Department	2018-WacoPD-S-1YG-0038
City of Wichita Falls Police Department	2018-WichitaP-S-1YG-0055

Financial Information:

<i>Fund</i>	<i>Source</i>	<i># Projects</i>		<i>Federal Funding</i>	<i>State Funding</i>	<i>Program Income</i>	<i>Local Match</i>	<i>Project Total</i>
402	PT	55	<i>Planned:</i>	\$9,545,459.93			\$4,948,831.26	\$14,494,291.19
		52	<i>Actuals:</i>	\$8,488,974.89			\$5,085,314.89	\$13,574,289.78

Task: Enforcement	Police Traffic Services PT - 07
--------------------------	--

Organization Name **TxDOT - Traffic Safety** Division TRF-TS Project Number **STEP Wave Comprehensive**

Title / Desc. **STEP Wave Comprehensive**

Participate in special enforcement efforts centered on the holiday periods through STEP Waves.

Performance Measures

Child Safety Seat citations	100
CMV Speed citations	1
Community events	43
DD arrests/citations	127
DUI Minor arrests/citations	1
DWI arrests	69
HMV citations	0
ITC citations	151
Media exposures	199
Other arrests	84
Other citations	1,584
Presentations conducted	48
Public information and education materials distributed	14,583
Public information and education materials produced	4
Safety Belt citations	677
Speed citations	4,947
STEP Enforcement Hours	3,479

Project Notes

TRF-BTS originally planned that 19 law enforcement agencies would receive Wave Comprehensive grants; however, after receiving the 19 proposals, six agencies withdrew their proposals.

Participating Organizations

Project #

Town of Addison Police Department	2018-AddisonP-S-1YG-0014
City of Alpine Police Department	2018-AlpinePD-S-1YG-0066
Burnet County Sheriff Department	2018-BurnettC-S-1YG-0077
City of El Paso - ISD Police Department	2018-EIPasoII-S-1YG-0085
City of Grapevine - Police Department	2018-Grapevin-S-1YG-0050
City of Hawley Police Department	2018-HawleyPD-S-1YG-0076
City of Manor - Police Department	2018-ManorPD-S-1YG-0097
City of Palestine - Police department	2018-Palestin-S-1YG-0095
City of Port Arthur Police Department	2018-PortArth-S-1YG-0100
City of San Juan Police Department	2018-SanJuanP-S-1YG-0052
Smith County Sheriff's Office	2018-SmithCoS-S-1YG-0080
City of Texarkana Police Department	2018-TexarkPD-S-1YG-0103
City of Victoria Police Department	2018-Victoria-S-1YG-0070
Ward County Sheriff Office	2018-WardCoSO-S-1YG-0062
City of Weatherford Police Department	2018-Weatherf-S-1YG-0025

Financial Information:

Fund	Source	# Projects		Federal Funding	State Funding	Program Income	Local Match	Project Total
402	PT	19	Planned:	\$248,581.27			\$80,302.46	\$328,883.73
		13	Actuals:	\$144,155.98			\$64,521.65	\$208,677.63

Task: Public Information Campaigns	Police Traffic Services PT - 07
---	--

Organization Name	District SAT	Project Number
City of San Antonio - Transportation and Capital Improvements Department		2018-SATCID-G-1YG-0190

Title / Desc. Police Traffic Services Enforcement and Education Campaign to Reduce Intersection Crashes

City of San Antonio campaign to reduce intersection crashes by educating police officers, having officers enhance education to the public, and evaluating locations of severe injury crashes.

Strategies Addressed

- Increase and sustain enforcement of traffic safety-related laws.
- Increase and sustain high visibility enforcement of Intersection Traffic Control (ITC) laws.
- Increase public education and information campaigns regarding enforcement activities.
- Increase public information and education on intersection related traffic issues.

Performance Objectives

	<u>Target</u>	<u>Actual</u>	<u>Met?</u>
▪ Educate To educate 10,000 people through social media and brochure distribution at traffic stops	10,000	1	<input type="checkbox"/>
▪ Evaluate To evaluate 100 miles of intersections along severe injury corridors	100	5	<input type="checkbox"/>
▪ Train To train 1,000 Officers using videos at Roll-Call and at personal computers	1,000	2	<input type="checkbox"/>

Financial Information:

Fund	Source	# Projects		Federal Funding	State Funding	Program Income	Local Match	Project Total
402	PT	1	<i>Planned:</i>	\$166,400.00			\$41,600.00	\$208,000.00
		1	<i>Actuals:</i>	\$144,178.79			\$36,043.96	\$180,222.75

Task: Training	Police Traffic Services PT - 07
-----------------------	--

Organization Name **Texas Municipal Police Association** Division TRF-TS Project Number **2018-TMPA-G-1YG-0006**

Title / Desc. Statewide Law Enforcement Liaison Support and Distracted Driver Education

Provide full support to TxDOT Traffic Safety Specialists on STEP's, CIOT, IDM incentives and traffic safety events. Instruct course curriculum on distracted driving to law enforcement and to adults.

Strategies Addressed

- Increase occupant protection education, training, and awareness of safety belt issues for law enforcement, judges and prosecutors.
- Increase public information and education campaigns.
- Increase public education and information campaigns regarding enforcement activities.
- Increase public information and education on intersection related traffic issues.
- Provide technical and managerial support to local law enforcement agencies and highway safety professionals.
- Conduct and assist local, state and national traffic safety campaigns.
- Conduct public information and education campaigns related to distracted driving.
- Develop and implement public information and education efforts on traffic safety issues.
- Implement and evaluate countermeasures to reduce the incidence of distracted driving.
- Improve the recording of distracted driving as a contributing factor on crash reports.
- Provide assistance to update the drivers' education curriculum and administrative standards.

Performance Objectives

	<u>Target</u>	<u>Actual</u>	<u>Met?</u>
▪ Assist with instruction of National Child Passenger Safety Certification courses	5	12	<input checked="" type="checkbox"/>
▪ Assist Child passenger safety checkup/inspection station events	25	42	<input checked="" type="checkbox"/>
▪ Attend Law enforcement conferences	4	5	<input checked="" type="checkbox"/>
▪ Attend Traffic safety specialists events, partner organization and judicial conferences	15	32	<input checked="" type="checkbox"/>
▪ Conduct Meetings with LEL Staff and TxDOT PTS Program Manager	8	9	<input checked="" type="checkbox"/>
▪ Conduct Social harm presentations	10	32	<input checked="" type="checkbox"/>
▪ Maintain Child passenger safety (CPS) technician and instructor certifications for LELs	100 %	100 %	<input checked="" type="checkbox"/>
▪ Produce Traffic safety news articles for social media websites	120	135	<input checked="" type="checkbox"/>
▪ Support Funded and non funded law enforcement agencies	1,000	3,449	<input checked="" type="checkbox"/>
▪ Teach Law enforcement training courses	100	132	<input checked="" type="checkbox"/>
▪ Teach Classes on the dangers of distracted driving to Adults	150	114	<input type="checkbox"/>
▪ Update Course curriculum (STEP 101) for STEP Project Managers	1	1	<input checked="" type="checkbox"/>

Financial Information:

Fund	Source	# Projects		Federal Funding	State Funding	Program Income	Local Match	Project Total
402	PT	1	<i>Planned:</i>	\$990,935.06			\$248,180.00	\$1,239,115.06
		1	<i>Actuals:</i>	\$905,057.10			\$278,467.00	\$1,183,524.10

FY 2018 Traffic Safety Funds Program Area Expenditure Summary

Police Traffic Services

PT - 07

Task	# Proj	Total	FEDERAL					MATCH			Fed. 402 to Local	
			402	405B	405C	405D	405F	405E	STATE	INCOME		LOCAL
Enforcement	<i>Planned:</i> 86	\$16,245,162.89	\$10,603,172.56								\$5,641,990.33	\$10,603,172.56
	<i>Actual:</i> 75	\$15,135,330.65	\$9,229,114.79								\$5,906,215.86	\$9,229,114.79
Evaluation												
Program Management												
Public Information Campaigns	<i>Planned:</i> 1	\$208,000.00	\$166,400.00								\$41,600.00	\$166,400.00
	<i>Actual:</i> 1	\$180,222.75	\$144,178.79								\$36,043.96	\$144,178.79
Training	<i>Planned:</i> 1	\$1,239,115.06	\$990,935.06								\$248,180.00	
	<i>Actual:</i> 1	\$1,183,524.10	\$905,057.10								\$278,467.00	
TOTALS:	<i>Planned:</i> 88	\$17,692,277.95	\$11,760,507.62								\$5,931,770.33	\$10,769,572.56
	<i>Actual:</i> 77	\$16,499,077.50	\$10,278,350.68								\$6,220,726.82	\$9,373,293.58

Speed Control

SC - 08

Goals

- To reduce the number of speed-related fatal and serious injury crashes
- To reduce the number of speed-related fatal and serious injury crashes

Strategies

- Increase and sustain high visibility enforcement of speed-related laws.
- Increase public information and education concerning speed-related issues.
- Provide community training on speed-related issues.

Project Descriptions

Task: Enforcement		Speed Control SC - 08	
<i>Organization Name</i>	<i>Division</i> TRF-TS	<i>Project Number</i>	
TxDOT - Traffic Safety		STEP SPEED	
<i>Title / Desc.</i> STEP SPEED			
Provide sustained speed enforcement to increase driver compliance with posted speed limits and to reduce the number of speed-related crashes. In addition, the Police Traffic Services (PTS) program area will conduct STEP-Comprehensive and STEP-Wave grants that involve increased speed enforcement.			
<i>Performance Measures</i>			
Child Safety Seat citations		12	
CMV Speed citations		4	
Community events		109	
DUI Minor arrests/citations		0	
DWI arrests		7	
HMV citations		117	
ITC citations		29	
Media exposures		34	
Other arrests		80	
Other citations		2,666	
Presentations conducted		279	
Public information and education materials distributed		8,765	
Public information and education materials produced		0	
Safety Belt citations		13	
Speed citations		19,661	
Speed related crashes		3,586	
STEP Enforcement Hours		4,936	
<i>Participating Organizations</i>		<i>Project #</i>	
City of Allen Police Department		2018-AllenPD-S-1YG-0087	
City of Lewisville Police Department		2018-LewisvPD-S-1YG-0046	
City of Lubbock Police Department		2018-Lubbock -S-1YG-0017	
City of Mesquite Police Department		2018-Mesquite-S-1YG-0059	
Montgomery County Sheriff's Office		2018-MontgoSO-S-1YG-0044	
<i>Financial Information:</i>			
<i>Fund Source</i>	<i># Projects</i>	<i>Federal Funding</i>	<i>State Funding</i>
402 SC	5	<i>Planned:</i> \$340,180.78	<i>Program Income</i>
	5	<i>Actuals:</i> \$256,435.79	<i>Local Match</i>
			<i>Project Total</i>
			\$156,779.21
			\$496,959.99
			\$128,508.76
			\$384,944.55

FY 2018 Traffic Safety Funds Program Area Expenditure Summary

Speed Control

SC - 08

Task	# Proj	Total	FEDERAL					MATCH			Fed. 402 to Local	
			402	405B	405C	405D	405F	405E	STATE	INCOME		LOCAL
Enforcement	<i>Planned:</i> 5	\$496,959.99	\$340,180.78								\$156,779.21	\$340,180.78
	<i>Actual:</i> 5	\$384,944.55	\$256,435.79								\$128,508.76	\$256,435.79
Evaluation												
Program Management												
Public Information Campaigns												
Training												
TOTALS:	<i>Planned:</i> 5	\$496,959.99	\$340,180.78								\$156,779.21	\$340,180.78
	<i>Actual:</i> 5	\$384,944.55	\$256,435.79								\$128,508.76	\$256,435.79

Traffic Records **TR - 09**

Goals

- To improve the timeliness of, quality of, availability of, and linkages of traffic records data bases

Strategies

- Improve the intake, tracking, analysis and reporting of crash data.
- Improve the integration of traffic records between state agencies and local entities.

Project Descriptions

Task: Evaluation						Traffic Records TR - 09
Organization Name			Division TRF-TS		Project Number	
CRIS					2018-CRIS-G-1YG-0300	
Title / Desc. CRIS Help Desk Services						
<i>Ensure officers and other CRIS users have access to one help desk for issues and questions.</i>						
Financial Information:						
Fund Source	# Projects	Federal Funding	State Funding	Program Income	Local Match	Project Total
State	State	1	Planned:	\$730,218.00		\$730,218.00
		1	Actuals:	\$730,218.00		\$730,218.00

Task: Evaluation						Traffic Records TR - 09
Organization Name			Division TRF-TS		Project Number	
CRIS					2018-CRIS-G-1YG-0302	
Title / Desc. CRASH Standards and Compliance						
<i>Review the current standards for NEIM, CJIS and MMUCC and enhance CRIS to ensure compliance.</i>						
Financial Information:						
Fund Source	# Projects	Federal Funding	State Funding	Program Income	Local Match	Project Total
405C	M3DA	1	Planned:	\$1,374,685.00		\$1,374,685.00
		1	Actuals:	\$909,494.05		\$909,494.05

Task: Evaluation	Traffic Records TR - 09
-------------------------	--------------------------------

Organization Name **Texas A&M Transportation Institute** Division TRF-TS Project Number **2018-TTI-G-1YG-0073**

Title / Desc. **Traffic Records Program Assessment**

Coordinate the Traffic Records Program Assessment and provide technical assistance to TxDOT

Strategies Addressed

- Improve the intake, tracking, analysis and reporting of crash data.
- Improve the integration of traffic records between state agencies and local entities.

Performance Objectives

	<u>Target</u>	<u>Actual</u>	<u>Met?</u>
▪ Complete Traffic Records Program Assessment	1	1	<input checked="" type="checkbox"/>
▪ Conduct final report-out webinar for the Traffic Records Program Assessment	1	1	<input checked="" type="checkbox"/>
▪ Coordinate Assessment Planning Calls	2	0	<input type="checkbox"/>
▪ Develop final report detailing the outcome of the STRAP assessment and other project activities	1	1	<input checked="" type="checkbox"/>
▪ Identify set of state respondents to participate in Traffic Records Assessment	1	1	<input checked="" type="checkbox"/>
▪ Manage kickoff meeting and provide technical assistance	1	1	<input checked="" type="checkbox"/>

Financial Information:

Fund	Source	# Projects		Federal Funding	State Funding	Program Income	Local Match	Project Total
402	TR	1	Planned:	\$37,899.77			\$9,475.40	\$47,375.17
		1	Actuals:	\$35,290.78			\$9,341.72	\$44,632.50

Task: Evaluation	Traffic Records TR - 09
-------------------------	--------------------------------

Organization Name Texas A&M Transportation Institute	Division TRF-TS	Project Number 2018-TTI-G-1YG-0103
--	-----------------	--

Title / Desc. Core Records Database Governance

To create and design a governance architecture for the development of a functioning core records database system for Texas

Strategies Addressed

- Improve the intake, tracking, analysis and reporting of crash data.
- Improve the integration of traffic records between state agencies and local entities.

Performance Objectives

	<u>Target</u>	<u>Actual</u>	<u>Met?</u>
▪ Conduct information technology governance process assessment	1	1	<input checked="" type="checkbox"/>
▪ Create set guidelines on how traffic records data is transferred, stored & accessed by an acquiring agency	1	1	<input checked="" type="checkbox"/>
▪ Create set of guidelines on how traffic records data sharing agreements are recorded and stored	1	1	<input checked="" type="checkbox"/>
▪ Create set of procedures on data governance review and oversight	1	1	<input checked="" type="checkbox"/>
▪ Create set of procedures on shared traffic records data usage	1	1	<input checked="" type="checkbox"/>
▪ Create set of security clearance levels for data access	1	1	<input checked="" type="checkbox"/>
▪ Develop data sharing agreement template for the sharing data from the six core traffic records databases in	1	1	<input checked="" type="checkbox"/>
▪ Develop final report detailing governance guidelines for linked core traffic records databases in Texas	1	1	<input checked="" type="checkbox"/>
▪ Survey representatives (minimum) representing the six core traffic records from other states	5	6	<input checked="" type="checkbox"/>
▪ Survey representatives from the six core traffic records databases in Texas	6	5	<input type="checkbox"/>

Financial Information:

Fund	Source	# Projects		Federal Funding	State Funding	Program Income	Local Match	Project Total
405C	M3DA	1	Planned:	\$223,753.66			\$55,972.05	\$279,725.71
		1	Actuals:	\$173,239.37			\$43,358.52	\$216,597.89

Task: Evaluation	Traffic Records TR - 09
-------------------------	--------------------------------

Organization Name Texas Department of Public Safety	Division TRF-TS	Project Number 2018-TDPS-G-1YG-0026
---	-----------------	---

Title / Desc. State Traffic Records Systems Citation Database

The HSOC will continue to identify trends and develop statistical findings related to crimes, crashes, and traffic enforcement through continued funding of employee salaries for data analysis.

Strategies Addressed

- Improve the integration of traffic records between state agencies and local entities.

Financial Information:

Fund	Source	# Projects		Federal Funding	State Funding	Program Income	Local Match	Project Total
405C	M3DA	1	Planned:	\$1,029,534.66			\$257,383.67	\$1,286,918.33
		1	Actuals:	\$639,469.62			\$160,037.56	\$799,507.18

Task: Evaluation	Traffic Records TR - 09
-------------------------	--------------------------------

Organization Name Texas Department of State Health Services - ISG	Division TRF-TS	Project Number 2018-TDSHS-IS-G-1YG-0200
---	-----------------	---

Title / Desc. **Optimizing Reporting to Improve Patient Outcomes; and to compare state and national achievements.**

Develop reporting tools that: leverage linked crash and health outcomes data; address national data standards; and provide region-specific reporting tools to improve health outcomes.

Strategies Addressed

- Improve the integration of traffic records between state agencies and local entities.

Performance Objectives

	<u>Target</u>	<u>Actual</u>	<u>Met?</u>
▪ Analyze baseline quality control measurements for Registries and linked MVC data (Obj 5)	6	6	<input checked="" type="checkbox"/>
▪ Develop Linked Data Reporting Tool (Obj 1)	1	1	<input checked="" type="checkbox"/>
▪ Develop Interactive Reporting tools for Trauma Service Areas (TSA) (Obj 7)	2	2	<input checked="" type="checkbox"/>
▪ Develop comparison tools for EMS and NTDB (Obj 4)	4	6	<input checked="" type="checkbox"/>
▪ Develop presentations on Registries data linked with motor vehicle crash data (Obj 2)	4	3	<input type="checkbox"/>
▪ Implement national EMS Compass performance Measure (Obj 6)	1	1	<input checked="" type="checkbox"/>
▪ Provide trainings for data managers, (1 hospital & 1 EMS) to improve data management (Obj 3)	2	2	<input checked="" type="checkbox"/>

Financial Information:

Fund	Source	# Projects		Federal Funding	State Funding	Program Income	Local Match	Project Total
405C	M3DA	1	Planned:	\$1,107,184.00			\$277,254.56	\$1,384,438.56
		1	Actuals:	\$909,217.26			\$228,676.73	\$1,137,893.99

Task: Evaluation **Traffic Records TR - 09**

Organization Name **Texas Municipal Police Association** Division TRF-TS Project Number **2018-TMPA-G-1YG-0285**

Title / Desc. **Texas LEADRS**
Law Enforcement Advanced DWI Reporting System

Strategies Addressed

- Improve adjudication and processing of DWI cases through improved training for judges, administrative license revocation judges, prosecutors, and probation officers.
- Improve and increase training for law enforcement officers.
- Improve DWI processing procedures.
- Increase and sustain high visibility enforcement of DWI laws.
- Increase enforcement of driving under the influence by minors laws.
- Increase intervention efforts.
- Increase the number of law enforcement task forces and coordinated enforcement campaigns.
- Increase the use of warrants for mandatory blood draws.
- Increase and sustain enforcement of traffic safety-related laws.
- Provide technical and managerial support to local law enforcement agencies and highway safety professionals.
- Improve the integration of traffic records between state agencies and local entities.

Performance Objectives

	<u>Target</u>	<u>Actual</u>	<u>Met?</u>
▪ Attend criminal justice conferences, trainings and/or seminars as a vendor and market LEADRS	4	23	☑
▪ Collect DWI/DUI/Blood Search Warrant cases or DRE Evals entered in LEADRS	7,200	9,204	☑
▪ Complete LEADRS web application enhancements	6	147	☑
▪ Conduct LEADRS user satisfaction evaluation to measure effectiveness of the program	1	1	☑
▪ Conduct meetings with TxDOT Program Mangers or LEADRS staff	12	28	☑
▪ Coordinate LEADRS advisory panel meetings	2	3	☑
▪ Create news and information articles on LEADRS	3	3	☑
▪ Develop LEADRS based DRE reporting module	1	1	☑
▪ Develop marketing-related points of contact that increase LEADRS usage statewide	500	23,084	☑
▪ Distribute Training & Officer-used materials to law enforcement officers	2,500	10,600	☑
▪ Maintain LEADRS website and server hosting	1	3	☑
▪ Maintain LEADRS Facebook to market the use of LEADRS statwide	120	163	☑
▪ Provide technical support and maintenance for LEADRS users	50	284	☑
▪ Send last drink reports to the Texas Alcoholic Beverage Commission	52	52	☑
▪ Train criminal justice personnel on the use of LEADRS	500	1,282	☑

Financial Information:

Fund	Source	# Projects	Federal Funding	State Funding	Program Income	Local Match	Project Total
402	TR	1	Planned: \$642,019.80			\$160,601.53	\$802,621.33
		1	Actuals: \$637,117.16			\$211,650.24	\$848,767.40

Task: Evaluation						Traffic Records TR - 09		
<i>Organization Name</i> Texas Office of Court Administration			<i>Division</i> TRF-TS		<i>Project Number</i> 2018-TxOCA-G-1YG-0034			
<i>Title / Desc.</i> Statewide eCitation System - Phase 2 - System Development								
<i>This system will help streamline the citation process, using standardized citation data and codes, resulting in more accurate and timely transmission of citations from law enforcement to the courts.</i>								
<i>Strategies Addressed</i> - Improve the integration of traffic records between state agencies and local entities.								
<i>Performance Objectives</i>						<u>Target</u>	<u>Actual</u>	<u>Met?</u>
▪ Conduct User Acceptance Test						1	0	<input type="checkbox"/>
▪ Create Implementation Plan						1	0	<input type="checkbox"/>
▪ Develop Statewide eCitation System						1	0	<input type="checkbox"/>
▪ Establish Data Sharing Agreements for usage of the eCitation system						4	0	<input type="checkbox"/>
<i>Financial Information:</i>								
<i>Fund</i>	<i>Source</i>	<i># Projects</i>		<i>Federal Funding</i>	<i>State Funding</i>	<i>Program Income</i>	<i>Local Match</i>	<i>Project Total</i>
405C	M3DA	1	<i>Planned:</i>	\$2,221,508.00			\$50,735.32	\$2,272,243.32
		1	<i>Actuals:</i>	\$130,309.51			\$23,780.52	\$154,090.03

Task: Program Management						Traffic Records TR - 09		
<i>Organization Name</i> CRIS			<i>Division</i> TRF-TS		<i>Project Number</i> 2018-CRIS-G-1YG-0298			
<i>Title / Desc.</i> TRF-TS Crash Records/Data Analysis Operations								
<i>Support and enhance the statewide data system CRIS (Crash Record Information System) which provides timely and effective data analysis to support allocation of highway safety resources.</i>								
<i>Financial Information:</i>								
<i>Fund</i>	<i>Source</i>	<i># Projects</i>		<i>Federal Funding</i>	<i>State Funding</i>	<i>Program Income</i>	<i>Local Match</i>	<i>Project Total</i>
State	State	1	<i>Planned:</i>		\$2,834,918.00			\$2,834,918.00
		1	<i>Actuals:</i>		\$2,653,868.54			\$2,653,868.54

Task: Training						Traffic Records TR - 09		
<i>Organization Name</i> International Association of Directors of Law Enforcement Standards and Training			<i>Division</i> TRF-TS		<i>Project Number</i> 2018-IADLEST-G-1YG-0205			
<i>Title / Desc.</i> Reducing Crashes, Crime and Social Harm Through Regional DDACTS Training and Technical Assistance								
<i>This project is designed to reduce crashes and social harm through a regional approach using a nationally recognized data-driven model to remove obstacles preventing DDACTS implementation.</i>								
<i>Strategies Addressed</i> - Provide technical and managerial support to local law enforcement agencies and highway safety professionals.								
<i>Financial Information:</i>								
<i>Fund</i>	<i>Source</i>	<i># Projects</i>		<i>Federal Funding</i>	<i>State Funding</i>	<i>Program Income</i>	<i>Local Match</i>	<i>Project Total</i>
405C	M3DA	1	<i>Planned:</i>	\$401,801.63			\$100,571.58	\$502,373.21
		1	<i>Actuals:</i>	\$374,724.84			\$110,588.82	\$485,313.66

FY 2018 Traffic Safety Funds Program Area Expenditure Summary

Traffic Records

TR - 09

Task	# Proj	Total	FEDERAL					MATCH			Fed. 402 to Local	
			402	405B	405C	405D	405F	405E	STATE	INCOME		LOCAL
<i>Enforcement</i>												
<i>Evaluation</i>	<i>Planned:</i>	8	\$8,178,225.42		\$679,919.57	\$5,956,665.32				\$730,218.00		\$811,422.53
	<i>Actual:</i>	8	\$4,841,201.04		\$672,407.94	\$2,761,729.81				\$730,218.00		\$676,845.29
<i>Program Management</i>	<i>Planned:</i>	1	\$2,834,918.00							\$2,834,918.00		
	<i>Actual:</i>	1	\$2,653,868.54							\$2,653,868.54		
<i>Public Information Campaigns</i>												
<i>Training</i>	<i>Planned:</i>	1	\$502,373.21			\$401,801.63						\$100,571.58
	<i>Actual:</i>	1	\$485,313.66			\$374,724.84						\$110,588.82
TOTALS:	<i>Planned:</i>	10	\$11,515,516.63		\$679,919.57	\$6,358,466.95				\$3,565,136.00		\$911,994.11
	<i>Actual:</i>	10	\$7,980,383.24		\$672,407.94	\$3,136,454.65				\$3,384,086.54		\$787,434.11

Driver Education and Behavior DE - 10

Goals

- To increase public knowledge, perception and understanding of driver education and traffic safety for all road users
- To reduce the number of crashes and injuries related to distracted driving.

Strategies

- Conduct and assist local, state and national traffic safety campaigns.
- Conduct public information and education campaigns related to distracted driving.
- Develop and implement public information and education efforts on traffic safety issues.
- Implement and evaluate countermeasures to reduce the incidence of distracted driving.
- Improve the recording of distracted driving as a contributing factor on crash reports.
- Provide assistance to update the drivers' education curriculum and administrative standards.

Project Descriptions

Task: Evaluation	Driver Education and Behavior DE - 10							
Organization Name Texas A&M Transportation Institute	Division TRF-TS					Project Number 2018-TTI-G-1YG-0113		
Title / Desc. Survey to Assess Statewide Mobile Communication Use								
Conduct an observational survey of driver use of mobile communication devices to obtain a statewide use estimate.								
Strategies Addressed - Conduct and assist local, state and national traffic safety campaigns.								
Performance Objectives								
						<u>Target</u>	<u>Actual</u>	<u>Met?</u>
▪ Conduct statewide survey of driver mobile communication device use						1	1	<input checked="" type="checkbox"/>
Financial Information:								
Fund Source	# Projects	Federal Funding	State Funding	Program Income	Local Match	Project Total		
402 DE	1	Planned: \$76,395.26			\$19,111.99	\$95,507.25		
	1	Actuals: \$64,268.10			\$16,111.80	\$80,379.90		

Task: Evaluation	Driver Education and Behavior DE - 10							
Organization Name Texas A&M Transportation Institute	Division TRF-TS					Project Number 2018-TTI-G-1YG-0114		
Title / Desc. Texas Attitude and Awareness of Traffic Safety Programs Survey								
A survey will be undertaken with this grant to measure awareness and attitudes toward traffic safety programs in Texas.								
Strategies Addressed - Conduct and assist local, state and national traffic safety campaigns.								
Performance Objectives								
						<u>Target</u>	<u>Actual</u>	<u>Met?</u>
▪ Conduct survey of Texans in Driver License offices throughout Texas						1	1	<input checked="" type="checkbox"/>
Financial Information:								
Fund Source	# Projects	Federal Funding	State Funding	Program Income	Local Match	Project Total		
402 DE	1	Planned: \$60,735.01			\$15,190.80	\$75,925.81		
	1	Actuals: \$55,939.82			\$13,992.68	\$69,932.50		

Task: Evaluation				Driver Education and Behavior DE - 10				
Organization Name		Division TRF-TS			Project Number			
Texas A&M Transportation Institute					2018-TTI-G-1YG-0116			
Title / Desc. Mobile Communication Device Use in 18 Texas Cities								
Conduct an observational survey of driver use of mobile communication devices to obtain longitudinal rates in 18 Texas cities.								
Strategies Addressed								
<ul style="list-style-type: none"> - Conduct and assist local, state and national traffic safety campaigns. - Implement and evaluate countermeasures to reduce the incidence of distracted driving. 								
Performance Objectives				<u>Target</u>	<u>Actual</u>	<u>Met?</u>		
<ul style="list-style-type: none"> ▪ Conduct city surveys of mobile communication device use 				18	18	<input checked="" type="checkbox"/>		
Financial Information:								
<i>Fund</i>	<i>Source</i>	<i># Projects</i>		<i>Federal Funding</i>	<i>State Funding</i>	<i>Program Income</i>	<i>Local Match</i>	<i>Project Total</i>
402	DE	1	<i>Planned:</i>	\$28,597.03			\$7,163.66	\$35,760.69
		1	<i>Actuals:</i>	\$23,257.95			\$5,919.35	\$29,177.30

Task: Evaluation				Driver Education and Behavior DE - 10				
Organization Name		Division TRF-TS			Project Number			
The Foundation for Safe Driving					2018-TFFSD-G-1YG-0131			
Title / Desc. Driver Education Program Assessment								
To conduct one (1) Driver Education Program Assessment as detailed in "Novice Teen Driver Education and Training Administrative Standards."								
Project Notes								
Proposal Withdrawn.								
Financial Information:								
<i>Fund</i>	<i>Source</i>	<i># Projects</i>		<i>Federal Funding</i>	<i>State Funding</i>	<i>Program Income</i>	<i>Local Match</i>	<i>Project Total</i>
405B	M1*SA	0	<i>Planned:</i>	\$34,994.28			\$12,816.74	\$47,811.02
			<i>Actuals:</i>					

Task: Program Management				Driver Education and Behavior DE - 10				
Organization Name		Division TRF-TS			Project Number			
Beehive Specialty					2018-BeeHive-G-1YG-0305			
Title / Desc. Beehive PI&E Management FY2018								
Beehive Specialty will store and manage TxDOT Traffic Safety Program PI&E inventory for statewide distribution.								
Performance Objectives				<u>Target</u>	<u>Actual</u>	<u>Met?</u>		
<ul style="list-style-type: none"> ▪ Provide Months Of Fulfillment, Storage, & Shipping for Texas Traffic Safety Program 				12	11	<input type="checkbox"/>		
Financial Information:								
<i>Fund</i>	<i>Source</i>	<i># Projects</i>		<i>Federal Funding</i>	<i>State Funding</i>	<i>Program Income</i>	<i>Local Match</i>	<i>Project Total</i>
402	DE	1	<i>Planned:</i>	\$150,000.00				\$150,000.00
		1	<i>Actuals:</i>	\$123,682.32				\$123,682.32

Task: Public Information Campaigns	Driver Education and Behavior DE - 10
---	--

<i>Organization Name</i> Fleishman Hillard	<i>Division</i> TRF-TS	<i>Project Number</i> 2018-FH-SOW-0005
--	------------------------	--

Title / Desc. **Distracted Driving Campaign**

Integrated statewide awareness campaign to reduce distracted driving including paid and earned media, creative, events, celebrity and influencer engagement, partnerships and summit planning.

Strategies Addressed

- Conduct public information and education campaigns related to distracted driving.

Performance Objectives

	<u>Target</u>	<u>Actual</u>	<u>Met?</u>
▪ Conduct integrated campaign delivering distracted driving prevention messages to target audiences	1	1	<input checked="" type="checkbox"/>
▪ Coordinate outreach and public awareness events with AT&T VR experience	19	19	<input checked="" type="checkbox"/>
▪ Develop new or updated creative assets for the paid media campaign	4	4	<input checked="" type="checkbox"/>
▪ Implement paid media buy, including TV, OOH, radio and digital components	1	1	<input checked="" type="checkbox"/>
▪ Plan Distracted Driving Summit on causes and solutions to distracted driving	1	1	<input checked="" type="checkbox"/>
▪ Provide pieces of materials to TxDOT Communications to generate earned media	4	5	<input checked="" type="checkbox"/>
▪ Update toolkit for TSSs to use at distracted driving outreach events in their local communities	1	1	<input checked="" type="checkbox"/>

Financial Information:

<i>Fund</i>	<i>Source</i>	<i>#</i>	<i>Projects</i>	<i>Federal Funding</i>	<i>State Funding</i>	<i>Program Income</i>	<i>Local Match</i>	<i>Project Total</i>
405E	FESX	1	<i>Planned:</i>	\$1,198,315.50			\$1,638,409.00	\$2,836,724.50
		1	<i>Actuals:</i>	\$1,198,280.18			\$6,822,984.10	\$8,021,264.28

Task: Public Information Campaigns	Driver Education and Behavior DE - 10
---	--

<i>Organization Name</i> Hillcrest Baptist Medical Center-Hillcrest	<i>District</i> WAC	<i>Project Number</i> 2018-Hillcres-G-1YG-0044
---	---------------------	--

Title / Desc. **Mature Driver Program**

A traffic safety injury prevention program for adult drivers, focusing on ages 55+, and their family/caregivers. Overarching goal is to assist them in obtaining optimal safety & comfort while driving.

Strategies Addressed

- Concentrate efforts on historically low use populations.
- Increase public information and education campaigns.
- Conduct and assist local, state and national traffic safety campaigns.
- Conduct public information and education campaigns related to distracted driving.
- Develop and implement public information and education efforts on traffic safety issues.

Performance Objectives

	<u>Target</u>	<u>Actual</u>	<u>Met?</u>
▪ Attend Civic, Service, and Social Club Meetings to increase awareness of Mature Driver Program	55	68	☑
▪ Conduct AARP “We Need to Talk” Seminars	4	6	☑
▪ Conduct Observational Surveys	50	54	☑
▪ Conduct Educational Presentations	80	98	☑
▪ Coordinate Traffic Safety Seminars for Adult Drivers	2	2	☑
▪ Coordinate CarFit Event Coordinator Trainings	3	3	☑
▪ Coordinate CarFit Technician Trainings	6	9	☑
▪ Coordinate AARP Smart Driver Safety Courses	12	21	☑
▪ Coordinate CarFit Events	18	42	☑
▪ Distribute Mature Driver Program surveys and to assess Mature Driver Program client satisfaction with Program	1,000	1,189	☑
▪ Distribute Mature Driver Safety Educational Brochures and Materials	25,000	43,654	☑
▪ Participate in Traffic Safety Campaigns, national and/or state	3	3	☑
▪ Participate in Health & Safety Fairs and Community Events to educate and promote Mature Driver Program	80	84	☑

Financial Information:

<i>Fund</i>	<i>Source</i>	<i>#</i>	<i>Projects</i>		<i>Federal Funding</i>	<i>State Funding</i>	<i>Program Income</i>	<i>Local Match</i>	<i>Project Total</i>
402	DE	1	<i>Planned:</i>		\$262,635.05			\$125,234.02	\$387,869.07
		1	<i>Actuals:</i>		\$260,502.54			\$170,845.34	\$431,347.88

Task: Public Information Campaigns	Driver Education and Behavior DE - 10
---	--

Organization Name Injury Prevention Center of Greater Dallas	District DAL	Project Number 2018-IPCOGD-G-1YG-0194
--	--------------	---

Title / Desc. **North Texas Distracted Driving Prevention Program**

A project aimed at decreasing distracted driving, with a focus on individuals 15-24 years of age in Dallas County.

Strategies Addressed

- Develop and implement public information and education efforts on traffic safety issues.
- Implement and evaluate countermeasures to reduce the incidence of distracted driving.

Performance Objectives

	<u>Target</u>	<u>Actual</u>	<u>Met?</u>
▪ Administer validated surveys with questions about distracted driving behaviors to teens and parents of teens	825	1,401	<input checked="" type="checkbox"/>
▪ Analyze parent and teen evaluation measurement surveys	825	1,441	<input checked="" type="checkbox"/>
▪ Develop a final project report and share results with community stakeholders	1	1	<input checked="" type="checkbox"/>
▪ Distribute “booster” materials on distracted driving information to teenage drivers and parents of teen drivers	1,500	2,484	<input checked="" type="checkbox"/>
▪ Obtain Signed letters of commitment from organizations or schools that will participate in the project	3	3	<input checked="" type="checkbox"/>
▪ Train teenage drivers, parents of teenage drivers, and young adult drivers in safe driving	500	1,492	<input checked="" type="checkbox"/>

Financial Information:

Fund	Source	# Projects		Federal Funding	State Funding	Program Income	Local Match	Project Total
402	DE	1	Planned:	\$50,357.42			\$27,634.52	\$77,991.94
		1	Actuals:	\$45,774.54			\$59,040.32	\$104,814.86

Task: Public Information Campaigns **Driver Education and Behavior DE - 10**

Organization Name **Memorial Hermann Hospital** District HOU Project Number **2018-MHH-G-1YG-0060**

Title / Desc. **Live Your DREAMS (Distraction REduction Among Motivated Students)**

DREAMS program aims to reduce impaired and distracted driving among teens in the Houston District utilizing a multi-tiered approach of community, classroom and hospital-based education and training.

Strategies Addressed

- Improve education programs on alcohol and driving for youth.
- Increase public education and information, concentrating on youth age 5-13 and 14-20, including parent education on drinking and driving.
- Conduct and assist local, state and national traffic safety campaigns.
- Conduct public information and education campaigns related to distracted driving.
- Develop and implement public information and education efforts on traffic safety issues.
- Implement and evaluate countermeasures to reduce the incidence of distracted driving.

Performance Objectives

	<u>Target</u>	<u>Actual</u>	<u>Met?</u>
▪ Attend Coalition or Task Force Meetings	7	24	<input checked="" type="checkbox"/>
▪ Conduct Outreach Education Sessions	10	11	<input checked="" type="checkbox"/>
▪ Develop Live Your DREAMS Curricula	1	1	<input checked="" type="checkbox"/>
▪ Evaluate DREAMS Program	1	1	<input checked="" type="checkbox"/>
▪ Implement Hospital-based prevention programs	6	1	<input type="checkbox"/>
▪ Implement Awareness Events	10	10	<input checked="" type="checkbox"/>
▪ Maintain Live Your DREAMS Website	1	1	<input checked="" type="checkbox"/>
▪ Produce Live Your DREAMS Toolkit	1	1	<input checked="" type="checkbox"/>
▪ Revise Live Your DREAMS Curricula	1	1	<input checked="" type="checkbox"/>
▪ Utilize Volunteers	86	56	<input type="checkbox"/>

Financial Information:

Fund Source	# Projects	Federal Funding	State Funding	Program Income	Local Match	Project Total
402 DE	1	Planned: \$76,383.62			\$52,732.22	\$129,115.84
	1	Actuals: \$68,370.76			\$59,275.80	\$127,646.56

Task: Public Information Campaigns **Driver Education and Behavior DE - 10**

Organization Name **Motivational Media Assemblies** Division TRF-TS Project Number **2018-MMA-G-1YG-0283**

Title / Desc. **Texas Teens Taking Charge**

All-School Assemblies and Leadership Training for 60 high schools, in partnership with the Texas Association of Student Councils, to promote the building of higher involvement for driving safety.

Project Notes

Proposal Withdrawn.

Financial Information:

Fund Source	# Projects	Federal Funding	State Funding	Program Income	Local Match	Project Total
405B M1*SA	0	Planned: \$50,000.00			\$21,428.00	\$71,428.00
		Actuals:				

Task: Public Information Campaigns	Driver Education and Behavior DE - 10
---	--

<i>Organization Name</i> National Safety Council	<i>Division</i> TRF-TS	<i>Project Number</i> 2018-NSC-G-1YG-0209
--	------------------------	---

Title / Desc. **Alive at 25**

Alive at 25® helps young adults under the age of 25 take greater responsibility for their driving by focusing on behavior, judgment & decision making. Provides the tools for making positive choices.

Strategies Addressed

- Improve education programs on alcohol and driving for youth.
- Increase intervention efforts.
- Develop and implement public information and education efforts on traffic safety issues.

Performance Objectives

	<u>Target</u>	<u>Actual</u>	<u>Met?</u>
▪ Create webpage for Alive at 25 outreach with employers	1	1	<input checked="" type="checkbox"/>
▪ Create assessments, pre and post, to be used with youth @ Alive at 25 Course	2	2	<input checked="" type="checkbox"/>
▪ Develop flyer about the Alive at 25 program for employers	1	1	<input checked="" type="checkbox"/>
▪ Educate youth through the Alive at 25 program	250	251	<input checked="" type="checkbox"/>
▪ Enroll youth in the Alive at 25 Course through an electronic/on-line system	250	294	<input checked="" type="checkbox"/>
▪ Identify (employer &/or TxDOT) facilities across the state to provide the Alive at 25 Course at	10	12	<input checked="" type="checkbox"/>
▪ Purchase sets of Alive at 25 course materials for youth participants	300	900	<input checked="" type="checkbox"/>

Financial Information:

<i>Fund</i>	<i>Source</i>	<i># Projects</i>		<i>Federal Funding</i>	<i>State Funding</i>	<i>Program Income</i>	<i>Local Match</i>	<i>Project Total</i>
402	DE	1	<i>Planned:</i>	\$106,128.55			\$55,186.40	\$161,314.95
		1	<i>Actuals:</i>	\$61,398.60			\$33,416.03	\$94,814.63

Task: Public Information Campaigns	Driver Education and Behavior DE - 10
---	--

Organization Name Texas A&M Transportation Institute	Division TRF-TS	Project Number 2018-TTI-G-1YG-0074
--	-----------------	--

Title / Desc. **Peer-to-Peer Traffic Safety Program for Youth in Texas (Teens in the Driver Seat, etc.)**

Deploy peer-to-peer traffic safety programming & deliver distracted driving assemblies at junior high/middle schools, high schools & colleges in Texas.

Strategies Addressed

- Conduct and assist local, state and national traffic safety campaigns.
- Conduct public information and education campaigns related to distracted driving.
- Develop and implement public information and education efforts on traffic safety issues.
- Implement and evaluate countermeasures to reduce the incidence of distracted driving.

Performance Objectives

	<u>Target</u>	<u>Actual</u>	<u>Met?</u>
▪ Achieve or less average wireless device use by teen drivers at TDS Program schools	10 %	9 %	<input type="checkbox"/>
▪ Achieve or greater seat belt use rate by teen drivers at TDS Program schools	90 %	91 %	<input checked="" type="checkbox"/>
▪ Administer risk awareness and self-reported driving behavior surveys at TDS Program schools	15	34	<input checked="" type="checkbox"/>
▪ Conduct leadership camp for the Teen Advisory Board	1	1	<input checked="" type="checkbox"/>
▪ Conduct statewide contest for youth to generate target audience material for the program	1	1	<input checked="" type="checkbox"/>
▪ Conduct statewide teen driving safety summit	1	1	<input checked="" type="checkbox"/>
▪ Conduct Zero Crazy (CRZY) outreach initiatives	2	2	<input checked="" type="checkbox"/>
▪ Conduct distracted driving assemblies, delivered by Tyson Dever, for schools/campuses in Texas	35	32	<input type="checkbox"/>
▪ Coordinate meetings of the TDS Teen Advisory Board	3	3	<input checked="" type="checkbox"/>
▪ Implement parent resource kit designed for delivery by junior high students	1	1	<input checked="" type="checkbox"/>
▪ Implement smartphone app that deters distracted driving among youth	1	1	<input checked="" type="checkbox"/>
▪ Maintain social media presences (for both TDS & UDS) and continue to increase outreach on all platforms	2	2	<input checked="" type="checkbox"/>
▪ Provide resource kits to college campus student teams in Texas	20	22	<input checked="" type="checkbox"/>
▪ Provide resource kits to junior high school student teams in Texas	50	55	<input checked="" type="checkbox"/>
▪ Provide resource kits and related technical support to high school student teams in Texas	150	155	<input checked="" type="checkbox"/>
▪ Revise set of resources that aid teen driving safety around large commercial trucks (CMVs)	1	2	<input checked="" type="checkbox"/>

Financial Information:

Fund	Source	# Projects		Federal Funding	State Funding	Program Income	Local Match	Project Total
402	DE	1	Planned:	\$750,205.80			\$250,161.69	\$1,000,367.49
		1	Actuals:	\$701,537.83			\$536,522.07	\$1,238,059.90

Task: Public Information Campaigns	Driver Education and Behavior DE - 10
---	--

Organization Name Texas Association, Family, Career and Community	Division TRF-TS	Project Number 2018-TAFCC-G-1YG-0210
---	-----------------	--

Title / Desc. **Texas Family, Career, and Community Leaders of America (FCCLA) Members Traffic Safety Campaigns**

The Texas FCCLA members will conduct public information and education traffic safety campaigns including impaired driving, occupant protection, motorist safety awareness or distracted driving.

Strategies Addressed

- Improve anti-DWI public information and education campaigns including appropriate bilingual campaigns.
- Improve education programs on alcohol and driving for youth.
- Increase public education and information, concentrating on youth age 5-13 and 14-20, including parent education on drinking and driving.
- Increase public information and education campaigns.
- Develop and implement public information and education efforts on traffic safety issues.

Performance Objectives

	<u>Target</u>	<u>Actual</u>	<u>Met?</u>
▪ Conduct Evaluations of the Traffic Safety Campaigns at FCCLA Regions and State Meetings	6	5	<input type="checkbox"/>
▪ Evaluate Traffic Safety Campaigns including alcohol, occupant protection, or distracted driving	15	14	<input type="checkbox"/>

Financial Information:

Fund	Source	# Projects		Federal Funding	State Funding	Program Income	Local Match	Project Total
402	DE	1	<i>Planned:</i>	\$16,206.00			\$6,540.61	\$22,746.61
		1	<i>Actuals:</i>	\$12,304.85			\$6,549.75	\$18,854.60

Task: Public Information Campaigns	Driver Education and Behavior DE - 10
---	--

<i>Organization Name</i> Texas Municipal Courts Education Center	<i>Division</i> TRF-TS	<i>Project Number</i> 2018-TMCEC-G-1YG-0162
--	------------------------	---

Title / Desc. *Driving on the Right Side of the Road*

Project trains educators to integrate traffic safety into K-12 curricula, provides public outreach in traffic safety, and provides judicial education in traffic safety for municipal judges and staff.

Strategies Addressed

- Educate the public and stakeholders on the use of interlock devices and other alcohol monitoring technologies for DWI offenders.
- Improve adjudication and processing of DWI cases through improved training for judges, administrative license revocation judges, prosecutors, and probation officers.
- Improve anti-DWI public information and education campaigns including appropriate bilingual campaigns.
- Improve education programs on alcohol and driving for youth.
- Increase public education and information, concentrating on youth age 5-13 and 14-20, including parent education on drinking and driving.
- Concentrate efforts on historically low use populations.
- Increase intervention efforts by healthcare professionals, teachers, and all safety advocates.
- Sustain high visibility enforcement of occupant protection laws
- Improve public information and education on motorcycle safety, including the value of wearing a helmet.
- Improve public information and education on the value of not operating a motorcycle while under the influence of alcohol and/or other drugs.
- Increase public information and education efforts on pedestrian and bicyclist safety.
- Increase public education and information on railroad/highway crossing safety.
- Conduct and assist local, state and national traffic safety campaigns.
- Conduct public information and education campaigns related to distracted driving.
- Develop and implement public information and education efforts on traffic safety issues.
- Implement and evaluate countermeasures to reduce the incidence of distracted driving.
- Provide public information and education campaigns to promote safe motor vehicle operations around school buses.
- Increase public information and education concerning speed-related issues.

Performance Objectives

	<u>Target</u>	<u>Actual</u>	<u>Met?</u>
▪ Conduct 3 day educator traffic safety workshop teaching traffic safety law and enforcement	1	1	☑
▪ Develop classroom resource for teaching traffic safety in the classroom by	1	5	☑
▪ Distribute packets of DRSR materials to community groups (e.g., Scouts, Law Enforcement Outreach)	25	65	☑
▪ Produce newsletter pages for municipal judges and court personnel on DRSR and traffic safety	6	20	☑
▪ Provide DRSR session or exhibit at the Law-Related Education (LRE) Statewide Conference	1	1	☑
▪ Provide DRSR exhibits for schools, courts, and community groups	24	46	☑
▪ Revise units of the DRSR curriculum or other DRSR resources/materials	4	4	☑
▪ Train lawyers, municipal judges, and court personnel on traffic safety outreach and DRSR resources	300	745	☑
▪ Train municipal judges and court personnel at TMCEC conferences and webinars on traffic safety issues	500	2,470	☑
▪ Train teachers on the DRSR project and its available materials through workshops and webinars	1,000	2,083	☑

Financial Information:

<i>Fund</i>	<i>Source</i>	<i># Projects</i>		<i>Federal Funding</i>	<i>State Funding</i>	<i>Program Income</i>	<i>Local Match</i>	<i>Project Total</i>
402	DE	1	<i>Planned:</i>	\$307,295.37			\$106,072.00	\$413,367.37
		1	<i>Actuals:</i>	\$307,295.37			\$113,181.16	\$420,476.53

Task: Public Information Campaigns	Driver Education and Behavior DE - 10
---	--

Organization Name **Texas Tech University - Lubbock** District LBB Project Number **2018-TxTechLB-G-1YG-0249**

Title / Desc. **Addressing the Parental Role in Traffic Safety Education for Rural Teen Drivers**

This is the fourth phase of a project that will enhance rural teen driver education and will demonstrate how parents can promote traffic safety.

Strategies Addressed

- Conduct and assist local, state and national traffic safety campaigns.
- Conduct public information and education campaigns related to distracted driving.
- Develop and implement public information and education efforts on traffic safety issues.

Performance Objectives

	<u>Target</u>	<u>Actual</u>	<u>Met?</u>
▪ Develop web-report regarding findings	1	1	<input checked="" type="checkbox"/>
▪ Develop parental advocacy groups	4	4	<input checked="" type="checkbox"/>
▪ Develop training workshops for parents and guardians	4	4	<input checked="" type="checkbox"/>
▪ Revise teenage driver education program	1	2	<input checked="" type="checkbox"/>
▪ Train parents or guardians	100	98	<input type="checkbox"/>

Financial Information:

Fund Source	# Projects		Federal Funding	State Funding	Program Income	Local Match	Project Total
402 DE	1	Planned:	\$158,702.00			\$55,850.42	\$214,552.42
	1	Actuals:	\$124,160.04			\$53,767.20	\$177,927.24

Task: Public Information Campaigns	Driver Education and Behavior DE - 10
---	--

Organization Name **The Foundation for Safe Driving** Division TRF-TS Project Number **2018-TFFSD-G-1YG-0276**

Title / Desc. **How to Safely Interact with Law Enforcement During a Traffic Stop**

Lesson for driver education programs teaching "How to Safely Interact with Law Enforcement During a Traffic Stop."

Project Notes

Proposal Withdrawn.

Financial Information:

Fund Source	# Projects		Federal Funding	State Funding	Program Income	Local Match	Project Total
405B M1*SA	0	Planned:	\$15,545.80			\$5,559.93	\$21,105.73
		Actuals:					

Task: Training	Driver Education and Behavior DE - 10
-----------------------	--

<i>Organization Name</i> Education Service Center, Region VI	<i>Division</i> TRF-TS	<i>Project Number</i> 2018-ESCVI-G-1YG-0168
--	------------------------	---

Title / Desc. **Texas Traffic SAFETY Education Staff Improvement Program. Safety Alliance For Education Texas Youth**
 Program will provide 9 Teen Driver Education staff development workshops to 300 instructors. Training will be presented by instructor trainers using a variety of current topics & marketed statewide.

Strategies Addressed

- Develop and implement public information and education efforts on traffic safety issues.

Performance Objectives

	<u>Target</u>	<u>Actual</u>	<u>Met?</u>
▪ Analyze Pre and post assessments to determine program effectiveness	300	400	<input checked="" type="checkbox"/>
▪ Conduct Continuing Education Workshops for 300 Driver Education Instructors	9	9	<input checked="" type="checkbox"/>
▪ Develop Training Manual for Driver Education Instructor Continuing Education and Train the Trainers	1	1	<input checked="" type="checkbox"/>

Financial Information:

<i>Fund</i>	<i>Source</i>	<i># Projects</i>		<i>Federal Funding</i>	<i>State Funding</i>	<i>Program Income</i>	<i>Local Match</i>	<i>Project Total</i>
402	DE	1	<i>Planned:</i>	\$95,680.53			\$37,267.00	\$132,947.53
		1	<i>Actuals:</i>	\$90,692.67			\$47,739.51	\$138,432.18

Task: Training	Driver Education and Behavior DE - 10
-----------------------	--

<i>Organization Name</i> National Safety Council	<i>Division</i> TRF-TS	<i>Project Number</i> 2018-NSC-G-1YG-0208
--	------------------------	---

Title / Desc. Texas Employer Traffic Safety: Our Driving Concern

Continued & expanded traffic safety outreach to Texas employers encouraging the use of best practice programs that promote safe driving behaviors among employees & their families.

Strategies Addressed

- Educate the public and stakeholders on the use of interlock devices and other alcohol monitoring technologies for DWI offenders.
- Improve and increase training for law enforcement officers.
- Improve anti-DWI public information and education campaigns including appropriate bilingual campaigns.
- Improve education programs on alcohol and driving for youth.
- Increase and sustain high visibility enforcement of DWI laws.
- Increase enforcement of driving under the influence by minors laws.
- Increase intervention efforts.
- Concentrate efforts on historically low use populations.
- Increase occupant protection education, training, and awareness of safety belt issues for law enforcement, judges and prosecutors.
- Increase public information and education campaigns.
- Improve public information and education on motorcycle safety, including the value of wearing a helmet.
- Improve public information and education on the value of not operating a motorcycle while under the influence of alcohol and/or other drugs.
- Increase public information and education efforts on pedestrian and bicyclist safety.
- Increase public education and information campaigns regarding enforcement activities.
- Increase public information and education on sharing the road with commercial motor vehicles (CMV)
- Increase public education and information on railroad/highway crossing safety.
- Increase public education and information on roadway safety.
- Provide training on roadway safety issues.
- Conduct and assist local, state and national traffic safety campaigns.
- Conduct public information and education campaigns related to distracted driving.
- Develop and implement public information and education efforts on traffic safety issues.
- Provide assistance to update the drivers' education curriculum and administrative standards.
- Support the establishment and growth Safe Communities Coalitions.
- Provide public information and education campaigns to promote safe motor vehicle operations around school buses.
- Provide safe school bus operation training for school bus drivers.
- Increase public information and education concerning speed-related issues.

Performance Objectives

	<u>Target</u>	<u>Actual</u>	<u>Met?</u>
▪ Conduct Texas Employer Traffic Safety: Our Driving Concern Advisory Meetings	2	2	☑
▪ Conduct Professional Development Webcasts for Texas employers, Safety Managers/Supervisors & others	4	11	☑
▪ Coordinate Texas Employer Traffic Safety Awards Program	1	1	☑
▪ Develop ODC Toilet Tabloids traffic safety pages for Texas employers	12	14	☑
▪ Distribute Tailgate Talks & Our Driving Concern Newsletters to TX employers, safety managers, & others	30,000	145,380	☑
▪ Maintain Consecutive months of establishing and supporting traffic safety outreach with Texas employers	12	12	☑
▪ Participate in exhibits with Traffic Safety outreach for Texas employers	20	56	☑
▪ Revise Traffic Safety training & traffic safety materials for employers	1	1	☑
▪ Support employees with traffic safety resources	400	532	☑
▪ Train Employees on traffic safety through Train the Training & other educational opportunities	400	715	☑

TEXAS HIGHWAY SAFETY ANNUAL REPORT FOR FISCAL YEAR 2018

Financial Information:

<i>Fund</i>	<i>Source</i>	<i># Projects</i>		<i>Federal Funding</i>	<i>State Funding</i>	<i>Program Income</i>	<i>Local Match</i>	<i>Project Total</i>
402	DE	1	<i>Planned:</i>	\$437,817.16			\$128,690.08	\$566,507.24
		1	<i>Actuals:</i>	\$351,247.43			\$136,779.76	\$488,027.19

**FY 2018 Traffic Safety Funds
Program Area Expenditure Summary**

Driver Education and Behavior

DE - 10

Task	# Proj	Total	FEDERAL					MATCH			Fed. 402 to Local	
			402	405B	405C	405D	405F	405E	STATE	INCOME		LOCAL
<i>Enforcement</i>												
<i>Evaluation</i>	<i>Planned:</i>	3	\$255,004.77	\$165,727.30	\$34,994.28							\$54,283.19
	<i>Actual:</i>	3	\$179,489.70	\$143,465.87								\$36,023.83
<i>Program Management</i>	<i>Planned:</i>	1	\$150,000.00	\$150,000.00								
	<i>Actual:</i>	1	\$123,682.32	\$123,682.32								
<i>Public Information Campaigns</i>	<i>Planned:</i>	9	\$5,336,583.92	\$1,727,913.81	\$65,545.80			\$1,198,315.50			\$2,344,808.81	\$1,463,083.26
	<i>Actual:</i>	9	\$10,635,206.48	\$1,581,344.53				\$1,198,280.18			\$7,855,581.77	\$1,395,785.89
<i>Training</i>	<i>Planned:</i>	2	\$699,454.77	\$533,497.69							\$165,957.08	\$533,497.69
	<i>Actual:</i>	2	\$626,459.37	\$441,940.10							\$184,519.27	\$441,940.10
TOTALS:	<i>Planned:</i>	15	\$6,441,043.46	\$2,577,138.80	\$100,540.08			\$1,198,315.50			\$2,565,049.08	\$1,996,580.95
	<i>Actual:</i>	15	\$11,564,837.87	\$2,290,432.82				\$1,198,280.18			\$8,076,124.87	\$1,837,725.99

Railroad / Highway Crossing

RH - 11

Goals

- To reduce KAB crashes at railroad/highway crossings

Strategies

- Increase education of law enforcement concerning laws governing railroad/highway crossings.
- Increase public education and information on railroad/highway crossing safety.

Project Descriptions

Task: Training		Railroad / Highway Crossing RH - 11			
Organization Name	Division	TRF-TS	Project Number		
Texas Operation Lifesaver			2018-TxOpLife-G-1YG-0128		
Title / Desc. Highway-Railroad Safety Awareness					
Provide highway-railroad crossing safety training to Law Enforcement personnel and rail safety education presentations to the public. Administer the statewide rail safety program.					
Strategies Addressed					
- Increase education of law enforcement concerning laws governing railroad/highway crossings.					
- Increase public education and information on railroad/highway crossing safety.					
Performance Objectives					
		<u>Target</u>	<u>Actual</u>	<u>Met?</u>	
Attend Coalition meetings, general meetings, and meetings with general public representing TXOL		12	14	<input checked="" type="checkbox"/>	
Complete This Objective should be deleted		0	0	<input checked="" type="checkbox"/>	
Conduct Rail Safety Awareness Training classes for Law Enforcement		4	4	<input checked="" type="checkbox"/>	
Conduct Rail safety presentations to the public		500	550	<input checked="" type="checkbox"/>	
Manage Operation Lifesaver Authorized Volunteer (OLAV) incentive program		1	1	<input checked="" type="checkbox"/>	
Manage Statewide group of volunteer presenters		1	1	<input checked="" type="checkbox"/>	
Manage Requests from media and the general public for information on rail safety		350	2,037	<input checked="" type="checkbox"/>	
Participate in Information/Safety booths at health fairs, conferences, etc		10	53	<input checked="" type="checkbox"/>	
Produce Budget reports for Board approval		4	4	<input checked="" type="checkbox"/>	
Financial Information:					
<i>Fund Source # Projects</i>	<i>Federal Funding</i>	<i>State Funding</i>	<i>Program Income</i>	<i>Local Match</i>	<i>Project Total</i>
402 RH 1 <i>Planned:</i>	\$79,573.22			\$43,234.50	\$122,807.72
1 <i>Actuals:</i>	\$66,143.21			\$40,520.82	\$106,664.03

**FY 2018 Traffic Safety Funds
Program Area Expenditure Summary**

Railroad / Highway Crossing

RH - 11

Task	# Proj	Total	FEDERAL						MATCH			Fed. 402 to Local	
			402	405B	405C	405D	405F	405E	STATE	INCOME	LOCAL		
<i>Enforcement</i>													
<i>Evaluation</i>													
<i>Program Management</i>													
<i>Public Information Campaigns</i>													
<i>Training</i>	<i>Planned:</i>	1	\$122,807.72	\$79,573.22								\$43,234.50	\$79,573.22
	<i>Actual:</i>	1	\$106,664.03	\$66,143.21								\$40,520.82	\$66,143.21
TOTALS:	<i>Planned:</i>	1	\$122,807.72	\$79,573.22								\$43,234.50	\$79,573.22
	<i>Actual:</i>	1	\$106,664.03	\$66,143.21								\$40,520.82	\$66,143.21

Roadway Safety

RS - 12

Goals

- To increase knowledge of roadway safety and current technologies among people involved in engineering, construction, and maintenance areas at both the state and local level
- To reduce the number of traffic crashes, injuries, and fatalities in work zones.

Strategies

- Improve highway design and engineering through training.
- Increase public education and information on roadway safety.
- Provide traffic safety problem identification to local jurisdictions.
- Provide training on roadway safety issues.

Project Descriptions

Task: Public Information Campaigns	Roadway Safety RS - 12
---	-------------------------------

<i>Organization Name</i> Guerra Deberry Coody	<i>Division</i> TRF-TS	<i>Project Number</i> 2018-GDC-SOW-0001
---	------------------------	---

Title / Desc. **Be Safe. Drive Smart.**

Educate and encourage general year-round safe driving in the state; safe driving in sections of the state most impacted by energy sector growth; and safe driving along the I-35 corridor.

Strategies Addressed

- Increase public information and education efforts on pedestrian and bicyclist safety.
- Increase public education and information on roadway safety.
- Provide training on roadway safety issues.
- Conduct and assist local, state and national traffic safety campaigns.
- Develop and implement public information and education efforts on traffic safety issues.
- Increase public information and education concerning speed-related issues.

Performance Objectives

	<u>Target</u>	<u>Actual</u>	<u>Met?</u>
▪ Conduct Integrated Campaign Flights	6	15	<input checked="" type="checkbox"/>
▪ Coordinate Media and Grassroots Community Events	21	73	<input checked="" type="checkbox"/>
▪ Create Promotional Item	1	0	<input type="checkbox"/>
▪ Develop News Releases and Media Advisory	21	74	<input checked="" type="checkbox"/>
▪ Establish Public and Private Partnerships	10	37	<input checked="" type="checkbox"/>
▪ Produce Billboards	3	9	<input checked="" type="checkbox"/>
▪ Produce Desktop and Mobile Digital Ads	4	10	<input checked="" type="checkbox"/>

Financial Information:

<i>Fund Source</i>	<i># Projects</i>	<i>Federal Funding</i>	<i>State Funding</i>	<i>Program Income</i>	<i>Local Match</i>	<i>Project Total</i>
State State	1	<i>Planned:</i>	\$2,498,900.00		\$2,498,900.00	\$4,997,800.00
	1	<i>Actuals:</i>	\$2,465,516.26		\$2,930,396.60	\$5,395,912.86

Task: Training	Roadway Safety RS - 12
-----------------------	-------------------------------

Organization Name **The University of Texas at Arlington** Division TRF-TS Project Number **2018-UTatArli-G-1YG-0250**

Title / Desc. FY2018 Traffic Safety Training Program

UTA proposes to help reduce traffic crashes, injuries and fatalities in work zones by providing municipal and county employees training to increase knowledge of roadway safety problems and solutions.

Strategies Addressed

- Improve highway design and engineering through training.
- Increase public education and information on roadway safety.
- Provide traffic safety problem identification to local jurisdictions.

Performance Objectives

	<u>Target</u>	<u>Actual</u>	<u>Met?</u>
▪ Conduct classes for Texas city and county workers on work zone traffic control and safety	120	144	<input checked="" type="checkbox"/>
▪ Train Texas city and county workers on work zone traffic control and safety	2,419	2,489	<input checked="" type="checkbox"/>

Financial Information:

Fund Source	# Projects	Federal Funding	State Funding	Program Income	Local Match	Project Total
402 RS	1	<i>Planned:</i> \$459,466.84			\$119,519.25	\$578,986.09
	1	<i>Actuals:</i> \$459,465.33			\$120,959.79	\$580,425.12

FY 2018 Traffic Safety Funds Program Area Expenditure Summary

Roadway Safety

RS - 12

Task	# Proj	Total	FEDERAL					MATCH			Fed. 402 to Local		
			402	405B	405C	405D	405F	405E	STATE	INCOME		LOCAL	
<i>Enforcement</i>													
<i>Evaluation</i>													
<i>Program Management</i>													
<i>Public Information Campaigns</i>	<i>Planned:</i>	1	\$4,997,800.00							\$2,498,900.00		\$2,498,900.00	
	<i>Actual:</i>	1	\$5,395,912.86							\$2,465,516.26		\$2,930,396.60	
<i>Training</i>	<i>Planned:</i>	1	\$578,986.09	\$459,466.84								\$119,519.25	\$459,466.84
	<i>Actual:</i>	1	\$580,425.12	\$459,465.33								\$120,959.79	\$459,465.33
TOTALS:	<i>Planned:</i>	2	\$5,576,786.09	\$459,466.84						\$2,498,900.00		\$2,618,419.25	\$459,466.84
	<i>Actual:</i>	2	\$5,976,337.98	\$459,465.33						\$2,465,516.26		\$3,051,356.39	\$459,465.33

Safe Communities

SA - 13

Goals

- To establish integrated community traffic safety programs to prevent traffic-related fatalities and injuries

Strategies

- *Support statewide the Texas Safe Community efforts by providing education, training, and coordination on how to initiate and conduct community based traffic safety programs and how communities can become designated as a Texas Safe community Coalition.*
- *Support the establishment and growth Safe Communities Coalitions.*

Project Descriptions

Task: Public Information Campaigns	Safe Communities SA - 13
---	---------------------------------

Organization Name Texas A&M Agrilife Extension Service	District BRY	Project Number 2018-Texas Ag-G-1YG-0141
--	--------------	---

Title / Desc. Brazos Valley Injury Prevention Coalition

A Safe Communities coalition to implement and support health initiatives designed to reduce traffic-related injuries and fatalities in the TxDOT Bryan District.

Strategies Addressed

- Improve anti-DWI public information and education campaigns including appropriate bilingual campaigns.
- Improve education programs on alcohol and driving for youth.
- Increase intervention efforts.
- Increase public education and information, concentrating on youth age 5-13 and 14-20, including parent education on drinking and driving.
- Concentrate efforts on historically low use populations.
- Increase public information and education campaigns.
- Improve public information and education on motorcycle safety, including the value of wearing a helmet.
- Improve public information and education on the value of not operating a motorcycle while under the influence of alcohol and/or other drugs.
- Increase public information and education efforts on pedestrian and bicyclist safety.
- Conduct and assist local, state and national traffic safety campaigns.
- Conduct public information and education campaigns related to distracted driving.
- Develop and implement public information and education efforts on traffic safety issues.
- Implement and evaluate countermeasures to reduce the incidence of distracted driving.
- Support the establishment and growth Safe Communities Coalitions.

Performance Objectives

	<u>Target</u>	<u>Actual</u>	<u>Met?</u>
▪ Conduct CarFit events to help mature drivers find their safest fit in their vehicle.	4	6	☑
▪ Conduct bimonthly meetings of the Brazos Valley Injury Prevention Coalition	6	6	☑
▪ Conduct programs on the importance of restraint use focusing on youth, teens and pickup truck drivers	8	20	☑
▪ Conduct Reality Education for Drivers (RED) Programs	8	9	☑
▪ Distribute public information and educational (PI&E) materials to support grant objectives	20,000	41,261	☑
▪ Participate in programs on safety education to raise awareness on the safety of vulnerable road users	6	9	☑
▪ Participate in programs on the dangers of distracted driving with an emphasis on texting	14	16	☑
▪ Participate in programs to raise awareness of the dangers of impaired driving	20	26	☑
▪ Provide counties with Please Be Seated educational materials to raise awareness on child passenger safety	10	10	☑

Financial Information:

Fund	Source	# Projects		Federal Funding	State Funding	Program Income	Local Match	Project Total
402	SA	1	<i>Planned:</i>	\$181,315.84			\$65,000.00	\$246,315.84
		1	<i>Actuals:</i>	\$178,418.26			\$161,499.55	\$339,917.81

FY 2018 Traffic Safety Funds Program Area Expenditure Summary

Safe Communities

SA - 13

Task	# Proj	Total	FEDERAL					MATCH			Fed. 402 to Local	
			402	405B	405C	405D	405F	405E	STATE	INCOME		LOCAL
<i>Enforcement</i>												
<i>Evaluation</i>												
<i>Program Management</i>												
<i>Public Information Campaigns</i>	<i>Planned:</i>	1	\$246,315.84	\$181,315.84							\$65,000.00	\$181,315.84
	<i>Actual:</i>	1	\$339,917.81	\$178,418.26							\$161,499.55	\$178,418.26
<i>Training</i>												
TOTALS:	<i>Planned:</i>	1	\$246,315.84	\$181,315.84							\$65,000.00	\$181,315.84
	<i>Actual:</i>	1	\$339,917.81	\$178,418.26							\$161,499.55	\$178,418.26

School Bus **SB - 14**

Goals

- To reduce School bus-related crashes, injuries and fatalities

Strategies

- Provide public information and education campaigns to promote safe motor vehicle operations around school buses.
- Provide safe school bus operation training for school bus drivers.

Project Descriptions

<i>Task: Training</i>		<i>School Bus SB - 14</i>				
<i>Organization Name</i>		<i>Division</i> TRF-TS		<i>Project Number</i>		
Education Service Center, Region VI				2018-ESCVI-G-1YG-0165		
<i>Title / Desc. School Bus Safety Training 101 Program</i>						
<i>This program is designed to identify and implement several school bus safety units that will be utilized in training sessions to educate school bus transportation personnel and students.</i>						
<i>Strategies Addressed</i>						
- Provide safe school bus operation training for school bus drivers.						
<i>Performance Objectives</i>						
		<u>Target</u>	<u>Actual</u>	<u>Met?</u>		
▪ Analyze participant evaluations to determine overall effectiveness of the Bus Safety Training 101 Program		500	1,879	<input checked="" type="checkbox"/>		
▪ Identify sets of content material to be utilized in the Bus Safety Training 101 Program		2	3	<input checked="" type="checkbox"/>		
▪ Teach School Bus Transportation personnel in the Bus Safety Training 101 Program		400	662	<input checked="" type="checkbox"/>		
▪ Teach PreK-5th grade students in Bus Safety Training 101 Program		700	2,413	<input checked="" type="checkbox"/>		
<i>Financial Information:</i>						
<i>Fund Source</i>	<i># Projects</i>	<i>Federal Funding</i>	<i>State Funding</i>	<i>Program Income</i>	<i>Local Match</i>	<i>Project Total</i>
402 SB	1	<i>Planned:</i> \$109,544.61			\$41,310.00	\$150,854.61
	1	<i>Actuals:</i> \$107,464.12			\$93,082.00	\$200,546.12

**FY 2018 Traffic Safety Funds
Program Area Expenditure Summary**

School Bus

SB - 14

Task	# Proj	Total	FEDERAL					MATCH			Fed. 402 to Local	
			402	405B	405C	405D	405F	405E	STATE	INCOME		LOCAL
<i>Enforcement</i>												
<i>Evaluation</i>												
<i>Program Management</i>												
<i>Public Information Campaigns</i>												
<i>Training</i>	<i>Planned:</i>	1	\$150,854.61	\$109,544.61							\$41,310.00	\$109,544.61
	<i>Actual:</i>	1	\$200,546.12	\$107,464.12							\$93,082.00	\$107,464.12
TOTALS:	<i>Planned:</i>	1	\$150,854.61	\$109,544.61							\$41,310.00	\$109,544.61
	<i>Actual:</i>	1	\$200,546.12	\$107,464.12							\$93,082.00	\$107,464.12

SECTION FOUR - PAID MEDIA REPORTS

Note: Crash Statistics in this Section may vary from the numbers indicated in Performance Measures Tables as they may have been gathered at different times and from different sources.

**PLAN WHILE YOU CAN.
DRINK. DRIVE. GO TO JAIL.**

SoberRides.org 

#PlanWhileYouCan

FY 2018 Statewide Impaired Driving Campaign

Campaign Overview

No matter what time of year it is, it's not hard for Texans to find a reason to celebrate. Whether it's football games, the Christmas/New Year's holidays or Spring Break, Texans love to get together and have a good time. Unfortunately, all too often this celebrating leads to DUI alcohol-related crashes and fatalities. In 2017 there were 24,269 alcohol related traffic crashes in Texas, resulting in 1,207 fatalities and 2,274 serious injuries.

Statistics continue to show that drivers between the ages of 18-39 are involved most often in DUI alcohol-related crashes. Those ages 21-29 skew highest as most likely to be involved in a DUI alcohol-related crash. Also, men continue to make up a significantly higher percentage of impaired driving crashes than women.

Although this is a statewide problem, 10 counties account for almost half of all DUI alcohol-related fatalities in Texas: Harris (Houston), Dallas, Bexar (San Antonio), Tarrant (Fort Worth), Travis (Austin), El Paso, Hidalgo (McAllen), Collin (Plano), Montgomery (Conroe), and Denton. And while these DUI alcohol-related crashes are happening at any given time on any given day, over half of all DUI alcohol-related crashes occur in Texas during the weekend (between 4:00pm Friday and 11:59pm Sunday).

These statistics helped guide us in our marketing strategy development (who, where and when). But when it comes to addressing the "why" of drinking and driving, which drives our campaign messaging strategy, and the "what" that is causing people to think (and ultimately behave) differently, we listened to what people had to say. We tested several messaging directions and our focus group research findings led us to a platform that speaks to the importance of putting the emphasis on:

Drinking alcohol impairs your judgment and leaves you less able to make rational decisions than you would normally make if sober and more vulnerable to making bad decisions like getting behind the wheel.

With any effective strategic branding campaign, you need a strong messaging strategy and an execution plan to deliver your message to your target audience. This new statewide impaired driving marketing campaign, combining what was previously six separate campaigns into a single year-long, fully-integrated statewide marketing campaign, speaks to the heart of the matter.... every single DUI alcohol-related crash is 100% avoidable if you make a plan for a sober ride before you start drinking.

Components of the campaign include paid media (TV, Radio, Digital and Out-of-Home), social media, creative development and production, grassroots event marketing, and public relations.

Paid Media

Our paid media strategy consisted of traditional and non-traditional methods to deliver a continuous message to Texas drivers 17-34. The goal was to create a statewide umbrella campaign to help reduce instances of DUI alcohol-related crashes and fatalities. Our approach was two-pronged:

- 1) To reach inactive drivers with an awareness/education message before they drive via:
 - a. TV
 - b. Radio
 - c. Digital
 - d. Out-of-Home (Gas Station Signage, In-Bar Signage, Ice Machine Wraps)
- 2) To reach active drivers with a specific safety message while they are driving via:
 - a. Radio
 - b. Out-of-Home (Billboards)

Just over \$2.4M in paid media was placed over the entire fiscal year with heavy concentrations during six main flight periods and an overarching umbrella flight that filled in gaps throughout the year.

Media Flight Dates: Football: October 16 – November 19, 2017; January 22 – February 4, 2018
Holiday: November 20, 2017 – January 7, 2018
College & Young Adult: February 26 – March 25, 2018
Spring Holidays: March 26 – May 13, 2018
Faces of Drunk Driving: June 18 – July 28, 2018
Labor Day: August 13 – September 9, 2018
Umbrella: December 4, 2017 – January 14, 2018; January 29– February 25, 2018; March 26 – June 24, 2018; July 9 – August 12, 2018; September 10 – September 30, 2018

Target Audience: Primary: Adult drivers 17-34
Special Focus: All men 21-26

Markets: Statewide with an emphasis on the designated market areas with the highest DUI alcohol-related fatality and crash rates, and varying by campaign flight based on budget allocation prioritization.

FY2018 Statewide Impaired Driving - Paid Media Recap			
<u>Media</u>	<u>Description</u>	<u>Budget</u>	<u>Impressions</u>
TV/Cable	:60, :30 & :15 English & Spanish spots; 52 weeks; spot cable buys, Fox Sports Southwest, Univision	\$755,620	53,437,885
Radio	:30 & :15 English & Spanish spots; 42 weeks; spot station buys, iHeart and Univision; Traffic News and Weather reads	\$435,065	49,092,790
Digital	Digital ads (multiple sizes); 52 weeks; Mobile GeoFencing and Mobile Display; Desktop NextGen Behavioral Targeting; Demographic Targeting; Gaming; Video Pre-Roll; Streaming Radio; Streaming Television; Social Media	\$439,630	61,742,608 (259,967 clicks)
Out-of-Home	Bulletins/Billboards (vinyl and digital), Gas Stations (pump toppers, chevrons, window and beverage cooler clings), In-bar (posters, coasters and table tents), Ice Machine Wraps, English and Spanish; 19 weeks	\$598,185	318,231,863
College Football Sponsorships	Sponsorship packages with Texas A&M, University of Houston, University of Texas, University of Texas at El Paso, and Baylor; providing access to tailgate areas for grassroots activations. Also included a mix of in-stadium signage and messaging, digital ads on school web sites and social media posts.	\$205,000	4,793,501
Grand Total		\$2,433,500	487,298,647 (259,967 clicks)

Campaign Messaging & Creative

Our task was to take six impaired driving campaigns and create a single, consistent campaign theme that draws together all the impaired driving areas of focus and creates behavior change amongst our target audience. So, the first step was to understand who our target audience is. While the areas of focus may become more targeted and narrow in certain flights of the campaign (i.e. Football and College/Young Adult), for the most part we are speaking to Texas motorists between the ages of 17 and 34, with a heavy skew toward males who represent a high proportion of DUI alcohol-related and fatalities.

To successfully create a single unifying campaign strategy and messaging platform that targets this young, connected and highly mobile audience, it was critical to address the following challenges:

1. The campaign platform must allow us to create a hard-hitting, highly personal umbrella campaign that makes them realize that drinking and driving is a choice... a potentially life-altering or deadly choice, thus driving home a strong sense of personal accountability for their own behaviors.
2. The campaign platform must work with a safety and an enforcement message that can support seasonal messages to different audience segments.
3. The campaign platform must offer our target audience a solution.

This campaign was not about just coming up with a new clever way to tell people not to drink and drive – we were attempting to reverse the growing trend of crashes and fatalities associated with drinking and driving, and it is only by addressing each of these challenges that we will begin to do so.

It's important to understand that people are going to continue to drink alcohol, and in no way was our campaign intended to persuade them not to. Our task was to create a single, consistent campaign theme that will change their behavior to where they will make a plan to get home safe. And our single, consistent campaign theme was:

Plan While You Can

In addition to being simple and memorable, this platform addressed all the challenges mentioned:

1. It was a reminder that real lives can be tragically altered or lost in a moment, so it is important to have a plan before it is too late.
2. It could be paired with two direct calls-to-action that address safety (Don't Drink and Drive) and enforcement (Drink. Drive. Go to Jail.).
3. It provided people a solution... to plan a sober ride before they go out and drink. Also, if they are at that point-of-decision, it reminded them that it was still not too late to come up with a plan to avoid getting behind the wheel.

Based on the overall campaign platform of *Plan While You Can*, which will be accompanied by a clear and direct safety or enforcement call-to-action (Don't Drink and Drive and Drink. Drive. Go to Jail. respectively), GDC developed a fully integrated campaign that could be tailored specifically to each seasonal flight: Holiday, Football, College & Young Adult, Spring Holidays, Faces of Drunk Driving, and Labor Day.

However, we also strongly recommended that in conjunction with all flight-specific materials, there needed to be a hard-hitting umbrella safety message that shocked our varying audiences into understanding the personal responsibility involved with drinking and driving, as well as reinforcing the campaign theme of making a plan for a sober ride before drinking, or any time before getting behind the wheel after drinking.

The following diagram illustrates the campaign strategy that we used to cohesively deliver our campaign across all levels necessary for success.



Television

The creative strategy for the TV campaign was to demonstrate how when people are sober they can make wise decisions, but once they start drinking their ability to make wise decisions diminishes. And given that the campaign was now a year-long campaign with multiple flights, we introduced a single character to carry continuity across several of the campaign flights.

Dave

Meet Dave. Dave is your typical twenty-something guy who likes to have a good time which sometimes includes drinking. Dave acknowledges that once he starts drinking, he becomes somebody different... somebody he really doesn't trust to make good decisions. That's why he always makes a plan for a safe ride home *before* he starts drinking. A different :30 "Dave" spot was utilized for three flights of the campaign (English and Spanish): Holiday, Football, and College & Young Adult.

In each spot we see "Sober Dave" talking on camera about how he likes to have a good time every now and then, while at the same time we see "Good Times Dave" in the background drinking and having fun. Each spot ends with Sober Dave emphasizing that in each scenario he made a plan ahead of time for a safe ride home.



Holiday Dave



Super Fan Dave



Spring Break Dave

Umbrella

The strategy for the Umbrella portion of the campaign was to reinforce the *Plan While You Can* message, but unlike the Dave spots which were a little more light-hearted, these would deliver the message in a more hard-hitting manner with an emphasis on potentially devastating and life-altering consequences.

One spot (produced as a :15, :30 and :60 spot in English and Spanish), *This is the Moment*, follows a young guy over the course of an evening when he's going out drinking with friends. Throughout his evening (starting at home), he points out the multiple "moments" he should have made a plan for a safe ride home but didn't. The spot ends with him getting behind the wheel and into a horrific crash, seriously injuring and possibly killing a little girl. As he puts it "This is the moment that will stay with me forever."

The second spot (produced as a :15 and :30 spot in English and Spanish), *I Didn't Plan*, follows a young woman who also goes to meet a friend. She didn't plan on drinking but ended up drinking quite a bit throughout the evening and never made a plan to get a sober ride home. We see her choose to drive after drinking and get in a crash that leaves her bound to a wheel chair and unable to care for herself.




This is the Moment



I Didn't Plan

Spring Holidays

A common phrase heard in the Hispanic community, when friends and family gather for a good time, is “Una mas y ya,” which translates to “One more and that’s it.” Tapping into that cultural insight, this :30 spot (Spanish and English) emphasizes the potential danger of using that phrase when drinking. Utilizing a dream sequence, we watch a young Hispanic guy out drinking with friends make that mistake of ordering one more beer and then believing it’s safe for him to drive. Fortunately, the dream sequence ends before disaster strikes, and we find him back in reality calling for his sober ride that he had planned for earlier that evening.



Just One More / Una Mas Y Ya

Faces of Drunk Driving

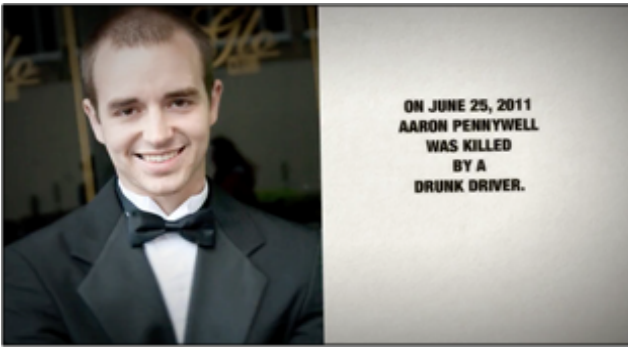
This year we continued to air the successful series of testimonial TV spots that tell the real-life stories of devastation and heart break caused by drunk driving. We updated Sean’s PSA to show his current progress with learning to walk and talk again. We also produced a new PSA and added a new face to the Faces of Drunk Driving, Jade Stevens. To tie these spots in with the overall campaign theme, they all include the *Plan While You Can* end card and VO.



Sean – Update



Chilli



Aaron



Jade

Radio

For each of the following flights of the campaign, :15 and :30 radio spots were produced in English and Spanish: Holiday, Football, College & Young Adult, Spring Holidays, Labor Day and Umbrella. These spots were written with the same conceptual approach and messaging strategy as the TV spots, but did not translate exactly from the TV. The emphasis in all the spots was to make a plan for a safe, sober ride home before going out drinking at SoberRides.org.

Out-of-Home

Billboards

Outdoor billboards developed last year for the Holiday, College & Young Adult, and Labor Day flights of the campaign were continued again for this year. Each is very direct and carries the message of enforcement and consequences. All were produced in English and Spanish.



JAIL AIN'T JOLLY.
DRINK. DRIVE. GO TO JAIL.

SoberRides.org **TxDOT**



HO-HO-OH NO!

DRINK. DRIVE.
GO TO JAIL.

SoberRides.org **TxDOT**

Holiday



DRINK. DRIVE.
GO TO JAIL.

#NotWorthIt

SoberRides.org **TxDOT**

College & Young Adult



Labor Day

Frozen Billboard

For the College & Young Adult flight, an additional and unexpected way to get our campaign message in front of our audience at the point of decision was to graphically wrap ice machines at convenience stores as a type of billboard. Like the billboards above, the message focused on enforcement and consequences. It was produced in English only.



College & Young Adult

Gas Stations

For the Holiday and Labor Day flights of the campaign, creative was developed for placement at gas stations. The strategy was to reach our audience with our message near or at the point of decision. In this case, it's while people are fueling up to drive to holiday parties and family gatherings during these holiday times of the year, or popping into the corner store to pick up some alcoholic beverages. Multiple touch points at gas stations include: pump toppers, window clings and beverage cooler clings. All were produced in English and Spanish.



Pump Topper - Holiday



Pump Topper - Labor Day



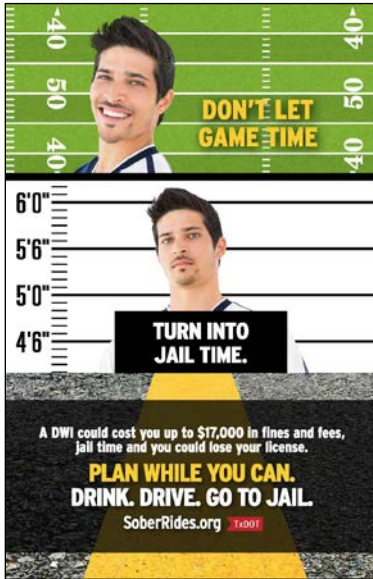
Window Cling - Holiday



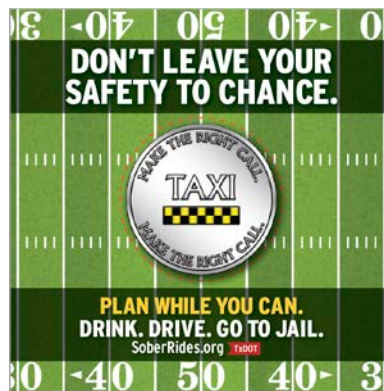
Window Cling - Labor Day (Spanish)

In-Bar Signage

For the Football flight of the campaign, creative was developed for placement in bars. The strategy was to reach our audience with our message of enforcement and consequences at the point of decision... while drinking alcohol. All were produced in English only.



Poster & Table Tent



Coaster - front



Coaster - back

Digital

Digital banner ads (static and animated) were produced for each of the campaign flights in multiple sizes/dimensions. Each flight had multiple ad versions, each in English and Spanish. The ads linked to SoberRides.org when the viewer clicked on them. Here is a sampling from each flight.



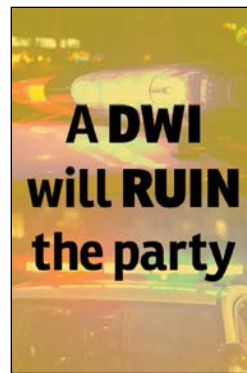
Holiday



Spring Holidays




Football



College & Young Adult



Faces of Drunk Driving



Labor Day

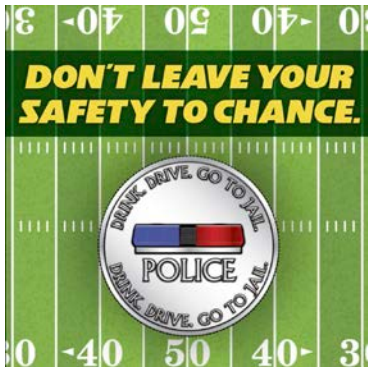


Umbrella




Social Media

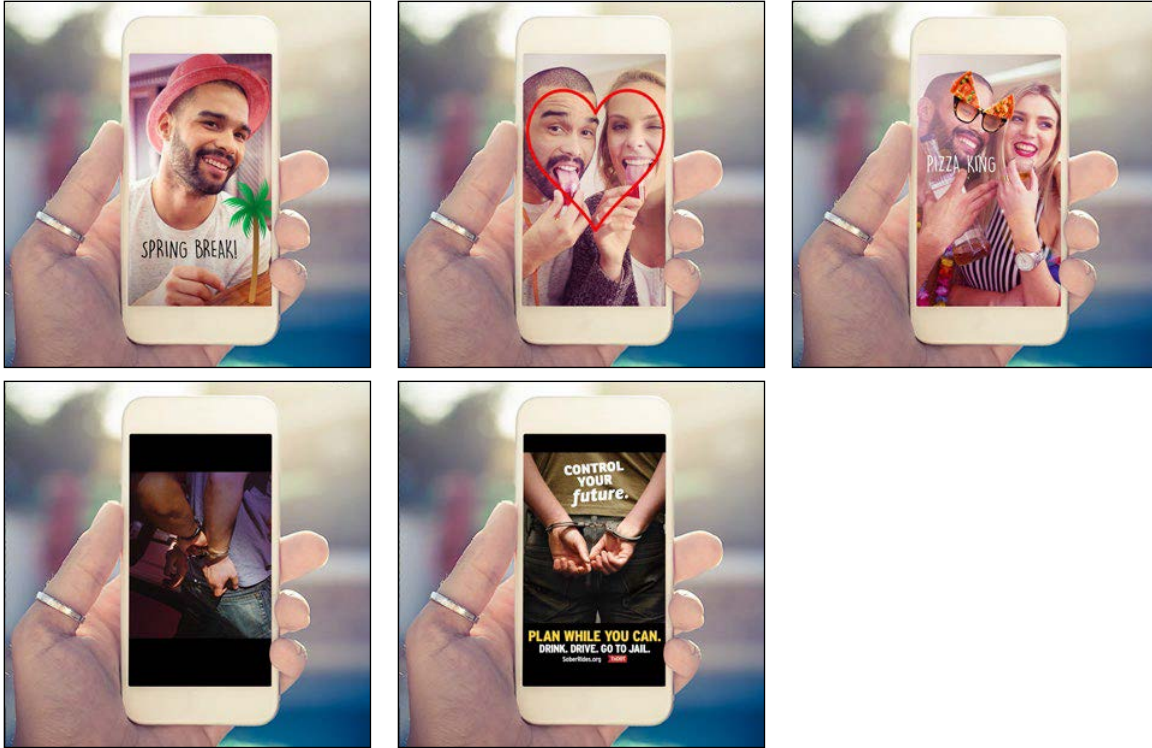
Social media calendars were developed for each of the campaign flights, including copy and graphics to be posted on TxDOT social media channels Facebook, Twitter and Instagram. A mixture of graphic animation and video were produced.



Football



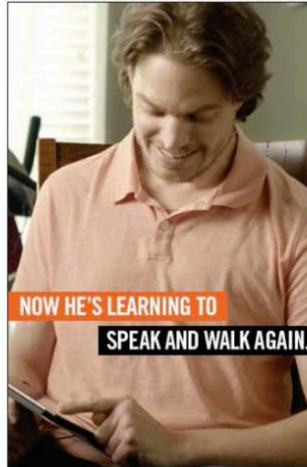
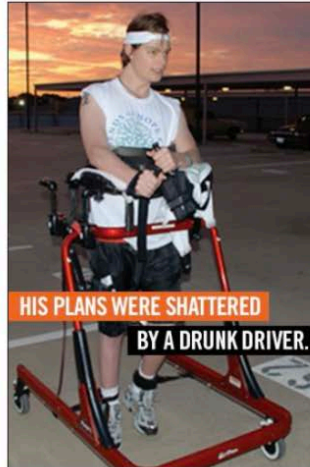
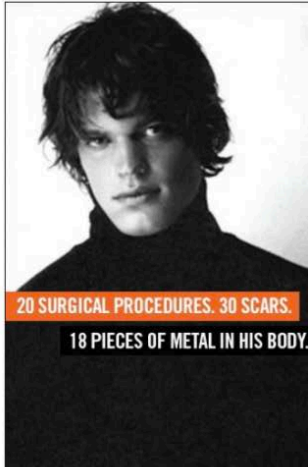
Holiday



College & Young Adult



Spring Holidays



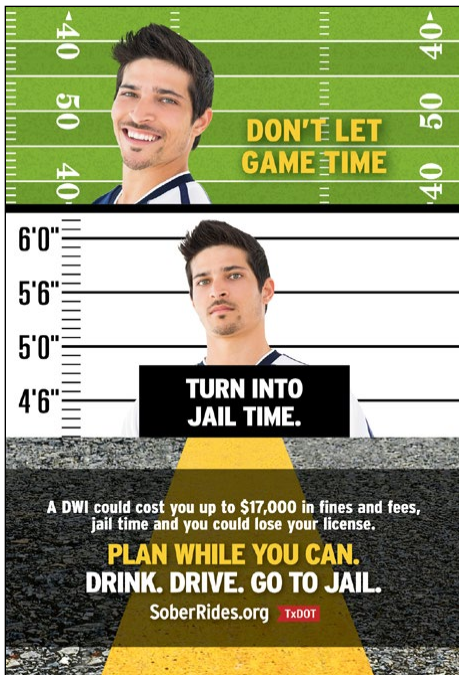
Faces of Drunk Driving




Labor Day

Campaign Collateral Materials

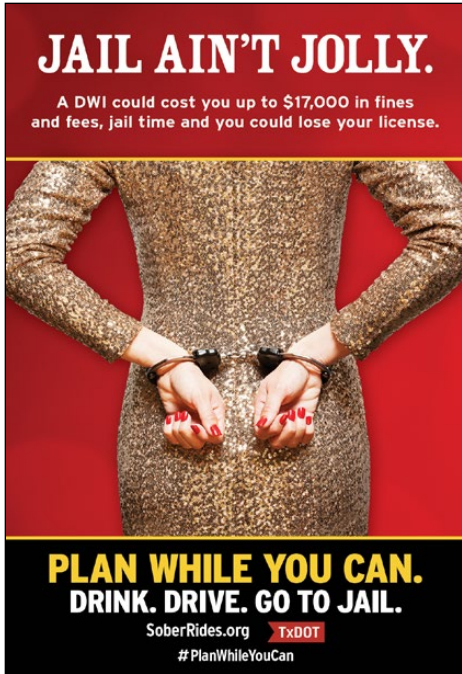
TxDOT Traffic Safety Specialists and coalition partners received posters, educational push cards, and spinning wheel overlays to utilize at community events they attended. The educational push cards were also distributed at grassroots events throughout the year. Posters and push cards were produced in English and Spanish. An updated spinning wheel overlay was produced for Spring Holidays only. For Labor Day, only an info card was produced this year due to a general enforcement info card and poster proposed for production. We also added printed hand fans to the collateral pieces this year. Each district received three different general enforcement messaging hand fans.



Football – Poster



Push Card



Holiday – Poster



Push Card



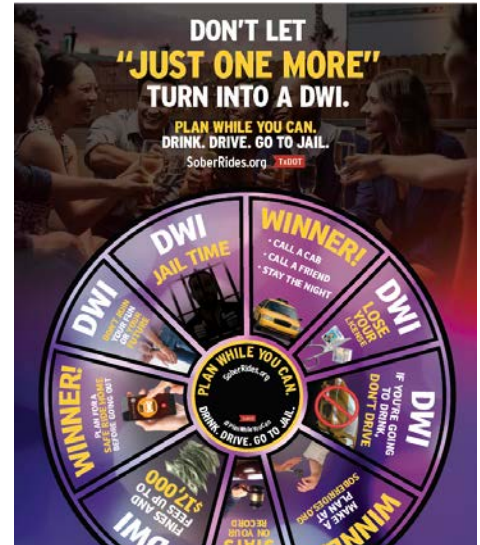
College & Young Adult – Poster Push Card



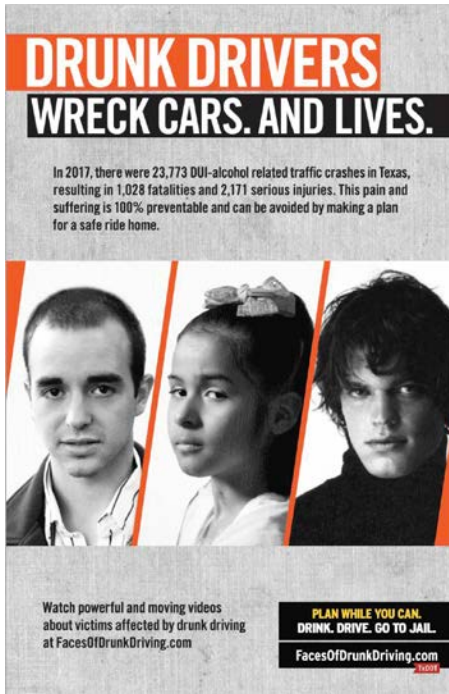
Spring Holidays – Poster



Push Card



Spinning Wheel Overlay - Update



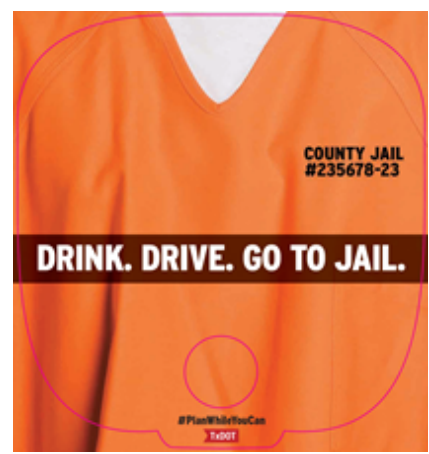
Faces of Drunk Driving – Poster



Push Card



Labor Day – Push Card



Umbrella – Hand Fans

Grassroots Outreach

Based on the success of the FY17 grassroots campaign as an effective way to engage our young male target audience with the campaign message in a memorable and impactful way, we continued with the Impaired Dodgeball Truck Mobile Experience. The use of gamification attracts our key demographic and allows them to personally experience the slowing effects of alcohol has on a person's reaction time.

Extensive research has been conducted on the impact of gamification and its ability to engage individuals to satisfy their desire for competition and achievement. This approach is so effective that a recent Gartner report states that more than 70% of Global 2,000 organizations will use gamification to attract younger audiences in the near future. Another recent study found that “78% of Millennials are more inclined to become part of a brand [or message] if they have face-to-face interaction with it.”

Using Wii Connect technology, the video game Impaired Dodgeball was created. Participants step up to a large video screen mounted on the side of a campaign-branded glass box truck, have an avatar of themselves projected into the scene of a dodgeball game onscreen, and try to dodge incoming items like footballs, snowballs or beach balls. As they play the approximately 70 second game, the game pauses

briefly about every 15 seconds to let the players know that an alcoholic drink has been added, simulating the avatar is drinking which delays the avatar's tracking of the person's actual movements. As the game progresses and becomes increasingly more difficult for the participant to dodge the objects, they experience how drinking alcohol slows a person's reaction time and makes drinking and driving so dangerous.

To engage our target audience where they live and play, we deployed the Impaired Dodgeball truck mobile experience on a year-round grassroots tour attending community festivals and events, college campuses and shopping malls. At each tour stop, Brand Ambassadors wearing Plan While You Can t-shirts engaged our audience with conversation starters such as educational push cards, explained the purpose of the campaign, and invited them to play a game of Impaired Dodgeball.

There were seven tour flights:

Football

College Fall 2017 (October – November 2017)

Fall 2018 (August – September 2018)

Holiday (December 2017)

Non-Flight (February 2018)

College/Spring Break (March 2018)

Spring Holidays (April – May 2018)

Faces of Drunk Driving (June 2018)

Labor Day (August – September 2018)

Football/College

The college phase of the Football flight kicked off in October. Through paid sponsorship packages, we were able to set up and engage college football fans (students and alumni) in the heart of pregame activity at school-sponsored “tailgate parties” at the following games: Texas A&M University vs. The University of Alabama, University of Houston vs. Memphis, Baylor University vs. West Virginia University, Baylor University vs. University of Texas, Texas A&M University vs. Auburn University, University of Texas vs. Kansas, University of Texas at El Paso (UTEP) vs. Louisiana Tech, University of Texas vs. Texas Tech University, and the Armed Forces Bowl Game: Army vs. San Diego State.



Holiday

The Holiday tour of the campaign stopped at 8 districts in the month of December: Amarillo, Austin, Dallas, Houston, Odessa, Pharr, San Antonio, and Waco. The strategy was to reach holiday shoppers at area malls and the community at local holiday festivals and celebrations.



Non-Flight - February

To reach some of the smaller markets or districts that had popular events that did not fall within the regular flights of the campaign, this year we visited 3 districts during the month of February to reach those communities at high traffic events. We visited San Angelo's Stock Show and Rodeo, Jefferson's Mardi Gras Up River in the Atlanta District and the Jalapeno Festival in Laredo



College & Young Adult

As college students got ready to go on Spring Break in early March, the Impaired Dodgeball tour made stops at several college campuses: Stephen F. Austin, Lamar University, and Sam Houston State. Additionally, the tour made stops at popular spring time events such as the St. Patrick's Day Parade in Dallas, Austin Rodeo, Buc-ee's in the Yoakum District, and at the popular spring break destination of South Padre Island.



Spring Holidays

The spring holidays time of year is a very popular time for festivals and events around the state. To reach those people out and about celebrating the holidays or beautiful Texas weather, we visited four districts during the months of April and May. San Antonio and Corpus Christi have large spring festivals, so we brought the grassroots tour to one of San Antonio's biggest Fiesta events (Oyster Bake – 2 days) and the annual Buc Days festival in Corpus Christi. Additionally, we made tour stops at the Cinco de Mayo festival in Houston and a rock music festival in Dallas.



Faces of Drunk Driving

This flight of the tour has a very different tone and feel than the other flights. We conducted one grassroots event for this flight utilizing only the video kiosks and not the impaired dodgeball truck. We visited the San Antonio Missions baseball game where we had the video kiosks set up to loop all of the Faces of Drunk Driving PSAs and our brand ambassadors handed out info cards and educated patrons on the campaign.



Labor Day

This flight of the campaign ran mid-August through Labor Day weekend and throughout the month of September, a time of year when people celebrate the end of summer and college students are back in school. To engage these audiences, we scheduled tour stops at several colleges and festivals: University of Houston, Texas A&M University, Texas Tech University, Midwestern State University, Brady Goat Cookoff in Brownwood District, West Texas State Fair in Abilene, Rally Round Greenville in Paris District, Texas State Forest Festival in Lufkin, Texas State Bison Music Festival in the Childress District, University of North Texas in Denton, and Univision Fiestas Patrias in Fort Worth.



Fall 2018 Football

The Fall phase of the Football flight targeted football fans at two tailgating events at Texas Live in Arlington in September. Through our partnership with iHeart Media, we were able to set up in the Texas Live area between Globe Life Park (home of the Texas Rangers) and AT&T Stadium (home of the Dallas Cowboys). These activations were held before the Texas Christian University vs. Oklahoma State University game and the Dallas Cowboys vs. New York Giants game.



Public Relations

The *Plan While You Can* Holiday kick-off press conference was held at The Pearl in San Antonio. The kick-off press conference for the College & Young Adult flight of the campaign was held on the Texas Tech University campus in Lubbock. The third and final kick-off press conference launching the Labor Day flight was held at the Dallas City Hall in Dallas. These three flights were selected for these press conferences to coincide with and take advantage of these high-visibility enforcement times of the year.

At each of the press conferences, attendance by a large contingency of local law enforcement and state troopers communicated a strong unified enforcement message. The Impaired Dodgeball truck was present to serve as a strong visual component for two of them and was operational at those two press conferences to allow media to film the game in action for greater visual material.

For each flight of the campaign, except for Spring Holidays, a statewide press release was distributed. Additionally, key messaging, FAQs, and media talking points (English and Spanish) were created for TxDOT media relations, Public Information Officers (PIOs) and Traffic Safety Specialists (TSSs) in preparation for media and community events.

A media advisory was distributed for every grassroots tour stop for each campaign flight, except Football, to the local media, inviting them to come out to cover the Impaired Dodgeball experience. The Impaired Dodgeball truck served as a strong visual backdrop for the local press coverage.



Holiday Press Conference – The Pearl, San Antonio



College Press Conference – Texas Tech, Lubbock



Labor Day Press Conference – Dallas City Hall, Dallas

Partnerships

At each grassroots event, contestants who played Impaired Dodgeball and won got to spin the prize wheel for a chance to win gift cards and coupons from over 73 area restaurants, entertainment venues and retailers.

Though our media partners iHeart Media and Univision, we were able to negotiate access to eleven events for the Impaired Dodgeball tour at no cost.

Overall Campaign Value

Earned media resulted in \$18,791,181.48 in added value and 355,238,471 impressions. Paid media match resulted in \$3,778,480.64 in added value and 487,298,647 impressions. With \$22,569,662.12 in total added value, the Statewide Impaired Driving *Plan While You Can* Campaign delivered more than a 4:1 return on the \$4,000,000 investment.

Summary of FY18 Match Results

Hard Match - FY 2018 Statewide Impaired Driving Campaign

Paid Media Type	Hard Match for Paid Media Placements - <u>Estimate</u>	Hard Match for Paid Media Placements - <u>Actual</u>
TV/Cable	\$755,620.00	\$1,643,935.00
Radio	\$435,065.00	\$966,095.00
Out-of-home	\$598,185.00	\$655,217.96
Digital/Online	\$439,630.00	\$461,246.68
College Football	\$205,000.00	\$51,986.00
Paid Media Sub-total	\$2,433,500.00	\$3,778,480.64
Earned Media Type	Earned Media Match - <u>Estimate</u>	Earned Media Match - <u>Actual</u>
Public Relations	\$2,000,000.00	\$15,673,035.00
TX Association of Broadcasters	\$90,000.00	\$3,015,808.00
Social Media	NA	\$102,338.48
Earned Media Sub-total	\$2,090,000.00	\$18,791,181.48
Total Match	\$4,523,500.00	\$22,569,662.12



FY 2018 Talk. Text. Crash. Distracted Driving Campaign “Heads up, Texas.”

January 26, 2018 through September 30, 2018

Recognizing that distracted driving continues to be a problem in Texas as approximately 1 in 5 crashes involve distracted driving – a ratio that has not changed in the past three years – TxDOT launched a new iteration of its annual Talk. Text. Crash. public awareness program to help end the behavior. The FY18 campaign kicked off in April, National Distracted Driving Awareness Month, and featured a mix of grassroots, earned, paid and social media activities, as well as social influencer programming and a Texas celebrity that aimed to change distracted-driving behaviors that in 2017 resulted in 100,919 crashes, 452 deaths and 2,886 serious injuries.

More specifically, the campaign sought to:

- Encourage drivers to be part of the solution to ending distracted driving by choosing to give the road their full attention.
- Educate motorists on the new statewide law that makes it illegal to read, write or send a text while driving that went into effect on Sept. 1, 2017.

The new “Heads up, Texas” Campaign was developed to address and discourage all forms of distracted driving when behind the wheel and was a clear call-to-action knowing that law enforcement officials are out there looking for drivers with their heads down. The phrase both called attention to the new law *and* to the road ahead, but it also encouraged drivers to be a *part of the solution* to choose to not drive distracted. “Heads up, Texas” sparked a series of new creative elements that thread throughout the entire campaign while also complementing the long-standing Talk. Text. Crash. Campaign.

TxDOT also partnered with AT&T *It Can Wait*, to elevate its message and grassroots activities. This partnership would ultimately contribute \$85,000 in-kind match.

VR Experience Tour

In early April 2018 and in partnership with AT&T, a Texas tour brought AT&T *It Can Wait*'s newly launched distracted driving virtual reality experience to 19 cities and TxDOT districts to demonstrate the impact of distracted driving while educating and connecting with local communities. These tour stops were customized for TxDOT in collaboration with AT&T.

The tour stopped at Texas high schools; colleges and universities; shopping and community centers; and large festivals, including CarFest San Antonio, Fiesta de la Flor and a minor-league baseball game

The tour's earned media efforts placed stories across print, broadcast, radio and online about the "Heads up, Texas" Campaign contributing to \$654,942.10 calculated publicity value in April (roughly 70% of all earned media calculated publicity value).

Additional tour metrics include:

- Total Engagements: 11,365 people
- Total AT&T *It Can Wait* Pledges: 1,989
- Stakeholders Engaged: 20 organizations
- Materials Distributed: 4,300+ "Heads up, Texas" information cards



Texas Celebrity

Texas native and star of the hit CW series "Supernatural" Jensen Ackles partnered up with TxDOT to educate his fellow Texans on the dangers of distracted driving and to encourage them to stash their cell phones before getting on the road. His participation in the 2018 Distracted Driving Campaign included a video PSA that was promoted across social media as well as paid digital advertising, a radio PSA that ran on both traditional and online radio platforms, and interviews with *Dallas Morning News* and *Austin American Statesman* about why he supports TxDOT's work to end distracted driving.

When the video PSA was posted on Jensen's Instagram channel, it racked up more than 1.2M views in less than 24 hours. At the end of the campaign – and accounting for posts on TxDOT's channels, Jensen's channels, and many others who found this content worthy of sharing with their followers – the digital video PSA has resulted in the following*:



- 119,000+ engagements (reactions/likes/comments/mentions)
- 29,000+ amplifications (shares/retweets)
- 2.8+ million video views (cross-platform, combined views)

**Note: The above numbers do not include impressions or views resulting from the paid social media ads that also featured Jensen's video PSA in July-August. They are reflected in overall social media match reported.*

This creative approach to educating drivers about the new law resonated with the intended audience as evidenced by folks providing overwhelmingly positive feedback, thanking TxDOT for the PSA, expressing pride in being a Texan and committing to not drive distracted. Key factors that helped secure such high engagement include working with a Texas celebrity who commands a highly engaged social media following, has a passion for giving back to his community, and whose work has a clear tie to driving behaviors.

Social Influencers

To amplify social conversation surrounding the 2018 Distracted Driving Campaign, TxDOT directly engaged a diverse set of Texas-based social influencers from varying geographies and backgrounds for the first time ever as a state agency. TxDOT asked eight influencers from major metro areas and four stop cities to bring “Heads up, Texas” to life.

In support of TxDOT’s campaign, the eight influencers created 41 posts across Facebook, Instagram, Twitter and their blogs that generated 50,502 engagements, 237 shares, 609 comments and more than 1.9 million potential impressions*.



*These numbers are included in overall social media match reported.

Earned Media

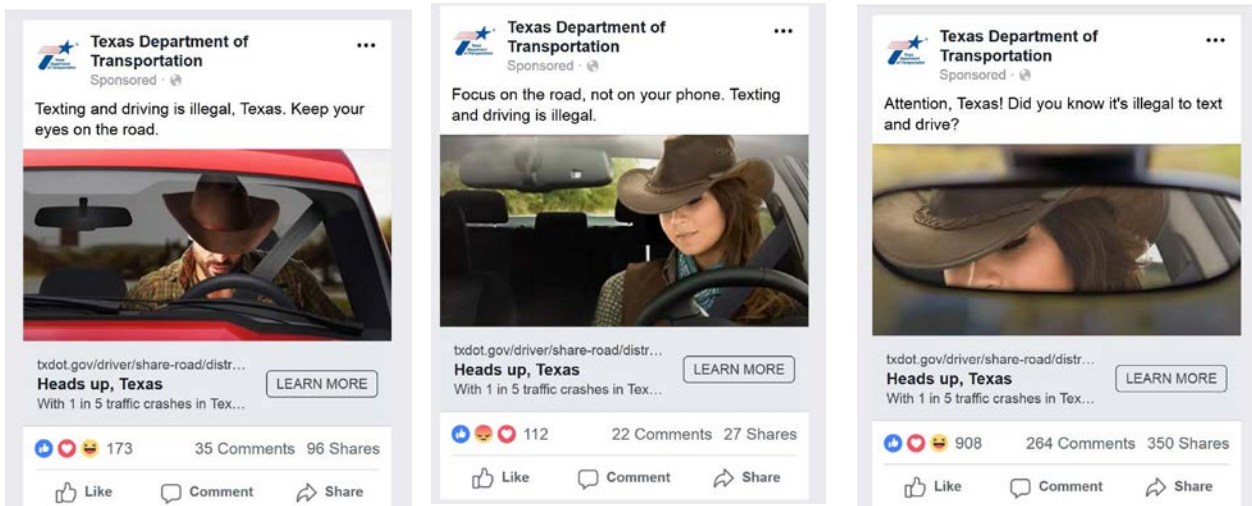
While the statewide tour of the distracted driving virtual reality experience contributed to the bulk of earned media efforts, the campaign first kicked off in April with a joint press release with AT&T *It Can Wait* to give an overview of TxDOT’s 2018 campaign and the partnership, and to share new distracted driving crash and injury statistics and AT&T’s Texas-specific behavioral analysis regarding distracted driving behaviors. Jensen Ackles’ interviews with the *Austin American Statesman* and *Dallas Morning News* as well as resulting coverage from other outlets that picked up on Jensen’s “Heads up, Texas” participation also contributed to overall earned media. Total earned media from the campaign resulted in \$940,522.10 in earned media match.

Social Media

New social media content calendars were developed for TxDOT-owned Facebook, Instagram and Twitter channels, TxDOT TSS’s, campaign partners (including AT&T *It Can Wait*), TxDOT subgrantees and Texas celebrity Jensen Ackles. Fresh, compelling content and the use of the new “Heads up, Texas” creative as well as updated victim tribute videos increased campaign reach and engagement during the National Distracted Driving Awareness Month. Texas celebrity assets hit in July and sparked renewed interest in the campaign during the summer travel season. By September 2018, social media match reported a total of \$3,202,056.61.

Paid Media

The paid media campaign launched in April 2018 and lasted through August 2018 leveraging a total budget of \$540,005 for maximum ROI. Aligning with Distracted Driving Month, paid media placements blanketed the state from April through May with the campaign's key messages on TV, OOH (billboards, gas pump toppers) and digital advertising (display banners, social media, in-app advertising, geo-fenced display and video ads). Advertising in July through August featured the Texas celebrity campaign assets, including the new radio PSA and new digital/social media videos. Advertising largely targeted the four major Texas designated market areas (i.e., Austin, San Antonio, Dallas-Ft. Worth and Houston-Galveston) as well as three markets with the highest Hispanic density in Texas (i.e., McAllen-Harlingen-Brownsville, El Paso and Corpus Christi).



The paid media plan targeted a minimum of 71,096,780 total impressions, but ultimately the campaign exceeded this impression target by 152% and delivered 179,473,951 total impressions.

The target added value match was estimated at \$717,800, but the paid media campaign exceeded this projection and delivered \$2,245,755 in added value. This led to a total campaign value of \$2,785,760, including paid placements and PSA/added value ads.

Overall Campaign Value

Added value from the minimum 1:1 paid media match (\$2,245,755), earned traditional (\$940,522.10) and social media (\$3,202,056.61), and the AT&T *It Can Wait* VR Tour (\$85,000), plus the total savings from agency discounted rates and hours donated (\$349,650.40) combined to deliver a total added value of \$6,822,984.11 and contributed to the overall value of TxDOT's FY 2018 distracted driving prevention efforts.

TxDOT spent \$1,198,315.50 on the Talk. Text. Crash. Campaign in FY 2018. When combined with the added value of the campaign, the total value of the campaign was \$8,021,299.61.



FY 2018 Be Safe. Drive Smart. Campaign September 1st, 2017 – August 31st, 2018

Campaign Overview

In 2017, there were 3,721 motor vehicle traffic fatalities on Texas roads — a decrease of 1.92% from 3,794 fatalities recorded in 2016. These deaths, and all of the injuries that take place on roadways, are nearly always the result of human error. This is one of the statistics that hasn't changed from year to year.

Texas is now home to 28.3 million people. Texas had the seventh fastest growth rate in the country in 2017. There are more and more people and vehicles out on the roads and highways, and more than ever, drivers have an urgent and important responsibility to protect their fellow Texans, as well as themselves.

Back in 2015, TxDOT decided to merge three campaigns - General Topics, Energy Sector and I-35 - under an overarching Be Safe. Drive Smart. marketing campaign. The goal of the overall campaign was to create synergy in raising public awareness to help reduce deaths caused by vehicle crashes, especially those due to human error and to educate drivers about how inattention on Texas roadways causes crashes. The marketing campaign goals were:

1. Increase public awareness on the dangers resulting from speeding, drowsy driving, school zone safety, winter driving safety and flash flooding.
2. Increase public awareness on the dangers resulting from an increase of industrial traffic and congestion in the state counties where oil and gas activity had increased.
3. Increase public awareness of the dangers resulting from continuous and longer than normal work zones and the resulting congestion.

GDC continued to utilize a marketing campaign that was established in 2016 to continue the implementing the following strategies:

- Continuing to utilize clear messaging and strong creative to reach and resonate with our key target audience.
- Conducting a statewide paid media campaign focusing on our key target audiences in our primary markets during strategic times throughout the year.
- Conducting an aggressive public relations campaign that included grassroots, interactive events and community outreach to our key target audiences where they live, work, play and learn.
- Building upon existing GDC and TxDOT relationships to grow public and private partnerships that maximized reach and distribution.
- Securing a minimum of \$2 million in added-value through paid media, media match and earned media.

In 2018, GDC continued to utilize our 'own up' message for the General Topics Campaign – 'own up' as pedestrians, 'own up' in school zones, 'own up' by watching speed limits and 'own up' while driving through work zone areas, which was specifically aimed at the I-35 Corridor. All messaging was focused on being a responsible driver. This year, GDC also produced Move Over, Slow Down creative to educate drivers about when to shift lanes. The creative provided the (4) times you should move into a left-hand lane – when there is an emergency vehicle, when there is a tow truck, when there is a TxDOT work truck and when there is a law enforcement vehicle stopped on the side of the road. This was also the last year of the Be Safe. Drive Smart. Texas Road Watcher interactive grassroots experience, with (20) activations that took place throughout the state of Texas.

Paid Media and Added-Value Overview

TxDOT placed \$1.5 million in paid media throughout the fiscal year. Following are the details of the media purchases for each campaign:

Media Flight Dates: General Topics: January 15 - February 25, 2018; July 2 - August 12, 2018
I-35: March 26 - April 22, 2018; July 16 - August 19, 2018
Energy Sector: March 26 – May 25, 2018; May 28 - June 24, 2018

Target Audience: Primary: Adult Drivers, 18-years plus
Secondary: Hispanic Adult Drivers, 18-years plus

Markets: General Topics: Statewide
I-35: Austin, Dallas/Ft. Worth, Laredo, San Antonio, Waco/Temple
Energy Sector: Bryan/College Station, Dallas/Ft. Worth, Laredo, Midland/Odessa, San Angelo, San Antonio

Paid Media: General Topics:

- Cable and Spot TV, :30 English and :30 Spanish
- Texas Association of Broadcasters (TAB), :30 English and :30 Spanish
- Radio, :30 English and :30 Spanish
- Digital (Desktop, tablet and mobile devices)
- OOH (digital bulletins, Gas Station TV - :15 English and :15 Spanish)

I-35:

- Cable TV, :30 English and :30 Spanish
- Radio, :30 English and :30 Spanish
- Traffic Sponsorships, :15 English and :15 Spanish
- Digital (Desktop, tables and mobile devices; banner ads and GeoFence Targeting, Facebook), English and Spanish
- Bulletins (14' x 48'), English and Spanish
- Gas Pump Toppers, Window Clings, Beverage Clings, English and Spanish
- Gas Station TV, :15 English and :15 Spanish

Added-Value:
Bonus cable, TV spots, radio spots, traffic sponsorships, banner impressions, window/beverage clings and overrides on gas pump toppers

Paid Media:

Energy Sector:

- Cable & Spot TV, :30 English and :30 Spanish
- Radio, :30 English and :30 Spanish
- Traffic Sponsorships, :15 English and :15 Spanish
- Digital (Desktop, tablet and mobile devices; banner ads; Facebook and Instagram)
- Billboards (14' x 48'), English & Spanish
- Gas Pump Toppers, Window Clings, Beverage Clings, English and Spanish

Added-Value:

Bonus cable, TV spots, radio spots, traffic sponsorships, banner impressions and overrides on gas pump toppers
Grassroots event activations


FY 2017-2018 Be Safe. Drive Smart. - Paid Media Recap			
<u>Media</u>	<u>Description</u>	<u>Budget</u>	<u>Impressions</u>
Cable	:30 English and Spanish	\$137,741.08	15,650,657
Radio	:30 and :15, English and Spanish	\$395,208.70	72,614,828
Digital	Desktop, Mobile and tablets, Banner Display ads, video & social platforms, Facebook, Search	\$165,025.44	26,516,920 clicks - 104,544
Out-of-Home	Bulletins, Gas Pump Toppers	\$786,400.00	294,767,843
Grand Total		\$1,519,375.22	409,550,248 clicks - 104,544

Creative Overview

The *Be Safe. Drive Smart.* Campaign covers a wide array of messages from driving conditions, work zone safety, drowsy driving, winter driving and more, including focused messaging specifically for the Energy Sector and I-35 corridor. The creative approach identifies an overarching strategy to address our campaign needs: reinforcing personal accountability by reminding drivers that when they are behind the wheel, they have a personal responsibility to keep themselves, their families and others around them safe.


General Topics

In 2018, GDC continued to utilize four educational-style videos and radio PSAs, in English and Spanish, which were developed in FY 2016. These spots can be found on the DriveSaveTexas.org website and leveraged for free news media time. The PSAs and their corresponding subjects are:



“Double Cross” – Pedestrian Safety

“Double Drowsy” – Drowsy Driving



“Emoticon” – Emotional Driving

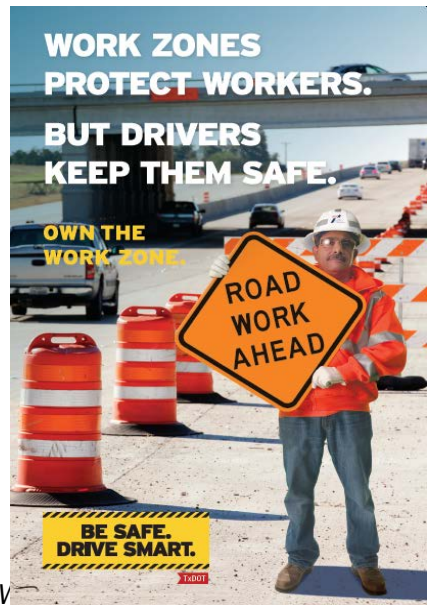
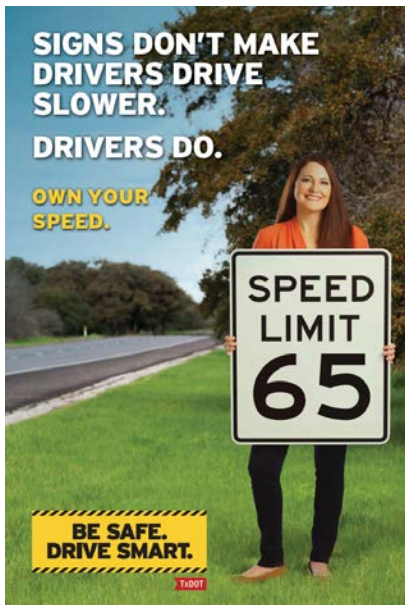


“Reflector” – Wrong Way Driving

The coordinating radio spots are:

- “Reflectors” – :30 English and :30 Spanish
- “Emotions” – :30 English and :30 Spanish
- “Driving Drowsy” – :30 English and :30 Spanish
- “Pedestrian” – :30 English and :30 Spanish

The campaign also included posters and push cards (Pedestrian Safety, Work Zone, Speeding and School Zone Safety) with messaging which promotes driver ownership and personal accountability. The posters are in English and the push cards were double-sided, with English on one side and Spanish on the other. All were printed and shipped to the (25) Districts.





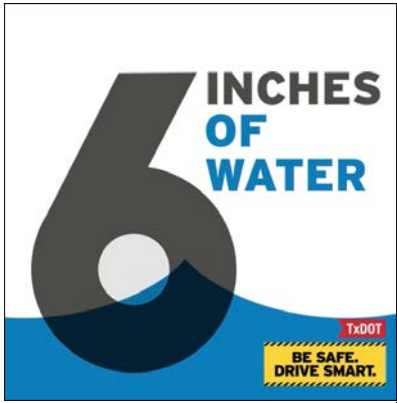
Pedestrian Safety Push Card (Eng)

Pedestrian Safety Push Card (Span)

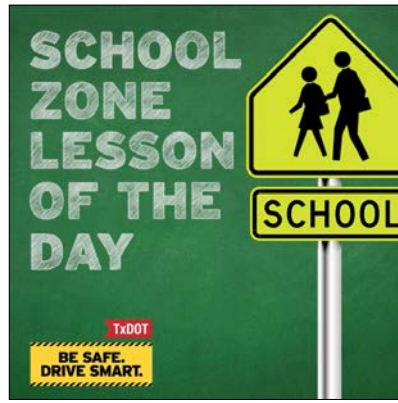
For General Topics, GDC continued to utilize existing digital banners with messaging to 'own up' to your actions on the roads and to always *Be Safe. Drive Smart*.



For FY 2018, the animated social media library with posts to raise awareness on low water crossings, drowsy driving, school zone awareness and pedestrian safety. Posts were shared on the TxDOT social media platforms – Facebook, Twitter and Instagram.



Turn Around Don't Drown

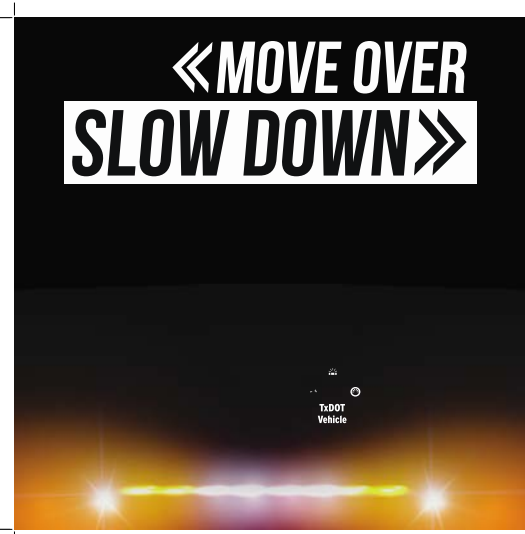


School Zone Safety




Pedestrian Awareness Safety

And this year, in addition to our existing creative, GDC also produced a 'Move Over, Slow Down' poster & window cling with messaging about the rules of moving over a lane when you see specific vehicles pulled over on the side of the road.



GDC was also tasked with designing a set of posters with the same 'Move Over, Slow Down' messaging, but in a different style, as these would be displayed at rest stops & information centers along I-35. The three selected posters are as follows:



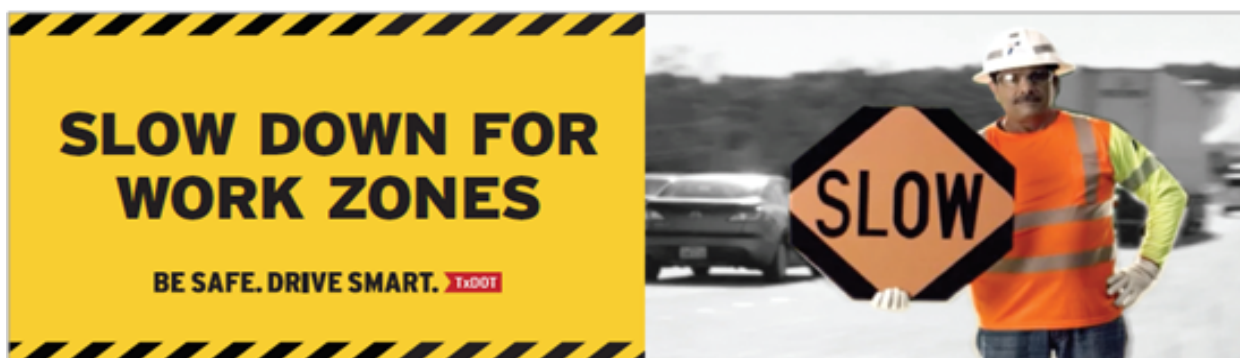
I-35 Corridor

Interstate 35 continues to act as one of the most important and heaviest traveled thoroughfares in Texas. It covers 588 miles in Texas and serves as a backbone for Texas drivers. Our strategies to effectively address the safety concerns along the I-35 corridor were two-fold: 1) reach drivers with simple and clear safety messages; and 2) emphasize the importance of planning ahead with inactive drivers by promoting My35.org as a resource to find up-to-date information on work zones and driving conditions along I-35.

In FY 2018, GDC used the current I-35 Work Zone Safety PSA (as seen below), which was produced in English and Spanish, with messaging and imagery of individuals holding a copy of TxDOT approved and used safety signs, showcasing the personal stake involved in the work zones along and on I-35. The call to action sent viewers to visit My35.org for up-to-date information regarding driving conditions and current construction updates along I-35.



In FY 2018, GDC continued to use out-of-home billboards and window/beverage clings.





GDCs messaging efforts included animated digital banners that ran as both paid media and added-value. The digital components for desktop and mobile audiences also helped to fill in any relevant gaps in safety messaging that exist in the current library of assets. Digital pre-roll videos featuring the I-35 Works Zone PSA were also run through the paid media buy.



Energy

During FY 2018, traffic and production within the Energy sector slightly decreased, but our messaging remained important. With less traffic on rural roads, GDC continued with a strategic safety message to *Stay Alert, Stay Alive*. This message was focused toward the areas that were more dangerous due to narrow, two-lane roads where large trucks were coming towards smaller vehicles. GDC continued utilizing TV, radio, outdoor and gas pump toppers to get the message out.



Public Relations

On April 10, 2018, TxDOT kicked off Work Zone Awareness Week, the annual campaign held at the start of the spring construction season to urge safe driving through work zones. GDC prepared for Work Zone Awareness Week by coordinating a press conference, which was held at the TxDOT – Austin District Office. TxDOT Executive Director James Bass, District Engineer Terry McCoy, Texas Department of Public Safety Lt. Jason Reyes, Austin PD Assistant Police Chief Justin Newsom and Stacy Rose, from Texas Mutual (our campaign partner) each spoke during the conference, about how important safe driving is. GDC created a display of 199 bright orange safety cones on the Austin District grounds, that represented the 199 people who died in work zone crashes in 2017. The three large traffic safety signs and DPS and HERO vehicles also flanked the stage, along with TxDOT work crew teams dressed in their PPE clothing and the Texas Road Watchers experience was also activated following the press conference.

GDC also created a press template, a media alert template, talking points/FAQs and a PIO kit. This kit contained a “Humans at Work” concept with four (4) work zones signs and a *Be Safe. Drive Smart.* banner to be used by PIOs in district press events.



GDC also developed the following materials:

- Talking Points and localized Media Alerts for the Friday Night Road Watchers Tour
- Talking Points and localized Media Alerts for the Spring Texas Road Watchers Tour
- Statewide Release and Talking Points for the My35.org Sweepstakes
- Talking Points for School Zone Safety
- Talking Points for Winter Weather
- Talking Points for Turn Around, Don't Drown
- Talking Points for Aggressive Driving

Grassroots

For 2017 – 2018, GDC continued the successful Texas Road Watcher interactive experience, based upon changing people's perspective to draw attention to safe vs. unsafe driving behaviors. The box truck contained the front half of a car, including drivers and passenger seats where two contestants observed the behavior of the driver and the situations and conditions of the road. Their positions in the back seat allowed them to interact with the screen when they recognized unsafe behavior. The game kept score and named a winner, who received a prize. Built in social sharing via a framed photo sent to participants' emails allowed them to share the message with their families and friends.

The Texas Road Watcher interactive experience visited 17 districts between January – June 2018, which included the following festivals and community events:

- Dallas Maverick Game (1/24/18)
- Ft Worth Stock Show & Rodeo (1/27/18)
- San Angelo Rodeo (2/3/18)
- Buc-ee's Temple (2/10/18)
- Jalapeno Festival (2/17/18)
- San Antonio Stock Show & Rodeo (2/24/18)
- Rio Grande Valley Livestock Show & Rodeo (3/10/18)
- Shamrock Festival (3/17/18)
- Austin Stock Show & Rodeo (3/24/18)
- Buc-ee's New Braunfels (3/31/18)
- Midland Rockhounds Baseball (4/7/18)
- DeSoto Public Library Teen Summit (4/28/18)
- Red Dirt BBQ & Music Festival (5/5/18)
- Buc Days in Corpus Christi (5/12/18)
- Chihuahua Baseball (5/18/18)
- Buc-ees Texas City (5/26/18)
- Amarillo Venom Football (6/2/2018)
- Texas Blueberry Festival (6/9/18)

At each event, a three-member outreach team, wearing *Be Safe. Drive Smart.* t-shirts, circulated through the crowds handing out *Be Safe. Drive Smart.* push cards and directed people to the Texas Road Watcher truck to experience the game. 737 games were played by 1,460 players. While all participants received push cards with messaging aligned with the *Be Safe. Drive Smart.* Campaign, winners also received a gift card from community sponsors such as Whataburger, Landry's, Texas Roadhouse or Sonic, amongst others.

Partnerships

At each grassroots event, contestants who played the Texas Road Watcher interactive experience and won was invited to spin the prize wheel for a chance to win gift cards and coupons from area restaurants, entertainment venues and retailers.

Hard Match - FY 2018 *Be Safe. Drive Smart.* Campaign

Paid Media Type	Hard Match for Paid Media Placements - <u>Estimate</u>	Hard Match for Paid Media Placements - <u>Actual</u>
TV/Cable	\$137,741.08	\$137,352.35
Radio	\$395,208.70	\$391,212.42
Out-of-home	\$786,400.00	\$789,000.00
Digital/Online	\$165,025.44	\$165,015.97
Paid Media Sub-total	\$1,490,475.22	\$1,488,680.74
Earned Media Type	Earned Media Match - <u>Estimate</u>	Earned Media Match - <u>Actual</u>
Public Relations	\$1,500,000.00	\$2,648,086.55
Social Media	NA	\$282,310.09
Earned Media Sub-total	\$1,500,000.00	\$2,930,396.64
Total Match	\$2,990,475.22	\$4,419,077.38



**FY 2018 *Save Me with a Seat* Child Passenger Safety Campaign
July 1, 2018 through September 30, 2018**

Motor vehicle crashes are a leading cause of death among children. In Texas, 103 children younger than age 13 were killed in traffic crashes in 2017, and another 819 were seriously injured. The Texas Department of Transportation's annual *Save Me with a Seat* public awareness campaign is aimed at saving lives by reminding parents and caregivers that the best way to keep young children safe when riding in vehicles is to make sure they're properly secured in a child safety seat.

Most parents believe they are doing the right thing when it comes to buckling up their kids, but according to NHTSA research most aren't using child safety seats correctly or have chosen the wrong safety seat for their child's size. As part of its September 2018 child passenger safety campaign, TxDOT made a special push to encourage parents to take advantage of the free safety seat inspections offered year-round at TxDOT district offices.

The FY 2018 campaign began in July with the statewide distribution of television and radio public service announcements and culminated in a media relations and grassroots outreach tour in targeted markets in the weeks leading up to Child Passenger Safety Week, September 23–29. Paid digital advertising and an outdoor PSA program also helped deliver campaign messages to parents, parents-to-be, caregivers, and any adult responsible for driving young children.

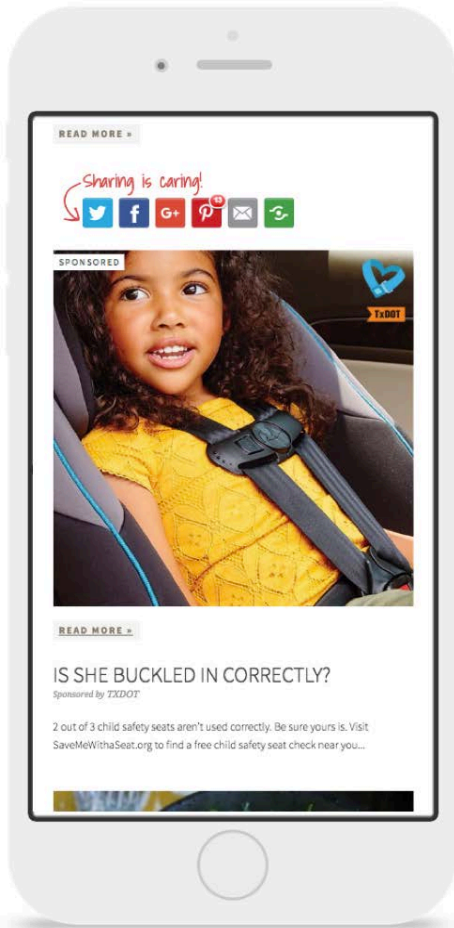
To save lives and prevent injuries, the *Save Me with a Seat* Campaign aimed to accomplish the following:

- Provide resources to educate parents about choosing the proper safety seat for their child.
- Help parents understand the importance of correctly installing their child's safety seat and find where to get a free, certified safety seat inspection.
- Increase public awareness of Texas laws related to child safety seats and buckling up.

Media Placements

The campaign combined paid digital and social media advertising with PSA placements of broadcast and outdoor creative materials. Through a partnership with the Texas Association of Broadcasters (TAB), the campaign’s English- and Spanish-language TV and radio PSAs were distributed to stations in each of the state’s media markets. TAB’s special public service program

guarantees a minimum 4 to 1 return on investment, and over a three-month period, the campaign’s “If You Love It, Click It” PSAs aired on 176 stations for a total airtime value of nearly \$1.65 million—generating a 20 to 1 return.



Through long-established relationships with billboard vendors, Sherry Matthews Advocacy Marketing also negotiated for free PSA placement of the campaign message on unsold billboard locations in targeted markets.

Paid digital media placements were an important campaign component, since parents get advice, tips, and guidance on child-rearing and safety in large part from online sources. Online and mobile ads, including paid social media posts, directed targeted audiences to SaveMeWithaSeat.org to get more information about child safety seats and to find the nearest TxDOT office where they can make an appointment to get a safety seat check-up.

Mommy bloggers in Austin, Dallas/Fort Worth, Houston, San Antonio, and Waco were also engaged to help spread child safety tips during Child Passenger Safety Week—weaving the messages into their content and social platforms.

Media Flight Dates: July 2 – September 30, 2018 (TV and radio PSA placements)
 September 1 – September 30, 2018 (digital ad placements)
 August – October 2018 (billboard PSA placements)

Target Audience: Primary: Adults 18–44 (parents and caregivers of young children)

Markets: Statewide

- Paid Media:**
- TV (English/Spanish)
 - Radio (English/Spanish)
 - Digital audio, video, blogger, banner, mobile, and social media ads (English/Spanish)
 - Billboards (English)

Summary of Media Placements for FY 2018			
Media	Cost	Description	Impressions
Texas Association of Broadcasters (TV and radio PSA placements)	\$80,000.00	30-second TV and radio PSAs in English and Spanish; total of 25,458 spots aired on 176 stations, valued at \$1,646,837.	N/A
Pandora digital radio	\$22,000.00	30-second audio spots in English and Spanish with companion digital banner ads.	2,344,215
Digital (online and mobile ads)	\$88,383.06	Static banner and pre-roll video ads, native mobile ads, search text ads, Facebook/Instagram video and static posts, and sponsored mommy blogs.	9,387,122
Outdoor PSAs (billboards)	\$0	14' x 48' billboard posted at no cost at 8 locations in Beaumont, Fort Worth, Houston, Waco/Temple, and Rio Grande Valley, with total value of \$36,765.	12,781,997

Added-Value Media

From July 2 to September 30, TV and radio stations throughout Texas aired a total of 25,458 English- and Spanish-language spots at no cost to the campaign, other than a small distribution and reporting fee. In addition, TAB member stations helped promote TxDOT’s *Save Me with a Seat* outreach events taking place in their area with radio liners and a radio remote in Houston. This donated media provided through the TAB’s public service program generated \$1,566,837 in matching funds.

The campaign also secured free PSA placement of its “If You Love It, Click It” billboard at eight locations in these targeted markets: Beaumont, Fort Worth, Houston, Waco/Temple, and the Rio Grande Valley. The only cost to TxDOT was for printing and posting the billboard vinyls. The total value of the eight placements between August and October was \$36,765.

Earned Media and Events

Earned media activities for FY 2018 included a statewide news release on September 4, with media pitching in every market across the state, and a series of outreach events at shopping malls in targeted cities. The selected cities were found to have the lowest child restraint usage rates in a 2017 observational study conducted by the Texas Transportation Institute.

Save Me with a Seat

Media and Outreach Tour 2018

Date	Location
Sept. 1	North East Mall, Hurst (Fort Worth area)
Sept. 5	Richland Mall, Waco
Sept. 8	Sunrise Mall, Brownsville
Sept. 15	La Palmera Mall, Corpus Christi
Sept. 22	Katy Mills Mall, Katy (Houston area)



The family-friendly events featured a campaign-branded, 10-foot-tall inflatable “Bernard the Bear” mascot in an oversized safety seat, a child measurement station, a story time area, and kids’ activities to keep children busy while local certified technicians demonstrated proper safety seat use and answered parents’ questions. Event staff also encouraged parents to make an appointment to have their child’s safety seat checked at a TxDOT district office. New campaign partner Build-A-Bear Workshop® supported the hands-on children’s activities, directed shoppers to the TxDOT events, and provided store coupons to families that stopped to learn more about keeping kids safe.

Local news media were invited to cover the events and schedule interviews with campaign spokespeople. In addition to the news release and event advisories, a media kit with a fact sheet, local statistics, and b-roll was distributed to media outlets in the targeted markets.

Earned media activities in FY 2018 generated 72 broadcast news segments valued at \$274,253. They also generated 37 online news stories valued at \$167,022 and 23 print articles valued at \$32,080. The total publicity value of news media coverage was \$473,355.



Social Media

Paid and organic posts on Facebook, Instagram, and Twitter asked parents to consider whether they are using child safety seats correctly and encouraged them to have their safety seats checked to be sure their kids are riding safely. The static and video posts—in English and Spanish—included the hashtags #SaveMeWithASeat and #Sálvameconunasiento and linked to the campaign website for safety information and a seat inspection locator.




Grassroots Support and Outreach

Campaign print collateral in English and Spanish, including information cards, posters, and *Bernard in the Backseat* storybooks, were distributed to traffic safety specialists (TSSs) in each of TxDOT's 25 districts and the following campaign partners:

- Texas A&M AgriLife Extension Passenger Safety Program
- El Paso Children's Hospital
- Hillcrest Baptist Medical Center
- Texas Children's Hospital
- Injury Prevention Center of Greater Dallas
- Dell Children's Medical Center of Central Texas
- Euless Police Department Community Services Division
- San Antonio Public Library Foundation





In addition, the campaign offered libraries across the state the chance to order the bilingual *Bernard* storybooks through a partnership with the Safe Riders program of the Texas Department of State Health Services and its online materials distribution system.

Bernard storybooks were also made available to all 35 Build-A-Bear Workshop stores in Texas for distribution to customers on National Seat Check Saturday at the conclusion of Child Passenger Safety Week.

Build-A-Bear Workshop stores throughout Texas distributed Bernard in the Backseat storybooks in September.

Overall Campaign Value

Free TV, radio, and billboard PSA placements donated through partnerships with the Texas Association of Broadcasters and outdoor media vendors, valued at \$1,603,602, combined with the \$473,355 in earned media from public relations activities contributed \$2,076,957 to the overall value of TxDOT's FY 2018 *Save Me with a Seat* efforts and exceeded federal matching funds requirements.



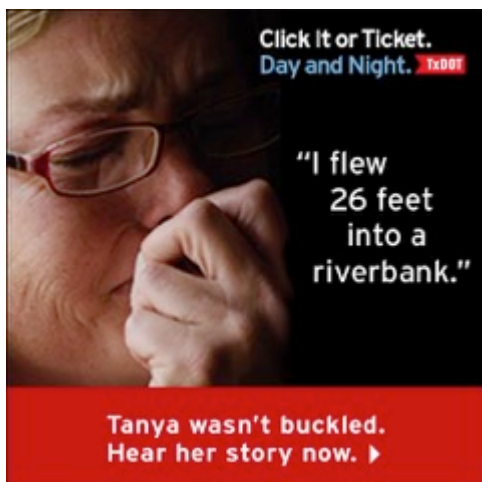
**FY 2018 *Click It or Ticket* Public Information and Education Campaign
October 1, 2017 through September 30, 2018**

According to the National Highway Traffic Safety Administration (NHTSA), Texas is one of only 23 states that have achieved at least 90 percent statewide seat belt usage. NHTSA also estimates that the *Click It or Ticket* initiative in Texas has saved 5,473 lives, prevented more than 95,500 serious injuries, and saved more than \$20.7 billion in related economic costs in the period from its inception in 2002. However, in many Texas cities, nighttime restraint rates drop precipitously. In 2017 there were still 2,558 reportable motor vehicle crashes in Texas in which unrestrained vehicle occupants sustained fatal or serious injuries. Many of these fatalities and serious injuries might have been prevented by simply buckling up. In fact, wearing a seat belt reduces the risk of a fatal injury to a person in the front seat of a passenger car by 45 percent. For those in pickup trucks, which are more likely to roll than passenger vehicles, the risk of fatal injury is reduced by up to 60 percent.

In FY 2017, TxDOT created new, hard-hitting TV and radio public service announcements featuring survivors of traffic crashes in which seat belts played a central role. These consequence-focused messages were combined with enforcement-based messages emphasizing nighttime seat belt use. The FY 2018 bilingual, multimedia campaign included extensive paid media and earned media strategies as well as a sports marketing partnership with FOX Sports Southwest.

Paid Media

Paid media for the FY 2018 *Click It or Ticket* campaign focused on a two-week period from May 21 through June 3, 2018, with some elements, such as sports marketing, beginning in early May and



extending throughout the summer. The media mix included radio and out-of-home advertising, both proven strategies for reaching people in vehicles when an enforcement message is particularly relevant. Digital ads, targeted TV, sports marketing, and event marketing were also used to reach young people, pickup truck drivers, and passengers with a strong enforcement-based message. The Spanish-language radio, TV, and digital ads delivered messages to bilingual and non-English-speaking Hispanics.

Sherry Matthews Advocacy Marketing continued to build upon its successful partnership with FOX Sports Southwest with the “Safe

Pandora mobile ad

Days of Summer” program, which ran throughout the Texas Rangers baseball season and into the Big XII football season. This program ran for five months and included PSA spots featuring FOX Sports announcer talent, on-air and on-screen announcements, social media posts, and giveaways.

The Professional Bull Riders (PBR) association, with nine events across the state, continued to be an optimal way to educate our target audience of males ages 18-34, especially those who drive pickup trucks. These events included elements ranging from banners and videos to event program ads and announcer mentions.

Paid Media Overview

Media Flight Dates: TV: May 21 – June 03, 2018
FOX Sports Southwest TV: May 21 – June 03, 2018
FOX Sports Southwest Partnership: May 01 – September 30, 2018
Radio: May 21 – June 03, 2018
Outdoor billboards: May 07 – June 24, 2018
Pumptoppers and window clings: May 07 – June 03, 2018
Sports marketing: May 07 – September 30, 2018
Event marketing: May 12 – September 08, 2018
Interactive and mobile: May 01 – June 03, 2018

Target Audience: Primary: Adults 18-34, with an emphasis on males
Secondary: Adults 35+

Media Markets: Statewide, with emphasis on the following counties: Collin, Smith, Grayson, Fannin, Eastland, Colorado, San Patricio, Dimmit, Galveston, Montgomery, Walker, Ward, Dallas, Tarrant, Wichita, Bexar, Travis, Hidalgo, Harris, Ft. Bend, Liberty, and El Paso

Paid Media:

- Spot 30-second and 15-second TV (English and Spanish)
- Spot 30-second radio (English and Spanish)
- Spot 15-second and 10-second radio traffic sponsorships (English and Spanish)
- FOX Sports Southwest – Texas Rangers pre-game billboard, 30-second and 15-second TV spots during Texas Rangers and Big XII football, 15-second PSA spots, “Safe Days of Summer” promotion, and social media posts
- Professional Bull Riders (PBR) arena signage and announcer mentions
- Minor league baseball stadium signage, radio spots, and PSA spots
- Billboards
- Gas station pumptoppers
- Online and mobile video and banner ads and pre-roll video, Pandora online and mobile ads, and Facebook promoted static and video posts



This digital ad features a call to action to watch a real story that emphasizes the importance of nighttime seat belt use.

Paid Media Summary, Click It or Ticket Campaign, FY 2018

Media	Budget	Description	Impressions
TV	\$379,192	30-second and 15-second TV spots in Austin, Beaumont, Dallas/Fort Worth, El Paso, Houston, Laredo, Midland/Odessa, Rio Grande Valley, San Antonio, Tyler, Waco, and Wichita Falls markets. Total of 7,734 spots in English and Spanish.	50,759,000
	\$296,585	FOX Sports Southwest Network statewide, Texas Rangers pre-game, in-game, and post-game features, 30-second and 15-second spots.	54,419,500
Radio	\$162,994	30-second and 15-second radio spots on 122 stations in Abilene, Amarillo, Austin, Beaumont, Bryan, Corpus Christi, Dallas/Fort Worth, El Paso, Houston, Killeen/Temple, Laredo, Lubbock, Lufkin/Nacogdoches, Midland/Odessa, Rio Grande Valley, San Angelo, San Antonio, Tyler, Waco, and Wichita Falls markets. Total of 8,384 spots in English and Spanish.	50,212,000
	\$55,934	Radio traffic, weather and news sponsorship 10-second and 15-second spots in English and Spanish in Austin, Dallas/Fort Worth, El Paso, Houston, Rio Grande Valley, and San Antonio.	
Outdoor (Billboards)	\$147,460	Outdoor billboards at 48 locations in Abilene, Amarillo, Austin, Beaumont, Brownwood, Bryan/College Station, Corpus Christi, Dallas/Fort Worth, El Paso, Houston, Laredo, Lufkin/Nacogdoches, Lubbock, Midland/Odessa, Rio Grande Valley, San Angelo, San Antonio, Sherman, Texarkana, Tyler/Longview, Victoria, Waco/Temple, and Wichita Falls.	94,950,771
Outdoor (Gas Station Pump-toppers)	\$58,045	Pumptoppers and window clings at 248 locations in Abilene, Amarillo, Austin, Beaumont, Brownwood, Bryan/College Station, Corpus Christi, Dallas/Fort Worth, El Paso, Houston, Laredo, Lubbock, Lufkin, Midland/Odessa, Rio Grande Valley, San Angelo, San Antonio, Sherman, Texarkana, Tyler/Longview, Victoria, Waco/Temple, and Wichita Falls.	13,624,520
Minor League Baseball	\$95,800	Partnership with 7 teams that includes in-stadium banners, 30-second video spot, radio spots in-game broadcasts, PA announcements, and other campaign messaging.	15,402,217
Professional Bull Riders	\$12,600	Chute and arena signs, PA announcements, 30-second spot on video screen, and other campaign messaging at nine events throughout Texas.	261,800
Digital	\$139,654	Statewide; video and static banner ads on online ad networks, banner ads on mobile ad networks, Facebook newsfeed ads, Pandora digital radio ads, Waze and GasBuddy banner ads.	23,216,479
TOTAL	\$1,348,264		302,846,287

Added Value

Added value achieved through negotiations with media vendors exceeded TxDOT's investment in paid media for the *Click It or Ticket* campaign. Bonus (free) TV and radio spots were valued at \$622,462. Added value amounts from out-of-home advertising totaled \$357,491 and included billboard overrides, bonus gas station window clings, and negotiated lower monthly rates. Sports marketing including Professional Bull Riders events, minor league baseball, and a FOX Sports Network Southwest media buy contributed a combined \$1,160,041 in added value. The total added value generated by paid media was \$2,139,994.



Professional Bull Riders banner

Earned Media

Throughout May, TxDOT held media events in cities across Texas to educate the public on the lifesaving benefits of buckling up. The series kicked off with a press event in Austin and continued to Dallas, Houston, Tyler, San Antonio, Laredo, Edinburg, Corpus Christi, El Paso, Odessa, Abilene, Wichita Falls, and Sherman. Each event highlighted the devastating loss suffered by the Mills family when they lost their daughter Kailee. The event featured a backdrop of 929 pairs of white "ghost" shoes—a reminder of the lives lost due to unbuckled fatalities in 2017 on Texas roads.



Launch press conference at Texas Capitol, May 1, 2018

The 13 media events and news releases generated 462 TV and radio news segments valued at \$1,115,578, 62 print articles valued at \$607,581, and 343 online news stories valued at \$16,007,881. Combined, the earned media produced more than 358 million impressions. The total publicity value of news media coverage of the campaign was \$17,731,040.

Social Media

Social media is an integrated part of the campaign's awareness efforts. Paid social media posts captured in the paid media section above play a crucial role in reaching our target audiences with the campaign's messages. In addition, organic social media posts extend that awareness. Video posts ranging from a rollover crash simulation without seat belts to survivors' testimonials about crashes urging people to buckle up generated thousands of social media engagements for this year's campaign. In April and May, posts reached 2,382,444 people.

Using the values provided by TxDOT for likes, shares, comments, and video views on Facebook, Twitter, and other social media sites, the total earned media value generated by the campaign's social media activities was \$5,830.



Facebook post

Outreach and Partnerships

TxDOT distributed thousands of informational cards, informative hand fans, and notepads plus hundreds of campaign posters to Traffic Safety Specialists in its district offices to support public education efforts. Campaign partners such as the Associated General Contractors, Texas AgriLife Extension, Texas Municipal Police Association, AAA, and the National Safety Council also distributed collateral and social media messages.



Bilingual, informational hand fans produced in English and Spanish

Overall Campaign Value

In FY 2018, TxDOT spent \$1,999,844 on the *Click It or Ticket* campaign. The added value from paid media vendors totaled \$2,139,994. Earned media and social media activities contributed \$17,736,870. Combined, these totaled \$19,876,864 in overall value for the *Click It or Ticket* campaign in FY 2018. For every dollar TxDOT invested in the program, it saw an approximate \$9.95 return on investment in added value.



High School Pledge Banner

FY 2018 *Teen Click It or Ticket* Campaign December 2017 through June 2018

Teen drivers in Texas have the highest incidence of unbuckled fatalities. In 2016, 269 teens died in traffic crashes in the state, and 42 percent of them weren't wearing a seat belt. Even teens that may have always buckled up as passengers in their parents' vehicles may not be as diligent when they become the driver or are riding with their peers. The Texas Department of Transportation's *Teen Click It or Ticket* campaign is aimed at convincing teen drivers and passengers to wear their seat belt on every single trip by reminding them what's at stake if they don't always buckle up.

The FY 2018 campaign combined grassroots outreach to students at hundreds of high schools across the state with public service announcements, digital advertising, and media relations to reach teens who put themselves at risk because they don't always buckle up. Since teens spend much of their time on their smartphones, mobile ads and social media were major components of the marketing and communications efforts.

The communications strategy for the campaign had three parts:

- Raise awareness of the benefits of always buckling up.
- Use peer-to-peer messengers to deliver campaign messages.
- Engage teens through social media, games, quizzes, and special events to educate them about the importance of using seat belts whether they're the driver or passenger.

Media Placements

Through a media partnership with the Texas Association of Broadcasters (TAB), the campaign’s television and radio PSAs were distributed to general market and Spanish-language stations in each of the state’s media markets. TAB’s special public service program guarantees a minimum 4 to 1 return on investment, and over a three-month period, the campaign’s “If You Love It, Click It” PSAs aired on 149 stations for a total airtime value of more than \$1.4 million—generating a 17 to 1 return.



“If You Love It, Click It” TV PSA

Paid digital media placements supplemented the TAB program to build frequency and deliver messages where teens get much of their information—online and on social media. A large percentage of the digital placements included short video clips on platforms that target teens on their smartphones such as Facebook, Instagram, Snapchat, and YouTube.

Media Flight Dates: March 5 – June 3, 2018 (TV and radio PSA placements)
March 1 – May 2, 2018 (digital ad placements)

Target Audience: Teens and young adults ages 15–20, plus influencers including parents, family and friends, teachers, and coaches

Markets: Statewide

Paid Media: TV (English/Spanish)
Radio (English/Spanish)
Digital video, banner, and social media ads (English)

Summary of Media Placements for FY 2018			
Media	Cost	Description	Impressions
Texas Association of Broadcasters (TV and radio PSA placements)	\$80,000.00	30-second TV, 30-second radio, and 15-second radio PSAs in English and Spanish; total of 22,617 spots aired on 149 stations, valued at \$1,413,096	N/A
Pandora digital radio	\$20,000.00	15-second and 30-second audio spots and companion banner ad	3,017,866
Digital	\$107,721.50	Facebook/Instagram static and video ads; Snapchat Geofilters; Snapchat, YouTube, and Twitch video ads; mobile banners ads	25,374,837

Added-Value Media

From March 5 to June 3, TV and radio stations throughout Texas aired a total of 22,617 English- and Spanish-language spots at no cost to the campaign, other than a small distribution and reporting fee. This donated media provided through the TAB's public service program generated \$1,333,096 in matching funds for the campaign.

Earned Media and Events

This year's *Teen Click It or Ticket* campaign kicked off in March with a statewide news release and an all-teen press conference at Memorial High School in Houston, followed by five experiential outreach events at high schools and UIL high school sports championship tournaments.

On display at each event was a mangled pickup truck involved in a rollover crash that two Texas teens survived with only minor scratches thanks to their seat belts. Visitors were able to watch the survivors tell



their compelling story at video kiosks in front of the truck. Capitalizing on the popularity of digital experiences, the events also featured a new “If You Love It, Click It” virtual reality game in which teens race to buckle up an assortment of people and things as fast as they can.

<i>Teen Click It or Ticket</i> Media and Outreach Tour 2018	
Date	Location
March 22	Memorial High School, Houston
March 27	Eastern Hills High School, Fort Worth
March 29	Dr. Cano Freshman Academy, Harlingen
May 11	UIL Track & Field Championships, Austin
June 2	UIL Softball Championships, Austin
June 9	UIL Baseball Championships, Round Rock

Sherry Matthews Advocacy Marketing partnered with Texas-based Teens in the Driver Seat to identify high school students who could serve as press event speakers, peer ambassadors at outreach events, and campaign spokespeople, delivering the message to fellow students that seat belts are their best defense against injury or death in a crash. The selected teen leaders in Houston, Fort Worth, Harlingen, and Austin participated in media training sessions via live webinar to prepare for the events and local news interviews. The impact of this partnership was impressive, resulting in more than 200 news stories.

Although the outreach events were primarily intended for one-on-one interactions with teens, their teachers, and their families, local news media were also invited to cover them and schedule interviews with campaign spokespeople. In addition to media advisories, a media kit with a fact sheet, local statistics, and b-roll was distributed to media outlets in the state’s major markets.

Earned media activities in FY 2018 generated 82 broadcast news segments valued at \$265,022. They also generated 65 online news stories valued at \$106,914 and 64 print articles valued at \$30,183.

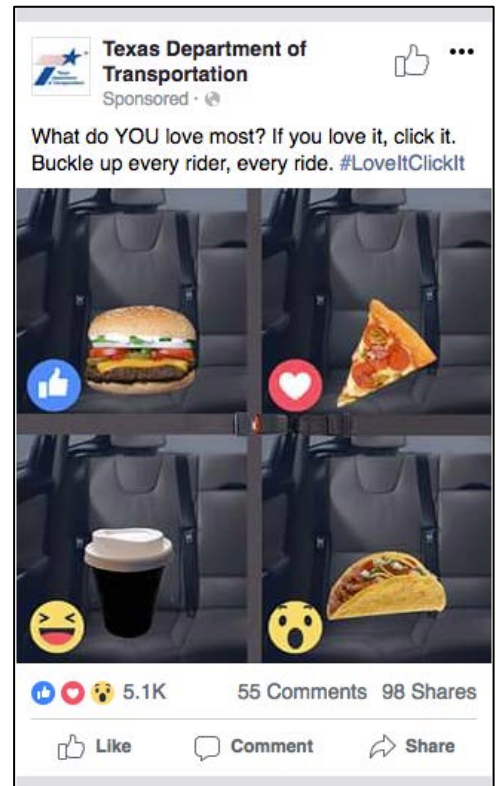
The total publicity value of news media coverage was \$402,119.

Social Media

Using the #LoveItClickIt brand platform, the campaign reached the target audience on social media and reminded them that buckling up protects the people they love most. Facebook and Instagram posts alone generated 120,599 reactions, 862 comments, and 1,612 post shares.

Paid posts on platforms popular with teens and young adults between the ages of 15–20 included the following:

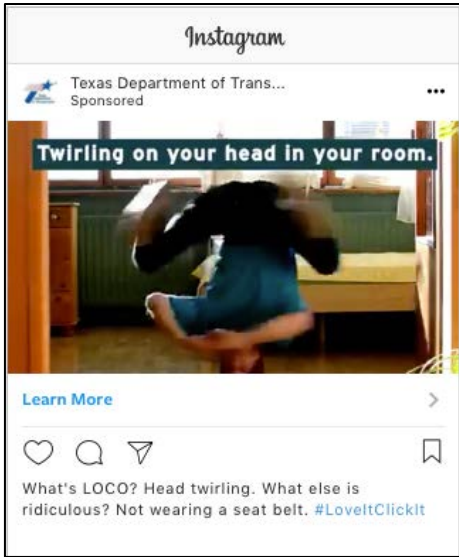
- Short video clips on Facebook, Instagram, Snapchat, YouTube, and Twitch. One series of clips titled “Ridiculous” used humorous YouTube-style videos to highlight things that are almost as ridiculous as not buckling up. Paid video posts on Facebook and Instagram resulted in 282,127 views at 100 percent.
- Snapchat Geofilters customized for the high schools that hosted outreach events. Teens at those schools were encouraged to take a selfie with the campaign-branded filter during events to spread the message among their followers.
- Facebook reaction polls, which generated more than 95,000 reactions.
- Static mobile banner ads that linked to the campaign’s new “Are you a person of the belt?” online quiz.



Facebook Reaction Poll



Mobile Banner Ad



In addition to paid posts, campaign messages were shared organically on TxDOT's network of social media profiles on Facebook, Twitter, and YouTube and through partners such as Teens in the Driver Seat and law enforcement agencies.

Using the values provided by TxDOT for likes, shares, comments, video views, and third-party posts on Facebook, Twitter, and YouTube, the total earned media value generated by the campaign's organic social media activities in FY 2018 was \$7,475.

Grassroots Support and Outreach

A core component of the *Teen Click It or Ticket* campaign is grassroots outreach to Texas high schools. In FY 2018, we expanded the distribution of the campaign's high school outreach kits from 1,000 to 1,200 participating schools. Each "If You Love It, Click It" toolkit contained a pledge banner, posters, yard signs, and an implementation guide that included scripts for PA announcements, social media posts, ideas for student activities, and links to downloadable materials.



High School Yard Sign

We enlisted the support of Pizza Hut to provide free pizza coupons as incentives for students to participate in activities promoting seat belt use. Twenty-five co-branded coupons featuring campaign

messaging were sent to each of the 1,200 schools—a total of 30,000 coupons with a value of \$7 each.



Respondents to an online survey sent to participating high schools reported using most of the toolkit materials, with posters, yard signs, and the Pizza Hut coupons the most used. Nearly half said

they promoted the campaign for one to two weeks, and 44 percent held campaign-related activities at their school for three or more weeks. In addition, 45 percent sought additional information or resources from the campaign website.

Overall Campaign Value

Free PSA placements donated through a partnership with the Texas Association of Broadcasters, valued at \$1,333,096, combined with the \$409,594 in earned media from public relations and social media activities contributed \$1,742,690 to the overall value of TxDOT's FY 2018 *Teen Click It or Ticket* efforts and exceeded federal matching funds requirements.



**FY 2018 Motorcycle Safety Awareness *Look Twice for Motorcycles*
Public Information and Education Campaign**

October 1, 2017 through September 30, 2018

With Texas's growing population and increased number of vehicles, motorists are likely to find themselves sharing the road with motorcycle riders. Heavier traffic volume increases the risk of crashes between motorcycles and motor vehicles, which can be catastrophic for the motorcyclist. According to the National Highway Traffic Safety Administration (NHTSA), motorcyclist fatalities occurred nearly 28 times more frequently than passenger car occupant fatalities in motor vehicle crashes.

In 2017, crashes killed 501 and seriously injured another 2,101 motorcyclists in Texas. Intersections are particularly risky areas for serious crashes involving motorcycles. From 2010 to 2015, 25 percent of crashes involving motorcycles occurred when one vehicle turned left in front of an oncoming motorcycle, likely due to the driver not seeing the oncoming motorcycle. Motorcycle crashes also are more severe than other types of crashes because motorcycles lack the protective and safety features of other vehicles.

For these reasons, TxDOT has made motorcycle safety a priority by continuing its public education campaign aimed at motorists. As part of National Motorcycle Safety Awareness Month each May, the TxDOT's "Share the Road: Look Twice for Motorcycles" campaign urges drivers to watch carefully for motorcycles. Launched in 2010, this campaign seeks to remind motorists that they must take extra precautions to "see" motorcycles on the road. The campaign urges drivers to:

- Look twice for motorcycles, especially at intersections.
- Always assume motorcycles are closer than they appear.
- Avoid turning in front of an oncoming motorcycle.
- Use turn signals and check blind spots before changing lanes.
- Avoid following a motorcycle too closely.
- Give motorcyclists a full lane.
- Obey posted speed limits.

For 2018, campaign components included spot radio, TV and radio PSAs, outdoor, online advertising, social media, and earned media activities.

Paid Media

TxDOT's FY 2018 paid media campaign targeted drivers ages 18 to 54 in both English and Spanish statewide, with emphasis in the six key markets with the most motorcycle crashes. In these six markets, the campaign featured radio spots, billboards, and gas station pumptoppers. It also used digital ads, Pandora digital radio, pre-roll videos, and Facebook promoted posts along with TV and radio public service announcements (PSA) placements to extend the messages statewide. The paid media campaign ran throughout May—Motorcycle Awareness month—with the message focused on reminding motorists to take extra precautions to check for motorcycles. PSA messages continued throughout the summer.

Target Audience: All drivers, 18 - 54

Markets: Austin, Dallas/Fort Worth, El Paso, Houston, San Antonio, and Waco
Statewide—digital buy and PSA distribution only

Media: Spot 30-second and 15-second radio (English and Spanish)
Spot 30-second and 15-second TV PSAs (English and Spanish)
Billboards and pumptoppers (English and Spanish)
Online and mobile video and banner ads and pre-roll video, Pandora ads (English and Spanish), and Facebook promoted posts

Media Flight Dates: Radio: 4/30/18 - 5/20/18
Billboards and pumptoppers: 4/30/18 - 5/27/18
Interactive and mobile: 5/1/18 - 5/31/18
PSA TV and radio: 5/1/18 - 9/30/18

2018 Paid Media Summary, *Look Twice for Motorcycles*

Media	Budget	Description	Impressions
Radio	Spot Radio: \$91,765 Lone Star/TSN Network: \$15,000	30-second and 15-second radio spots on 51 stations in Austin, Dallas/Fort Worth, El Paso, Houston, San Antonio, and Waco markets. Total of 3,481 spots in English and Spanish. 30-second spots distributed to 115 Texas State Network affiliates and 75 top-rated English and Spanish-language Lone Star Radio Network affiliates.	31,764,000
Billboards	\$96,500	Outdoor billboards at 23 locations in Austin, Dallas/Fort Worth, El Paso, Houston, San Antonio, and Waco/Temple/Killeen.	73,167,722
Gas Station Ads	\$27,500	Pumptoppers at 110 locations in Austin, Dallas/Fort Worth, El Paso, Houston, San Antonio, and Waco/Temple/Killeen.	6,067,600
Digital	\$50,404	Statewide; pre-roll video, banner ads on mobile ad networks, Pandora digital radio ads, Waze App mobile banner ads, and Facebook video and static banner newsfeed ads.	8,742,623
TOTAL	\$281,169		119,741,945

Public Service Announcements

Television and radio public service announcements were sent to stations statewide, and stations were urged to air the messages throughout the summer. During May – September, 36 stations in eight markets aired 5,212 spots valued at \$1,029,290 in donated airtime.

Added Value


Paid media added value services in the form of bonus spot rotations, bonus billboards, pumptopper overrides, and bonus gas station window clings plus added-value clicks and impressions online totaled \$291,781. This added value from paid media, combined with added value of \$1,029,290 from PSA placements that ran throughout the summer (described above), totaled \$1,321,071 for the campaign.

Earned Media

TxDOT distributed English and Spanish news releases to news outlets throughout Texas and conducted a press conference launch event in El Paso. In addition, media interviews were pitched in the eight media markets hosting events, including El Paso, San Antonio, Corpus Christi, Austin, Waco/Temple, Houston, Dallas/Fort Worth, and Midland. Talking points and fact sheets in English and Spanish were provided to local contacts along with b-roll in each market. Combined, earned media in broadcast, print, and online coverage made more than 8.4 million impressions and generated \$693,415 in public relations value for the “Look Twice” message.



Campaign launch press conference in El Paso



Social media road sign

Social Media

Social media proved to be a successful outreach avenue in this campaign, with posts on Facebook and Twitter generating thousands of engagements. Video posts were used to remind the public how hard it is to see a motorcycle on the road. These posts were designed drive home the “Look Twice” message. Other static posts were created that featured road sign-type graphics reminding people that each motorcycle rider is someone else’s loved one.

Facebook posts, tweets, and YouTube videos reached 5,942,362 people. Of that total, paid posts reached 1,377,725 people, generating 83,074 post reactions, 1,729 comments, and 18,310 post shares. The value of social media match in April and May equaled \$58,209.

Outreach and Partnerships

The campaign held eight outreach events, which produced more than 25,000 interactions. The events featured a large inflatable motorcycle, a branded Camaro for the “Look Twice” virtual reality game participants, and a large “Look Twice” sculpture for photo opportunities.

Date	City	Location
April 26	El Paso	Southwest University Park
April 28	San Antonio	Wolff Stadium
April 29	Corpus Christi	Whataburger Field
May 4	Austin	Dell Diamond
May 5	Temple	Central Texas Airshow
May 6	Houston	Constellation Field
May 18	DFW-Frisco	Dr Pepper Ballpark
May 19	Midland	Security Bank Ballpark



Event activation with new VR game

In addition to working with statewide partners such as the National Safety Council and Texas Municipal Courts Education Center, the FY 2018 Motorcycle Safety Awareness campaign conducted outreach to, or partnered with, more than 54 organizations—motorcycle clubs, police/military groups, Harley Davidson owners groups, and motorcycle retailers—to promote attendance at the launch event in El Paso and share campaign messaging. The campaign distributed 3,000 posters, 9,500 informational cards, 15,500 paper eyeglasses, 15,000 notepads, 11,500 game cards, and 10,000 bumper stickers to partners across the state, including SafeWay Driving schools for teens/adults and TxDOT Travel Information Centers.* The campaign also secured donated coupons valued at \$4,700 from four popular restaurant partners to award as prizes at outreach events.

* Note: many of these items were printed with state vs. federal funds.

Overall Campaign Value

In FY 2018, TxDOT spent \$642,806 on the *Look Twice for Motorcycles* campaign. With \$291,781 in paid media added value, \$1,029,290 in PSA added value, and \$693,415 in earned media added value, and \$58,209 in social media value, the *Look Twice for Motorcycles* public information and education campaign garnered a total of \$2,072,695 in overall added value during the campaign period. For every dollar TxDOT invested in the campaign, it saw an almost \$3.22 return on investment in added value.



Partner social media post

**SECTION FIVE -
2018 TEXAS TRAFFIC SAFETY AWARENESS SURVEY**

Texas Statewide Traffic Safety Awareness Survey

Key Findings of 2018

- The Click It or Ticket message was the most highly recognized of 11 traffic safety campaign messages.
- Ninety-five percent of respondents reported they always or nearly always use their seat belt.
- Impaired driving enforcement campaign messages are seen and heard by Texas drivers, as evidenced by the majority of Texans surveyed who said they had read, seen or heard an impaired driving and seat belt enforcement message in the past 30 days.
- Most Texas drivers believe it is very likely that impaired drivers will be arrested.
- Less than half of those surveyed (45.2 percent) knew the legal BAC limit for intoxication in Texas, with 32.2 percent saying they were not sure what the limit is.
- Self-reported cell phone use among drivers is most common relative to other traffic safety risk behaviors, with second most common being texting while driving. Almost one-third (32.9 percent) of respondents said they sometimes or regularly talk on their cell phone while driving.
- Nineteen percent of drivers reported regularly or sometimes texting while driving in the past 30 days, a decrease from 20 percent reported in 2017.
- Over 40 percent of drivers admit they sometimes exceed the speed limit—42.2 percent by five miles per hour on local roads and 43.5 percent by five miles per hour sometimes or more frequently on highways with 70 miles per hour speed limits. Almost eight percent of drivers said they had sometimes or regularly driven 15 miles per hour over the speed limit on residential streets in the last 30 days. Over 15 percent said they had sometimes or regularly driven 15 miles per hour over the speed limit on freeways or highways in the past 30 days. Speeding on local roads is a core performance measure that decreased in 2018 from 2017.
- The most often cited influence on reducing cell phone use and impaired driving behavior is fear of injury to themselves or others. The least often cited influence is an employer policy.

Texas Statewide Traffic Safety Awareness Survey 2018 Results

Introduction

The Texas Department of Transportation (TxDOT) contracted with the Texas A&M Transportation Institute (TTI) to conduct a 2010 baseline survey and follow-up surveys in subsequent years, to track driver attitudes and awareness of traffic safety programs in Texas. The Governors Highway Safety Association (GHSA) and the National Highway Traffic Safety Administration (NHTSA) recommend this type survey for measuring performance goals developed and implemented in highway safety plans. A white paper that preceded federal regulations to establish minimum performance standards states that “surveys can provide valuable information from drivers or the general public that can’t be obtained any other way.” This information can include views on the priorities of various traffic safety issues and on potential law or policy changes, knowledge of laws and penalties, perceptions of enforcement, awareness of recent enforcement and media campaigns, and self-reported behavior. Therefore, NHTSA recommends a core set of questions and guidelines for conducting these type surveys.

TTI has followed the recommendations and developed a sampling plan and questionnaire that includes the core questions recommended by NHTSA. This report describes the survey methodology and provides results for the performance measurement survey conducted in 2018. Changes from earlier years’ survey results are also discussed.

Survey Method

Among the recommended survey methods is a pen and paper survey at Driver License (DL) offices. DL office surveys offer the advantage of access to a reasonably representative sample of drivers and are more cost-effective than other surveys for this type of data collection. Also, as pointed out in the NHTSA Driver Survey white paper, DL office surveys have low refusal rates (10-30 percent or less), and the core questions plus additional questions can be asked easily on one page front and back for a quick and efficient data collection effort.

Sample/Site Selection

The sample obtained from the DL office survey is a convenient sample of Texas residents, rather than a random representative sample. A random representative sample would contain all the drivers in the state as a sampling pool from which respondents would be randomly drawn and surveyed. In this way, statistical error estimates and confidence intervals could be calculated. Due to time and budget constraints, however, TTI relied on the convenient sample to generate a sample size large enough to generate meaningful data from four regions of the state, rather than a truly random sample. As indicated in the description of respondent characteristics in the section below, the sample mirrors the Texas population demographics reasonably. No weights have been applied to the data to account for geographic or demographic representation.

The 2010 baseline sampling plan considered that TxDOT grouped its 25 district offices into four regional areas for administrative purposes at the time. The map below illustrates the four regions, which also formed the first level of the TTI survey sampling plan. Three survey sites were initially selected in each of the four regions, as shown in Figure 2. The 2015 survey was expanded to include sites in smaller cities which have been included in subsequent years. Six additional locations were chosen to represent various geographic areas of the state. These additional sites are noted by blue stars in Figure 2.

Figure 1. TxDOT Region Map

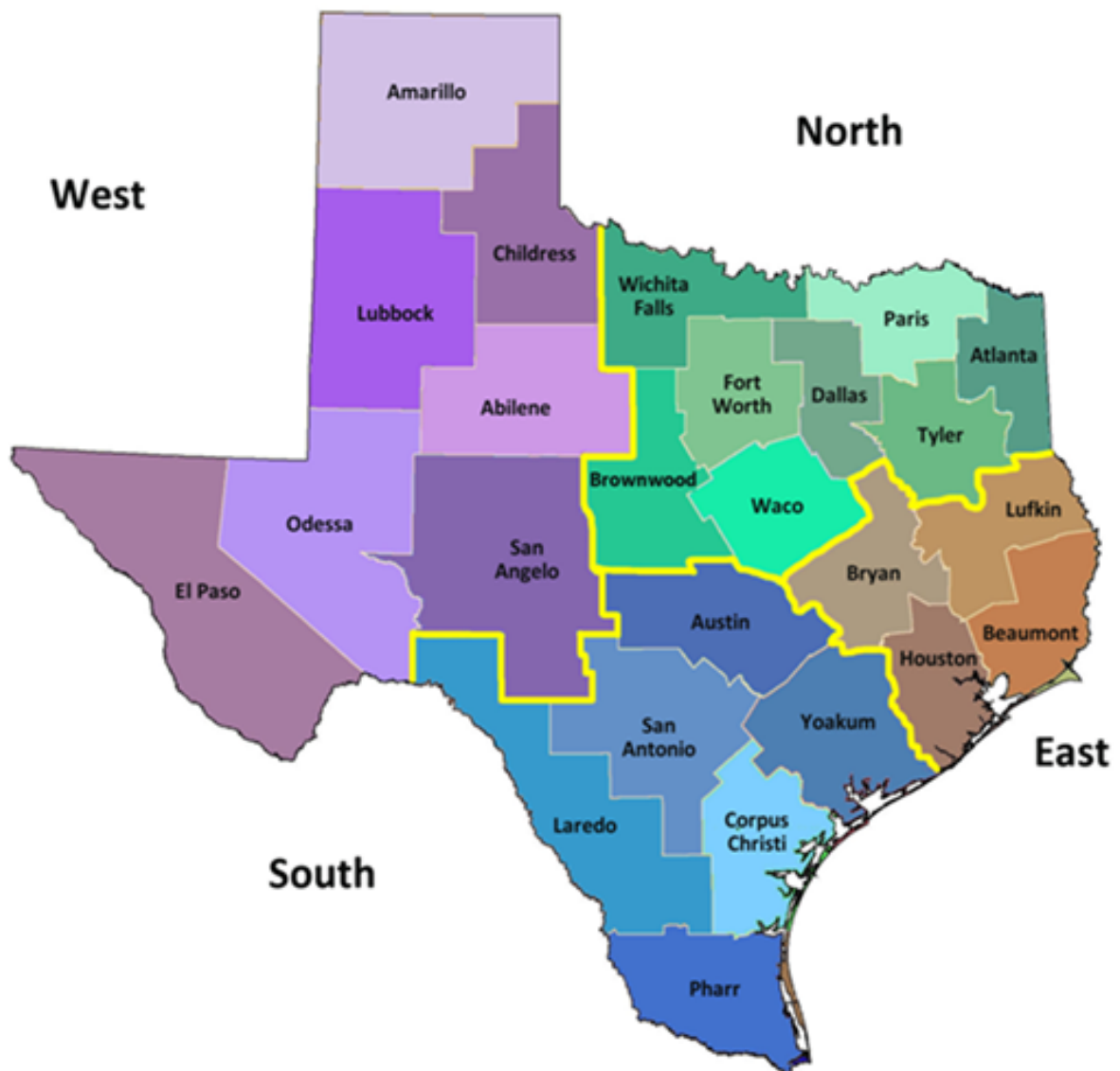
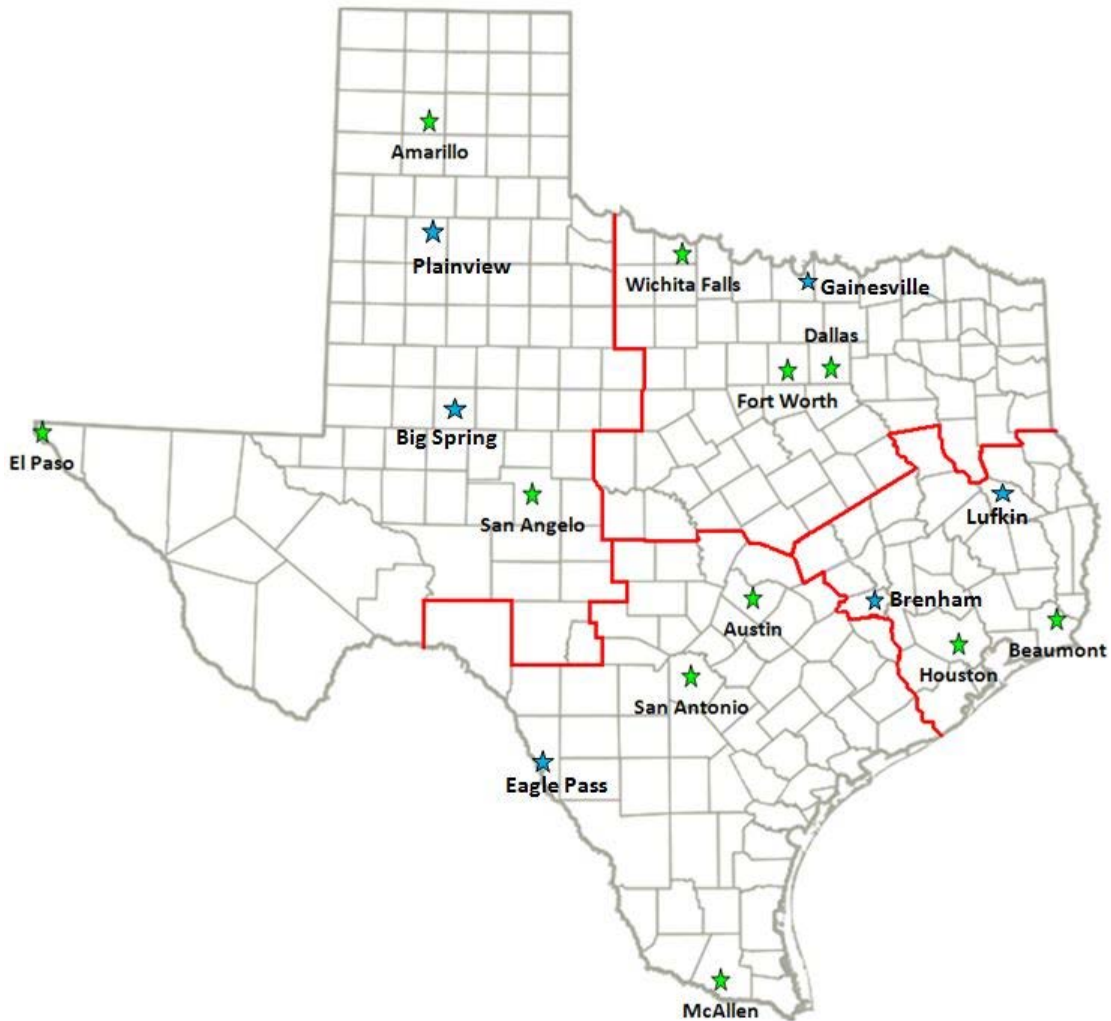


Figure 2. Driver Awareness and Attitude Survey Site Locations



There are 184 DL offices throughout Texas. The 18 sites represent 9.8 percent of the 184 possible locations, but the original 12 are among the highest volume offices of the 184. A target sample size of 500 drivers in each region was set. With the additional six sites' target of 50 each, the total sample size target was 2300. The minimum of 550 per region would provide sufficient data to analyze results for each region. Table 1 provides a breakdown of the target sample for each survey site.

Table 1. Survey Sites and Target Sample Sizes

TxDOT Region	DL Office Site	Target Sample Size
West	El Paso	250
	Amarillo	150
	San Angelo	100
	Big Spring	50
North	Dallas	200
	Ft. Worth	200
	Wichita Falls	100
	Gainesville	50
East	Houston North	200
	Houston South	200
	Beaumont	100
	Lufkin	50
South	Austin North	75
	Austin South	75
	San Antonio	250
	McAllen	100
	Eagle Pass	50
Central (Small)	Brenham	50
Panhandle (Small)	Plainview	50

Questionnaire Development

The foundation of the survey instrument was the 10 core questions recommended by NHTSA, which are:

1. In the past 60 days, how many times have you driven a motor vehicle within 2 hours after drinking alcoholic beverages?
2. In the past 30 days, have you read, seen or heard anything about alcohol impaired driving (or drunk driving) enforcement by police?
3. What do you think the chances are of someone getting arrested if they drive after drinking?
4. How often do you use safety belts when you drive or ride in a car, van, sport utility vehicle or pick up?
5. In the past 60 days, have you read, seen or heard anything about seat belt law enforcement by police?
6. What do you think the chances are of getting a ticket if you don't wear your safety belt?
7. On a local road with a speed limit of 30 mph, how often do you drive faster than 35 mph?
8. On a road with a speed limit of 65 mph, how often do you drive faster than 70 mph?
9. In the past 30 days, have you read, seen or heard anything about speed enforcement by police?
10. What do you think the chances are of getting a ticket if you drive over the speed limit?

In 2014 a response choice was added to the questions with a temporal reference (questions #1, #2, #5, and #9) to determine if respondents were aware of these activities within the past year. In addition to the core questions, five questions for background/demographic information were included. This year, an additional nine questions related to traffic safety issues of specific interest to TxDOT were included on the questionnaire. The questionnaire was one page front and back. A Spanish translation of the questionnaire was available. The questionnaire in English is provided as Appendix A, along with the response percentages for each item.

Survey Administration

The survey was administered on weekdays during the time frame of July 11th through 30th. This time period is prior to the annual impaired driving enforcement mobilization encompassing the Labor Day holiday and six to eight weeks following the annual Click It or Ticket campaign encompassing the Memorial Day holiday.

Prior to administration of the survey, the protocol was reviewed and approved by the Institutional Review Board (IRB) at Texas A&M University. The IRB requires that an Information Sheet accompany the questionnaire for reference by the respondents as to their rights as survey research participants, and to inform them of the study intent and other details.

Permission to conduct the survey was secured from the Texas Department of Public Safety (DPS) headquarters office. TTI staff surveyed in most DL offices one to three days. The procedure was to approach customers in the lobby area who were either waiting for service or accompanying someone conducting business at the station, state the purpose for the contact, and ask for their willingness to fill out the questionnaire anonymously. Each waiting customer at least 18 years of age or older was eligible for the survey; however, no attempt was made to randomize or purposefully select respondents or to convert refusals. Respondents were provided a clipboard and survey form; the questionnaire was self-administered unless assistance was needed. Surveys averaged approximately 5-10 minutes to complete.

RESULTS

Characteristics of Survey Respondents

Target sample size goals were achieved in each region and the overall sample size of 2300 was met, with most individual sites meeting the target goal as well. However, some respondents returned only partially completed questionnaires. The numbers of completed surveys reported in Table 2 (2,437) are those in which no question was completely skipped. A total of 2,561 questionnaires with usable data were analyzed. Approximately 5.7 percent (n=140) of the questionnaires were completed in Spanish. Table 2 shows the number of responses for each survey site.

Table 2. Completed Surveys by Location

TxDOT Region	DL Office Site	Target Sample Size	Completed Surveys Returned	Number of Surveys in Spanish
West	El Paso	250	251	49
	Amarillo	150	155	0
	San Angelo	100	119	0
	Big Spring	50	60	0
North	Dallas	200	211	4
	Ft. Worth	200	222	3
	Wichita Falls	100	114	0
	Gainesville	50	57	0
East	Houston North	200	196	6
	Houston South	200	203	6
	Beaumont	100	109	4
	Lufkin	50	55	0
South	Austin North	75	77	2
	Austin South	75	84	4
	San Antonio	250	271	15
	McAllen	100	98	25
	Eagle Pass	50	55	21
Central (Small)	Brenham	50	50	0
Panhandle (Small)	Plainview	50	50	1
Total		2300	2437	140

Table 3 provides the demographic composition of the survey respondents along with comparable statewide population characteristics. Statewide characteristics are from 2017 American Community Survey (ACS) Population Estimates. The survey sample of females is slightly higher than the Texas female composition and the male sample is slightly lower. This is typical of survey volunteers. The number of seniors over 65 in the sample is below the statewide proportion of seniors (7.2 percent compared to 16.9 percent), and the number of younger respondents is high in comparison to the statewide proportion in this age group (15.2 percent compared to 7.6 percent for 18-21 year-olds). However, these proportions in the sample are likely more comparable to the population of Texas licensed drivers than the general population. Regarding race/ethnicity, the composition of the sample is slightly over-represented by Blacks by 2.8 percentage points and under-represented by Hispanics by 2.8 percentage points. These proportions are within an acceptable range to consider them a reasonable mirror of the race/ethnicity proportions represented by survey respondents to Texas proportions.

Table 3. Respondent Characteristics

		% Survey	% Texas
Race/Ethnicity	White	42.0	43.4
	Black	14.4	11.6
	Hispanic	35.8	38.6
	Asian	4.8	4.3
	Other	2.2	0.4
	Combination	0.7	1.6
Age			
Age	18-21	15.2	7.6
	22-30	20.0	15.7
	31-45	29.8	27.9
	46-65	27.7	32.1
	Over 65	7.2	16.9
Gender			
Gender	Male	44.8	49.6
	Female	55.2	50.4
Education			
Education	High School	32.7	43.4
	Some College	32.6	31.3
	College Degree	23.9	17.1
	Advanced Degree	10.8	8.3

Core Question Responses

As mentioned above, 10 core questions pertained to issues of interest at the federal, state, and local levels throughout the country, and performance-based criteria have been established to address the three major areas of impaired driving, safety belts, and speeding.

Questions regarding awareness of public information efforts related to enforcement of impaired driving, speeding and safety belt laws were revised in 2014 to expand the time reference to “within the past 30 days” for speed and impaired driving; “within the past 60 days” for seat belt enforcement and “within the past year” for each. At the time of the survey this year, the respondents were most aware of efforts aimed at impaired driving within the past 30 to 60 days. As shown in Table 4, 85.9 percent of those surveyed had read, seen or heard something about impaired driving enforcement within the past year, 77.6 percent had heard about seat belt law enforcement, and 76.1 percent had heard about speed enforcement within the past year. Looking only at those who said they had been exposed to messages within the past 30 to 60 days reveals exposure to seat belt, impaired driving, and speed enforcement messaging by over 40 percent of those surveyed.

The responses show Texans think laws are more likely to be enforced for drinking and driving than for failure to wear a seat belt or speeding. The difference is most evident in the percentage of those who checked Very Likely that a citation or arrest would be made for a violation—63.8 percent checking Very Likely of arrest for drinking and driving, compared to 49.4 percent Very Likely of citation for not wearing a seat belt and 48.7 percent for speeding. The relationship among these three variables in terms of their order of percentages has been relatively consistently held across the nine years of the survey, with perception of drinking and driving enforcement at the top of the list.

Reported behavior is consistent with the perception of enforcement. Texans continue to self-report almost universal seat belt use, with 95.4 percent saying they always or nearly always use seat belts. Just over forty-two percent of the respondents reported they drive over the speed limit on local roads, and 43.4 percent said they exceed the speed limit by more than 5 miles per hour on highways with a 70 miles per hour speed limit sometimes or more often. With regard to self-reported drinking and driving behavior, even though almost two-thirds of those surveyed thought the chances of someone getting arrested if they drive after drinking is very likely, 16.4 percent reported they had driven after drinking more than they thought they should have.

Seat Belt Use. Three of the core questions pertained to seat belt use and addressed self-reported recent belt use, awareness of seat belt law enforcement activity, and perceptions of risk of receiving seat belt violation citations. The practice of using a seat belt was the most frequently reported behavior, with 89.4 percent reporting they always use their seat belt, and 6.0 percent reporting they almost always use their seat belt (see Figure 3). Only 50 people out of the 2,551 who responded to this question said they seldom or never wear their seat belt.

Almost half (49.4 percent) of the survey respondents believed it is very likely they would be ticketed if they drove or rode without a seat belt. Over 85 percent believed there was some likelihood of being ticketed for not using a seat belt (see Figure 4). As shown in Figure 5, 44.1 percent of the survey respondents reported they had been exposed to a seat belt law enforcement message within the past 60 days and another 33.5 percent had heard a seat belt law enforcement message within the past year. El Paso respondents most often reported they had heard a seat belt enforcement message in the past 60 days (65.6 percent). On the lower end, only 28.8 percent of the respondents in Brenham said they had heard a seat belt enforcement message within the past 60 days.

Table 4. Response Percentages to Core Questions

Have you read, seen or heard anything about:					
	Yes, in past 30/60 days	Yes, in the past year	Combined Yes	No	Not Sure
Seat belt law enforcement by police? (past 60 days)	44.1	33.5	77.6	16.5	5.9
Speed enforcement by police? (past 30 days)	43.3	32.8	76.1	18.2	5.6
Alcohol impaired driving (or drunk driving) enforcement by police? (past 30 days)	56.1	29.8	85.9	11.2	2.9
What do you think the chances are of:					
	Very Likely	Somewhat Likely	Likely	Unlikely	Very Unlikely
Getting a ticket if you don't wear your seat belt?	49.4	17.0	19.2	8.9	5.5
Getting a ticket if you drive over the speed limit?	48.7	25.3	18.0	5.3	2.7
Someone getting arrested if they drive after drinking?	63.8	17.6	12.7	3.6	2.3
How often do you use a seat belt when you drive or ride in a car, van, SUV or pickup?					
	Always	Nearly Always	Sometimes	Seldom	Never
	89.4	6.0	2.6	0.7	1.2
How often do you speed on:					
	Most of the time	About half the time	Sometimes	Rarely	Never
A local road	8.9	8.8	24.5	32.3	25.5
A Highway	10.0	8.8	24.6	28.2	28.4
In the past 60 days, how many times have you driven a motor vehicle within 2 hours after drinking alcoholic beverages?					
	None	1 to 5	6 to 10	10+	Do not drink/Do not drink & drive
	3.3	9.2	0.7	0.4	86.3

Figure 3. Frequency of Reported Belt Use

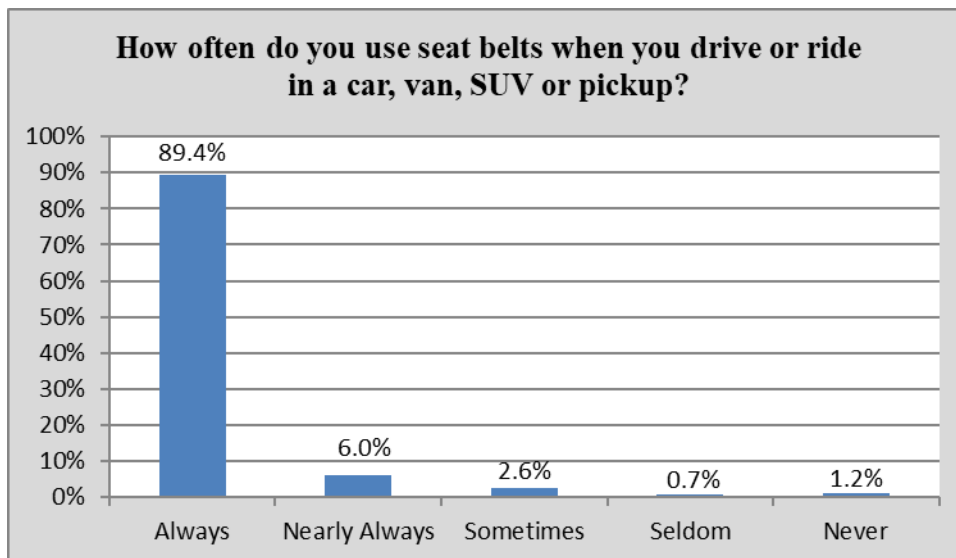


Figure 4. Perception of Seat Belt Enforcement

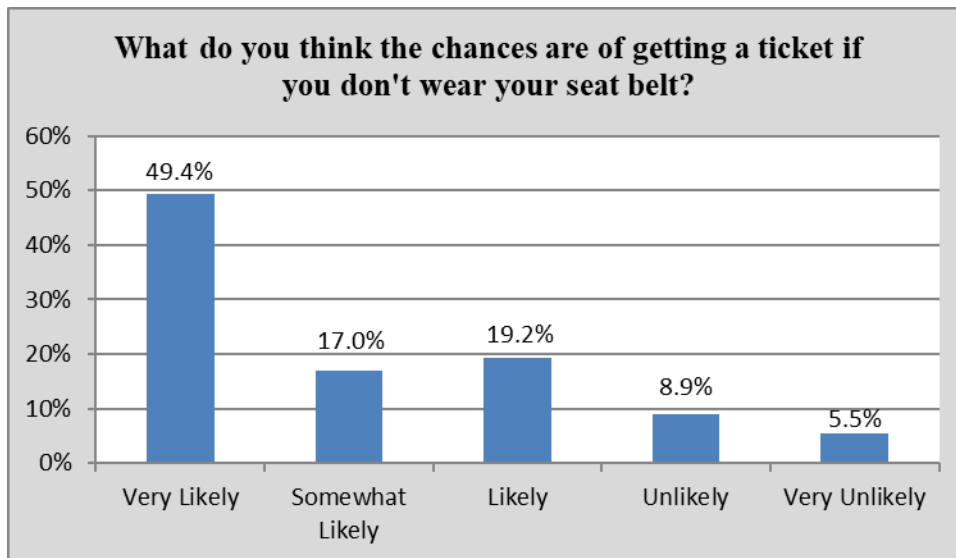
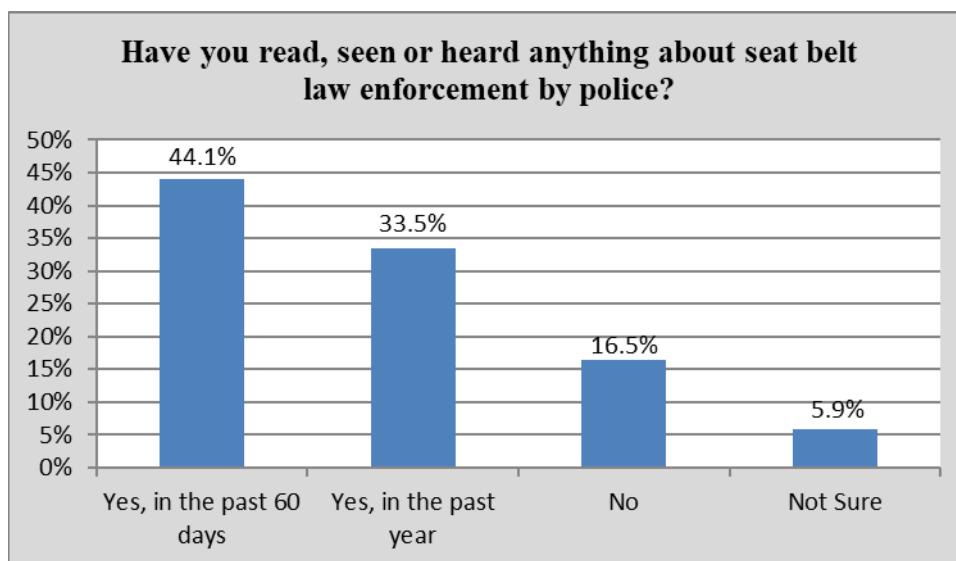


Figure 5. Awareness of Seat Belt Law Enforcement



Impaired Driving. Three of the core questions pertained to impaired driving and addressed self-reported impaired driving during the previous two months, awareness of recent impaired driving enforcement efforts, and perception of risk of arrest if driving impaired. This year 56.1 percent of the survey respondents reported they had been exposed to an impaired driving message within the past 30 days (see Figure 6). Another 29.8 percent said they had heard an impaired driving message within the past year. The location with the highest awareness of impaired driving enforcement was Brenham, with 58.5 percent saying they had heard of enforcement in the past 30 days and another 34.0 percent saying they had heard an enforcement message in the last year for a combined total of 92.5 percent. The lowest report of recent anti-drinking and driving campaign awareness was among Lufkin respondents at 40.0 percent for the 30-day response choice and 31.7 percent within the past year.

When asked about frequency of drinking and driving, 86.3 percent of the survey respondents said they either did not drink or did not drink and drive, as shown in Figure 7. Of those who reported having driven within two hours after drinking in the past 60 days, 30 drivers (or 8.6 percent of those who drank and drove) reported having done it six or more times. As indicated in Figure 8, 63.8 percent of the survey respondents thought that getting arrested for driving impaired would be very likely.

Figure 6. Awareness of Impaired Driving Enforcement

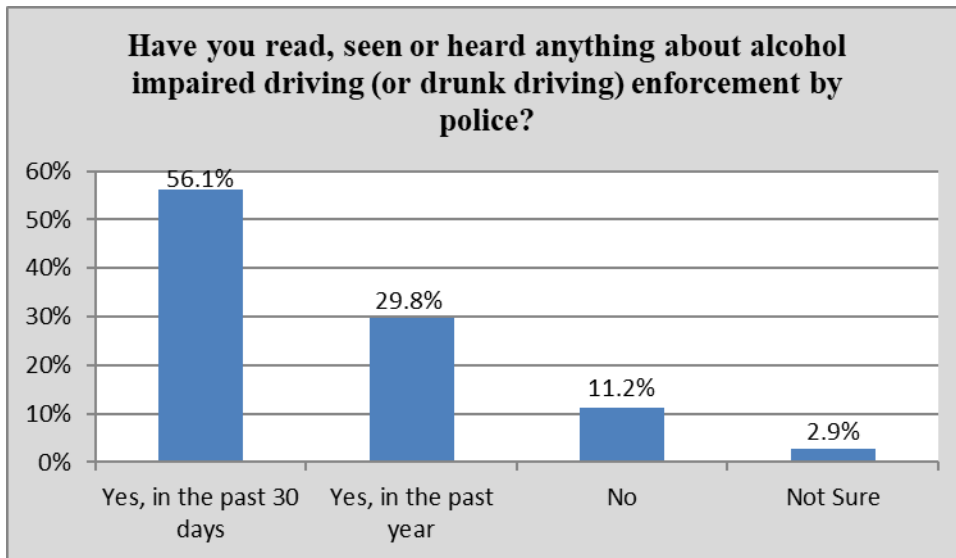


Figure 7. Reported Driving After Drinking Within Past 60 Days

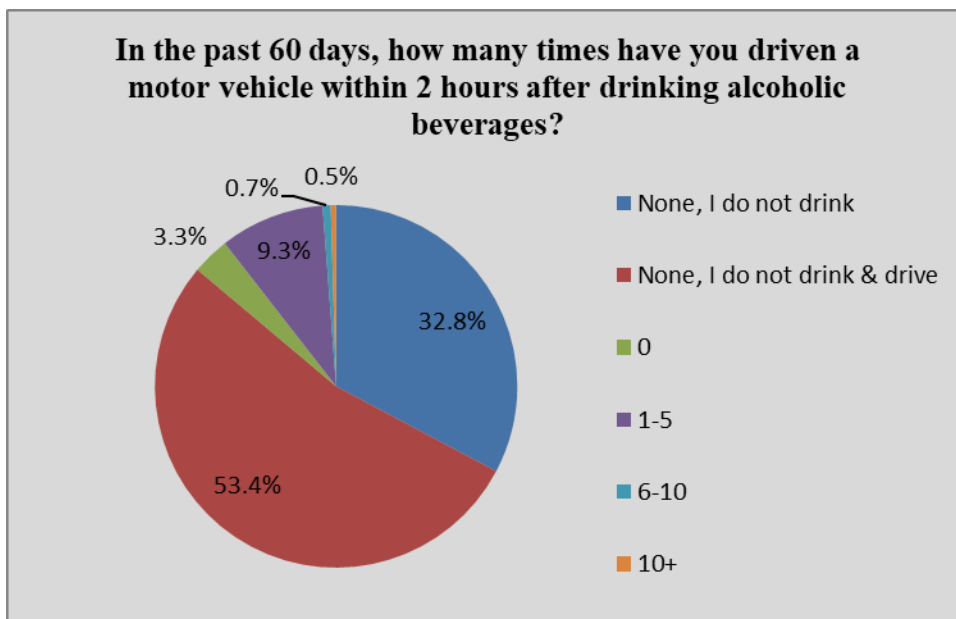
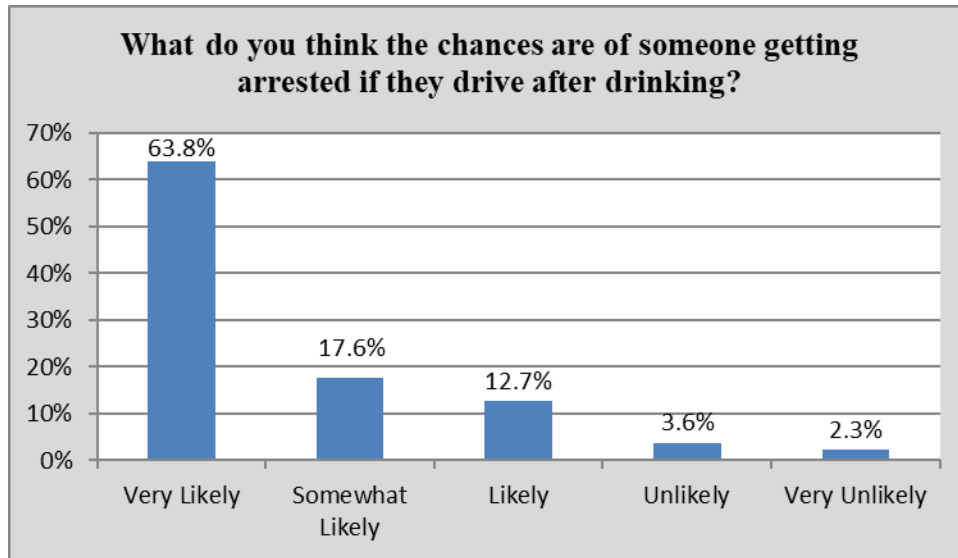


Figure 8. Likelihood of Impaired Driving Arrest



As mentioned previously, the likelihood of an encounter with law enforcement as a result of driving impaired is perceived as very high throughout the State—94.1 percent checked some degree of likelihood. The perception of impaired driving enforcement was highest in San Angelo where none of the 120 respondents who answered this question thought arrest would be unlikely. Brenham and Eagle Pass were also sites with very high impaired driving enforcement perception; in each over 98 percent of the respondents thought impaired driving arrests were likely. Lowest perception of enforcement was in El Paso, where 9.8 percent of the respondents thought a DWI arrest would be unlikely or very unlikely.

Speeding. Four questions on the survey related to speeding: two regarding self-reports of speeding on local and higher speed roads; one regarding perceived enforcement; and one regarding likelihood of getting a ticket for speeding. As seen in the graphs below (Figures 9 and 10), speeding is relatively common compared to the two issues covered above. Almost 18 percent of those surveyed said they routinely exceed the speed limit by five miles per hour on local roads, and another 24.5 percent said they sometime exceed local road limits by five miles per hour. Additionally, almost 19 percent said they speed on high-speed roads (70 mph limit) regularly and another 24.6 percent said they sometimes exceed highway speeds by five miles per hour. Self-reported speeders on local roads were found most often among Brenham respondents, with 15.1 percent saying they exceed the local speed limit by five miles per hour most of the time. The average response percentage for “most of the time” across cities was 8.9 percent. Speeding on local roads was least often reported in Eagle Pass where 49.1 percent said they never do it.

Those who admitted to speeding on higher speed roadways (with speed limits of 70 mph) were most often found in Fort Worth, with 13.8 percent saying they exceed the 70 miles per hour limit by five miles per hour most of the time. The average percent across cities who said they drive faster than 75 miles per hour when the limit is 70 was 10 percent. The lowest percentage of self-reported speeders on 70 miles per hour roads were in Eagle Pass, where 62.5 percent said they never drive over 70 miles per hour on roadways with this speed limit.

Figure 9. Exceeding Speed Limit on Local Roads

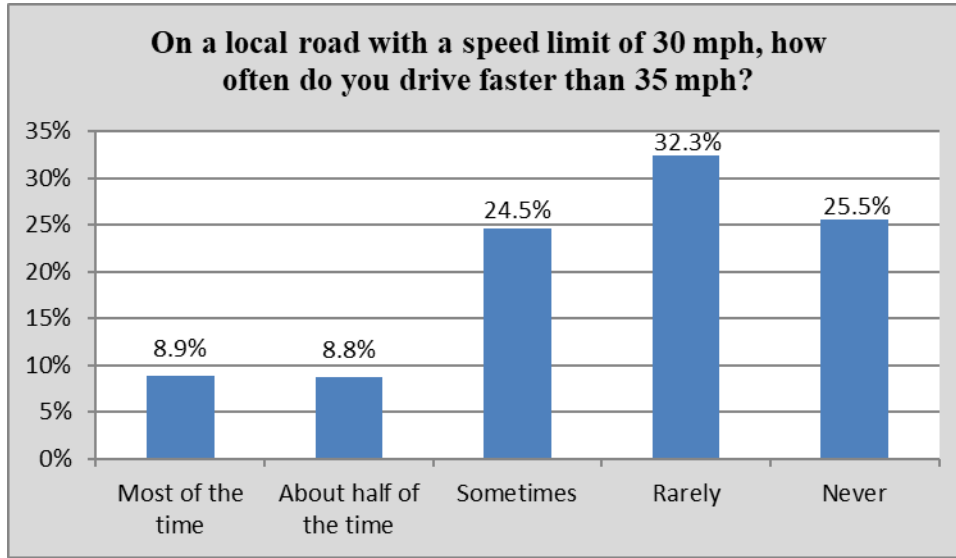
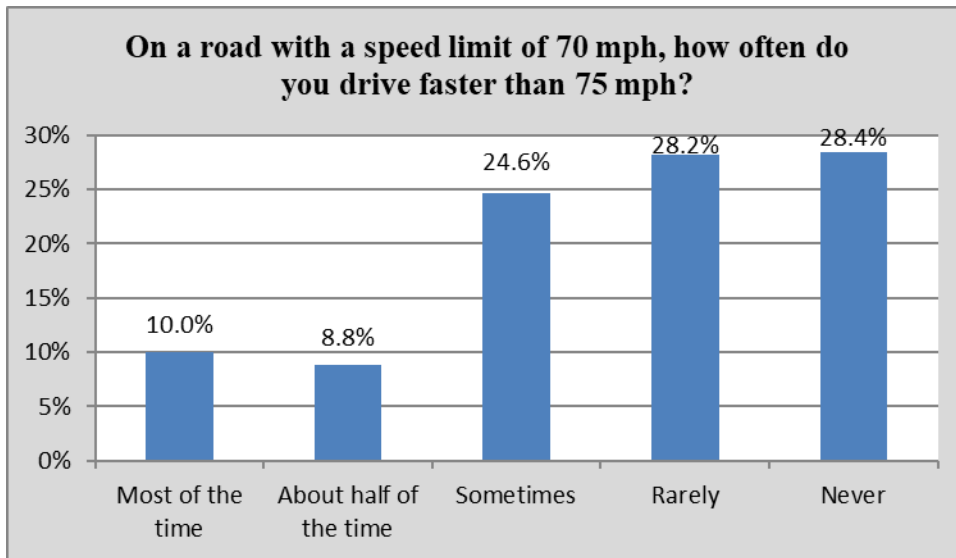


Figure 10. Exceeding Speed Limit on High-Speed Roads



The certainty of getting a speeding ticket was perceived as relatively low (Figure 11) compared to citations for seat belt violations and arrests for impaired driving. However, most Texans surveyed (92 percent) thought there was some likelihood and the degree of this perception varied by location. Brenham respondents were most likely to say the chances of getting a speeding ticket were likely or very likely (83 percent). By contrast, only 67.7 percent of the respondents in El Paso perceived a likely or very likely speeding ticket.

Figure 12 shows that 43.3 percent of the survey respondents reported having read, seen, or heard something about speed enforcement most recently, and another 32.8 percent of the respondents saying they had within the past year. El Paso had the highest percent of respondents reporting an awareness of speed enforcement with 87.1 percent checking yes for having read, seen or heard something regarding speed enforcement the past year. Lowest awareness of speed enforcement was found in Brenham at 66 percent. Both are the opposite of what would be expected, given the perceived likelihood of getting a speeding ticket or not in these two areas.

Figure 11. Likelihood of Speeding Ticket

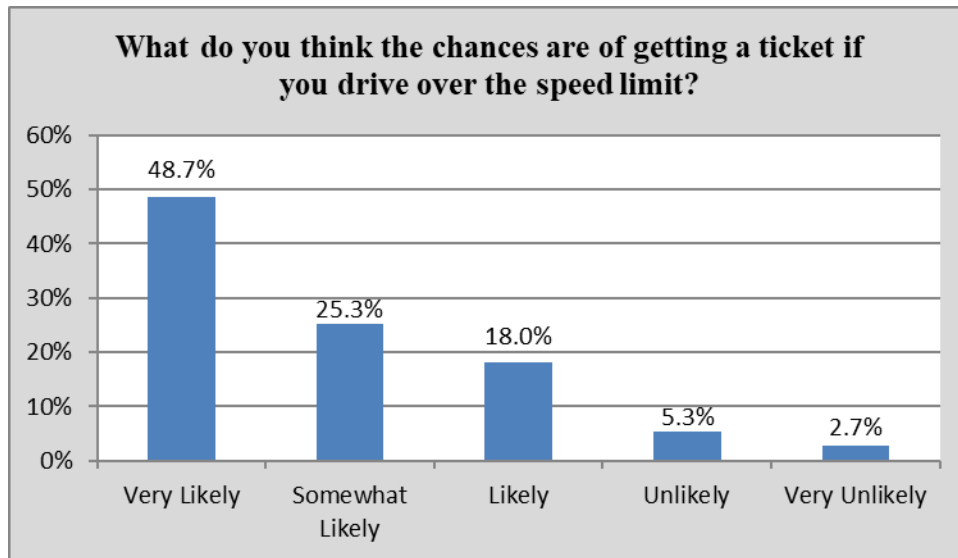
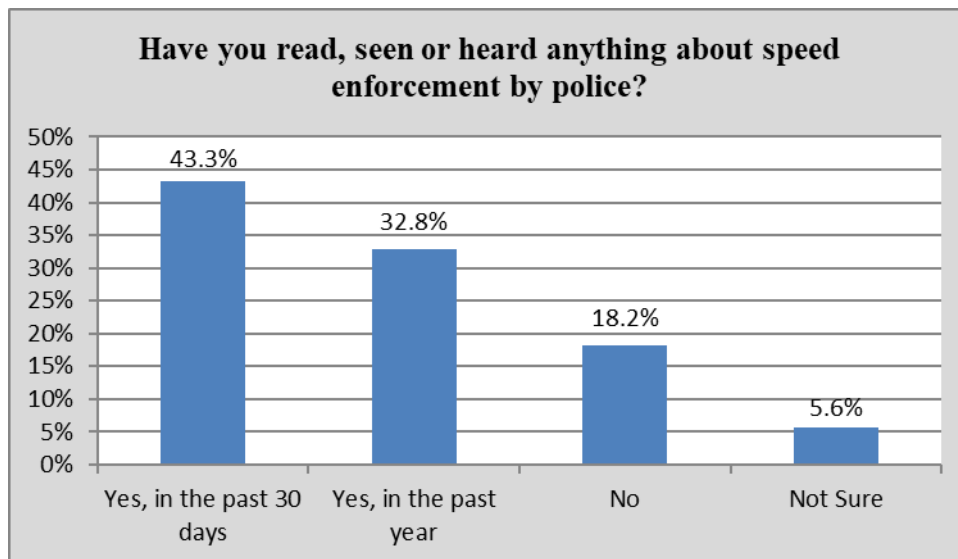


Figure 12. Awareness of Speed Enforcement



Comparison of Core Question Responses by City Size

Analysis was conducted to determine if there are differences in responses to the core questions for the 12 larger cities in the sample compared with the six smaller cities, indicating a somewhat general picture of urban versus rural differences. For this analysis, data for the larger cities were combined into one data set and compared with data combined for the smaller driver license station locations. This analysis tends to mask any regional differences. The findings are summarized in the following paragraphs, and charts for each of the comparisons are included as Appendix B.

Awareness of alcohol impaired driving enforcement did not differ significantly by city size. Similarly, there was no significant difference by city size in the percentages of those who said they do not drink and drive. However, smaller city residents were much more likely to think the chance of being arrested for drinking and driving was higher.

Respondents in the smaller cities had significantly higher perceptions of the likelihood of getting a seat belt ticket than respondents in large cities (55.3 percent compared to 48.5 percent). However, there were no statistically significant differences in self-reported belt use or awareness of recent increases in enforcement efforts.

Awareness of increased speed limit enforcement during the previous month did not differ significantly among larger and smaller cities. However, larger city respondents were significantly more likely to say they speed on local roads; whereas smaller city respondents perceived a greater likelihood of getting a speeding ticket.

Historical Trend

The results for nine of the core questions for each year are presented in Figures 13 - 22, providing visuals for comparing Texas trends across the nine years. A table with each of the response choice percentages for 2010 through 2018 is included as Appendix C.

Figure 13 indicates a fairly steady trend in the perception of strong enforcement of impaired driving laws, with perception of arrest over 90 percent each year. Awareness of the alcohol impaired driving enforcement message peaked in 2011 with 75.1 percent of the survey respondents saying they had read, seen or heard the message within the past 30 days (Figure 14). The graph in Figure 14 also depicts responses for those who checked they had read, seen or heard something about alcohol impaired driving enforcement within the past year, which have been an additional 28.8 to 31.7 in past years and 29.8 percent this year.

Figure 15 shows the nine-year trend in the perception of seat belt enforcement, starting with a peak of 89.7 percent who said the chances of getting a ticket were very likely in 2010, and increasing from the low of 86.2 percent in 2013, back to 89.1 percent in 2015, and decreasing by a statistically non-significant degree to 88.8 percent in 2016. The decrease last year to 85.5 percent was statistically significant, and remained essentially the same this year at 85.6 percent. Self-reported regular belt-wearing behavior has consistently been at or just below 99 percent (Figure 16). This year's low of 98.1 percent who self-reported they always or almost always wear their seat belt is not a statistically significant drop from last year's 98.2 percent. Awareness of seat belt law enforcement appears in Figure 17 to have fallen from 72.7 percent in 2010 to 44.1 percent in 2018. However, the addition in 2014 of a response

choice for 'within the past year' which, when added to the percent who said within the past 60 days, increases the awareness level within the past year to 77.6 percent this year (Figure 17).

Self-reported speeding trended upward slightly during the five-year period of 2010 – 2014. However, the percent of respondents who said they rarely or never speed on local roads increased from 47.8 percent in 2014 to 54.0 percent in 2015 and has stayed in the over 50 percent range the past four years, increasing to the highest level of 57.8 percent who said they rarely or never speed on local roads this year. Figures 19 and 20 each illustrate the percentages of drivers who say they often exceed the speed limit by at least five miles per hour. The trend was also reversed in 2015 with regard to speeding on highways with speed limits of 70 miles per hour. After a four-year increase in those who said they often speed on highways by at least five miles per hour, the percentage dropped from 49.4 to 42.7 in 2015 and has stayed statistically equivalent in 2016, 2017, and 2018. The perceived likelihood of receiving a ticket has remained in the low 90 percent range in eight of the nine survey years (Figure 21). However, awareness of speed enforcement efforts throughout the nine-year survey period has been lower than other traffic safety enforcement efforts (Figure 22), with over 18 percent in the past four years checking they had not read, seen or heard anything about speed enforcement during the year.

Figure 13. What do you think the chances are of someone getting arrested if they drive after drinking?

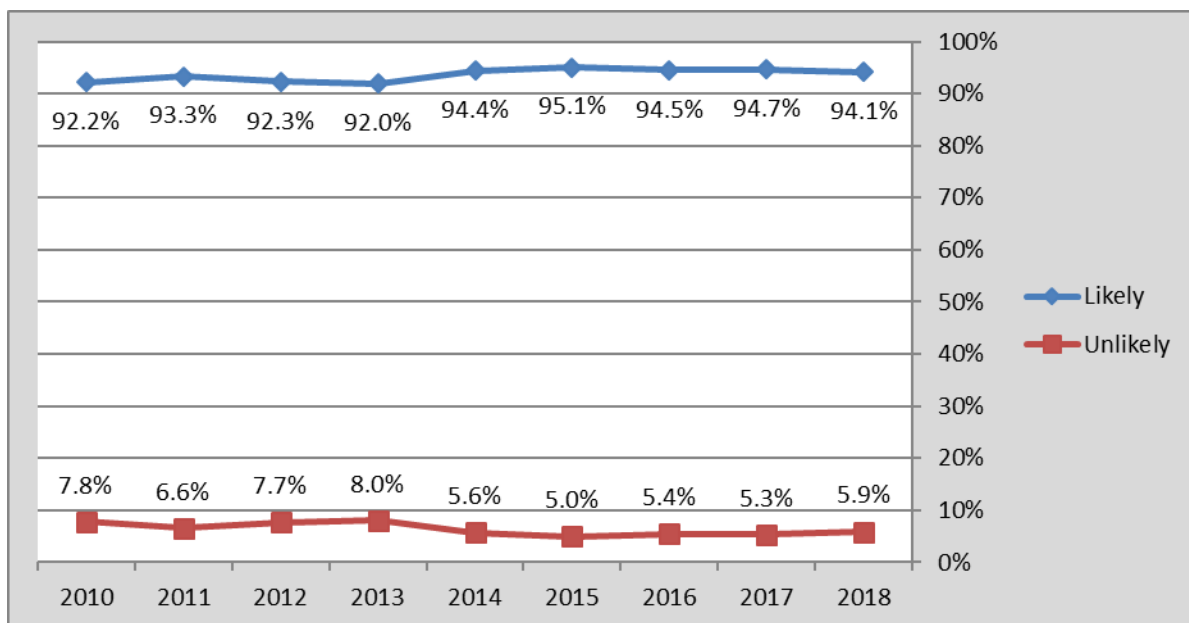


Figure 14. In the past 30 days, have you read, seen or heard anything about alcohol impaired driving enforcement by police?

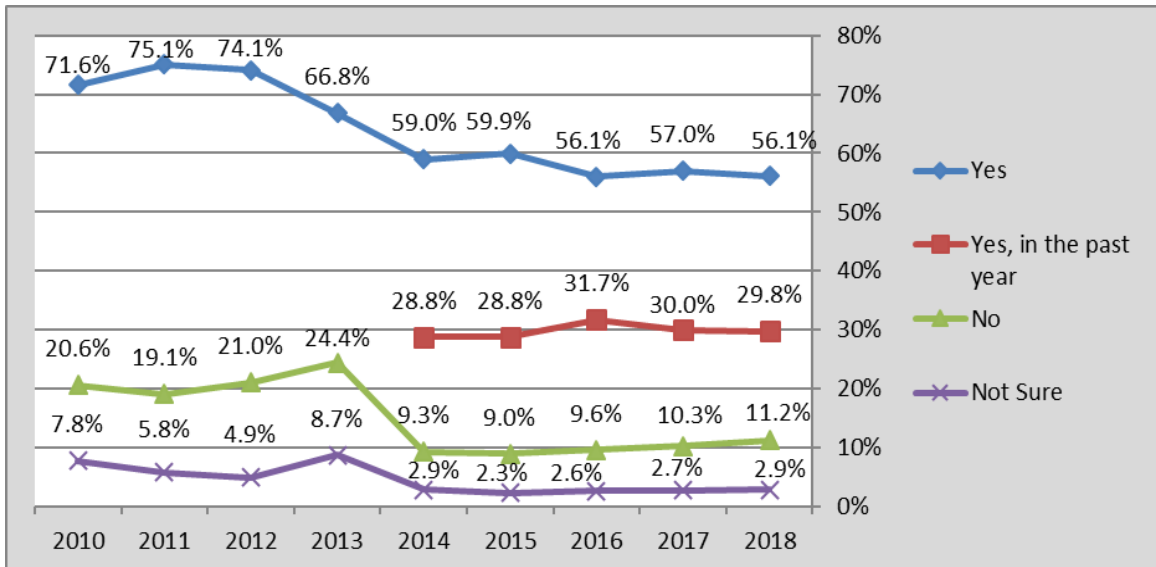


Figure 15. What do you think the chances are of getting a ticket if you don't wear your seat belt?

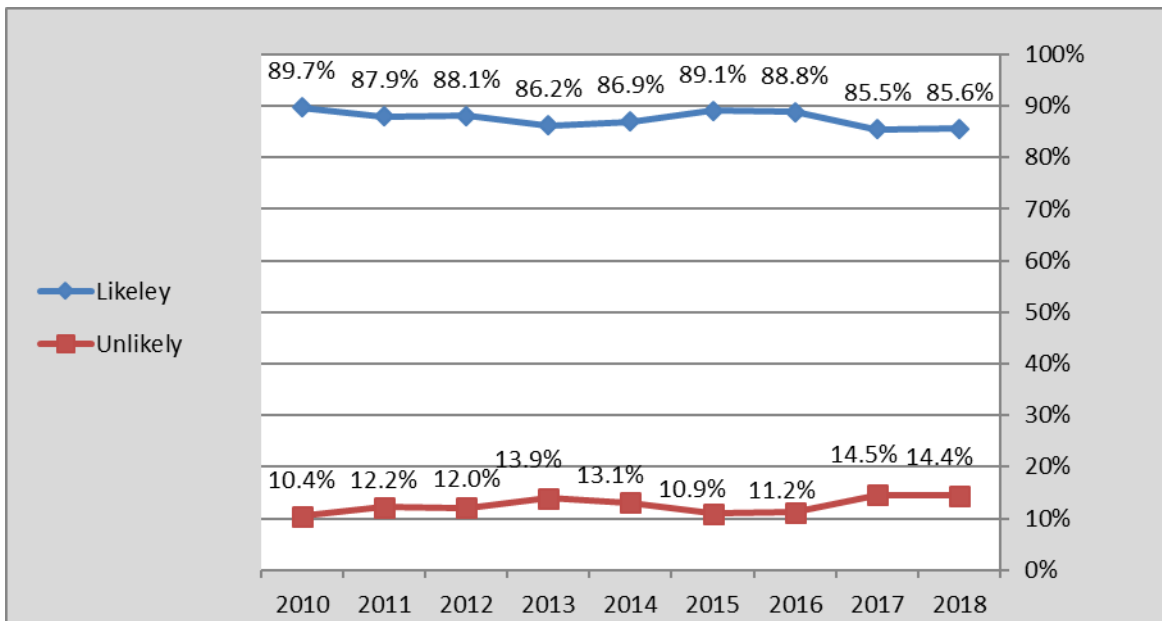


Figure 16. How often do you use seat belt when you drive or ride in a car, van, SUV or pickup?

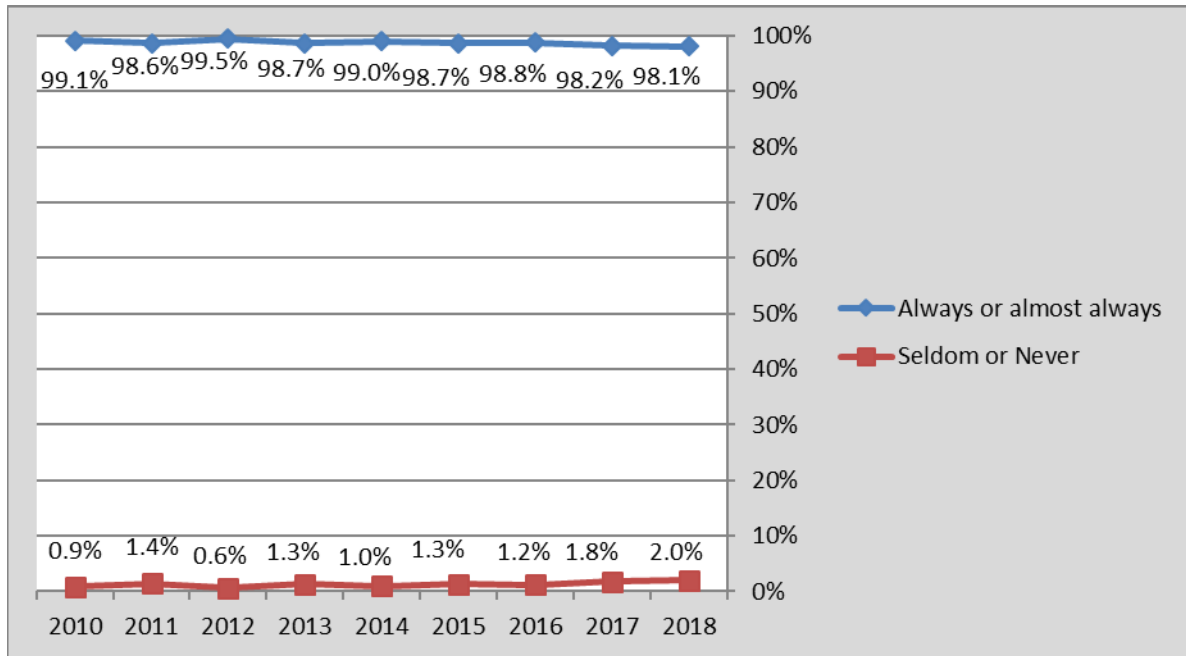


Figure 17. In the past 60 days, have you read, seen or heard anything about seat belt law enforcement by police?

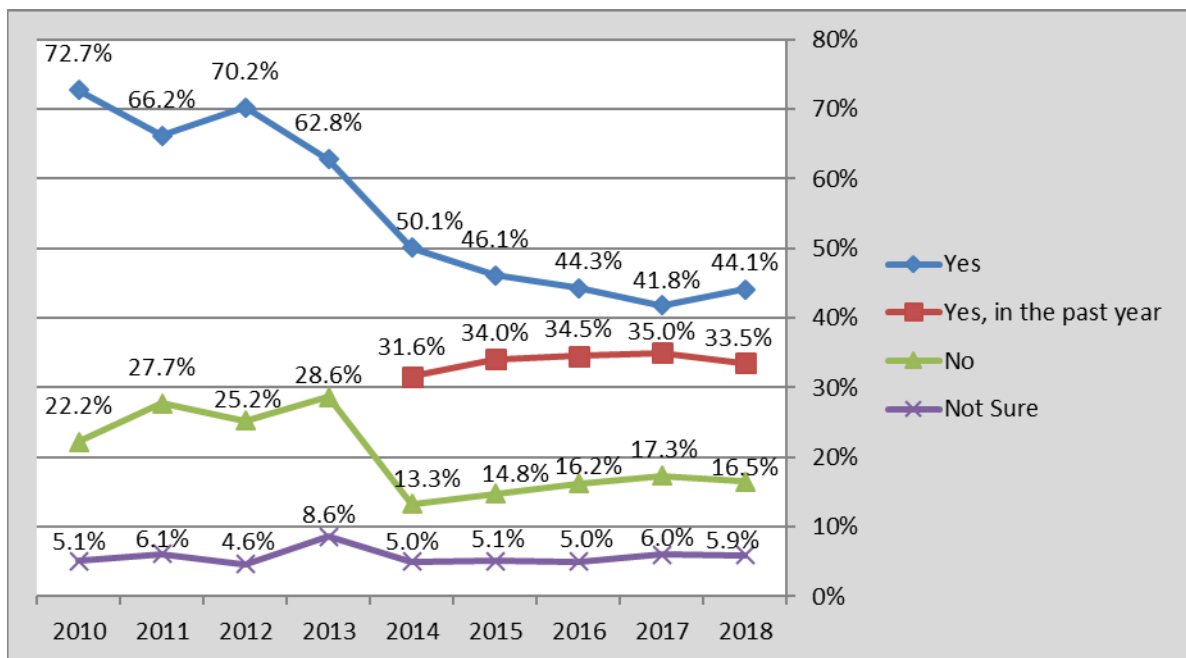


Figure 18. Have you read, seen or heard anything about speed enforcement by police?

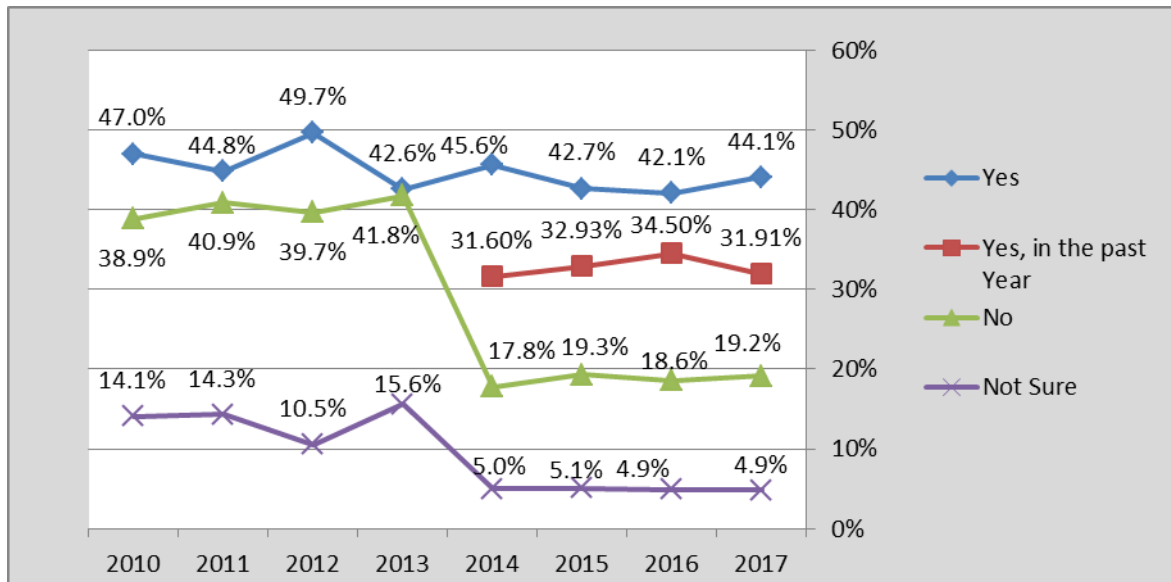


Figure 19. On a local road with a speed limit of 30 mph, how often do you drive faster than 35 mph?

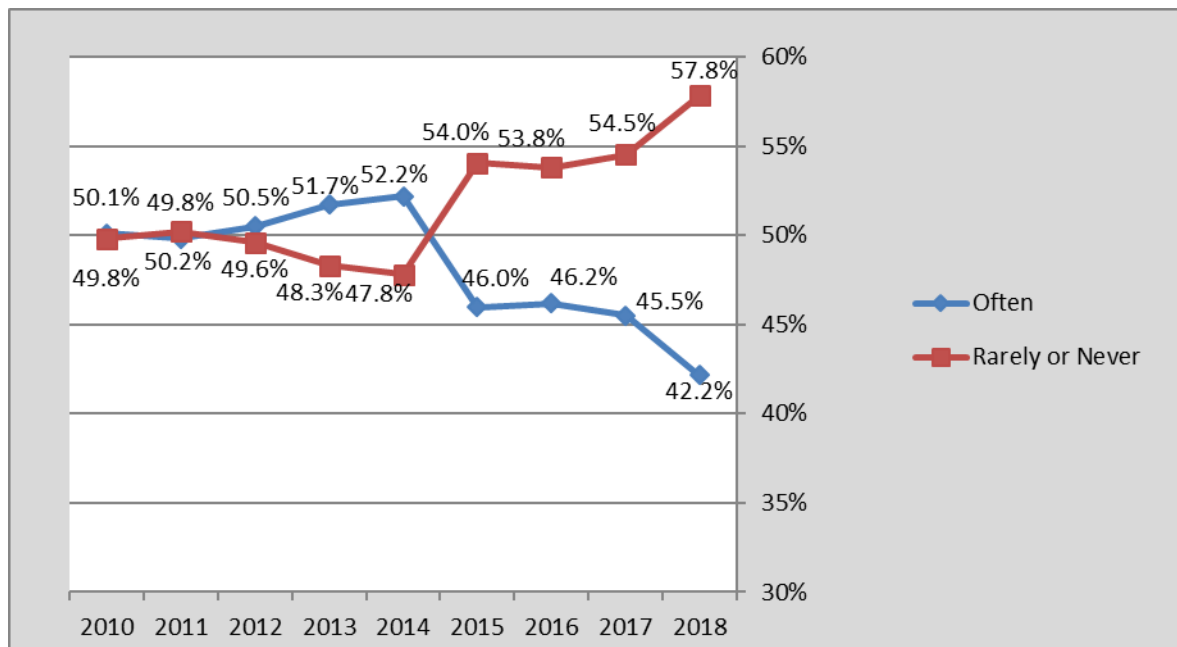


Figure 20. On a road with a speed limit of 70 mph, how often do you drive faster than 75 mph?

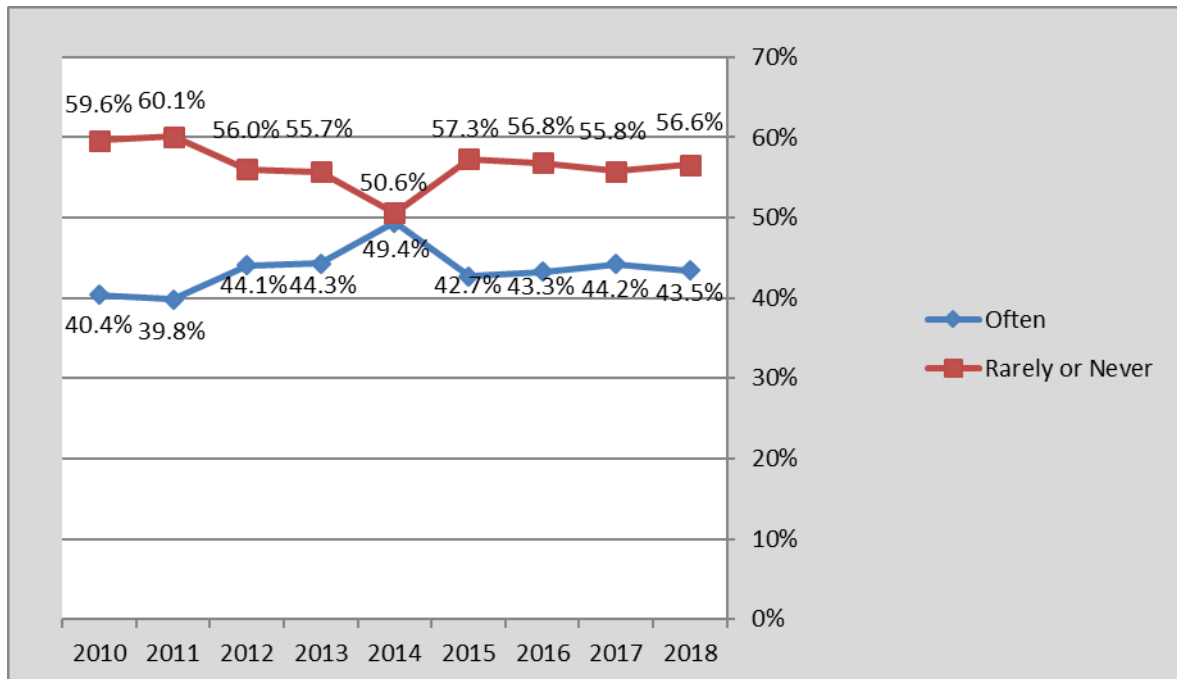


Figure 21. What do you think the chances are of getting a ticket if you drive over the speed limit?

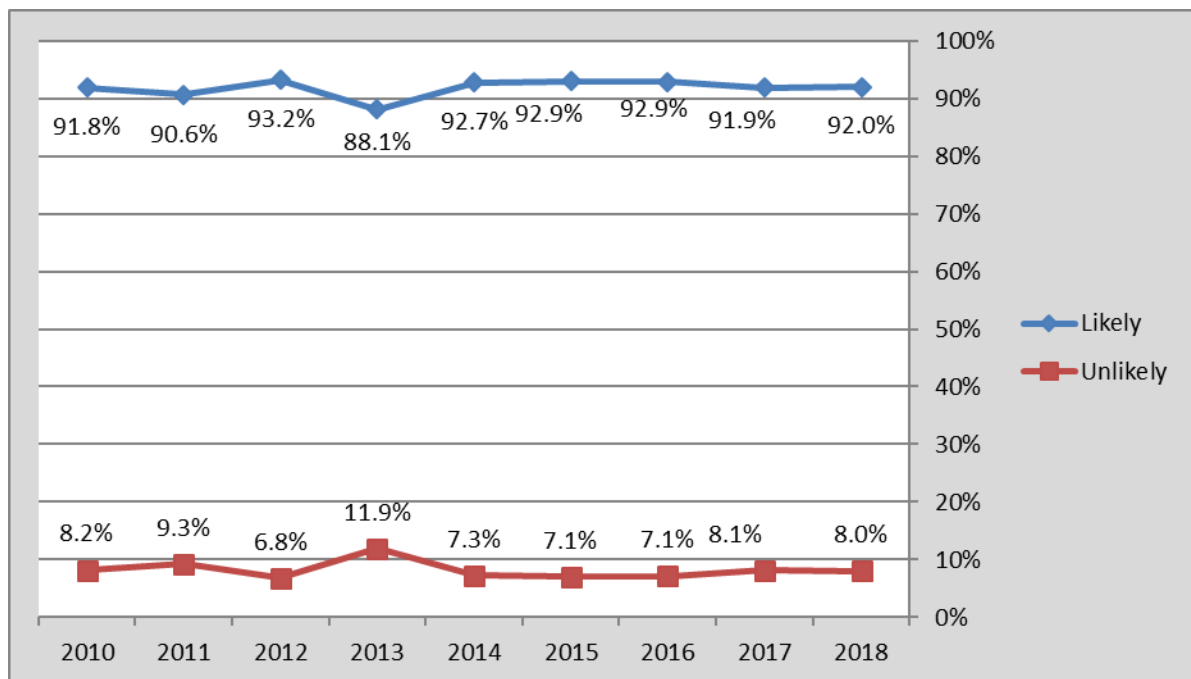
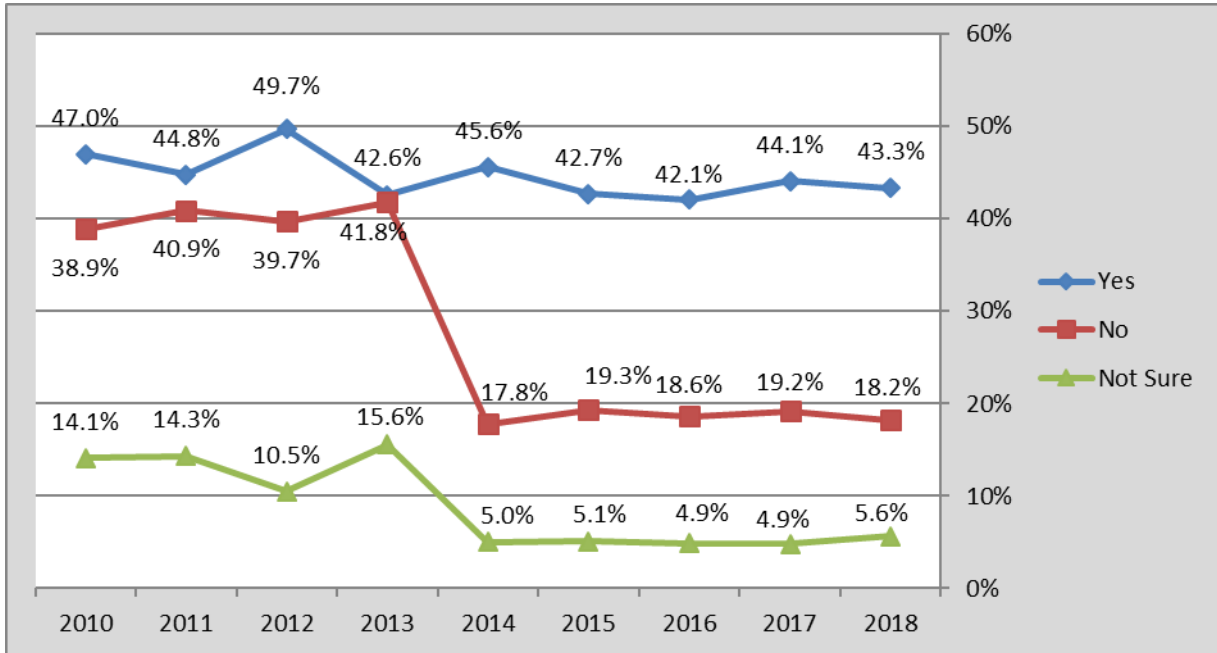


Figure 22. In the past 30 days, have you read, seen or heard anything about speed enforcement by police?

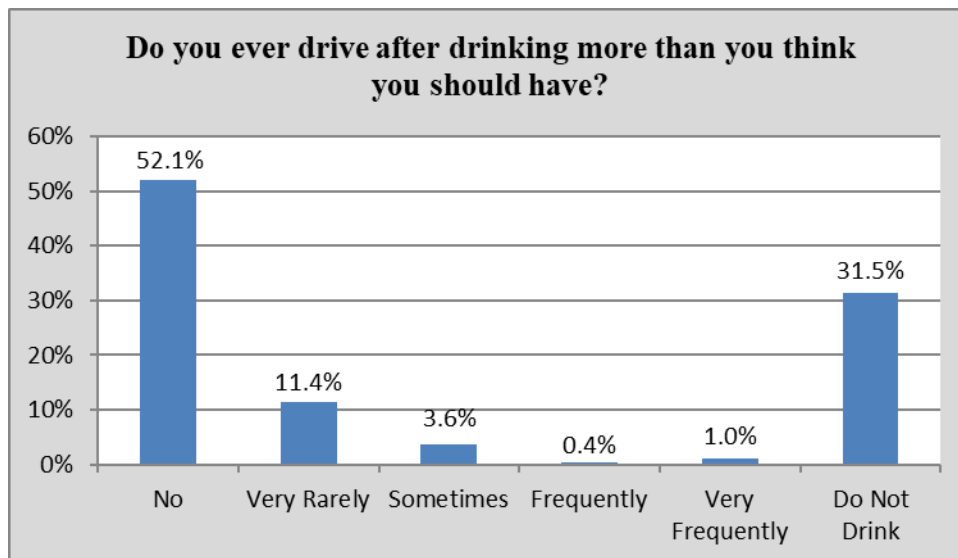


Texas-Specific Question Responses

The 2018 survey included three questions designed to gather additional data related to drinking and driving behavior and knowledge. Respondents were asked if they drive after drinking more than they should. This was based on their own assessment of what ‘more than they should’ would be.

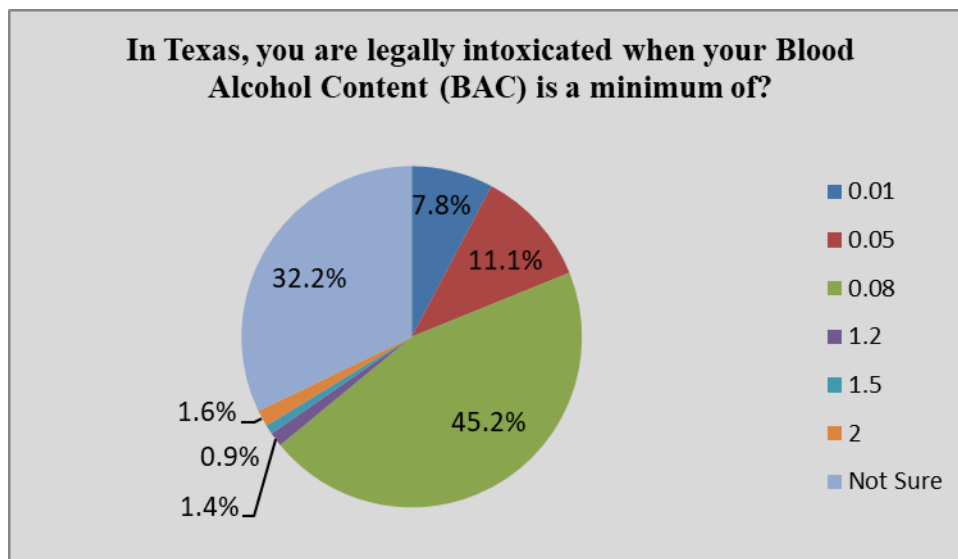
Just over half (52.1 percent) of the respondents said they had not driven after drinking too much, 31.5 percent said they do not drink, and an additional 11.4 percent said they very rarely drove after drinking (see Figure 23). This means that 127 of the 2,524 respondents answering this question reported they sometimes (n=90), frequently (n=11), or very frequently (n=26) drive after having too much to drink.

Figure 23. Self-Reported Impaired Driving



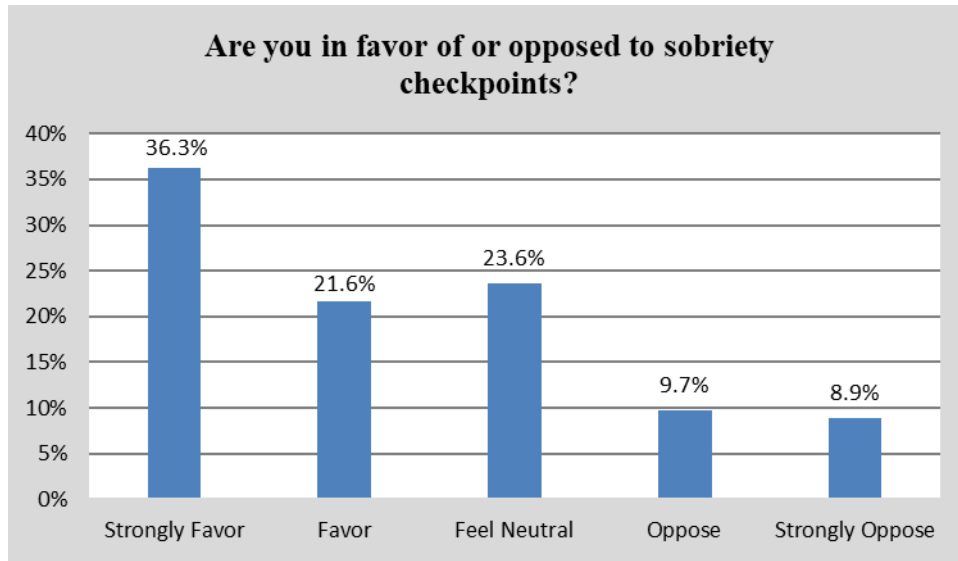
In Texas the legal limit for intoxication is .08 blood alcohol content (BAC). In 2018, less than half of the drivers surveyed (45.2 percent) checked the correct response choice for the legal intoxication question. Figure 27 shows that 32.2 percent of the Texans surveyed were not sure of the legal BAC limit.

Figure 24. Knowledge of BAC intoxication limit in Texas



Respondents were asked if they favor or oppose sobriety checkpoints in Texas. Sobriety checkpoints as commonly conducted in other states are not currently conducted in Texas. The survey results revealed that 57.8 percent were in favor of sobriety checkpoints, with 36.3 percent strongly in favor. As shown in Figure 25, 8.9 percent were strongly opposed to sobriety checkpoints, another 9.7 percent were opposed, and the remaining 23.6 percent were neutral on the subject.

Figure 25. Sobriety Checkpoints



Two questions were included to determine Texans' knowledge on the specifics of the texting ban and the seat belt law in Texas. For each question, one response was considered most correct. Figure 26 indicates that 68.2 percent of the respondents know that there is a texting ban in Texas on all roads. Seven percent think the law does not apply in cities without an ordinance, and almost 20 percent checked they were not sure what the current law is.

Figure 27 shows the breakdown of responses to the question regarding the seat belt law in Texas. The Texas mandatory seat belt law was amended in September, 2009 to include all occupants in all seating positions. Survey results indicate the public is very aware of the current requirements, as evidenced by the correct response by 90.2 percent of respondents and a Not Sure response by only 5.2 percent of those surveyed. Fewer than five percent (4.7 percent) believe seat belt use is optional, applies only to the front seat, or exempts drivers of large pickups in Texas.

Figure 26. Texting Bans

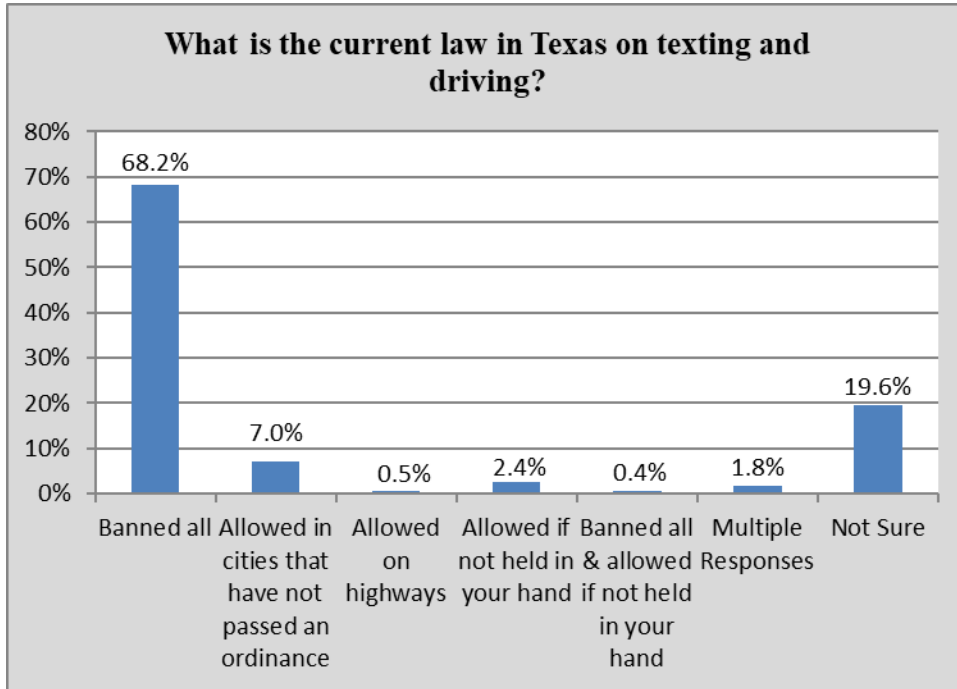
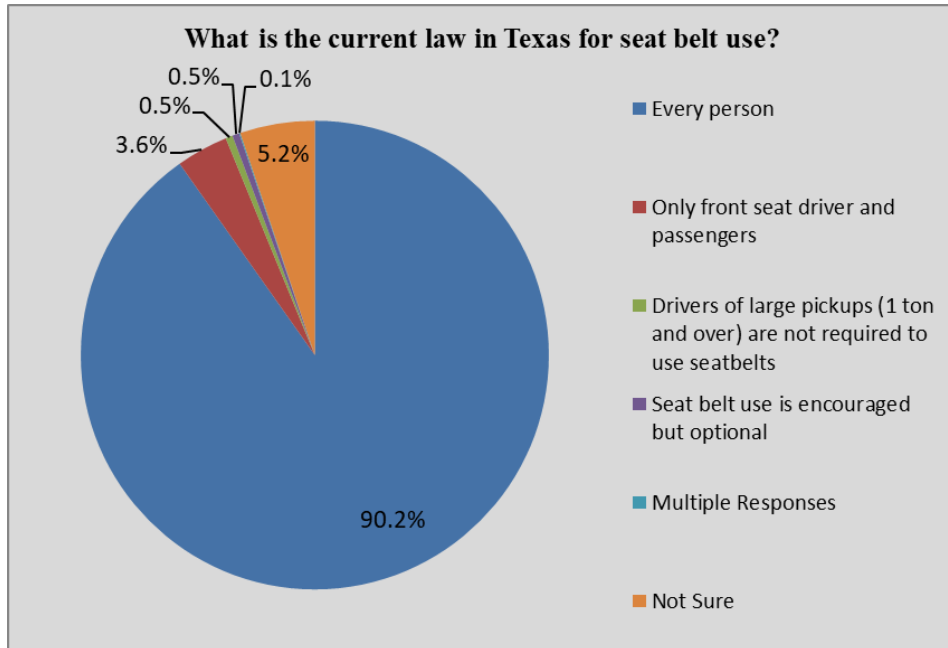


Figure 27. Texas Seat belt Law



As in previous surveys, the 2018 survey included a question to measure the awareness of a variety of campaigns used recently to promote traffic safety in the state. Eleven campaign tag lines were presented and respondents were asked to check the ones they had heard. The graph shown in Figure 28 indicates that Click It or Ticket was the most recognized message, checked by 86.7 percent of the respondents, followed by Text Later. It Can Wait.” checked by 72.5 percent of the respondents. The least recognized message was “Faces of Drunk Driving”, checked by only 9.9 percent of the respondents. A few traffic safety messages had higher recognition by male respondents, especially those pertaining to drunk driving and the Share the Road message aimed at motorcycle safety. Females had slightly higher recognition of the “Talk. Text. Crash.” message. Table 5 provides information on the 11 campaigns as to recognition by location.

Figure 28. Traffic Safety Campaign Message Recognition

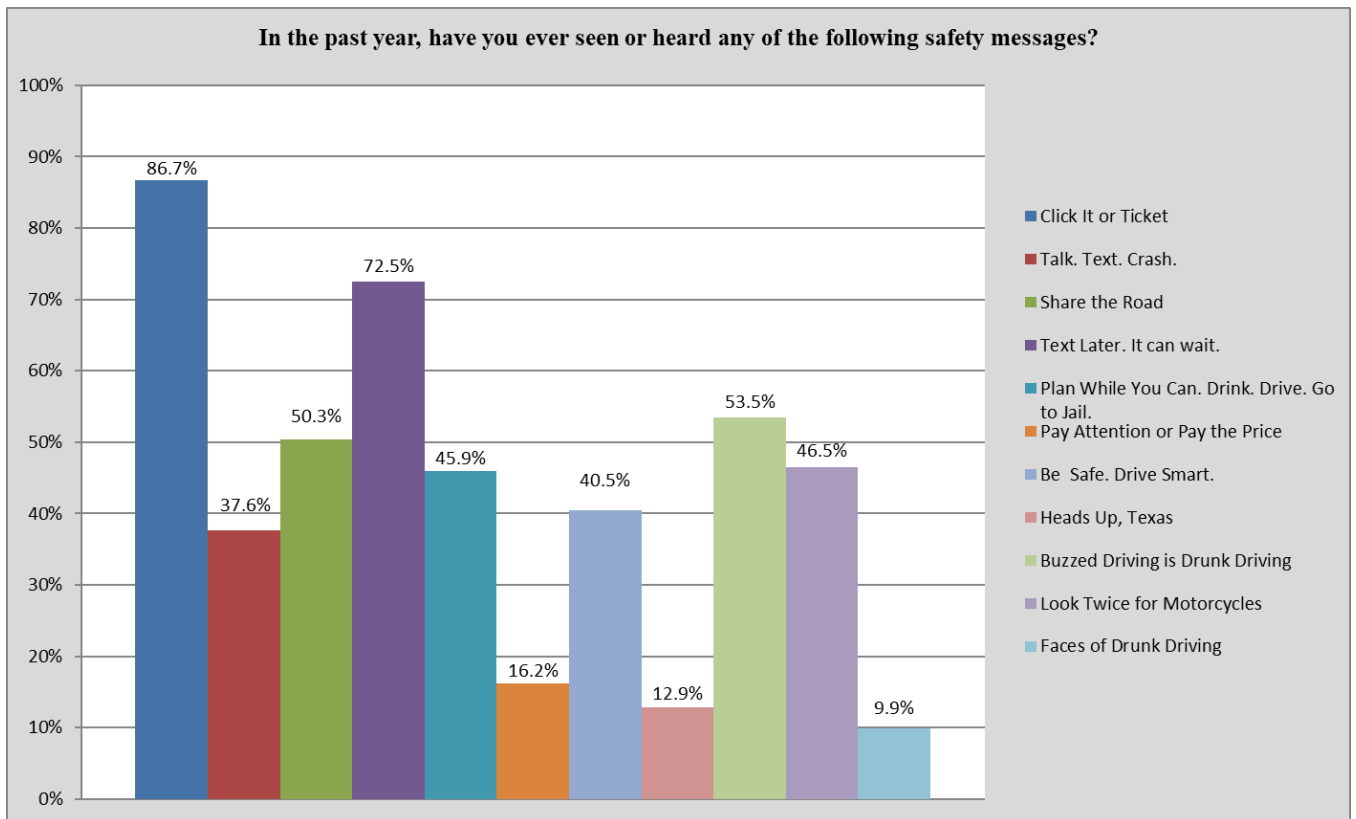


Table 5. Traffic Safety Campaign Recognition

Tag Line	Highest Recognition Area	%	Lowest Recognition Area	%
Click It or Ticket	Wichita Falls Austin	93.3 93.0	Eagle Pass	76.8
Talk. Text. Crash.	El Paso	50.0	Austin San Angelo	27.5
Share the Road	Amarillo	75.2	McAllen	27.7
Text Later. It can wait.	Dallas	84.2	El Paso	39.6
Plan While You Can. Drink. Drive. Go to Jail.	San Antonio	54.0	Lufkin	25.0
Pay Attention or Pay the Price	Plainview Beaumont	22.0 21.8	Brenham	9.4
Be Safe. Drive Smart.	Lufkin	55.4	El Paso	24.0
Heads Up, Texas	Eagle Pass	26.8	McAllen	4.0
Buzzed Driving is Drunk Driving	Big Spring	75.8	Eagle Pass	37.5
Look Twice for Motorcycles	Big Spring Wichita Falls	59.7	Dallas	32.5
Faces of Drunk Driving	Amarillo	16.6	Plainview	2.0

Respondents were asked how often they had done a variety of behaviors related to traffic safety. Table 6 provides the percentages for each of the responses. Considering these responses, the most taboo behavior among the list is to drive without a seat belt, as 81.0 percent said they had never done so. Common illegal driving behaviors self-reported by over 15 percent of respondents included speeding by 15 miles per hour over the speed limit on freeways or highways, and rolling through stop signs.

The most widely reported behavior was using a cell phone while driving, reported as a regular behavior by 10.8 percent of the respondents, and a behavior sometimes done by 24.9 percent. Texting or emailing was the next highest reported regular behavior, reported by 4.6 percent of drivers and sometimes done by another 15.9 percent.

Table 6. Driving Behaviors

In the past 30 days, how often have you done the following?	% Regularly	% Sometimes	% Rarely	% Just Once	% Never
Driven without using seat belt	2.9	5.3	8.1	2.9	80.8
Allowed people to ride in your vehicle without a seat belt	2.7	7.4	11.2	2.4	76.4
Ridden as a passenger without using seat belt	2.4	7.8	10.8	3.2	75.8
Driven 15mph over the speed limit on a freeway/highway	3.3	11.8	17.1	4.4	63.5
Driven 15mph over the speed limit on a residential street	2.2	5.6	12.0	3.5	76.7
Driven through a light just turned red when could have stopped	2.1	6.4	16.9	10.3	64.3
Driven through a stop sign	2.5	11.6	22.1	7.1	56.7
Driven while very sleepy	2.3	11.6	21.3	8.2	56.7
Talked on cell phone while driving	9.3	23.6	21.6	6.4	39.1
Read or sent text messages or emails while driving	3.9	15.1	19.5	5.2	56.3

A follow-up question was asked to determine if mobile communication device use and drinking and driving behavior had decreased by respondents and if so, what factors were related to the change in behavior. Of the 2,377 people who answered the question regarding cell phone use, 9.7 percent checked they had not been influenced to use cell phones less while driving. Another 28.7 percent said they did not use a cell phone while driving. For those who said they had been influenced to use a cell phone less while driving, the highest percentage (64.2 percent) checked “fear of injury to self or others” as the reason. The least often cited influencer was employee policy (Figure 29).

Of the 2,377 people who responded to the question regarding reasons for not drinking and driving or for stopping drinking and driving, 8.9 percent said they had not been influenced to drink and drive less. Figure 30 shows that for those who had stopped or do not drink and drive, the most prevalent reason was fear of injury to themselves or others (62.0 percent). Almost half (49.8 percent) said the effect on their driving, or worry about a wreck was an influencer. Over half (55.2 percent) said they do not drink and drive.

Figure 29. Reasons for not using or stopping use of cell phones

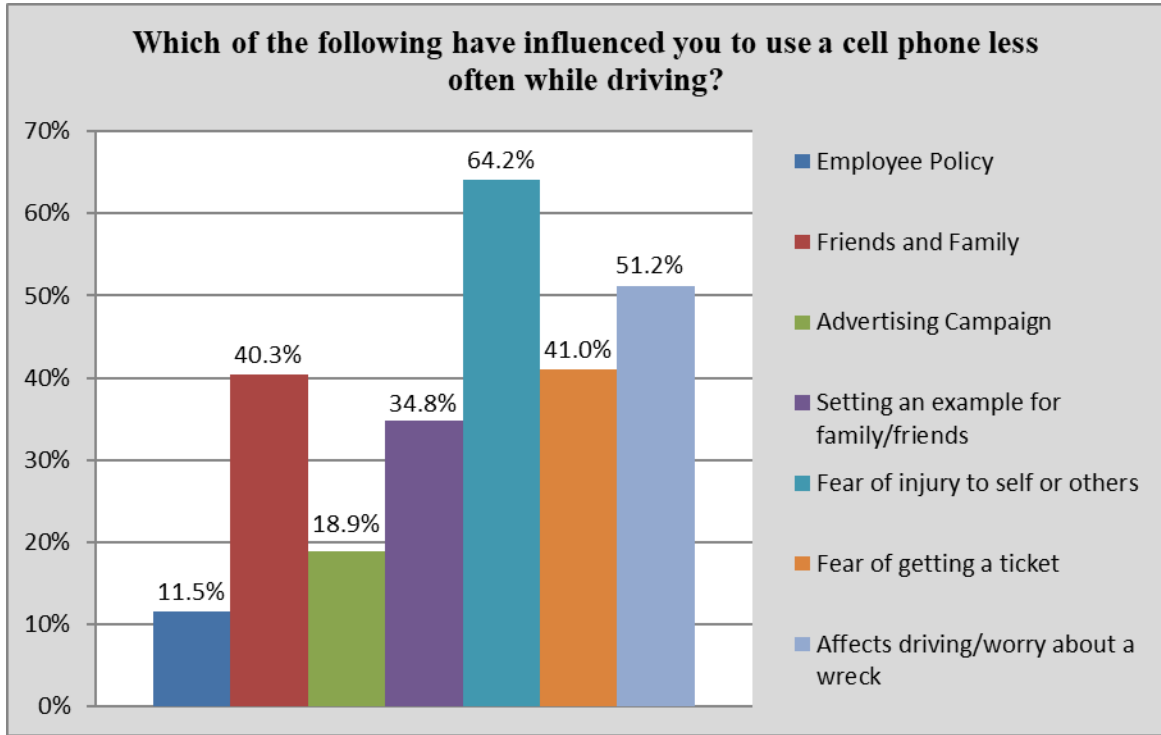
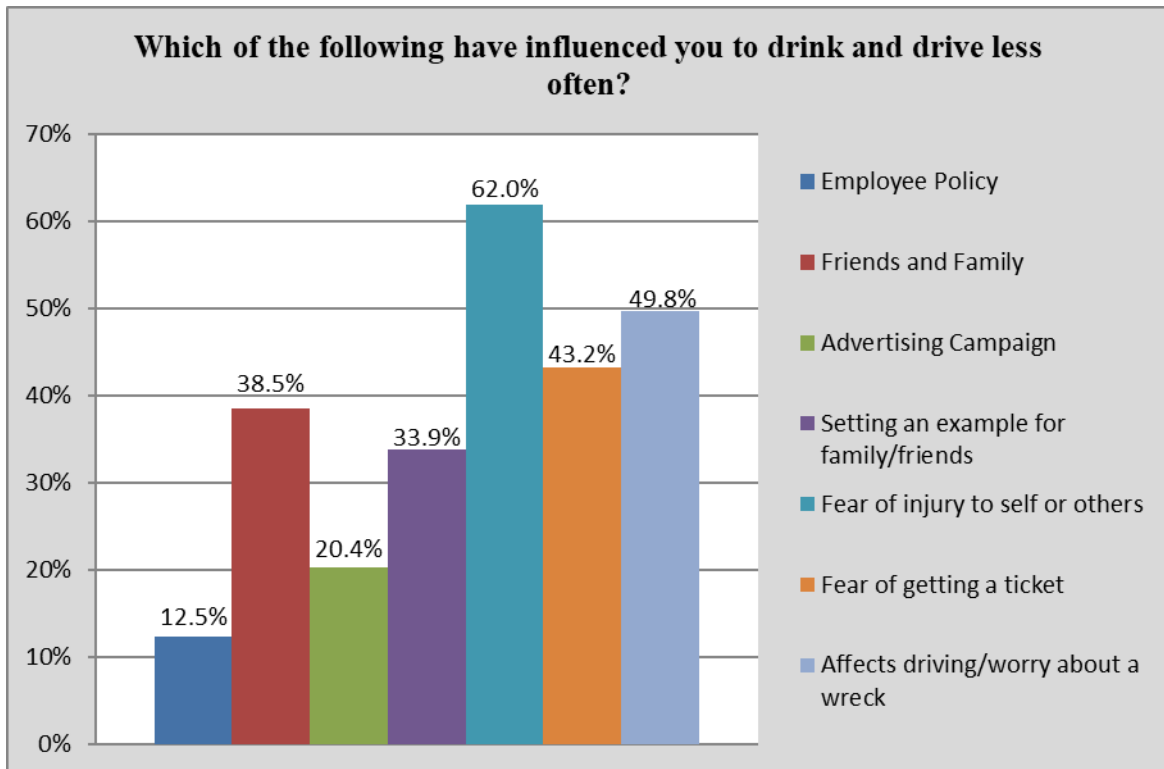


Figure 30. Reasons for not or stopping drinking and driving



Significant Changes from 2017 to 2018

Responses to the core questions were analyzed in comparison to responses to the questions in common on the 2017 survey to determine if any significant changes occurred. The one area in which a notable change was detected was in speeding on local roads, which was significantly lower this year over last year.

With regard to other Texas specific questions, the following comparisons of 2018 results with prior years' results are noted:

- Click It or Ticket remains the most widely recognized campaign among the 11 presented. The distracted driving message of Talk. Text. Crash. is not as recognized this year as Text Later. It can wait (37.7 percent compared to 72.5 percent). Faces of Drunk Driving continues to be the lowest recognized campaign at 9.9 percent in 2018, and decreased from 10.7 percent in 2017.
- Texans remain unsure of the minimum BAC level that is defined as intoxication in Texas, with almost one-third (32.2 percent) checking the Not Sure response. Additionally, despite a new statewide ban on texting and driving, almost 20 percent of the survey respondents checked Not Sure as to what the law is. In contrast, the seat belt law is widely known, with 90.2 percent checking the correct response and only 5.2 percent checking the Not Sure response.

Summary of Key Findings

- The Click It or Ticket message was the most highly recognized of 11 traffic safety campaign messages.
- Ninety-five percent of respondents reported they always or nearly always use their seat belt.
- Impaired driving enforcement campaign messages are seen and heard by Texas drivers, as evidenced by the majority of Texans surveyed who said they had read, seen or heard an impaired driving and seat belt enforcement message in the past 30 days.
- Most Texas drivers believe it is very likely that impaired drivers will be arrested.
- Less than half of those surveyed (45.2 percent) knew the legal BAC limit for intoxication in Texas, with 32.2 percent saying they were not sure what the limit is.
- Self-reported cell phone use among drivers is most common relative to other traffic safety risk behaviors, with second most common being texting while driving. Almost one-third (32.9 percent) of respondents said they sometimes or regularly talk on their cell phone while driving.
- Nineteen percent of drivers reported regularly or sometimes texting while driving in the past 30 days, a decrease from 20 percent reported in 2017.
- Over 40 percent of drivers admit they sometimes exceed the speed limit—42.2 percent by five miles per hour on local roads and 43.5 percent by five miles per hour sometimes or more frequently on highways with 70 miles per hour speed limits. Almost eight percent of drivers said they had sometimes or regularly driven 15 miles per hour over the speed limit on residential streets in the last 30 days. Over 15 percent said they had sometimes or regularly driven 15 miles per hour over the speed limit on freeways or highways in the past 30 days. Speeding on local roads is a core performance measure that decreased in 2018 from 2017.
- The most often cited influence on reducing cell phone use and impaired driving behavior is fear of injury to themselves or others. The least often cited influence is an employer policy.

APPENDIX A: Questionnaire and 2018 Responses

Question	Answer Choices						
1. What type of vehicle do you drive most often?	None, I do not drive 7.1%	Passenger Car 39.4%	Pickup 18.5%	SUV 25.6%	Van 2.9%	Motorcycle 0.9%	Other 5.5%
2. Have you read, seen or heard anything about seat belt law enforcement by police?	Yes, in the past 60 days 44.1%		Yes, in the past year 33.5%		No 16.5%		Not Sure 5.9%
3. Have you read, seen or heard anything about speed enforcement by police?	Yes, in the past 30 days 43.3%		Yes, in the past year 32.8%		No 18.2%		Not Sure 5.6%
4. Have you read, seen or heard anything about alcohol impaired driving (or drunk driving) enforcement by police?	Yes, in the past 30 days 56.1%		Yes, in the past year 29.8%		No 11.2%		Not Sure 2.9%
5. How often do you use seat belts when you drive or ride in a car, van, SUV or pickup?	Always 89.4%	Nearly Always 6.0%	Sometimes 2.6%	Seldom 0.7%	Never 1.2%		
6. On a local road with a speed limit of 30 mph, how often do you drive faster than 35 mph?	Most of the time 8.9%	About half of the time 8.8%	Sometimes 24.5%	Rarely 32.3%	Never 25.5%		
7. On a road with a speed limit of 70 mph, how often do you drive faster than 75 mph?	Most of the time 10.0%	About half of the time 8.8%	Sometimes 24.6%	Rarely 28.2%	Never 28.4%		
8. What do you think the chances are of getting a ticket if you don't wear your seat belt?	Very Likely 49.4%	Somewhat Likely 17.0%	Likely 19.2%	Unlikely 8.9%	Very Unlikely 5.5%		
9. What do you think the chances are of getting a ticket if you drive over the speed limit?	Very Likely 48.7%	Somewhat Likely 25.3%	Likely 18.0%	Unlikely 5.3%	Very Unlikely 2.7%		
10. What do you think the chances are of someone getting arrested if they drive after drinking?	Very Likely 63.8%	Somewhat Likely 17.6%	Likely 12.7%	Unlikely 3.6%	Very Unlikely 2.3%		

Question	Answer Choices						
11. Are you in favor of or opposed to sobriety checkpoints (where drivers are stopped briefly by police to check for alcohol impaired driving)?	Strongly Favor 36.3%	Favor 21.6%	Feel Neutral 23.6%	Oppose 9.7%	Strongly Oppose 8.9%		
12. In Texas, you are legally intoxicated when your Blood Alcohol Content (BAC) is a minimum of?	.01 7.8%	.05 11.1%	.08 45.2%	1.20 1.4%	1.50 0.9%	2.0 1.6%	Not Sure 32.2%
13. Do you ever drive after drinking more than you think you should have?	No 52.1%	Very Rarely 11.4%	Sometimes 3.6%	Frequently 0.4%	Very Frequently 1.0%	Do Not Drink 31.5%	
14. In the past 60 days, how many times have you driven a motor vehicle within 2 hours after drinking alcoholic beverages?	<u>13.7%</u> Number of times (fill in)	None, I do not drink 32.8%			None, I do not drink & drive 53.5%		

15. In the past year, have you ever seen or heard any of the following safety messages? [Check all that apply.]

- | | | |
|--------------------------------|--|---------------------------------------|
| 86.7% Click It or Ticket | 45.9% Plan While You Can. Drink. Drive. Go to Jail | |
| 37.6% Talk. Text. Crash. | 16.2% Pay Attention or Pay the Price | 53.5% Buzzed Driving is Drunk Driving |
| 50.3% Share the Road | 40.5% Be Safe. Drive Smart | 46.5% Look Twice for Motorcycles |
| 72.5% Text Later. It can wait. | 12.9% Heads Up, Texas | 9.9% Faces of Drunk Driving |

16. What is the current law in Texas on texting and driving? (Please check the one most correct answer.)

- 68.2% Texting while driving is banned on all roads in Texas
- 7.0% Texting while driving is allowed in cities that have not passed a local ordinance against it
- 0.5% Texting while driving is allowed on highways but banned on city streets
- 2.4% Texting while driving is allowed if your device you are typing on is not held in your hand
- 19.6% Not Sure
- 0.4% *Texting while driving is banned on all roads in Texas AND Texting while driving is allowed if your device you are typing on is not held in your hand*
- 1.8% *Multiple responses*

17. What is the current law in Texas for seatbelt use? (Please check the one most correct answer.)

- 90.2% Every person in the vehicle is required to use seatbelts
- 3.6% Only front seat driver and passengers are required to use seatbelts
- 0.5% Drivers of large pickups (1 ton and over) are not required to use seatbelts
- 0.5% Seatbelt use is encouraged but optional in Texas
- 5.2% Not Sure
- 0.1% *Multiple responses*

18. In the past 30 days, how often have you done the following?

	Regularly	Sometimes	Rarely	Just Once	Never
Driven without using your seatbelt	2.9%	5.3%	8.1%	2.9%	80.8%
Allowed people to ride in your vehicle without using a seatbelt	2.6%	7.4%	11.2%	2.4%	76.4%
Ridden as a passenger without using your seatbelt	2.4%	7.8%	10.8%	3.2%	75.8%
Driven 15 mph over the speed limit on a freeway or highway	3.3%	11.8%	17.1%	4.4%	63.4%
Driven 15 mph over the speed limit on a residential street	2.2%	5.6%	12.0%	3.5%	76.6%
Driven through a light just turned red when you could have stopped	2.1%	6.4%	16.9%	10.3%	64.3%
Rolled through a stop sign without coming to a complete stop	2.5%	11.6%	22.1%	7.1%	56.7%
Driven when you were feeling very sleepy	2.2%	11.6%	21.3%	8.2%	56.7%
Talked on your cell phone while you were driving	9.3%	23.6%	21.6%	6.4%	39.1%
Read or sent a text message or email while you were driving	3.9%	15.1%	19.5%	5.2%	56.3%

19. Which of the following have influenced you? Check all that apply:

	Employee Policy	Friends and Family	Advertising Campaign	Setting an example for family/friends	Fear of injury to self or others	Fear of getting a ticket	Affects driving/worry about a wreck
To use a cell phone less often while driving	11.5%	40.3%	18.9%	34.8%	64.2%	41.0%	51.2%
To drink and drive less often	12.5%	38.5%	20.4%	33.9%	62.0%	43.2%	49.8%

9.7% None of the above – I have not been influenced to use a cell phone less while driving

8.9% None of the above – I have not been influenced to drink and drive less

28.6% I do not use a cell phone while driving

55.2% I do not drink and drive

20. What is your age? 15.2% 18–21 20.0% 22–30 29.8% 31–45 27.7% 46–65 7.2% Over 65

21. What is your race/ethnicity?

42.0% White 14.4% Black 35.8% Hispanic 4.8% Asian 2.2% Other 0.7% Combination

22. What is your gender? 44.8% Male 55.2% Female

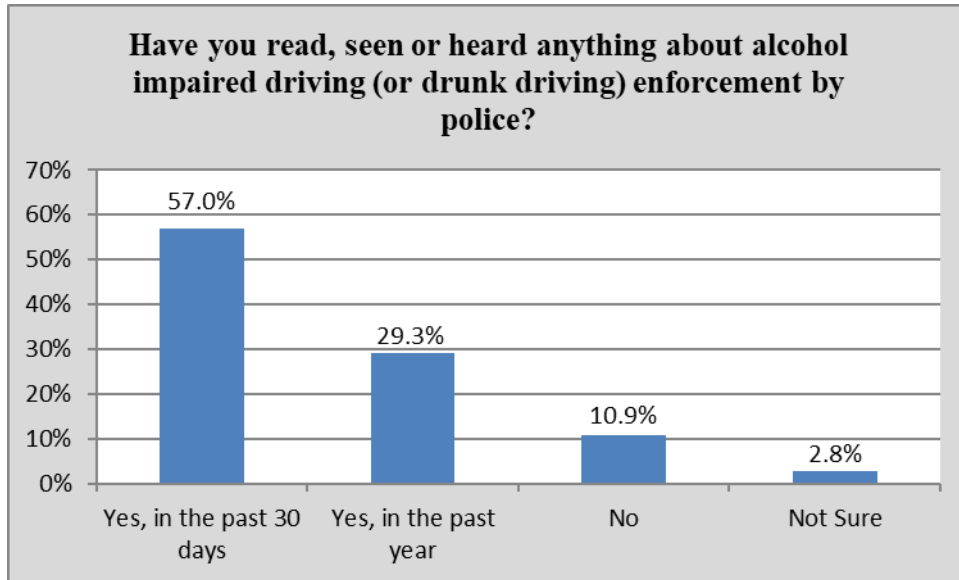
23. What is the highest level of education you have completed? 32.7% High School

32.6% Some college, Associate degree, or technical school 23.9% College Degree 10.8% Advanced degree

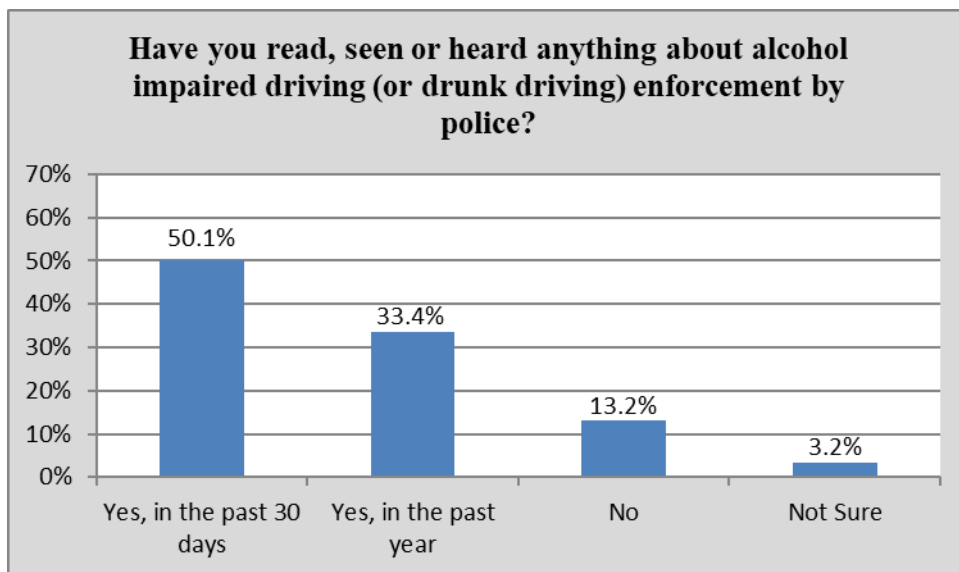
24. What is your zip code? 569 unique zip codes from all surveys

APPENDIX B: CORE QUESTION RESPONSES: CITY COMPARISONS

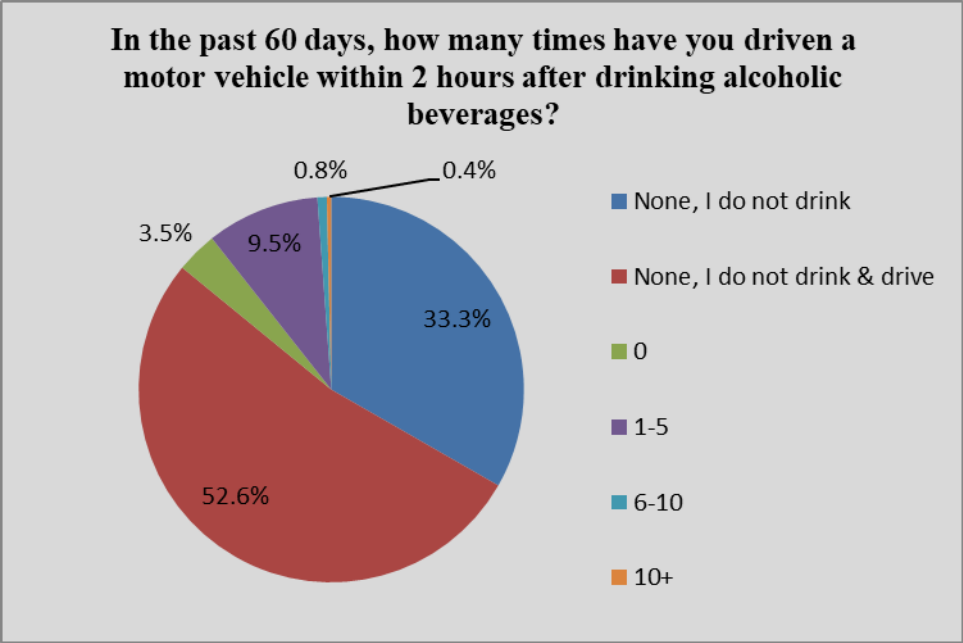
Large Cities



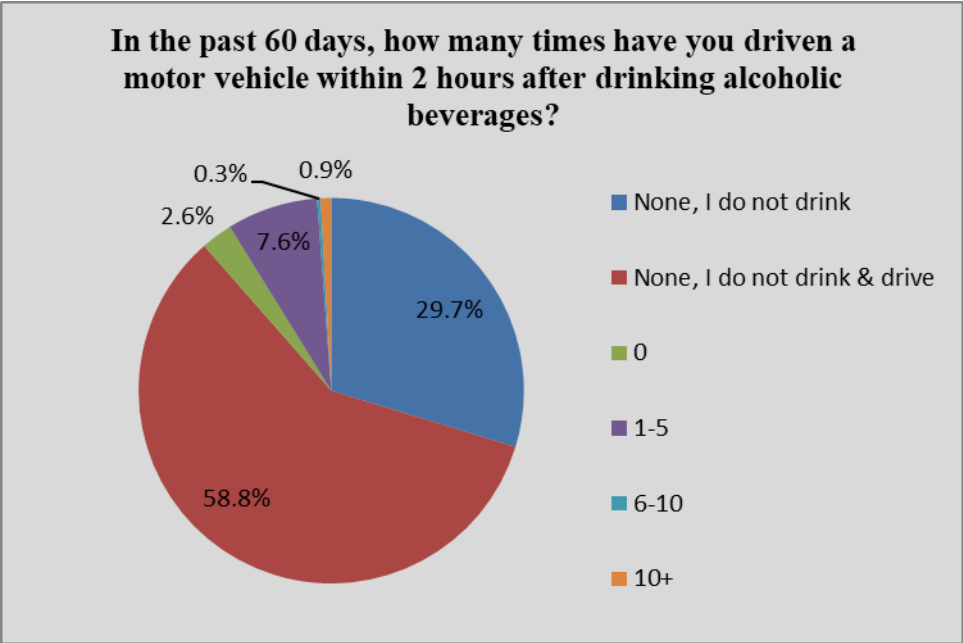
Small Cities



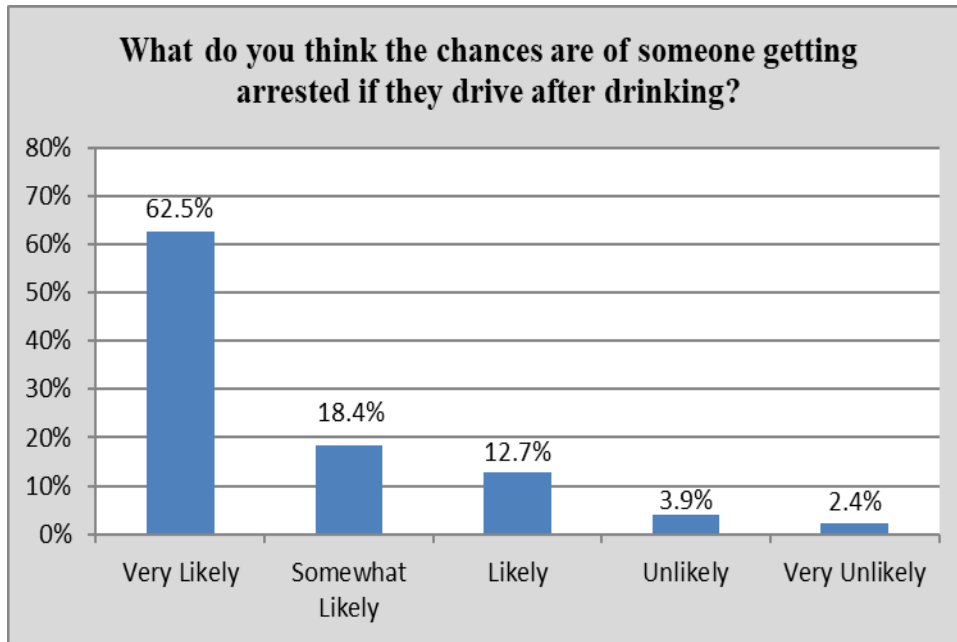
Large Cities



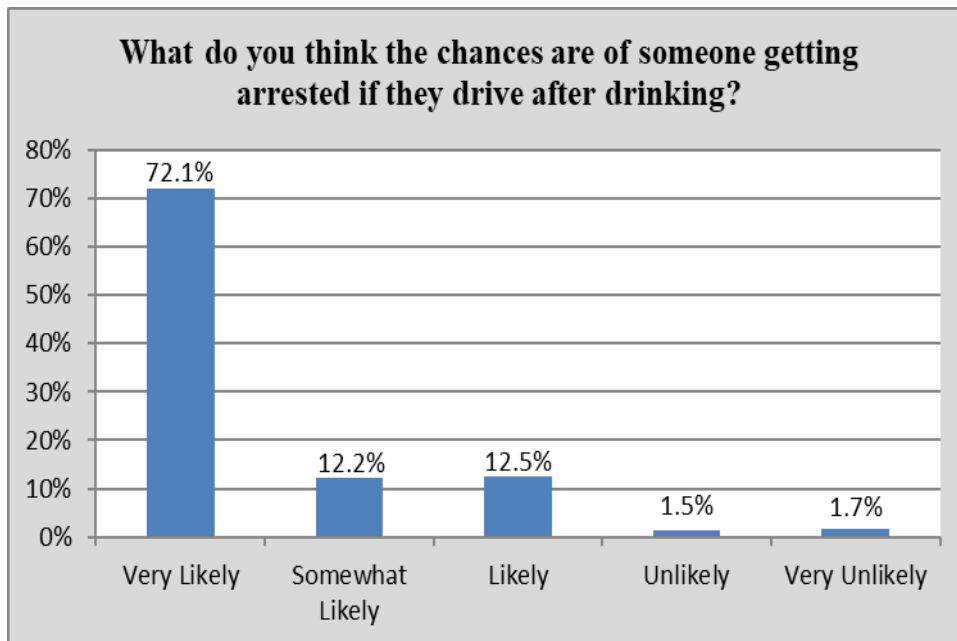
Small Cities



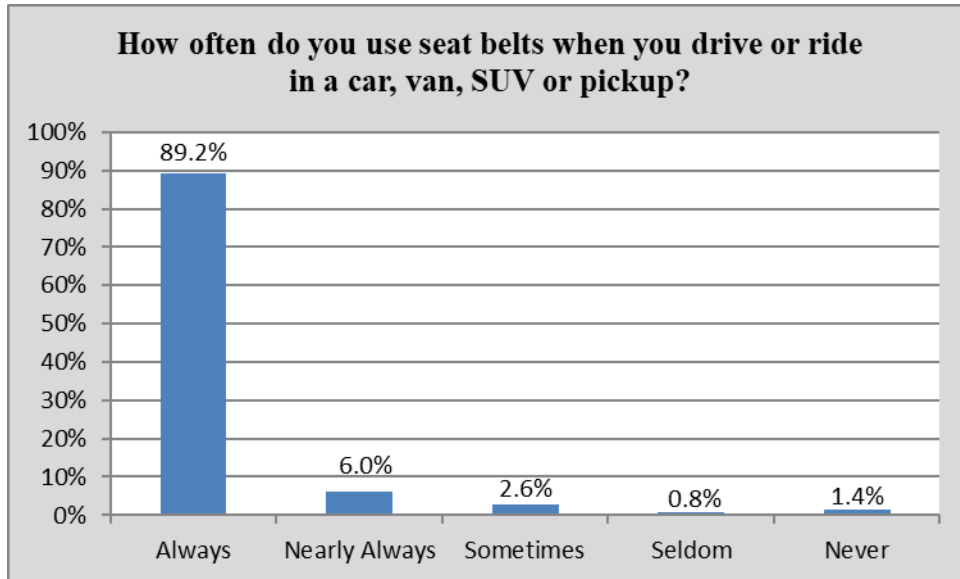
Large Cities



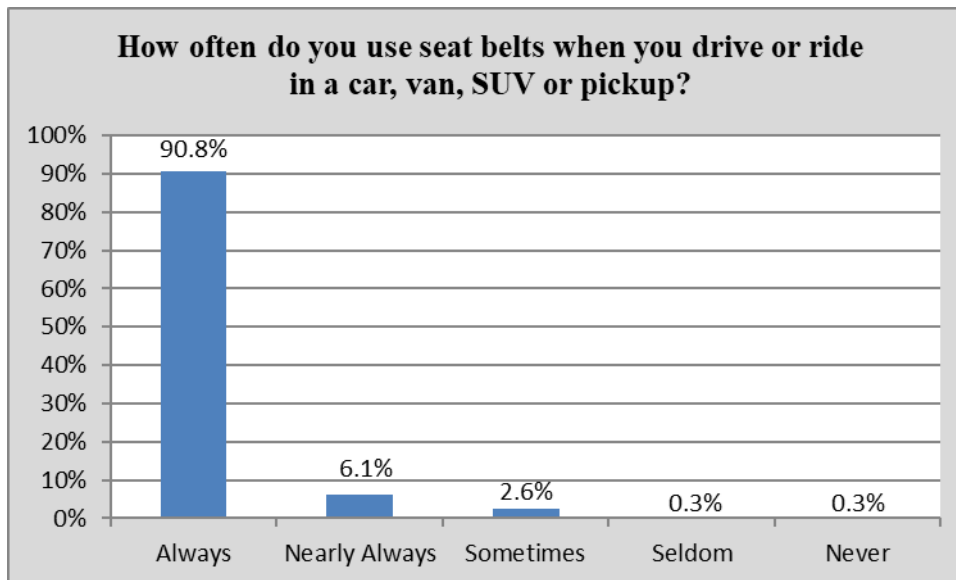
Small Cities



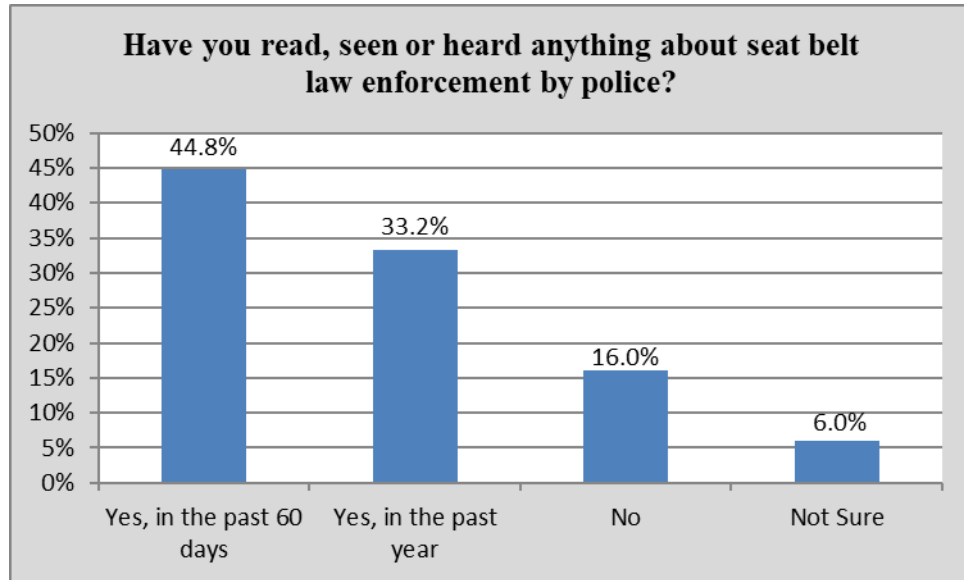
Large Cities



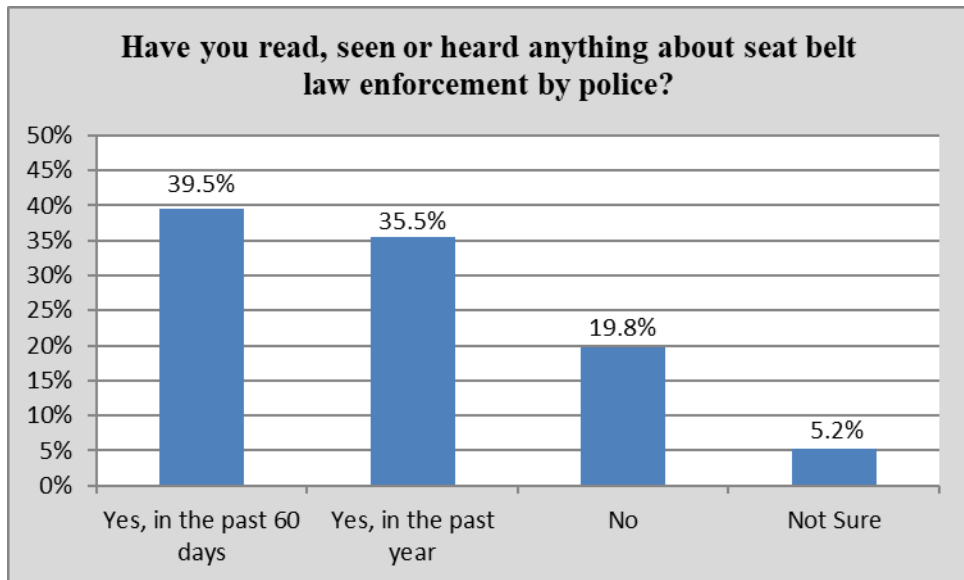
Small Cities



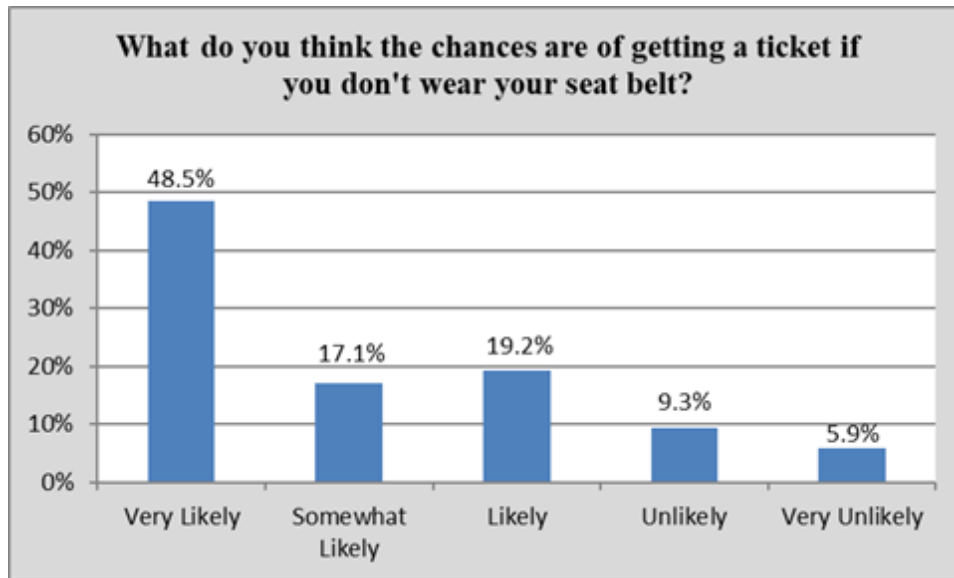
Large Cities



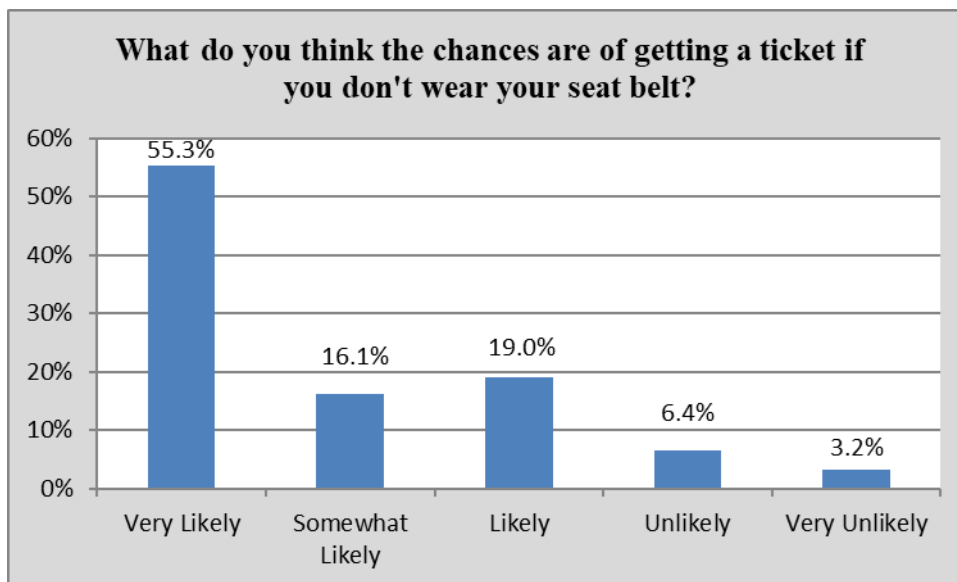
Small Cities



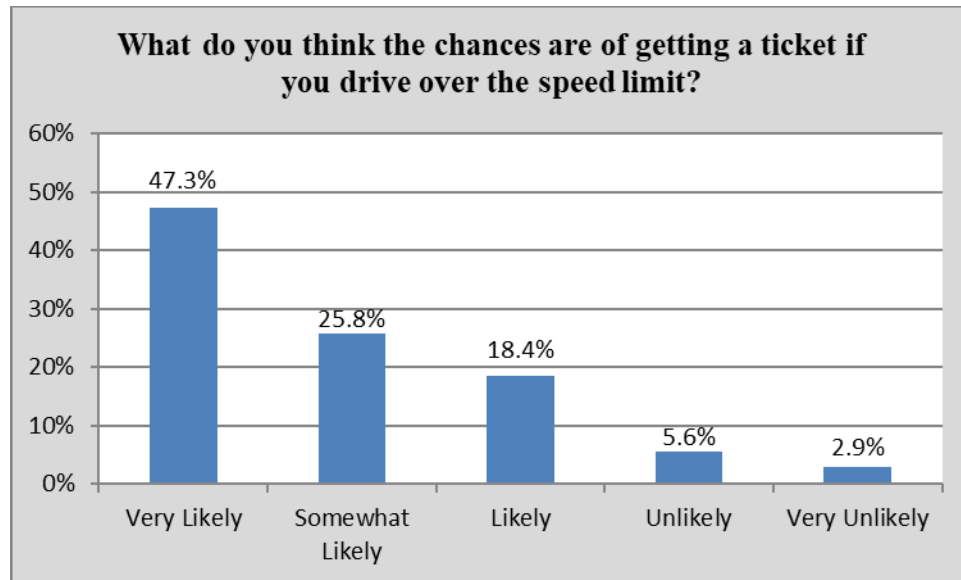
Large Cities



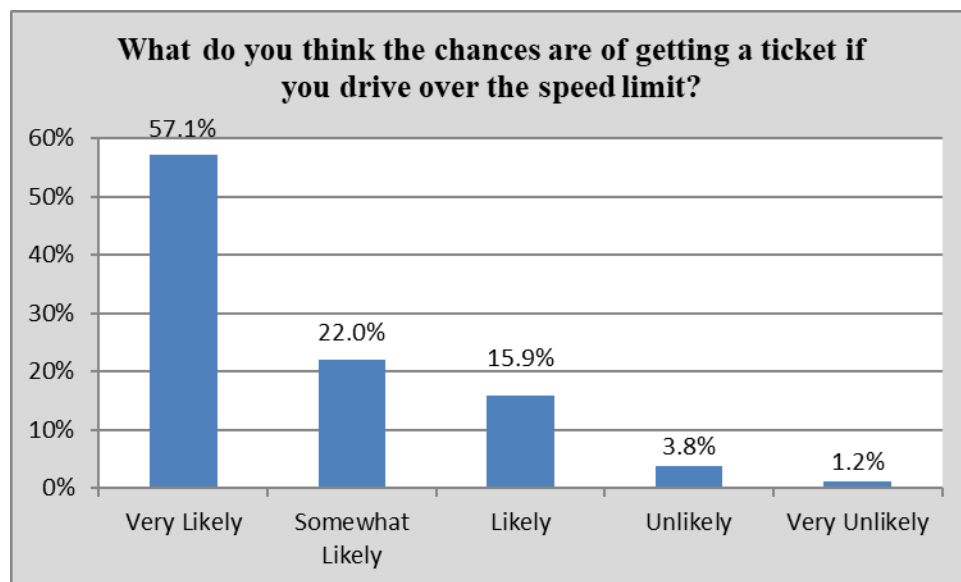
Small Cities



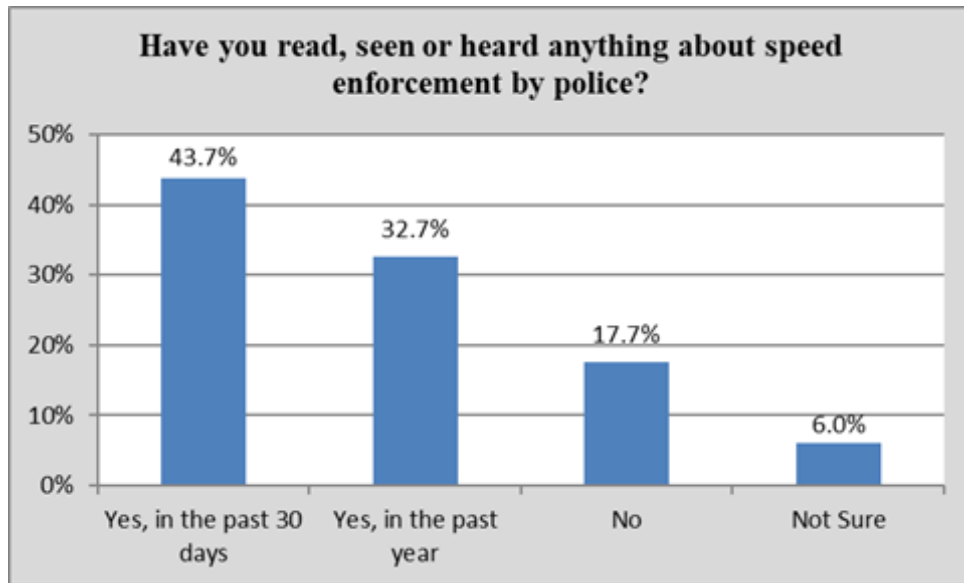
Large Cities



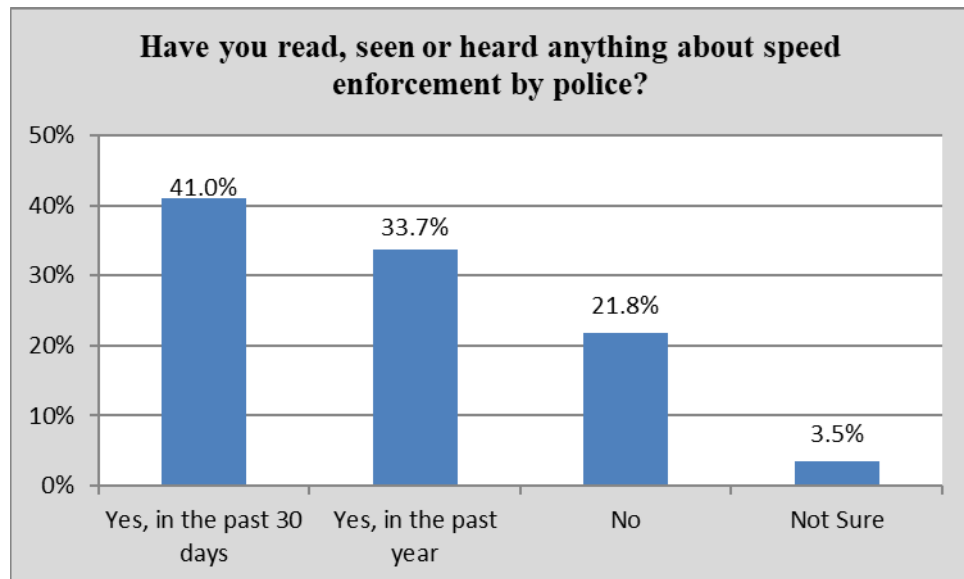
Small Cities



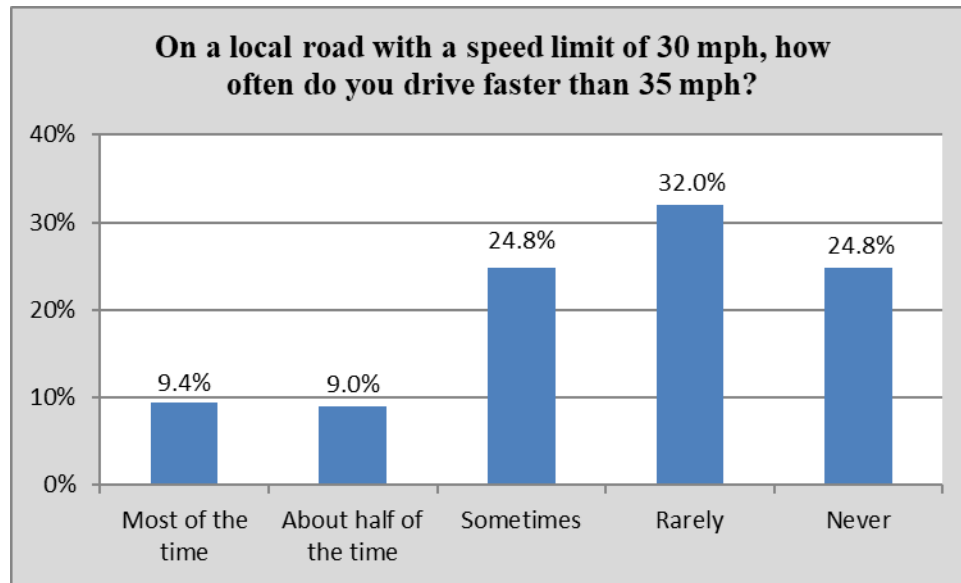
Large Cities



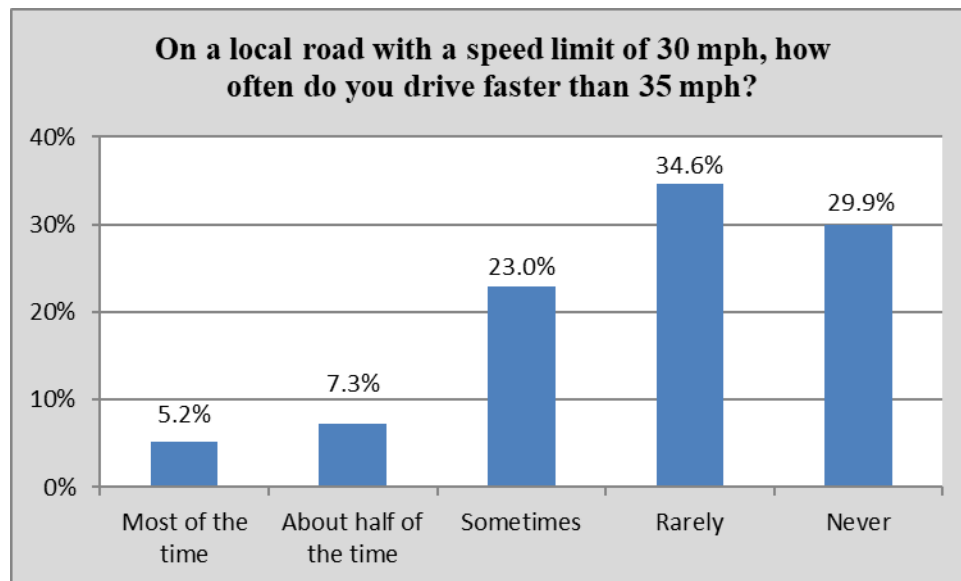
Small Cities



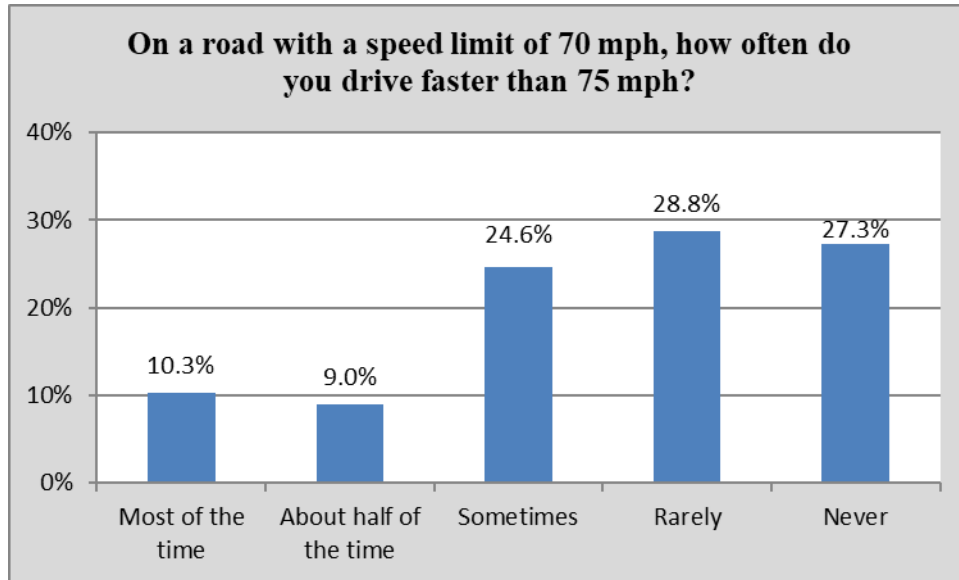
Large Cities



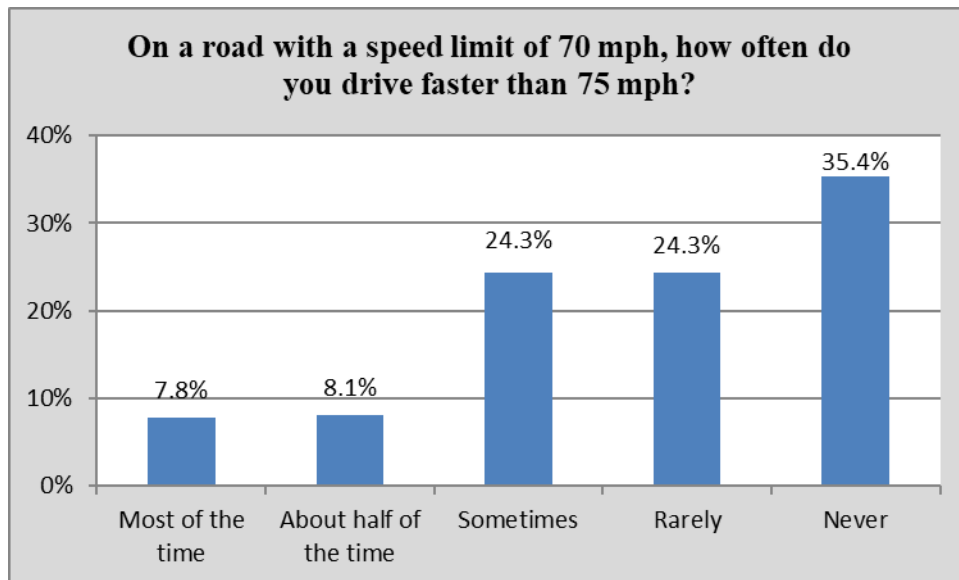
Small Cities



Large Cities



Small Cities



APPENDIX C: CORE QUESTION RESPONSE PERCENTAGES BY YEAR

Have you read, seen or heard anything about seat belt law enforcement by police?					
	Yes, in the past 60 days	Yes, in the past year	Combined Yes	No	Not Sure
2010	72.7	N/A	72.7	22.2	5.1
2011	66.2	N/A	66.2	27.7	6.1
2012	70.2	N/A	70.2	25.2	4.6
2013	62.8	N/A	62.8	28.6	8.6
2014	50.1	31.6	81.7	13.3	5.0
2015	46.2	34.1	80.3	14.7	5.1
2016	44.3	34.5	78.8	16.2	5.0
2017	41.8	35.0	76.8	17.3	6.0
2018	44.1	33.5	77.6	16.5	5.9

Have you read, seen or heard anything about speed enforcement by police?					
	Yes, in the past 30 days	Yes, in the past Year	Combined Yes	No	Not Sure
2010	47.0	N/A	47.0	38.9	14.1
2011	44.8	N/A	44.8	40.9	14.3
2012	49.7	N/A	49.7	39.7	10.5
2013	42.6	N/A	42.6	41.8	15.6
2014	45.6	31.6	77.2	17.8	5.0
2015	42.7	32.9	75.6	19.3	5.1
2016	42.1	34.5	76.6	18.6	4.9
2017	44.1	31.9	76.0	19.2	4.9
2018	43.3	32.8	76.1	18.2	5.6

Have you read, seen or heard anything about alcohol impaired driving (or drunk driving) enforcement by police?					
	Yes, in the past 30 days	Yes, in the past year	Combined Yes	No	Not Sure
2010	71.6	N/A	71.6	20.6	7.8
2011	75.1	N/A	75.1	19.1	5.8
2012	74.1	N/A	74.1	21.0	4.9
2013	66.8	N/A	66.8	24.4	8.7
2014	59.0	28.8	87.8	9.3	2.9
2015	60.0	28.8	88.8	8.9	2.3
2016	56.1	31.7	87.8	9.6	2.6
2017	57.0	30.0	87.0	10.3	2.7
2018	56.1	29.8	85.9	11.2	2.9

What do you think the chances are of getting a ticket if you don't wear your seat belt?					
	Very Likely	Somewhat Likely	Likely	Unlikely	Very Unlikely
2010	48.1	19.9	21.7	6.9	3.5
2011	47.8	19.0	21.1	7.5	4.7
2012	47.4	22.5	18.2	7.3	4.7
2013	47.5	18.2	20.5	8.9	5.0
2014	51.9	18.7	16.3	9.2	3.9
2015	53.8	18.0	17.3	6.8	4.1
2016	53.6	17.0	18.2	7.5	3.7
2017	51.1	16.4	18.0	9.6	4.9
2018	49.4	17.0	19.2	8.9	5.5

What do you think the chances are of getting a ticket if you drive over the speed limit?

	Very Likely	Somewhat Likely	Likely	Unlikely	Very Unlikely
2010	41.3	27.0	23.5	5.8	2.4
2011	43.1	25.4	22.1	6.9	2.4
2012	41.9	29.7	21.6	4.6	2.2
2013	43.6	22.7	21.8	8.6	3.3
2014	47.4	27.0	18.3	5.1	2.2
2015	52.1	22.7	18.2	4.6	2.5
2016	50.6	23.3	19.0	4.7	2.4
2017	51.3	22.4	18.1	5.7	2.4
2018	48.7	25.3	18.0	5.3	2.7

What do you think the chances are of someone getting arrested if they drive after drinking?

	Very Likely	Somewhat Likely	Likely	Unlikely	Very Unlikely
2010	56.3	20.3	15.6	4.9	2.9
2011	59.1	18.6	15.6	4.0	2.6
2012	56.7	22.8	12.8	5.2	2.5
2013	57.7	18.0	16.3	4.9	3.1
2014	62.8	18.5	13.1	3.9	1.8
2015	65.6	16.5	13.0	2.7	2.3
2016	65.4	17.3	11.8	3.3	2.1
2017	66.7	16.0	12.0	3.8	1.6
2018	63.8	17.6	12.7	3.6	2.3

How often do you use seat belt when you drive or ride in a car, van, SUV or pickup?

	Always	Nearly Always	Sometimes	Seldom	Never
2010	91.1	5.7	2.3	0.5	0.4
2011	89.8	6.7	2.1	0.7	0.7
2012	90.4	6.8	2.3	0.3	0.3
2013	88.0	8.9	1.8	0.5	0.8
2014	91.2	6.0	1.8	0.3	0.7
2015	91.8	4.7	2.1	0.7	0.6
2016	90.1	5.7	3.0	0.3	0.9
2017	90.2	5.5	2.6	1.1	0.7
2018	89.4	6.0	2.6	0.7	1.2

On a local road with a speed limit of 30 mph, how often do you drive faster than 35 mph?

	Most of the time	About half the time	Sometimes	Rarely	Never
2010	9.0	12.1	29.0	33.5	16.3
2011	8.4	11.7	29.7	32.6	17.6
2012	7.9	11.0	31.6	33.6	16.0
2013	9.9	9.4	32.4	29.5	18.8
2014	11.5	10.4	30.3	31.1	16.7
2015	9.3	9.5	27.2	31.5	22.6
2016	9.3	9.2	27.7	33.2	20.6
2017	8.3	10.7	26.5	32.1	22.4
2018	8.9	8.8	24.5	32.3	25.5

On a road with a speed limit of 70 mph, how often do you drive faster than 75 mph?

	Most of the time	About half the time	Sometimes	Rarely	Never
2010	7.0	8.9	24.5	35.3	24.3
2011	6.9	10.9	22.0	32.0	28.1
2012	7.0	9.5	27.6	34.2	21.8
2013	8.7	9.4	26.2	28.3	27.4
2014	12.5	10.4	26.5	29.0	21.6
2015	8.7	11.0	23.0	30.0	27.3
2016	9.9	10.4	23.0	30.4	26.4
2017	10.3	10.9	23.0	30.0	25.8
2018	10.0	8.8	24.6	28.2	28.4

In the past 60 days, how many times have you driven a motor vehicle within 2 hours after drinking alcoholic beverages?

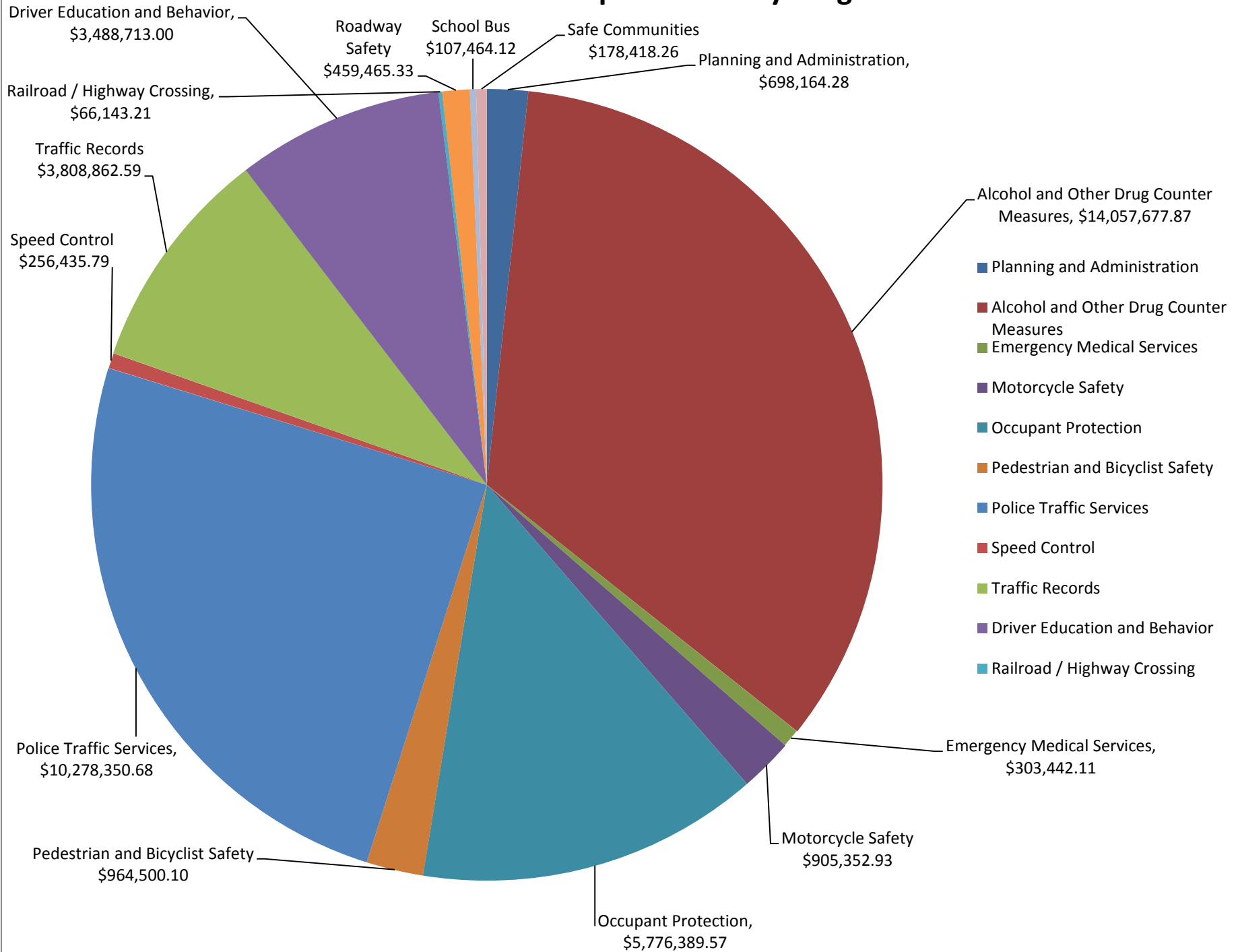
	None	1 to 5	6 to 10	10+	Do not drink/Do not drink & drive
2010	1.5	9.3	2.3	1.5	84.8
2011	1.6	7.7	0.9	0.9	89.0
2012	1.8	9.5	1.3	0.8	86.7
2013	1.3	7.8	1.3	0.7	88.9
2014	1.2	9.1	1.5	1.0	87.3
2015	1.7	7.1	0.8	0.4	90.1
2016	2.9	11.5	1.0	0.4	84.2
2017	3.5	10.6	0.8	0.5	84.6
2018	3.3	9.2	0.7	0.4	86.3

**SECTION SIX -
FINANCIAL SUMMARY**

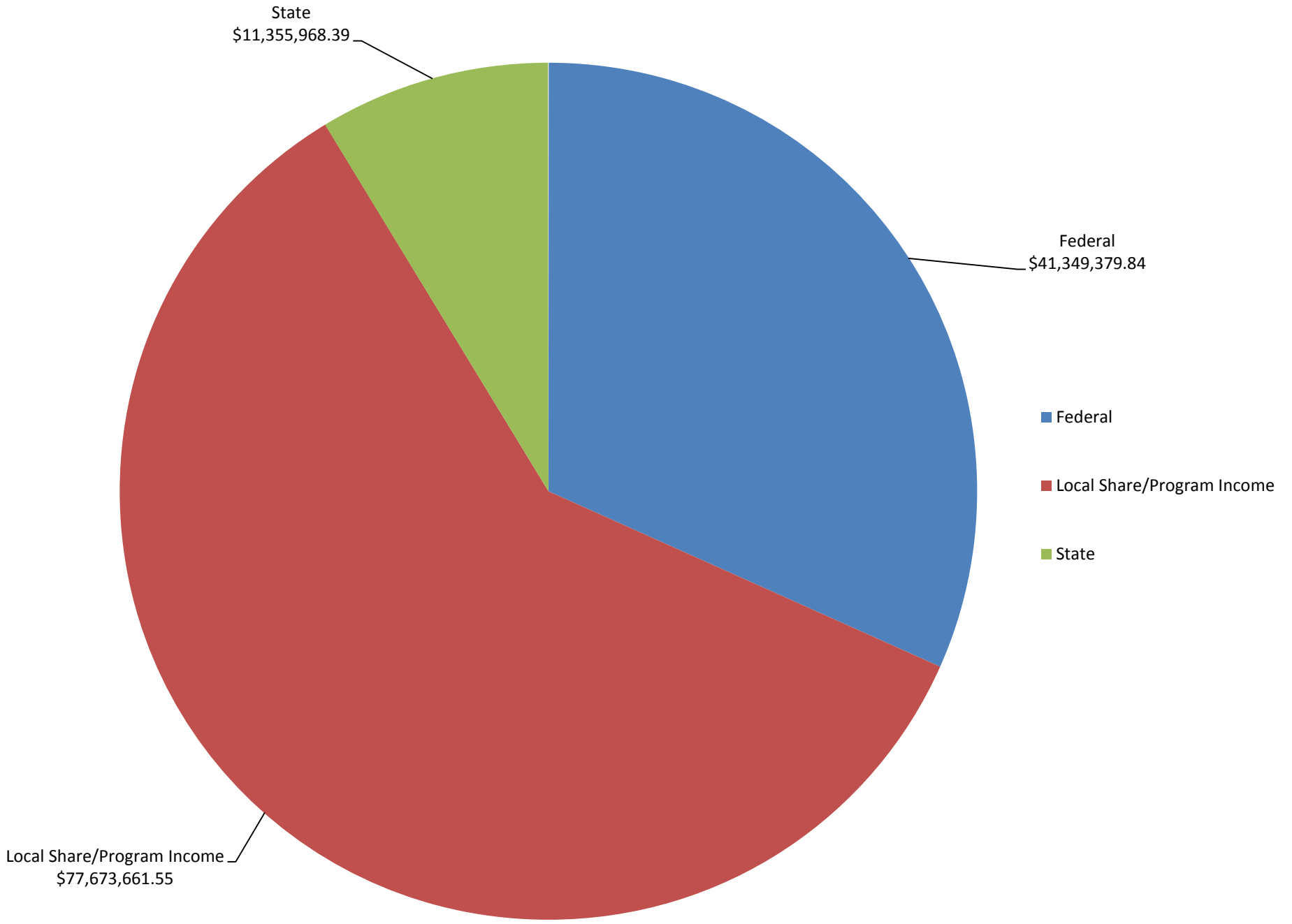
FY 2018 Traffic Safety Funds Traffic Safety Program Expenditure Summary

Program Area	# Proj	Total	FEDERAL					MATCH			Fed. 402 to Local		
			402	405B	405C	405D	405F	405E	STATE	INCOME		LOCAL	
Planning and Administration	Planned:	5	\$5,971,332.84	\$712,249.84						\$5,169,083.00	\$60,000.00	\$30,000.00	
	Actual:	5	\$5,926,911.02	\$698,164.28						\$5,099,184.84	\$63,763.19	\$65,798.71	
Alcohol and Other Drug Counter Measures	Planned:	133	\$24,137,760.95	\$2,921,014.29		\$12,208,197.64				\$380,931.25	\$6,000.00	\$8,598,469.02	\$1,172,031.16
	Actual:	81	\$43,693,343.29	\$2,793,253.61		\$11,264,424.26				\$255,237.00	\$15,250.00	\$29,365,178.42	\$1,158,384.90
Emergency Medical Services	Planned:	1	\$1,483,445.08	\$469,207.95								\$1,014,237.13	
	Actual:	1	\$1,180,756.29	\$303,442.11								\$877,314.18	
Motorcycle Safety	Planned:	5	\$1,894,519.02	\$169,432.10				\$806,109.13		\$150,000.00		\$768,977.79	
	Actual:	5	\$3,281,369.19	\$139,384.27				\$765,968.66		\$149,820.15		\$2,226,196.11	
Occupant Protection	Planned:	61	\$10,003,779.02	\$2,048,883.32	\$4,000,668.34						\$30,700.00	\$4,921,403.24	\$1,293,433.38
	Actual:	50	\$31,828,328.67	\$1,924,115.87	\$3,852,273.70					\$2,123.60	\$44,858.38	\$26,004,957.12	\$1,231,780.13
Pedestrian and Bicyclist Safety	Planned:	14	\$1,425,717.39	\$1,059,520.98							\$8,200.00	\$357,996.41	
	Actual:	14	\$1,415,592.22	\$964,500.10							\$2,788.00	\$448,304.12	
Police Traffic Services	Planned:	88	\$17,692,277.95	\$11,760,507.62								\$5,931,770.33	\$10,769,572.56
	Actual:	77	\$16,499,077.50	\$10,278,350.68								\$6,220,726.82	\$9,373,293.58
Speed Control	Planned:	5	\$496,959.99	\$340,180.78								\$156,779.21	\$340,180.78
	Actual:	5	\$384,944.55	\$256,435.79								\$128,508.76	\$256,435.79
Traffic Records	Planned:	10	\$11,515,516.63	\$679,919.57		\$6,358,466.95				\$3,565,136.00		\$911,994.11	
	Actual:	10	\$7,980,383.24	\$672,407.94		\$3,136,454.65				\$3,384,086.54		\$787,434.11	
Driver Education and Behavior	Planned:	15	\$6,441,043.46	\$2,577,138.80	\$100,540.08				\$1,198,315.50			\$2,565,049.08	\$1,996,580.95
	Actual:	15	\$11,564,837.87	\$2,290,432.82					\$1,198,280.18			\$8,076,124.87	\$1,837,725.99
Railroad / Highway Crossing	Planned:	1	\$122,807.72	\$79,573.22								\$43,234.50	\$79,573.22
	Actual:	1	\$106,664.03	\$66,143.21								\$40,520.82	\$66,143.21
Roadway Safety	Planned:	2	\$5,576,786.09	\$459,466.84						\$2,498,900.00		\$2,618,419.25	\$459,466.84
	Actual:	2	\$5,976,337.98	\$459,465.33						\$2,465,516.26		\$3,051,356.39	\$459,465.33
Safe Communities	Planned:	1	\$246,315.84	\$181,315.84								\$65,000.00	\$181,315.84
	Actual:	1	\$339,917.81	\$178,418.26								\$161,499.55	\$178,418.26
School Bus	Planned:	1	\$150,854.61	\$109,544.61								\$41,310.00	\$109,544.61
	Actual:	1	\$200,546.12	\$107,464.12								\$93,082.00	\$107,464.12
TOTALS:	Planned:	342	\$87,159,116.59	\$23,567,955.76	\$4,101,208.42	\$6,358,466.95	\$12,208,197.64	\$806,109.13	\$1,198,315.50	\$11,764,050.25	\$104,900.00	\$28,024,640.07	\$16,401,699.34
	Actual:	268	\$130,379,009.78	\$21,131,978.39	\$3,852,273.70	\$3,136,454.65	\$11,264,424.26	\$765,968.66	\$1,198,280.18	\$11,355,968.39	\$126,659.57	\$77,547,001.98	\$14,669,111.31

FY 2018 Federal Expenditures By Program Area



FY 2018 Traffic Safety Expenditures - All Funds



**SECTION SEVEN -
NOTEWORTHY PROJECTS**

Noteworthy Projects

The following section highlights projects that have been identified as Noteworthy Projects. Noteworthy projects are those that showed exemplary success and made an impact in saving lives. Noteworthy projects could also include rising above and beyond the initial targets or earning exceptional feedback from program participants.

Organization:	Texas A&M AgriLife Extension
Project Title:	Watch UR BAC
Project ID:	2018-Texas Ag-G-1YG-0140
Noteworthy Practices:	<p>The Watch UR BAC program uses an ‘Educating the Whole Community’ approach to reducing injuries and deaths due to impaired driving. Programs are conducted at schools, parent meetings, teacher in-service trainings, school nurse trainings and law enforcement. By including youth/high school students, college students, teachers, parents, law enforcement and other concerned groups, Watch UR BAC ensures that similar information is being presented to all parties involved. Each program is tailored to be age-appropriate, while providing the message of impaired driving awareness and prevention.</p> <p>Use of Interactive Impaired Driving Simulators</p> <p>The Watch UR BAC program conducts programming statewide to reach at-risk youth audiences with education on the dangers of impaired driving and underage alcohol use. Watch UR BAC uses five different DWI (driving while intoxicated) prevention simulators including a motorcycle simulator to demonstrate the effect of alcohol and other drugs on driving skills. Research from Penn State University supports the use of video games and simulation stating, “Whereas viewers and readers typically watch characters make decisions in movies and books, many video games allow the player to actually make those choices, resulting in feelings such as guilt or pride.” Through a video game experience, drivers encounter obstacles and hazards to simulate those that one may face if they chose to drive impaired. Fatal Vision Goggles, which distort vision, are worn by the driver during the simulation experience to further replicate the effect of alcohol and other drugs on the driver’s vehicle control.</p> <p>Adult Education Toolkit: “Educating the Whole Community”</p> <p>Again, this year, Watch UR BAC began conducting Teacher In-Service Trainings to bring drug and alcohol trends to educators. In FY18, Watch UR BAC built on these trainings to include other groups to establish a “whole community” approach to education on these topics. By including youth/high school students, college students, teachers, parents, law enforcement, municipal courts and other concerned groups. Watch UR BAC ensures that similar information is being presented to all parties involved. Each program is tailored to be age-appropriate, while providing the message of impaired driving awareness and prevention.</p>



Pilot Program to Educate Law Enforcement Officers on Current Alcohol and Other Drug Impaired Driving Trends

Our goal is to educate law enforcement and first responders about the recent trends in alcohol and other drugs. We conducted many community scans to determine the alcohol and drugs goods sold in local convenience stores, smoke shops and/or clothing retailers. This turned out to be a good gauge for trends in that area. Information about Naloxone and Narcan were relayed to law enforcement.

DWI Law Enforcement Advisory Group (LEAG)

The Watch UR BAC Program's innovative DWI Law Enforcement Advisory Group (LEAG) brings together community agencies involved in reducing the incidence of impaired driving to discuss increasing enforcement as well as education.

Evidence of
Success:

Use of Interactive Impaired Driving Simulators

Watch UR BAC was established in FY12. Since FY12 there have been 1,504 programs and 297,713 participants educated on the dangers of impaired driving. 5 DWI prevention simulators in use—very effective tool to get the attention of today's technology-focused society. Staff emphasizes the educational message to reiterate impaired driving is not a game.

Watch UR BAC travels the entire state of Texas, entering many communities with population <10,000. This is a huge accomplishment given that many school districts in the smaller communities do not have access to as many of the resources that larger school districts do.

Adult Education Toolkit: "Educating the Whole Community"

This toolkit was updated to reflect current trends and used in 17 different programs across the state to educate approximately 525 adults. Statements from participants included:

"Great presentation!! Very informative!!"

"Very informative. Took lots of notes to discuss with my own children and young adults."

"A lot of 'shock and aw' generalizations of what is out there,

CISD suffers from largo marijuana, alcohol, and prescription abuse. Students need help and concentration in those areas."

Pilot Program to Educate Law Enforcement Officers on Current Alcohol and Drug Impaired Driving Trends

The pilot program proved to be a big success. The police departments in rural areas were especially appreciative of us bringing the program to their community so they would not have the expense of travel to attend trainings. It is also very helpful that we process the TCOLE credits for the departments. The community scan that was conducted in the area before each presentation helped to make the program specific to their community. Information provided and the displays with clothing, stash containers, vape pens and examples of alcohol with large amounts of alcohol were helpful in making the presentation interesting. This pilot program was well received by law enforcement and we will continue to offer it in the future. Six programs were conducted in the follow locations: Commerce, Grayson County, Childress, El Pasco Police Department, Floyd County, and Tyler Police Department. A total of 59 law enforcement officers were educated.

DWI Law Enforcement Advisory Group (LEAG)

In FY18, Watch UR BAC staff expanded the LEAG meetings beyond Brazos County and reached out to law enforcement agencies in the top-25 counties for impaired driving deaths about starting a LEAG in their community. One meeting was held in Conroe to bring their agency on board to create a LEAG for their community. The first official meeting for Denton County DWI Enforcement was conducted October 17, 2017. An invitation went to Officer Ross with Fairview PD. A total of 8 LEAG meetings were conducted in FY18.



Organization:	Texas DPS Troopers Foundation Subcontractor: Law Enforcement Mobile Video Institute (LEMVI)
Project Title:	Standardized Field Sobriety Testing (SFST)/Blood Warrants/Mobile Video
Project ID:	2018-TxDPSTF-G-1YG-0147
Noteworthy Practices:	<ol style="list-style-type: none"> 1. All instructors were certified Drug Recognition Experts (DRE) and used the NHTSA curriculum for SFST re-certification. 2. DRE instructors recommended students attend ARIDE and DRE training. 3. All students were provided a CD with DWI investigation case law, actual blood warrant affidavits & search warrants, and HGN & SFST examples. CD was updated as new procedures and law were available. 4. LEMVI created an officer-worn body camera 2-hour state mandated training PowerPoint presentation which was available to current students via CD and former students for download from the website. 5. LEMVI.com web page was available 24 hours a day with case law update on weekly basis for current and former student officers. 6. Legal warnings were provided on CD in Spanish to be played to Spanish speaking suspects. 7. Additionally, since the course instructors were certified DREs, they were qualified to answer questions beyond basic SFST administration and DWI detection. They also highlighted the advantages of future ARIDE and DRE training for these students.
Evidence of Success:	<p>Student evaluations of the SFST recertification class were rated as: 93.03% rated excellent 6.37% rated very good 0.60% rated good 0.00 rated fair 0.00 rated poor</p> <p>www.lemvi.com has received over 5,000 former student visits since the web page's creation.</p> <p>Lastly, an additional \$12,222.00 was contributed to match above the grant's 2018 objective.</p>

Organization:	Texans Standing Tall
Project Title:	Enhanced Visibility Enforcement Campaign to Reduce Underage Social Access to Alcohol and DUI
Project ID:	2018-TST-G-1YG-0231
Noteworthy Practices:	<p>Texans Standing Tall (TST) is an integral resource for community coalitions and law enforcement agencies working to address the Enhanced Visibility Enforcement Campaign (EVEC). The partnering community coalitions would not be able to successfully implement EVEC in their communities without law enforcement support. TST has partnered with San Antonio Police Department (SAPD) VICE Detectives to assess the internal standard operating procedures for implementation and enforcement of the Social Host Accountability Ordinance within the department.</p> <p>This practice provided information to create a standard operating procedures (SOP) for law enforcement agencies, both experienced and new, to implement the EVEC strategy by utilizing a comprehensive guide in identifying, processing, and enforcing a Social Host Ordinance as an environmental strategy to reduce underage access to alcohol.</p>
Evidence of Success:	<p>The implementation and enforcement SOP is designed to accompany the Social Access Toolkit for community coalitions during the implementation phase to partner with TST and local law enforcement to receive training on best practices identified by SAPD VICE.</p> <p>The components included in the SOP are proven to be effective procedures that SAPD established in order to complete a civil case for individuals in violation of the Social Host Accountability Ordinance. These components include: an organizational chart of the social host process, initial officer report, calls for service sheet, complete history of location, link between property and violator, previous mug shot and/or criminal history, supplemental report to identify the investigators recommendations, notice of violation and an invoice that is sent certified mail to the violator.</p> <p>During fiscal year 2018, this SOP was presented as part of the Controlled Party Dispersal Trainings and the law enforcement webinars, training a total of eight law enforcement departments on best practices for implementing and enforcing the Social Host Ordinance. Department representation included: El Paso Police Department, San Antonio Police Department, Palmview Police Department, Texas A&M University Police Department, Converse Police Department, Waskom Police Department, Odessa Police Department, and East Texas Baptist University Police Department.</p> <p>Currently, the El Paso Police Department, who has been enforcing the Social Host Ordinance over a year, contacted Texans Standing Tall after our webinar training and has requested the SOP to implement within their department.</p> <p>Other law enforcement partners have expressed gratitude for both SAPD VICE and Texans Standing Tall’s assistance in adapting the SOPs as all departments do not have the same capacity and these partners look forward to continued collaboration in the next fiscal year.</p>

Organization:	Texas A&M Transportation Institute, The Texas A&M University System
Project Title:	Peer-to-Peer Traffic Safety Program for Youth in Texas (Teens in the Driver Seat, etc.)
Project ID:	2018-TTI-G-1YG-0074
Noteworthy Practices:	<ul style="list-style-type: none"> • Teens in the Driver Seat (TDS) Teen Advisory Board (TAB) and TDS Program Schools Partner with 2018 <i>Teen Click- It or Ticket</i> Campaign • TDS Zero Crazy
Evidence of Success:	<p><u>Teens in the Driver Seat (TDS) Teen Advisory Board (TAB) and TDS Program Schools Partner with 2018 <i>Teen Click- It or Ticket</i> Campaign</u></p> <p>Teens in the Driver Seat was asked to partner with Sherry Matthews Advocacy Marketing on their <i>Teen Click- It or Ticket</i> (CIOT) Campaign. TDS staff immediately utilized its Teen Advisory Board (TAB) and statewide network of TDS schools to assist in these efforts.</p> <p>TDS began by assisting with the distribution of CIOT kits to TDS schools. Partner schools received this toolkit by the week of March 19, to coincide with the statewide kickoff of the 2018 <i>Teen Click It or Ticket</i> campaign. TDS provided this info to program schools in advance of this date and schools ordered toolkits by 02/23/18 to ensure delivery.</p> <p>Then, TDS helped to line up students for the Houston area press conference at Memorial High School, Harlingen and DFW schools as well as schools from the San Antonio, El Paso, and Austin areas. TDS' TAB Co-Chair, Bryce Cunningham, a senior from Chisum High School in Paris, Texas was happy to provide a quote for the CIOT campaign to include in their press announcement.</p> <p>In addition, TDS TAB members and TDS students also participated in two media training sessions. They occurred at Dr. Cano Freshman Academy in Harlingen on March 6 and at Eastern Hills High School, near Fort Worth, on March 7.</p> <p>Feedback received after the CIOT kickoff in Houston was very positive: "What a fantastic event! This was our very first all teen lead press conference and from what I understand the teens did a phenomenal job! Shout out to the Teens in the Driver Seat program for participating and selecting a delegation of students to represent this campaign." Shalandra Rogers, MS, CTCM with TxDOT.</p> <p>"Thank you so much for all of your efforts to foster a great partnership between Teens in the Driver Seat at TxDOT's Teen Click It or Ticket campaign. We appreciate your support and your participation in the press and event and launch of the campaign at Memorial High School. We had broadcast stories in English and Spanish in all six major markets, with additional TV coverage across the state in Amarillo, Corpus, Laredo, Midland/Odessa, and Tyler. The student spokespeople were great! We're really happy with the success of this effort over a brief two-week period, and we couldn't have done it without the help and commitment from TDS student members." Emily Baker Vice President/Outreach Director at Sherry Matthews Advocacy Marketing.</p> <p>Due to the partnership and the participation of Teens in the Driver Seat leaders and students, the <i>Teen Click It or Ticket</i> campaign was able to generate terrific earned media coverage. Sherry Matthews Advocacy Marketing credited the TDS program with</p>

earning over \$130,000 of earned media match, which is more than 25% of the total PR value from the campaign.

TDS Zero Crazy – Fall 2017 Focus on Seat Belts

During the fall of 2017, Teens in the Driver Seat (TDS) launched the 5th annual Zero Crazy activity to increase seat belt use among teen drivers and passengers at TDS schools. The activity consists of a pre-observation, three weeks of messaging, a post-observation, and a pizza party for the schools that completed and returned all observation data. The activity was offered to all program schools.

High school student teams were asked to observe teen drivers and passengers and log if they did or did not have their seat belts fastened. Junior High student teams were asked to observe teen passengers and log seat belt use. Some high schools with a low percentage of teen drivers also chose to count adult drivers.

TDS schools have reached over 90% seat belt usage rate by Texas High Schools.

Texas High Schools Weighted Aggregate

	Pre-Counts	Post-Counts	% Change
Texas 2017 participants (9 schools)			
Total # of Drivers Wearing a Seat Belt	85.78%	90.17%	+4.40%
Total # of Passengers Wearing a Seat Belt	78.33%	87.53%	+9.20%
Texas First Year Schools (i.e. taken from the first year schools completed the activity 2013-2017, 24 schools)			
Total # of Drivers Wearing a Seat Belt	84.43%	87.45%	+3.02%
Total # of Passengers Wearing a Seat Belt	71.27%	75.78%	+4.51%
Texas Multi-Year Schools last year completed (i.e. taken from the latest year which have completed the activity 2, 3, 4, or 5 years, 11 schools)			
Total # of Drivers Wearing a Seat Belt	91.44%	96.03%	+3.02%
Total # of Passengers Wearing a Seat Belt	86.33%	91.94%	+5.61%

TDS Zero Crazy – Spring 2018 Focus on Distracted Driving

During the spring of 2018, Teens in the Driver Seat (TDS) supported an activity at TDS schools to decrease electronic use among teen drivers and adult drivers who transport students. The activity, Zero Crazy, is in its fifth year and consists of a pre-observation, three weeks of messaging, a post-observation, and a pizza party for schools that completed and returned all observation data. The activity was offered to all program schools. The schools that returned all data received a report of their results and a \$50 gift card for their accomplishment.

High school student teams were asked to observe teen drivers and log if they were or were not visibly using an electronic device. Junior High student teams were asked to observe adult drivers and log electronic use.

The 2018 data again suggests teens are more distracted behind the wheel than adults, which is on par with national statistics. As a continuation of last year's discovery, when we compare schools that have participated in the activity multiple years with first-year activity schools, we found that the multi-year (participated 2, 3, 4, and 5 years) young driver pre-observations were higher than first-year young driver pre-observations. These results suggest regular focus on this risk is resulting in less young driver distractions over time.

Young Driver Multi-Year vs. First Year School Results

(Contains only schools that observed teens in their pre- and post-observations. Weighted average.)

First Year Schools

	<i>Pre-Counts</i>	<i>Post-Counts</i>	<i>% Change</i>
<i>Sampling</i>	1,887	2,083	
<i>Drivers displaying no electronic use</i>	74.64%	81.71%	+7.08%

Multiple Year Schools

	<i>Pre-Counts</i>	<i>Post-Counts</i>	<i>% Change</i>
<i>Sampling</i>	369	346	
<i>Drivers displaying no electronic use</i>	83.99%	93.12%	+9.13%

All Texas High Schools 2018 Results (teen drivers)

(Weighted Average)

	<i>Pre-Counts</i>	<i>Post-Counts</i>	<i>% Change</i>
<i>Sampling</i>	732	753	
<i>Drivers displaying no electronic use</i>	79.9%	90.4%	+10.5%

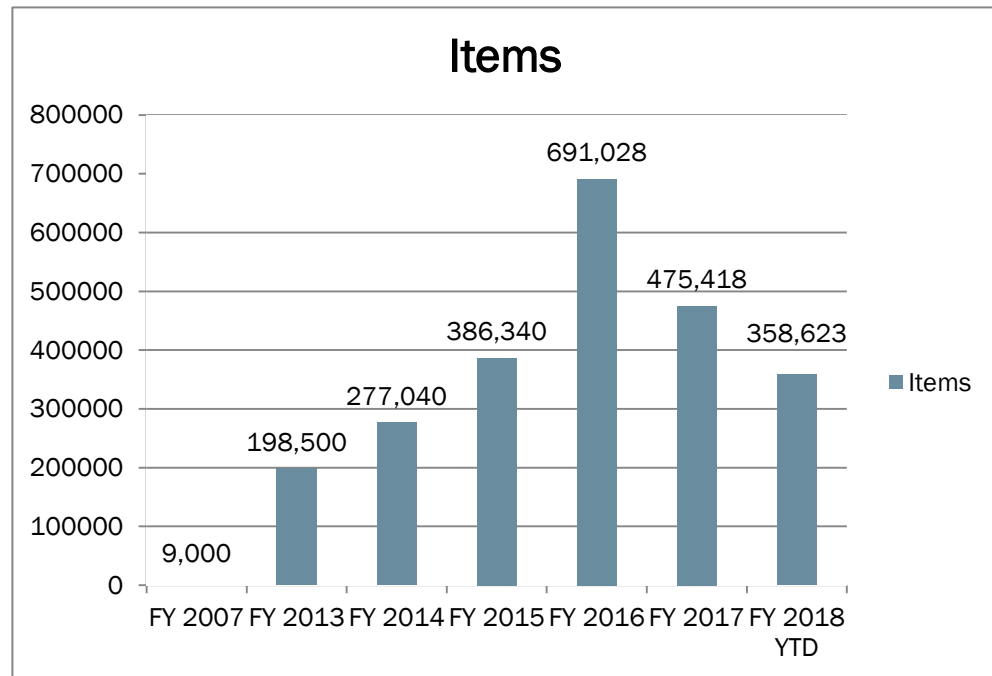
All Texas Junior High Schools 2018 Results (adult drivers)

(Weighted average)

	<i>Pre-Counts</i>	<i>Post-Counts</i>	<i>% Change</i>
<i>Sampling</i>	124	129	
<i>Drivers displaying no electronic use</i>	88.0%	91.0%	+3.0%

Organization:	Texas Alcoholic Beverage Commission
Project Title:	TABC Under 21 Community Education Project
Project ID:	2018-TABC-G-1YG-0216
Noteworthy Practices:	<p>Texas is the second largest state in the United States with 268,597 square miles. Due to a booming economy, Texas has seen large increases in population, the size and number of special events, the number of licensed locations and alcohol consumption.</p> <p>Texas has an estimated population of 28 million people and is expected to have over 30.5 million people by 2020. Texas had over 58,000 locations licensed to sell alcoholic beverages subject to inspection in FY 17, an 18% increase over the last ten years. During that same time frame, per capita consumption of alcohol has increased by almost 110,000,000 gallons, a 17% increase.</p> <p>To assist with meeting the educational needs of a growing population, the TABC employs a seven member Education and Prevention Division (EPD). The division is responsible for supporting educational efforts throughout the state for school-aged students, college students, other law enforcement agencies, parents, other community organizations and the alcoholic beverage industry. In addition, the division is responsible for regulating the Seller Server Training Education Program, a third party responsible retailer’s responsible service training as well as creating educational training programs for alcoholic beverage retailers throughout the state.</p> <p>In 2008, EPD underwent a massive change related to TABC supported educational support. The division lost staff due to budget cuts and creating educational curriculum was no longer an option due to cuts in the field and allowable resources to provide training and educational programming at the community level. TABC educational efforts focused primarily on attempting to get into schools and other locations to provide organized programs such as Shattered Dreams, which were resource intensive, to meet educational efforts. With internal changes and implementation of evidenced based programming and limited community opportunities to present educational programming, TABC changed the focus to providing support to other programs that already existed at the community level.</p> <p>EPD started to invest more resources to create educational items that could be professionally printed and distributed including booklets, industry guides, pocket folders, posters, curriculum guides and various items in English and Spanish. These items were professionally designed by TABC education staff and provided at no charge to appropriate organizations throughout the state to address the need to have alcohol education materials readily available that were up-to-date with Texas laws and regulations and addressed concerns that TABC personnel would no longer have the time to distribute materials. Prior to the change, TABC printed 9,000 items and all of the items were distributed by TABC employees.</p>

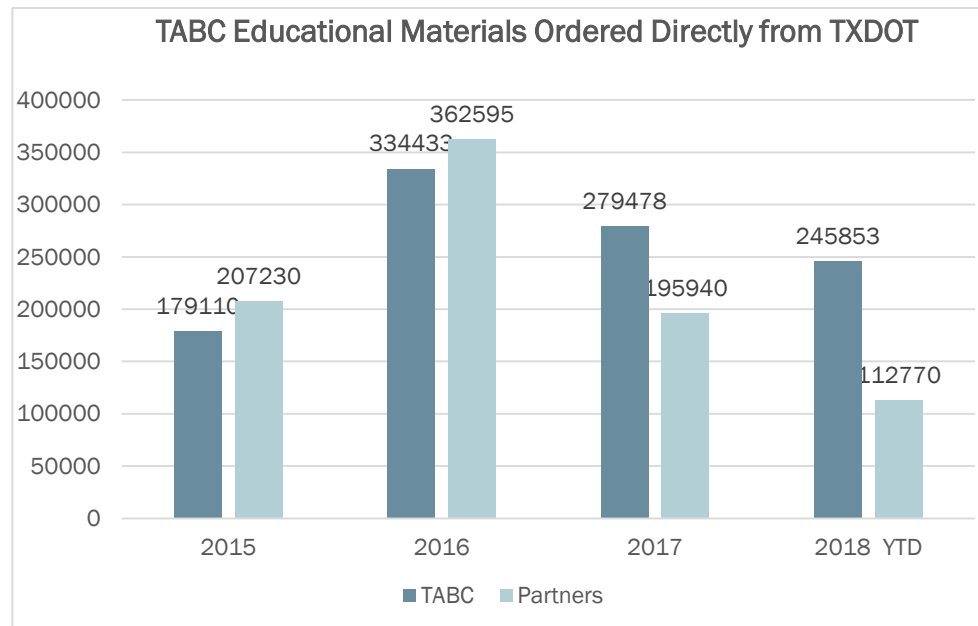
By 2013, these limited partnerships with TXDOT and other organizations allowed TABC to drastically increase the ability to produce educational materials related to the enforcement and understanding of the Texas Alcoholic Beverage Code, dangers of underage drinking, drinking and driving and other public safety concerns to share throughout the state at a community level. In 2013, EPD produced 18 different educational items and TXDOT printed just under 200,000 copies that TABC employees distributed statewide. As TABC started to print more materials, it started to become an issue for the limited number of TABC employees to distribute the materials to the various community groups that were interested in receiving them.



TABC worked directly with the Texas Department of Transportation to mass create various educational materials to address the needs of communities in eight primary audience groups – law enforcement, colleges/universities, teachers, communities, alcohol retailers, parents, elementary students and high school students. TABC would create professional materials and through grant funds would mass produce the items for distribution; any organization – including other TXDOT subgrantees – could order materials for distribution. The materials would often include multimedia elements such as videos to enhance the educational experience.

As the partnership with TXDOT grew, so did the types and quantities of products being produced for print. TABC started to produce calendars, agenda planners for teachers and even campaigns specific to geographic regions for the state. TABC always made the materials available to other community groups and other TXDOT subgrantees at no charge. As the requests from outside organizations began to increase, a second tier of the partnership with TXDOT was implemented.

Among those requesting materials were TXDOT's Traffic Safety Specialists (TSS) to distribute within their communities. The Grant Project Manager within TXDOT eventually made a request from TABC to allow subgrantees and TXDOT to order materials when TABC sent the request to print. TABC's TXDOT Grant Project Manager implemented a process where she would e-mail a PDF of the soon to be printed item to all TXDOT TSSs and other subgrantees. The e-mail included instructions on how to order materials being printed for that organization's grant activities and the printed materials were sent directly to the requesting organization's address. As the success of this concept grew, TABC began to see an increase in the number of educational materials being created and distributed statewide – including cities and communities where TABC has a very limited presence due to a lack of a field office in that location. TABC was able to reach communities with educational messaging specific to intoxication, minors and DUI in areas that would not have been possible without the partnership.



TABC materials became widely popular for various organizations throughout the state including local organizations such as the Travis County District Attorney, national organizations such as MADD and TXDOT Traffic Safety Specialists located throughout the state. Unfortunately, due to budget cuts at TXDOT's print shop, materials could no longer be shipped throughout the state to TXDOT TSSs and numbers started to decline in recent years. TABC determined that a change in the concept was needed to allow for organizations to continue to operate with the TABC created materials to ensure that alcohol prevention messaging was being shared statewide.

TABC's concern was the ease of ordering and ability to promote materials that were being created. The staff had expanded the catalog of materials and thanks to the efforts of partners more and more people were becoming aware of the materials and

sending requests for additional information. TABC had an external education website www.2young2drink.com that had limited value after the OJJDP Enforcement of Underage Drinking Laws Grant was discontinued by the Federal Government. TABC determined that a major overhaul was needed of the site and this would create a way for EPD to share information related to educational efforts and allow for organizations to order materials throughout the state. TXDOT supported the request and awarded funding to TABC to update and overhaul the current site.

In FY 2018, TABC revised the www.2young2drink.com website in order to modernize it and make it more interactive. The site enables the TABC to increase communication with all community members. This includes local law enforcement, retailers and their employees, educational staff from elementary to high school to college, coalitions, parents and students of all ages. It allows community members to more effectively request and order educational materials directly from the TABC. The revised website went live in early June. The soft release has been overwhelming. From June 8 to June 27, over 8,400 pieces of educational material have been sent to various organizations throughout the state. TABC has already received requests from organizations for TABC presentations via the new website including from MADD and a Teacher's Organization that works directly with High School Law Enforcement Teachers statewide. The Texas Education Agency requires that these teachers provide instructions to students on the Texas Alcoholic Beverage Code and EPD has written a curriculum with support materials to address these Texas Essential Knowledge and Skills (TEKS).

The continued support of the grant has allowed the TABC to reach numerous people to promote public safety even when TABC's resources were impacted. The feedback from organizations has been positive and the continued ordering of materials has been beneficial to all parties involved.

Evidence of Success:

Growth of educational resources available from 9,000 to almost 700,000 educational items distributed throughout Texas to address public safety concerns related to alcohol including underage drinking and drinking and driving as the primary focus in a single year. The growth continues to expand and thanks to the updates to the TABC EPD website, this trend should surpass previous years.

From June 08, 2018 – August 30, 2018, there were 103,575 pieces of educational material ordered online via the website. TABC continues to promote the revised website and expectations are high based on the success of the first month. As with the partnership mentioned above, this has enabled TABC to reach communities with educational messaging even in communities where TABC has little or no presence due to a lack of a field office in that location. With the revised website, TABC is once again able to reach community members with our educational messages throughout the state without an increase in staffing.

In 2018, TABC also expanded contact with many community groups and has been asked to make presentations to several groups including:

- Mothers Against Drunk Driving (MADD);
- Texas Industrial Vocational Association (TIVA);
- TTI's U in the Driver's Seat Peer To Peer Education Conference;
- TXDOT Traffic Safety Conference; and
- Texas A&M Alcohol in College Event.

Also in 2018, TABC was asked to set up booths to distribute educational materials at events such as the:

- Sequin Economic Summit; and
- Texas School Safety Center's annual conference.

As a result of these appearances, TABC has been asked by various groups such of Texas Tech University's Risk Intervention & Safety Education (RISK) office, to meet with them in an effort to curb unsafe practices such as;

- underage drinking;
- drinking to intoxication; and
- drinking and driving.

In September, TABC was won the following awards for the website featured in the report:

Gold dotCOMM Award - for TABC's 2young2drink website

Award of Excellence Videographer Award - *My Freshman Year* (college video featured on the website)

Organization:	Texas A&M Transportation Institute
Project Title:	Early Child Safety Education Focusing on Pedestrians/Bicyclists Aged 5-10 Years Old
Project ID:	2018-TTI-G-1YG-0085
Noteworthy Practices:	<p>In 2016, approximately two young children a day were injured in a crash while they are walking or riding a bicycle in Texas. About half of the crashes involving young pedestrians/bicyclists were due to failure to yield right-of-way to a vehicle. The leading causal factors of crashes involving young pedestrians or bicyclists include lack of knowledge, inexperience and misjudgment. With respect to child safety, early education is one of the best solutions to this major traffic safety issue. The knowledge and skills gained at a young age can be effective for the rest of their lives.</p> <p>The solution for improving young pedestrian/bicyclist safety began with conducting an in-depth analysis of targeted young pedestrian/bicyclist crashes followed by developing a standardized safety curriculum and animated videos that were used to conduct educational activities. However, the primary challenge of the project was to achieve the goals within the given time constraint, one year.</p> <p>To effectively and timely achieve the goals of this project, the project team split into five sub-groups: 1) crash analysis group, 2) curriculum development group, 3) animated video development group, 4) outreach group, and 5) project management group. The crash analysis group conducted an in-depth crash analysis to identify high-risk situations for young pedestrian/bicyclist involved crashes. Based on the high-risk situations, the curriculum and animated videos development groups created a standardized safety curriculum and seven animated videos that supported this curriculum. There are three overarching objectives of the safety curriculum and animated videos: 1) help children to identify high-risk situations, 2) provide skills and knowledge to children, and 3) help children practice their newly acquired skills so that they become a conditioned behavioral response. The outreach group conducted educational activities in classrooms using the materials developed. In addition to communication among groups, timely feedback and guidance by TxDOT was essential for project success.</p> <p>Another challenge of this project was to develop effective and kid-friendly educational materials in classrooms. The project team included a professional instructor who has more than 20 years of teaching experience at elementary schools and one professor who has more than 40 year experience in animation and his five talented students. These team members developed effective and kid-friendly educational materials in classrooms.</p>

Evidence of
Success:

Due to the collaboration among the team members and the support of TxDOT, this project achieved the goals to develop curriculum for each age group: pre-K to 1st and 2nd to 4th. The curriculum includes the safety lessons to address the seven situations: driveway safety (younger group), street safety (younger group), bicycle safety (younger group), bikes are vehicles (older group), intersection safety (older group), pedestrian safety (older group), and parking lot safety (older group). The team created seven animated videos associated with each lesson.

(posted at Youtube:

<https://www.youtube.com/channel/UCDYaUjFcb2gp6xmEWdfZLqw>)

The team conducted educational activities in 27 classrooms/groups using the developed curriculum and animated videos and followed by evaluation surveys. Evaluations were largely positive. First, all respondents indicated that the educational activity was appropriate for the targeted age group. Second, all teachers indicated they were either extremely likely (80 percent) or somewhat likely (20 percent) to have the team back to conduct an educational activity.

Organization:	Texas A&M Transportation Institute
Project Title:	Statewide Child Passenger Safety Conference
Project ID:	2018-TTI-G-1YG-0115
Noteworthy Practices:	<p>The purpose of this project was to convene a second statewide conference for child passenger safety (CPS) technicians/instructors to raise awareness of CPS issues, and to provide educational and professional networking opportunities for CPS professionals. The first statewide conference held in 2017 was identified as a much needed resource for Texas' child passenger safety community. The second conference built on the best practice project to again organize the 2-day conference specifically for the Texas child passenger safety technician audience. Nationally recognized speakers shared their expertise and wisdom acquired from years of work in this professional arena.</p> <p>Child safety seat manufacturers presented in general sessions the latest product technology and development, as well as offered hands-on demonstration of newest child restraint products. The conference featured two general sessions, two manufacturers' panels, two luncheon sessions and 12 workshop sessions with a variety of speakers from industry, law enforcement, child passenger safety experts, firefighters, and state agencies. The conference was attended by 294 people.</p> <p>The conference was a collaborative effort by the Texas A&M Transportation Institute (TTI) and the Texas Agrilife Extension Agency (Agrilife), sponsored by the Texas Department of Transportation (TxDOT). Planning for the conference was supported by a 12-member Conference Advisory Committee with representation from the law enforcement community, the children's hospital community, the state's seat distribution and education program, TxDOT Traffic Safety Specialists, and the conference grant agency partners.</p>
Evidence of Success:	<p>Evaluation forms were distributed and collected at each session during the conference. Session reviews were overwhelmingly favorable. An online survey was conducted after the conference, and 89 attendees responded. The survey revealed a very high degree of satisfaction with the conference, with 97% of respondents indicating they were Very Satisfied or Somewhat Satisfied with the conference overall.</p>

**APPENDIX A -
PROJECT CROSS REFERENCES**

Project Cross-Reference by Task

Enforcement Projects

Organization / Project Number	PA	Fund Source	Federal Funds	State Funding	Prog. Income	Local Match	Project Total
Bexar County District Attorney's Office 2018-BexarCoD-G-1YG-0149	AL	405D M5HVE	Planned: \$32,633.35 Actual: \$17,909.69			\$31,476.26 \$34,024.20	\$64,109.61 \$51,933.89
Harris County District Attorney 2018-HarrisDA-G-1YG-0179	AL	405D M5HVE	Planned: \$329,449.24 Actual: \$293,893.85			\$82,362.31 \$73,473.41	\$411,811.55 \$367,367.26
Montgomery County District Attorney's Office 2018-MCDAO-G-1YG-0127	AL	405D M5HVE	Planned: \$143,603.07 Actual: \$143,603.07			\$95,048.27 \$117,183.74	\$238,651.34 \$260,786.81
Tarrant County 2018-TarrantC-G-1YG-0183	AL	405D M5HVE	Planned: \$216,070.00 Actual: \$143,034.50			\$93,070.28 \$72,886.09	\$309,140.28 \$215,920.59
Texas Alcoholic Beverage Commission 2018-TABC-G-1YG-0216	AL	402 AL	Planned: \$548,838.43 Actual: \$482,189.60			\$660,488.22 \$753,937.01	\$1,209,326.65 \$1,236,126.61
Texas Department of Public Safety 2018-TDPS-G-1YG-0008	AL	405D M5HVE	Planned: \$426,206.00 Actual: \$380,595.20			\$250,000.00 \$402,300.96	\$676,206.00 \$782,896.16
Webb County District Attorney's Office 2018-WebbCoDA-G-1YG-0033	AL		Planned: \$21,000.00 Actual:			\$11,304.55	\$32,304.55

STEP - Click It Or Ticket Mobilization

Group Project

City of Lewisville Police Department 2018-LewisvPD-CIOT-00016	M1HVE	405B	M1HVE	Planned: \$5,184.73 Actual: \$4,190.60														\$5,184.73 \$4,190.60								
<i>Performance Data:</i>	Crashes related to...		Enforce. Hours	Safety Belt/Seat		CMV Citations			Other Citations/Arrests					PI&E Materials		Comm. Events	Present ations	Media Exp.								
	Alcohol	Speed	ITC	50	Adult	Child	HMV	Seatbelt	Speed	Speed	DWI	DUI	Minor	DD	ITC	HMV	Other Citations	Other Arrests	Prod.	Dist.	1	1	2			
					144	4											50				100					
Webb County Constable Pct. 1 2018-WebbCCP1-CIOT-00012	M1HVE	405B	M1HVE	Planned: \$29,060.43 Actual: \$28,124.77																						\$29,060.43 \$28,124.77
<i>Performance Data:</i>	Crashes related to...		Enforce. Hours	Safety Belt/Seat		CMV Citations			Other Citations/Arrests					PI&E Materials		Comm. Events	Present ations	Media Exp.								
	Alcohol	Speed	ITC	692	Adult	Child	HMV	Seatbelt	Speed	Speed	DWI	DUI	Minor	DD	ITC	HMV	Other Citations	Other Arrests	Prod.	Dist.	4	1	5			
					859	1,084											297	2								
City of Silsbee - Police Department 2018-SilsbeePD-CIOT-00028	M1HVE	405B	M1HVE	Planned: \$2,443.61 Actual: \$2,443.61																						\$2,443.61 \$2,520.87
<i>Performance Data:</i>	Crashes related to...		Enforce. Hours	Safety Belt/Seat		CMV Citations			Other Citations/Arrests					PI&E Materials		Comm. Events	Present ations	Media Exp.								
	Alcohol	Speed	ITC	48	Adult	Child	HMV	Seatbelt	Speed	Speed	DWI	DUI	Minor	DD	ITC	HMV	Other Citations	Other Arrests	Prod.	Dist.						
					21					1					1		34	2			600			3	2	

TEXAS HIGHWAY SAFETY ANNUAL REPORT FOR FISCAL YEAR 2018

Project Cross-Reference by Task

Enforcement Projects

Organization / Project Number PA Fund Source Federal Funds State Funding Prog. Income Local Match Project Total

STEP - Click It Or Ticket Mobilization **Group Project**

City of Lubbock Police Department M1HVE 405B M1HVE *Planned:* \$10,496.06 **\$10,496.06**
 2018-Lubbock PD-CIOT-00010 *Actual:* \$7,722.21 **\$7,722.21**

Performance Data:

Crashes related to...			Enforce. Hours	Safety Belt/Seat		CMV Citations			Other Citations/Arrests					PI&E Materials		Comm. Events	Present ations	Media Exp.	
Alcohol	Speed	ITC		Adult	Child	HMV	Seatbelt	Speed	Speed	DWI	DUI	Minor	DD	ITC	HMV				Other Citations
			173	352	24										109	4			5

City of Amarillo - Police Department M1HVE 405B M1HVE *Planned:* \$10,920.00 **\$10,920.00**
 2018-AmarilloPD-CIOT-00020 *Actual:* \$10,563.82 **\$10,563.82**

Performance Data:

Crashes related to...			Enforce. Hours	Safety Belt/Seat		CMV Citations			Other Citations/Arrests					PI&E Materials		Comm. Events	Present ations	Media Exp.			
Alcohol	Speed	ITC		Adult	Child	HMV	Seatbelt	Speed	Speed	DWI	DUI	Minor	DD	ITC	HMV				Other Citations	Other Arrests	Prod.
			192	319	21				63						154	26	450		1	1	2

City of Carrollton Police Department M1HVE 405B M1HVE *Planned:* \$2,964.50 **\$2,964.50**
 2018-CarrollPD-CIOT-00024 *Actual:* \$2,964.50 **\$2,964.50**

Performance Data:

Crashes related to...			Enforce. Hours	Safety Belt/Seat		CMV Citations			Other Citations/Arrests					PI&E Materials		Comm. Events	Present ations	Media Exp.			
Alcohol	Speed	ITC		Adult	Child	HMV	Seatbelt	Speed	Speed	DWI	DUI	Minor	DD	ITC	HMV				Other Citations	Other Arrests	Prod.
			51	34	3				7						16	1	135		1	1	3

City of McAllen Police Department M1HVE 405B M1HVE *Planned:* \$3,000.00 **\$3,000.00**
 2018-McAllenPD-CIOT-00003 *Actual:* \$3,000.00 **\$3,000.00**

Performance Data:

Crashes related to...			Enforce. Hours	Safety Belt/Seat		CMV Citations			Other Citations/Arrests					PI&E Materials		Comm. Events	Present ations	Media Exp.			
Alcohol	Speed	ITC		Adult	Child	HMV	Seatbelt	Speed	Speed	DWI	DUI	Minor	DD	ITC	HMV				Other Citations	Other Arrests	Prod.
			78	61	10				23					15	31	5			1		1

City of Wichita Falls Police Department M1HVE 405B M1HVE *Planned:* \$11,987.59 **\$11,987.59**
 2018-WichitaPD-CIOT-00009 *Actual:* \$11,964.09 **\$13,996.69** **\$2,032.60**

Performance Data:

Crashes related to...			Enforce. Hours	Safety Belt/Seat		CMV Citations			Other Citations/Arrests					PI&E Materials		Comm. Events	Present ations	Media Exp.			
Alcohol	Speed	ITC		Adult	Child	HMV	Seatbelt	Speed	Speed	DWI	DUI	Minor	DD	ITC	HMV				Other Citations	Other Arrests	Prod.
			220	265	11				7					12	129	5	500		1	1	5

Montgomery County Constables Office Pct 5 M1HVE 405B M1HVE *Planned:* \$4,990.86 **\$4,990.86**
 2018-MoCoP5Co-CIOT-00025 *Actual:* \$4,087.24 **\$4,087.24**

Performance Data:

Crashes related to...			Enforce. Hours	Safety Belt/Seat		CMV Citations			Other Citations/Arrests					PI&E Materials		Comm. Events	Present ations	Media Exp.			
Alcohol	Speed	ITC		Adult	Child	HMV	Seatbelt	Speed	Speed	DWI	DUI	Minor	DD	ITC	HMV				Other Citations	Other Arrests	Prod.
			74	61					8						24	1			1		2

Project Cross-Reference by Task

Enforcement Projects

Organization / Project Number PA Fund Source Federal Funds State Funding Prog. Income Local Match Project Total

STEP - Click It Or Ticket Mobilization **Group Project**

Harris County Constable Precinct 7 M1HVE 405B M1HVE *Planned:* \$4,984.84 **\$4,984.84**
 2018-HarrisP7-CIOT-00037 *Actual:* \$3,835.33 **\$3,835.33**

Performance Data:

Crashes related to...			Enforce. Hours	Safety Belt/Seat		CMV Citations			Other Citations/Arrests					PI&E Materials		Comm. Events	Present ations	Media Exp.			
Alcohol	Speed	ITC		Adult	Child	HMV	Seatbelt	Speed	Speed	DWI	DUI	Minor	DD	ITC	HMV				Other Citations	Other Arrests	Prod.
			88	160	8													560	2	1	2

City of Early Police Department M1HVE 405B M1HVE *Planned:* \$1,168.00 **\$1,168.00**
 2018-EarlyPD-CIOT-00039 *Actual:*

City of Garland - Police Department M1HVE 405B M1HVE *Planned:* \$11,374.58 **\$11,374.58**
 2018-GarlandPD-CIOT-00011 *Actual:* \$11,355.21 **\$11,355.21**

Performance Data:

Crashes related to...			Enforce. Hours	Safety Belt/Seat		CMV Citations			Other Citations/Arrests					PI&E Materials		Comm. Events	Present ations	Media Exp.				
Alcohol	Speed	ITC		Adult	Child	HMV	Seatbelt	Speed	Speed	DWI	DUI	Minor	DD	ITC	HMV				Other Citations	Other Arrests	Prod.	Dist.
			188	428	9			1	15					4		205	7		450	1	1	2

City of Dallas Police Department M1HVE 405B M1HVE *Planned:* \$74,999.00 **\$74,999.00**
 2018-Dallas-CIOT-00001 *Actual:* \$71,500.36 **\$71,500.36**

Performance Data:

Crashes related to...			Enforce. Hours	Safety Belt/Seat		CMV Citations			Other Citations/Arrests					PI&E Materials		Comm. Events	Present ations	Media Exp.			
Alcohol	Speed	ITC		Adult	Child	HMV	Seatbelt	Speed	Speed	DWI	DUI	Minor	DD	ITC	HMV				Other Citations	Other Arrests	Prod.
			1,056	1,889	202				6							130		450	1	1	4

City of Austin Police Department M1HVE 405B M1HVE *Planned:* \$25,000.00 **\$25,000.00**
 2018-AustinPD-CIOT-00008 *Actual:* \$13,529.96 **\$13,529.96**

Performance Data:

Crashes related to...			Enforce. Hours	Safety Belt/Seat		CMV Citations			Other Citations/Arrests					PI&E Materials		Comm. Events	Present ations	Media Exp.			
Alcohol	Speed	ITC		Adult	Child	HMV	Seatbelt	Speed	Speed	DWI	DUI	Minor	DD	ITC	HMV				Other Citations	Other Arrests	Prod.
			179	204	15				57					54		199	6	150			

City of Waller Police Department M1HVE 405B M1HVE *Planned:* \$1,748.25 **\$1,748.25**
 2018-WallerPD-CIOT-00018 *Actual:* \$1,268.08 **\$1,268.08**

Performance Data:

Crashes related to...			Enforce. Hours	Safety Belt/Seat		CMV Citations			Other Citations/Arrests					PI&E Materials		Comm. Events	Present ations	Media Exp.				
Alcohol	Speed	ITC		Adult	Child	HMV	Seatbelt	Speed	Speed	DWI	DUI	Minor	DD	ITC	HMV				Other Citations	Other Arrests	Prod.	Dist.
			44	46	5										13	1	100		100	1	1	3

Project Cross-Reference by Task

Enforcement Projects

Organization / Project Number PA Fund Source Federal Funds State Funding Prog. Income Local Match Project Total

STEP - Click It Or Ticket Mobilization **Group Project**

Webb County Constable Pct. 2 M1HVE 405B M1HVE *Planned:* \$9,999.95 **\$9,999.95**
 2018-WebbCCP2-CIOT-00013 *Actual:* \$9,765.98 **\$9,765.98**

Performance Data:

Crashes related to...			Enforce. Hours	Safety Belt/Seat		CMV Citations			Other Citations/Arrests					PI&E Materials		Comm. Events	Present ations	Media Exp.				
Alcohol	Speed	ITC		Adult	Child	HMV	Seatbelt	Speed	Speed	DWI	DUI	Minor	DD	ITC	HMV				Other Citations	Other Arrests	Prod.	Dist.
			255	221	194				23							185	2		1,200	2	1	3

City of Pasadena Police Department M1HVE 405B M1HVE *Planned:* \$3,947.20 **\$3,947.20**
 2018-PasadePD-CIOT-00023 *Actual:* \$3,455.09 **\$3,455.09**

Performance Data:

Crashes related to...			Enforce. Hours	Safety Belt/Seat		CMV Citations			Other Citations/Arrests					PI&E Materials		Comm. Events	Present ations	Media Exp.				
Alcohol	Speed	ITC		Adult	Child	HMV	Seatbelt	Speed	Speed	DWI	DUI	Minor	DD	ITC	HMV				Other Citations	Other Arrests	Prod.	Dist.
			64	153	20				1							11	31		20		1	5

City of Abilene Police Department M1HVE 405B M1HVE *Planned:* \$4,882.85 **\$4,882.85**
 2018-Abilene-CIOT-00029 *Actual:* \$4,799.30 **\$4,799.30**

Performance Data:

Crashes related to...			Enforce. Hours	Safety Belt/Seat		CMV Citations			Other Citations/Arrests					PI&E Materials		Comm. Events	Present ations	Media Exp.				
Alcohol	Speed	ITC		Adult	Child	HMV	Seatbelt	Speed	Speed	DWI	DUI	Minor	DD	ITC	HMV				Other Citations	Other Arrests	Prod.	Dist.
			80	44	1				27							60	1		100	1		2

City of Alvin - Police Department M1HVE 405B M1HVE *Planned:* \$3,738.00 **\$3,738.00**
 2018-AlvinPD-CIOT-00036 *Actual:* \$1,555.05 **\$1,555.05**

Performance Data:

Crashes related to...			Enforce. Hours	Safety Belt/Seat		CMV Citations			Other Citations/Arrests					PI&E Materials		Comm. Events	Present ations	Media Exp.				
Alcohol	Speed	ITC		Adult	Child	HMV	Seatbelt	Speed	Speed	DWI	DUI	Minor	DD	ITC	HMV				Other Citations	Other Arrests	Prod.	Dist.
			31	53	4				8							5	9		1 2	2	1	2

Travis County Sheriff's Office M1HVE 405B M1HVE *Planned:* \$7,973.12 **\$7,973.12**
 2018-Travis County SO-CIOT-00022 *Actual:* \$6,144.64 **\$6,144.64**

Performance Data:

Crashes related to...			Enforce. Hours	Safety Belt/Seat		CMV Citations			Other Citations/Arrests					PI&E Materials		Comm. Events	Present ations	Media Exp.				
Alcohol	Speed	ITC		Adult	Child	HMV	Seatbelt	Speed	Speed	DWI	DUI	Minor	DD	ITC	HMV				Other Citations	Other Arrests	Prod.	Dist.
			103	112	4				1							133				1	2	2

Fort Bend County Constable Precinct 3 M1HVE 405B M1HVE *Planned:* \$5,984.59 **\$5,984.59**
 2018-FBCoCP3-CIOT-00027 *Actual:* \$5,499.73 **\$5,499.73**

Performance Data:

Crashes related to...			Enforce. Hours	Safety Belt/Seat		CMV Citations			Other Citations/Arrests					PI&E Materials		Comm. Events	Present ations	Media Exp.				
Alcohol	Speed	ITC		Adult	Child	HMV	Seatbelt	Speed	Speed	DWI	DUI	Minor	DD	ITC	HMV				Other Citations	Other Arrests	Prod.	Dist.
			112	87	16				2							11	2		300		3	2

Project Cross-Reference by Task

Enforcement Projects

Organization / Project Number PA Fund Source Federal Funds State Funding Prog. Income Local Match Project Total

STEP - Click It Or Ticket Mobilization **Group Project**

Montgomery County Constables Office Pct 4 M1HVE 405B M1HVE **Planned:** \$5,001.74 **\$5,001.74**
 2018-MoCoP4Co-CIOT-00042 **Actual:** \$3,397.45 **\$3,397.45**

<i>Performance Data:</i>	Crashes related to...			<i>Enforce. Hours</i>	Safety Belt/Seat		CMV Citations			Other Citations/Arrests					PI&E Materials		<i>Comm. Events</i>	<i>Present ations</i>	<i>Media Exp.</i>			
	<i>Alcohol</i>	<i>Speed</i>	<i>ITC</i>		<i>Adult</i>	<i>Child</i>	<i>HMV</i>	<i>Seatbelt</i>	<i>Speed</i>	<i>Speed</i>	<i>DWI</i>	<i>DUI</i>	<i>Minor</i>	<i>DD</i>	<i>ITC</i>	<i>HMV</i>				<i>Other Citations</i>	<i>Other Arrests</i>	<i>Prod.</i>
				72	113	13				2						20	3			1	1	79

City of San Benito Police Department M1HVE 405B M1HVE **Planned:** \$2,974.03 **\$2,974.03**
 2018-SanBenitoPD -CIOT-00038 **Actual:** \$1,669.36 **\$1,669.36**

<i>Performance Data:</i>	Crashes related to...			<i>Enforce. Hours</i>	Safety Belt/Seat		CMV Citations			Other Citations/Arrests					PI&E Materials		<i>Comm. Events</i>	<i>Present ations</i>	<i>Media Exp.</i>			
	<i>Alcohol</i>	<i>Speed</i>	<i>ITC</i>		<i>Adult</i>	<i>Child</i>	<i>HMV</i>	<i>Seatbelt</i>	<i>Speed</i>	<i>Speed</i>	<i>DWI</i>	<i>DUI</i>	<i>Minor</i>	<i>DD</i>	<i>ITC</i>	<i>HMV</i>				<i>Other Citations</i>	<i>Other Arrests</i>	<i>Prod.</i>
				54	20	3				8						4	2			300		4

Montgomery County Constables Office Pct 1 M1HVE 405B M1HVE **Planned:** \$4,998.06 **\$4,998.06**
 2018-MoCoP1Co-CIOT-00040 **Actual:** \$4,484.55 **\$4,484.55**

<i>Performance Data:</i>	Crashes related to...			<i>Enforce. Hours</i>	Safety Belt/Seat		CMV Citations			Other Citations/Arrests					PI&E Materials		<i>Comm. Events</i>	<i>Present ations</i>	<i>Media Exp.</i>				
	<i>Alcohol</i>	<i>Speed</i>	<i>ITC</i>		<i>Adult</i>	<i>Child</i>	<i>HMV</i>	<i>Seatbelt</i>	<i>Speed</i>	<i>Speed</i>	<i>DWI</i>	<i>DUI</i>	<i>Minor</i>	<i>DD</i>	<i>ITC</i>	<i>HMV</i>				<i>Other Citations</i>	<i>Other Arrests</i>	<i>Prod.</i>	<i>Dist.</i>
				64	85	1				4				1		18	4					1	3

City of Harlingen Police Department M1HVE 405B M1HVE **Planned:** \$3,000.00 **\$5,027.04**
 2018-Harlingen-CIOT-00014 **Actual:** \$969.87 **\$1,781.96**

<i>Performance Data:</i>	Crashes related to...			<i>Enforce. Hours</i>	Safety Belt/Seat		CMV Citations			Other Citations/Arrests					PI&E Materials		<i>Comm. Events</i>	<i>Present ations</i>	<i>Media Exp.</i>				
	<i>Alcohol</i>	<i>Speed</i>	<i>ITC</i>		<i>Adult</i>	<i>Child</i>	<i>HMV</i>	<i>Seatbelt</i>	<i>Speed</i>	<i>Speed</i>	<i>DWI</i>	<i>DUI</i>	<i>Minor</i>	<i>DD</i>	<i>ITC</i>	<i>HMV</i>				<i>Other Citations</i>	<i>Other Arrests</i>	<i>Prod.</i>	<i>Dist.</i>
				24	56	9				1				1		24						1	3

City of Mesquite Police Department M1HVE 405B M1HVE **Planned:** \$4,999.91 **\$4,999.91**
 2018-Mesquite-CIOT-00017 **Actual:** \$4,999.91 **\$4,999.91**

<i>Performance Data:</i>	Crashes related to...			<i>Enforce. Hours</i>	Safety Belt/Seat		CMV Citations			Other Citations/Arrests					PI&E Materials		<i>Comm. Events</i>	<i>Present ations</i>	<i>Media Exp.</i>				
	<i>Alcohol</i>	<i>Speed</i>	<i>ITC</i>		<i>Adult</i>	<i>Child</i>	<i>HMV</i>	<i>Seatbelt</i>	<i>Speed</i>	<i>Speed</i>	<i>DWI</i>	<i>DUI</i>	<i>Minor</i>	<i>DD</i>	<i>ITC</i>	<i>HMV</i>				<i>Other Citations</i>	<i>Other Arrests</i>	<i>Prod.</i>	<i>Dist.</i>
				56	43	3				102						130	4			250	3	6	2

City of Pharr Police Department M1HVE 405B M1HVE **Planned:** \$2,993.00 **\$4,348.53**
 2018-PharrPD-CIOT-00002 **Actual:** \$2,993.00 **\$4,294.50**

<i>Performance Data:</i>	Crashes related to...			<i>Enforce. Hours</i>	Safety Belt/Seat		CMV Citations			Other Citations/Arrests					PI&E Materials		<i>Comm. Events</i>	<i>Present ations</i>	<i>Media Exp.</i>					
	<i>Alcohol</i>	<i>Speed</i>	<i>ITC</i>		<i>Adult</i>	<i>Child</i>	<i>HMV</i>	<i>Seatbelt</i>	<i>Speed</i>	<i>Speed</i>	<i>DWI</i>	<i>DUI</i>	<i>Minor</i>	<i>DD</i>	<i>ITC</i>	<i>HMV</i>				<i>Other Citations</i>	<i>Other Arrests</i>	<i>Prod.</i>	<i>Dist.</i>	
				79	96	15				44				9		85	1					1	1	2

Project Cross-Reference by Task

Enforcement Projects

Organization / Project Number PA Fund Source Federal Funds State Funding Prog. Income Local Match Project Total

STEP - Click It Or Ticket Mobilization **Group Project**

City of Houston - Police Department M1HVE 405B M1HVE *Planned:* \$59,999.64 **\$59,999.64**
 2018-HoustonPD-CIOT-00004 *Actual:* \$51,189.92 **\$51,189.92**

Performance Data:

Crashes related to...			Enforce. Hours	Safety Belt/Seat		CMV Citations			Other Citations/Arrests					PI&E Materials		Comm. Events	Present ations	Media Exp.			
Alcohol	Speed	ITC		Adult	Child	HMV	Seatbelt	Speed	Speed	DWI	DUI	Minor	DD	ITC	HMV				Other Citations	Other Arrests	Prod.
			760	1,829	570										698	107		500	2	2	9

City of Snyder Police Department M1HVE 405B M1HVE *Planned:* \$4,228.05 **\$4,228.05**
 2018-SnyderPD-CIOT-00034 *Actual:* \$3,813.93 **\$3,813.93**

Performance Data:

Crashes related to...			Enforce. Hours	Safety Belt/Seat		CMV Citations			Other Citations/Arrests					PI&E Materials		Comm. Events	Present ations	Media Exp.			
Alcohol	Speed	ITC		Adult	Child	HMV	Seatbelt	Speed	Speed	DWI	DUI	Minor	DD	ITC	HMV				Other Citations	Other Arrests	Prod.
			74	105	14				49	1					32	6				1	2

City of Seabrook - Police Department M1HVE 405B M1HVE *Planned:* \$4,514.95 **\$4,514.95**
 2018-SeabrookPD-CIOT-00026 *Actual:*

Montgomery County Constables Office Pct 2 M1HVE 405B M1HVE *Planned:* \$4,992.83 **\$4,992.83**
 2018-MoCoP2Co-CIOT-00041 *Actual:* \$4,991.86 **\$4,991.86**

Performance Data:

Crashes related to...			Enforce. Hours	Safety Belt/Seat		CMV Citations			Other Citations/Arrests					PI&E Materials		Comm. Events	Present ations	Media Exp.			
Alcohol	Speed	ITC		Adult	Child	HMV	Seatbelt	Speed	Speed	DWI	DUI	Minor	DD	ITC	HMV				Other Citations	Other Arrests	Prod.
			106	159											55	4					

El Paso County Sheriff's Office M1HVE 405B M1HVE *Planned:* \$6,998.25 **\$6,998.25**
 2018-EIPasoCO-CIOT-00005 *Actual:* \$4,389.11 **\$4,389.11**

Performance Data:

Crashes related to...			Enforce. Hours	Safety Belt/Seat		CMV Citations			Other Citations/Arrests					PI&E Materials		Comm. Events	Present ations	Media Exp.			
Alcohol	Speed	ITC		Adult	Child	HMV	Seatbelt	Speed	Speed	DWI	DUI	Minor	DD	ITC	HMV				Other Citations	Other Arrests	Prod.
			64	125	65				1												20

City of Laredo Police Department M1HVE 405B M1HVE *Planned:* \$20,328.00 **\$20,328.00**
 2018-LaredoPD-CIOT-00021 *Actual:* \$20,212.59 **\$20,212.59**

Performance Data:

Crashes related to...			Enforce. Hours	Safety Belt/Seat		CMV Citations			Other Citations/Arrests					PI&E Materials		Comm. Events	Present ations	Media Exp.			
Alcohol	Speed	ITC		Adult	Child	HMV	Seatbelt	Speed	Speed	DWI	DUI	Minor	DD	ITC	HMV				Other Citations	Other Arrests	Prod.
			258	267	60				121					24	549	6				1	2

Project Cross-Reference by Task

Enforcement Projects

Organization / Project Number PA Fund Source Federal Funds State Funding Prog. Income Local Match Project Total

STEP - Click It Or Ticket Mobilization

Group Project

City of Wharton Police Department M1HVE 405B M1HVE *Planned:* \$5,474.53 \$142.92 **\$5,617.45**
 2018-WhartonPD-CIOT-00033 *Actual:* \$3,082.25 \$385.65 **\$3,467.90**

Performance Data:

Crashes related to...			Enforce. Hours	Safety Belt/Seat		CMV Citations			Other Citations/Arrests					PI&E Materials		Comm. Events	Present ations	Media Exp.				
Alcohol	Speed	ITC		Adult	Child	HMV	Seatbelt	Speed	Speed	DWI	DUI	Minor	DD	ITC	HMV				Other Citations	Other Arrests	Prod.	Dist.
			61	31					13					8		15	1		300	3		2

City of Missouri - City Police Department M1HVE 405B M1HVE *Planned:* \$4,352.96 \$0 **\$4,352.96**
 2018-MissouriPD-CIOT-00019 *Actual:* \$2,781.29 \$0 **\$2,781.29**

Performance Data:

Crashes related to...			Enforce. Hours	Safety Belt/Seat		CMV Citations			Other Citations/Arrests					PI&E Materials		Comm. Events	Present ations	Media Exp.				
Alcohol	Speed	ITC		Adult	Child	HMV	Seatbelt	Speed	Speed	DWI	DUI	Minor	DD	ITC	HMV				Other Citations	Other Arrests	Prod.	Dist.
			57	46	5											16	4					

City of Paris Police Department M1HVE 405B M1HVE *Planned:* \$2,758.56 \$0 **\$2,758.56**
 2018-paris-CIOT-00006 *Actual:* \$1,995.03 \$0 **\$1,995.03**

Performance Data:

Crashes related to...			Enforce. Hours	Safety Belt/Seat		CMV Citations			Other Citations/Arrests					PI&E Materials		Comm. Events	Present ations	Media Exp.				
Alcohol	Speed	ITC		Adult	Child	HMV	Seatbelt	Speed	Speed	DWI	DUI	Minor	DD	ITC	HMV				Other Citations	Other Arrests	Prod.	Dist.
			40	89	2											8		50	50	1	1	2

City of Corpus Christi Police Department M1HVE 405B M1HVE *Planned:* \$17,989.64 \$0 **\$17,989.64**
 2018-CorpusPD-CIOT-00007 *Actual:* \$17,989.64 \$714.46 **\$18,704.10**

Performance Data:

Crashes related to...			Enforce. Hours	Safety Belt/Seat		CMV Citations			Other Citations/Arrests					PI&E Materials		Comm. Events	Present ations	Media Exp.				
Alcohol	Speed	ITC		Adult	Child	HMV	Seatbelt	Speed	Speed	DWI	DUI	Minor	DD	ITC	HMV				Other Citations	Other Arrests	Prod.	Dist.
			256	315	20											110	2		150	1		8

STEP - Click It Or Ticket Mobilization Subtotals # of Projects: 37 *Planned:* \$392,452.29 \$3,525.49 **\$395,977.78**
 35 *Actual:* \$336,729.33 \$5,323.56 **\$342,052.89**

Performance Data Summary:

Crashes related to...			Enforce. Hours	Safety Belt/Seat		CMV Citations			Other Citations/Arrests					PI&E Materials		Comm. Events	Present ations	Media Exp.				
Alcohol	Speed	ITC		Adult	Child	HMV	Seatbelt	Speed	Speed	DWI	DUI	Minor	DD	ITC	HMV				Other Citations	Other Arrests	Prod.	Dist.
			5,803	8,892	2,415			1	594	2				156		3,584	209	501	5,767	31	40	187

Project Cross-Reference by Task

Enforcement Projects

Organization / Project Number PA Fund Source Federal Funds State Funding Prog. Income Local Match Project Total

STEP - Impaired Driving Mobilization **Group Project**

City of Early Police Department M5HVE 405D M5HVE *Planned:* \$4,266.16 \$1,239.39 **\$5,505.55**
 2018-EarlyPD-IDM-00021 *Actual:* \$1,405.43 \$595.88 **\$2,001.31**

Performance Data:

Crashes related to...			Enforce. Hours	Safety Belt/Seat		CMV Citations			Other Citations/Arrests				PI&E Materials		Comm. Events	Present ations	Media Exp.		
Alcohol	Speed	ITC		Adult	Child	HMV	Seatbelt	Speed	Speed	DWI	DUI	Minor	DD	ITC				HMV	Other Citations
			49																6

City of Garland - Police Department M5HVE 405D M5HVE *Planned:* \$9,877.73 \$4,972.96 **\$14,850.69**
 2018-GarlandPD-IDM-00005 *Actual:* \$9,877.73 \$7,636.65 **\$17,514.38**

Performance Data:

Crashes related to...			Enforce. Hours	Safety Belt/Seat		CMV Citations			Other Citations/Arrests				PI&E Materials		Comm. Events	Present ations	Media Exp.		
Alcohol	Speed	ITC		Adult	Child	HMV	Seatbelt	Speed	Speed	DWI	DUI	Minor	DD	ITC				HMV	Other Citations
			183																8

City of Midlothian - Police Department M5HVE 405D M5HVE *Planned:* \$6,400.00 \$1,640.00 **\$8,040.00**
 2018-MidlothianPD-IDM-00017 *Actual:* \$1,852.74 \$530.03 **\$2,382.77**

Performance Data:

Crashes related to...			Enforce. Hours	Safety Belt/Seat		CMV Citations			Other Citations/Arrests				PI&E Materials		Comm. Events	Present ations	Media Exp.		
Alcohol	Speed	ITC		Adult	Child	HMV	Seatbelt	Speed	Speed	DWI	DUI	Minor	DD	ITC				HMV	Other Citations
			46																4

City of Dallas Police Department M5HVE 405D M5HVE *Planned:* \$38,655.00 \$9,771.50 **\$48,426.50**
 2018-Dallas-IDM-00011 *Actual:* \$25,696.73 \$6,496.25 **\$32,192.98**

Performance Data:

Crashes related to...			Enforce. Hours	Safety Belt/Seat		CMV Citations			Other Citations/Arrests				PI&E Materials		Comm. Events	Present ations	Media Exp.		
Alcohol	Speed	ITC		Adult	Child	HMV	Seatbelt	Speed	Speed	DWI	DUI	Minor	DD	ITC				HMV	Other Citations
			420																8

City of Italy Police Department M5HVE 405D M5HVE *Planned:* \$4,040.00 \$1,133.04 **\$5,173.04**
 2018-ItalyPD-IDM-00022 *Actual:* \$120.54 \$63.51 **\$184.05**

Performance Data:

Crashes related to...			Enforce. Hours	Safety Belt/Seat		CMV Citations			Other Citations/Arrests				PI&E Materials		Comm. Events	Present ations	Media Exp.		
Alcohol	Speed	ITC		Adult	Child	HMV	Seatbelt	Speed	Speed	DWI	DUI	Minor	DD	ITC				HMV	Other Citations
			4																3

City of DeSoto Police Department M5HVE 405D M5HVE *Planned:* \$8,400.00 \$2,688.00 **\$11,088.00**
 2018-DeSotoPD-IDM-00004 *Actual:* \$4,145.39 \$1,326.53 **\$5,471.92**

Performance Data:

Crashes related to...			Enforce. Hours	Safety Belt/Seat		CMV Citations			Other Citations/Arrests				PI&E Materials		Comm. Events	Present ations	Media Exp.		
Alcohol	Speed	ITC		Adult	Child	HMV	Seatbelt	Speed	Speed	DWI	DUI	Minor	DD	ITC				HMV	Other Citations
			97																4

Project Cross-Reference by Task

Enforcement Projects

Organization / Project Number PA Fund Source Federal Funds State Funding Prog. Income Local Match Project Total

STEP - Impaired Driving Mobilization **Group Project**

City of Pharr Police Department M5HVE 405D M5HVE *Planned:* \$16,000.00 \$4,582.30 **\$20,582.30**
 2018-PharrPD-IDM-00013 *Actual:* \$16,000.00 \$6,755.47 **\$22,755.47**

Performance Data:

Crashes related to...			Enforce. Hours	Safety Belt/Seat		CMV Citations			Other Citations/Arrests				PI&E Materials		Comm. Events	Present ations	Media Exp.				
Alcohol	Speed	ITC		Adult	Child	HMV	Seatbelt	Speed	Speed	DWI	DUI	Minor	DD	ITC				HMV	Citations	Arrests	Prod.
			424						33								3,000	5,130	8	10	10

City of Houston - Police Department M5HVE 405D M5HVE *Planned:* \$102,698.92 \$69,689.41 **\$172,388.33**
 2018-HoustonPD-IDM-00015 *Actual:* \$102,433.54 \$110,059.93 **\$212,493.47**

Performance Data:

Crashes related to...			Enforce. Hours	Safety Belt/Seat		CMV Citations			Other Citations/Arrests				PI&E Materials		Comm. Events	Present ations	Media Exp.				
Alcohol	Speed	ITC		Adult	Child	HMV	Seatbelt	Speed	Speed	DWI	DUI	Minor	DD	ITC				HMV	Citations	Arrests	Prod.
			1,557						248								625		15	12	15

Travis County Sheriff's Office M5HVE 405D M5HVE *Planned:* \$26,996.97 \$6,990.71 **\$33,987.68**
 2018-Travis County SO-IDM-00014 *Actual:* \$20,807.98 \$11,572.68 **\$32,380.66**

Performance Data:

Crashes related to...			Enforce. Hours	Safety Belt/Seat		CMV Citations			Other Citations/Arrests				PI&E Materials		Comm. Events	Present ations	Media Exp.				
Alcohol	Speed	ITC		Adult	Child	HMV	Seatbelt	Speed	Speed	DWI	DUI	Minor	DD	ITC				HMV	Citations	Arrests	Prod.
			456						48	2							750		1	4	28

City of Cedar Hill Police Department M5HVE 405D M5HVE *Planned:* \$6,750.00 \$2,763.76 **\$9,513.76**
 2018-CedarPD-IDM-00012 *Actual:* \$5,128.81 \$2,298.40 **\$7,427.21**

Performance Data:

Crashes related to...			Enforce. Hours	Safety Belt/Seat		CMV Citations			Other Citations/Arrests				PI&E Materials		Comm. Events	Present ations	Media Exp.				
Alcohol	Speed	ITC		Adult	Child	HMV	Seatbelt	Speed	Speed	DWI	DUI	Minor	DD	ITC				HMV	Citations	Arrests	Prod.
			121						11								260		2	5	11

City of Austin Police Department M5HVE 405D M5HVE *Planned:* \$100,000.00 \$26,067.29 **\$126,067.29**
 2018-AustinPD-IDM-00009 *Actual:* \$93,420.00 \$24,430.86 **\$117,850.86**

Performance Data:

Crashes related to...			Enforce. Hours	Safety Belt/Seat		CMV Citations			Other Citations/Arrests				PI&E Materials		Comm. Events	Present ations	Media Exp.				
Alcohol	Speed	ITC		Adult	Child	HMV	Seatbelt	Speed	Speed	DWI	DUI	Minor	DD	ITC				HMV	Citations	Arrests	Prod.
			1,281						162								50				15

Montgomery County Sheriff's Office M5HVE 405D M5HVE *Planned:* \$19,711.18 \$9,897.17 **\$29,608.35**
 2018-MontgoSO-IDM-00002 *Actual:* \$16,119.02 \$8,957.54 **\$25,076.56**

Performance Data:

Crashes related to...			Enforce. Hours	Safety Belt/Seat		CMV Citations			Other Citations/Arrests				PI&E Materials		Comm. Events	Present ations	Media Exp.				
Alcohol	Speed	ITC		Adult	Child	HMV	Seatbelt	Speed	Speed	DWI	DUI	Minor	DD	ITC				HMV	Citations	Arrests	Prod.
			446						39								500		3	4	3

Project Cross-Reference by Task

Enforcement Projects

Organization / Project Number PA Fund Source Federal Funds State Funding Prog. Income Local Match Project Total

STEP - Impaired Driving Mobilization **Group Project**

El Paso County Sheriff's Office M5HVE 405D M5HVE *Planned:* \$10,997.26 \$3,765.69 **\$14,762.95**
 2018-EIPasoCO-IDM-00003 *Actual:* \$10,182.09 \$4,344.92 **\$14,527.01**

Performance Data:

Crashes related to...			Enforce. Hours	Safety Belt/Seat		CMV Citations			Other Citations/Arrests					PI&E Materials		Comm. Events	Present ations	Media Exp.			
Alcohol	Speed	ITC		Adult	Child	HMV	Seatbelt	Speed	Speed	DWI	DUI	Minor	DD	ITC	HMV				Other Citations	Other Arrests	Prod.
			186						11										3		80

Texas A&M University - Central Texas - Police Department M5HVE 405D M5HVE *Planned:* \$4,126.55 \$1,201.62 **\$5,328.17**
 2018-TAMUCPD-IDM-00018 *Actual:*

City of Wharton Police Department M5HVE 405D M5HVE *Planned:* \$4,890.80 \$2,353.51 **\$7,244.31**
 2018-WhartonPD-IDM-00016 *Actual:* \$4,098.48 \$1,994.33 **\$6,092.81**

Performance Data:

Crashes related to...			Enforce. Hours	Safety Belt/Seat		CMV Citations			Other Citations/Arrests					PI&E Materials		Comm. Events	Present ations	Media Exp.			
Alcohol	Speed	ITC		Adult	Child	HMV	Seatbelt	Speed	Speed	DWI	DUI	Minor	DD	ITC	HMV				Other Citations	Other Arrests	Prod.
			110						3	1									2	2	6

City of McAllen Police Department M5HVE 405D M5HVE *Planned:* \$19,000.00 \$4,750.00 **\$23,750.00**
 2018-McAllenPD-IDM-00010 *Actual:* \$19,000.00 \$4,750.00 **\$23,750.00**

Performance Data:

Crashes related to...			Enforce. Hours	Safety Belt/Seat		CMV Citations			Other Citations/Arrests					PI&E Materials		Comm. Events	Present ations	Media Exp.				
Alcohol	Speed	ITC		Adult	Child	HMV	Seatbelt	Speed	Speed	DWI	DUI	Minor	DD	ITC	HMV				Other Citations	Other Arrests	Prod.	Dist.
			554						21	60	3			12		47	60			1	1	5

City of Mesquite Police Department M5HVE 405D M5HVE *Planned:* \$11,149.83 \$3,811.78 **\$14,961.61**
 2018-Mesquite-IDM-00008 *Actual:* \$7,742.76 \$2,944.16 **\$10,686.92**

Performance Data:

Crashes related to...			Enforce. Hours	Safety Belt/Seat		CMV Citations			Other Citations/Arrests					PI&E Materials		Comm. Events	Present ations	Media Exp.			
Alcohol	Speed	ITC		Adult	Child	HMV	Seatbelt	Speed	Speed	DWI	DUI	Minor	DD	ITC	HMV				Other Citations	Other Arrests	Prod.
			140						19										8	19	8

Harris County Sheriff's Office M5HVE 405D M5HVE *Planned:* \$95,067.25 \$23,791.55 **\$118,858.80**
 2018-HarrisCo-IDM-00006 *Actual:* \$38,565.00 \$9,653.34 **\$48,218.34**

Performance Data:

Crashes related to...			Enforce. Hours	Safety Belt/Seat		CMV Citations			Other Citations/Arrests					PI&E Materials		Comm. Events	Present ations	Media Exp.			
Alcohol	Speed	ITC		Adult	Child	HMV	Seatbelt	Speed	Speed	DWI	DUI	Minor	DD	ITC	HMV				Other Citations	Other Arrests	Prod.
			694						67	1									4	4	8

Project Cross-Reference by Task

Enforcement Projects

Organization / Project Number PA Fund Source Federal Funds State Funding Prog. Income Local Match Project Total

STEP - Impaired Driving Mobilization

Group Project

City of Lewisville Police Department M5HVE 405D M5HVE Planned: \$8,272.31 \$2,068.10 \$10,340.41
 2018-LewisvPD-IDM-00007 Actual: \$7,601.71 \$2,373.48 \$9,975.19

Performance Data:	Crashes related to...			Enforce. Hours	Safety Belt/Seat		CMV Citations			Other Citations/Arrests					PI&E Materials		Comm. Events	Present ations	Media Exp.		
	Alcohol	Speed	ITC		Adult	Child	HMV	Seatbelt	Speed	Speed	DWI	DUI	Minor	DD	ITC	HMV				Other Citations	Other Arrests
				104						17								325	1	3	8

City of Laredo Police Department M5HVE 405D M5HVE Planned: \$37,945.50 \$12,142.56 \$50,088.06
 2018-LaredoPD-IDM-00019 Actual: \$37,028.16 \$11,847.45 \$48,875.61

Performance Data:	Crashes related to...			Enforce. Hours	Safety Belt/Seat		CMV Citations			Other Citations/Arrests					PI&E Materials		Comm. Events	Present ations	Media Exp.		
	Alcohol	Speed	ITC		Adult	Child	HMV	Seatbelt	Speed	Speed	DWI	DUI	Minor	DD	ITC	HMV				Other Citations	Other Arrests
				643						87	4							16	1	1	5

STEP - Impaired Driving Mobilization Subtotals # of Projects: 20 Planned: \$535,245.45 \$195,320.34 \$730,565.79
 19 Actual: \$421,226.11 \$218,631.41 \$639,857.52

Performance Data Summary:	Crashes related to...			Enforce. Hours	Safety Belt/Seat		CMV Citations			Other Citations/Arrests					PI&E Materials		Comm. Events	Present ations	Media Exp.			
	Alcohol	Speed	ITC		Adult	Child	HMV	Seatbelt	Speed	Speed	DWI	DUI	Minor	DD	ITC	HMV				Other Citations	Other Arrests	Prod.
				7,515						21	865	13		12		47	60	3,000	13,667	55	80	235

Project Cross-Reference by Task

Enforcement Projects

Organization / Project Number PA Fund Source Federal Funds State Funding Prog. Income Local Match Project Total

STEP CMV **Group Project**

Karnes County Sheriff Department PT 402 PT *Planned:* \$33,047.19 \$10,724.94 **\$43,772.13**
 2018-KarnesCo-S-1YG-0099 *Actual:* \$13,584.35 \$6,357.79 **\$19,942.14**

Performance Data:

Crashes related to...			Enforce. Hours	Safety Belt/Seat		CMV Citations			Other Citations/Arrests					PI&E Materials		Comm. Events	Present ations	Media Exp.				
Alcohol	Speed	ITC		Adult	Child	HMV	Seatbelt	Speed	Speed	DWI	DUI	Minor	DD	ITC	HMV				Other Citations	Other Arrests	Prod.	Dist.
			296			95	4	76	1					8		32	1	300	300	1	2	2

City of Sugar Land Police Department PT 402 PT *Planned:* \$11,958.50 \$3,505.26 **\$15,463.76**
 2018-Sugarlan-S-1YG-0079 *Actual:* \$11,958.50 \$3,678.27 **\$15,636.77**

Performance Data:

Crashes related to...			Enforce. Hours	Safety Belt/Seat		CMV Citations			Other Citations/Arrests					PI&E Materials		Comm. Events	Present ations	Media Exp.				
Alcohol	Speed	ITC		Adult	Child	HMV	Seatbelt	Speed	Speed	DWI	DUI	Minor	DD	ITC	HMV				Other Citations	Other Arrests	Prod.	Dist.
	684		225			62		10	23					2		50				2	2	2

Harris County Sheriff's Office PT 402 PT *Planned:* \$132,761.21 \$33,234.78 **\$165,995.99**
 2018-HarrisCo-S-1YG-0061 *Actual:* \$7,622.95 \$1,905.75 **\$9,528.70**

Performance Data:

Crashes related to...			Enforce. Hours	Safety Belt/Seat		CMV Citations			Other Citations/Arrests					PI&E Materials		Comm. Events	Present ations	Media Exp.				
Alcohol	Speed	ITC		Adult	Child	HMV	Seatbelt	Speed	Speed	DWI	DUI	Minor	DD	ITC	HMV				Other Citations	Other Arrests	Prod.	Dist.
	8,454		134			41	1	328	2							8		250		4	6	4

City of Harlingen Police Department PT 402 PT *Planned:* \$11,266.20 \$3,639.92 **\$14,906.12**
 2018-Harlinge-S-1YG-0091 *Actual:* \$4,814.79 \$1,584.69 **\$6,399.48**

Performance Data:

Crashes related to...			Enforce. Hours	Safety Belt/Seat		CMV Citations			Other Citations/Arrests					PI&E Materials		Comm. Events	Present ations	Media Exp.				
Alcohol	Speed	ITC		Adult	Child	HMV	Seatbelt	Speed	Speed	DWI	DUI	Minor	DD	ITC	HMV				Other Citations	Other Arrests	Prod.	Dist.
	39		104			54		27		1				22		26	2	690	710	5	7	7

Burnet County Sheriff Department PT 402 PT *Planned:* \$11,995.51 \$4,759.82 **\$16,755.33**
 2018-BurnettC-S-1YG-0101 *Actual:*

Performance Data:

Crashes related to...			Enforce. Hours	Safety Belt/Seat		CMV Citations			Other Citations/Arrests					PI&E Materials		Comm. Events	Present ations	Media Exp.				
Alcohol	Speed	ITC		Adult	Child	HMV	Seatbelt	Speed	Speed	DWI	DUI	Minor	DD	ITC	HMV				Other Citations	Other Arrests	Prod.	Dist.

City of Pharr Police Department PT 402 PT *Planned:* \$11,986.34 \$4,536.92 **\$16,523.26**
 2018-PharrPD-S-1YG-0098 *Actual:* \$11,986.22 \$9,009.50 **\$20,995.72**

Performance Data:

Crashes related to...			Enforce. Hours	Safety Belt/Seat		CMV Citations			Other Citations/Arrests					PI&E Materials		Comm. Events	Present ations	Media Exp.				
Alcohol	Speed	ITC		Adult	Child	HMV	Seatbelt	Speed	Speed	DWI	DUI	Minor	DD	ITC	HMV				Other Citations	Other Arrests	Prod.	Dist.
	23		341	3	1	23	2	27	13					20		103	3	4,100	1,600	5	5	4

Project Cross-Reference by Task

Enforcement Projects

Organization / Project Number		PA	Fund Source			Federal Funds State Funding Prog. Income Local Match Project Total																	
STEP CMV												Group Project											
City of Houston - Police Department		PT	402	PT	Planned: \$399,999.71										\$493,608.31	\$893,608.02							
2018-HoustonP-S-1YG-0043		CMV			Actual: \$399,798.71										\$686,164.11	\$1,085,962.82							
<i>Performance Data:</i>		Crashes related to...		Enforce.	Safety Belt/Seat		CMV Citations			Other Citations/Arrests					PI&E Materials		Comm.	Present	Media				
Alcohol	Speed	ITC	Hours	Adult	Child	HMV	Seatbelt	Speed	Speed	DWI	DUI	Minor	DD	ITC	HMV	Other Citations	Other Arrests	Prod.	Dist.	Events	ations	Exp.	
	735		6,610			5,122	3,543	4,738								1,594	218		10,639	11	15	12	
City of Eagle Lake Police Department		PT	402	PT	Planned: \$8,156.66										\$2,445.00	\$10,601.66							
2018-EagleLkP-S-1YG-0089		CMV			Actual: \$1,756.75										\$1,678.33	\$3,435.08							
<i>Performance Data:</i>		Crashes related to...		Enforce.	Safety Belt/Seat		CMV Citations			Other Citations/Arrests					PI&E Materials		Comm.	Present	Media				
Alcohol	Speed	ITC	Hours	Adult	Child	HMV	Seatbelt	Speed	Speed	DWI	DUI	Minor	DD	ITC	HMV	Other Citations	Other Arrests	Prod.	Dist.	Events	ations	Exp.	
			45			54		2								32			106	1	3	36	
City of McAllen Police Department		PT	402	PT	Planned: \$88,000.00										\$22,000.00	\$110,000.00							
2018-McAllenP-S-1YG-0075		CMV			Actual: \$54,255.68										\$13,595.16	\$67,850.84							
<i>Performance Data:</i>		Crashes related to...		Enforce.	Safety Belt/Seat		CMV Citations			Other Citations/Arrests					PI&E Materials		Comm.	Present	Media				
Alcohol	Speed	ITC	Hours	Adult	Child	HMV	Seatbelt	Speed	Speed	DWI	DUI	Minor	DD	ITC	HMV	Other Citations	Other Arrests	Prod.	Dist.	Events	ations	Exp.	
	35		1,505	19		482	36	144	627					197		702	40			2	1	2	
City of Laredo Police Department		PT	402	PT	Planned: \$87,989.00										\$29,443.48	\$117,432.48							
2018-LaredoPD-S-1YG-0056		CMV			Actual: \$87,989.00										\$31,094.58	\$119,083.58							
<i>Performance Data:</i>		Crashes related to...		Enforce.	Safety Belt/Seat		CMV Citations			Other Citations/Arrests					PI&E Materials		Comm.	Present	Media				
Alcohol	Speed	ITC	Hours	Adult	Child	HMV	Seatbelt	Speed	Speed	DWI	DUI	Minor	DD	ITC	HMV	Other Citations	Other Arrests	Prod.	Dist.	Events	ations	Exp.	
	2,513		1,531	59	8	1,824	254	281	234					708		2,946	10		272	5	7	2	
City of Mount Pleasant - Police Department		PT	402	PT	Planned: \$11,971.03										\$4,958.18	\$16,929.21							
2018-MtPleasa-S-1YG-0047		CMV			Actual: \$2,216.97										\$1,311.14	\$3,528.11							
<i>Performance Data:</i>		Crashes related to...		Enforce.	Safety Belt/Seat		CMV Citations			Other Citations/Arrests					PI&E Materials		Comm.	Present	Media				
Alcohol	Speed	ITC	Hours	Adult	Child	HMV	Seatbelt	Speed	Speed	DWI	DUI	Minor	DD	ITC	HMV	Other Citations	Other Arrests	Prod.	Dist.	Events	ations	Exp.	
	1		63	1		11	1	12	64					7		2						2	
STEP CMV Subtotals		# of Projects: 11			Planned: \$809,131.36										\$612,856.61	\$1,421,987.97							
		10			Actual: \$595,983.92										\$756,379.32	\$1,352,363.24							
<i>Performance Data Summary:</i>		Crashes related to...		Enforce.	Safety Belt/Seat		CMV Citations			Other Citations/Arrests					PI&E Materials		Comm.	Present	Media				
Alcohol	Speed	ITC	Hours	Adult	Child	HMV	Seatbelt	Speed	Speed	DWI	DUI	Minor	DD	ITC	HMV	Other Citations	Other Arrests	Prod.	Dist.	Events	ations	Exp.	
	12,484		10,854	82	9	7,768	3,841	5,645	964	1				964		5,495	274		5,090	13,877	36	48	73

Project Cross-Reference by Task

Enforcement Projects

Organization / Project Number	PA	Fund Source	Federal Funds	State Funding	Prog. Income	Local Match	Project Total																
STEP Comprehensive							Group Project																
City of Sugar Land Police Department 2018-Sugarlan-S-1YG-0069	PT	402	PT	Planned: \$59,996.33		\$20,114.32	\$80,110.65																
				Actual: \$59,260.27		\$22,708.45	\$81,968.72																
<i>Performance Data:</i>	Crashes related to...			Enforce. Hours		Safety Belt/Seat		CMV Citations			Other Citations/Arrests				PI&E Materials		Comm. Events	Present ations	Media Exp.				
	Alcohol	Speed	ITC	Hours	Adult	Child	HMV	Seatbelt	Speed	Speed	DWI	DUI	Minor	DD	ITC	HMV	Other Citations	Other Arrests	Prod.	Dist.	Events	ations	Exp.
	747	462		1,158	4	3				3,368					208	46	390	19		3,364	6	7	2
City of Missouri - City Police Department 2018-Missouri-S-1YG-0011	PT	402	PT	Planned: \$45,114.00		\$15,131.13	\$60,245.13																
				Actual: \$43,907.78		\$14,355.59	\$58,263.37																
<i>Performance Data:</i>	Crashes related to...			Enforce. Hours		Safety Belt/Seat		CMV Citations			Other Citations/Arrests				PI&E Materials		Comm. Events	Present ations	Media Exp.				
	Alcohol	Speed	ITC	Hours	Adult	Child	HMV	Seatbelt	Speed	Speed	DWI	DUI	Minor	DD	ITC	HMV	Other Citations	Other Arrests	Prod.	Dist.	Events	ations	Exp.
	8	233	436	1,047	10	13			1	749	18				400		342	50		567	6	10	3
City of Fort Worth Police Department 2018-Fortwort-S-1YG-0032	PT	402	PT	Planned: \$167,630.63		\$42,992.62	\$210,623.25																
				Actual: \$167,255.72		\$47,543.22	\$214,798.94																
<i>Performance Data:</i>	Crashes related to...			Enforce. Hours		Safety Belt/Seat		CMV Citations			Other Citations/Arrests				PI&E Materials		Comm. Events	Present ations	Media Exp.				
	Alcohol	Speed	ITC	Hours	Adult	Child	HMV	Seatbelt	Speed	Speed	DWI	DUI	Minor	DD	ITC	HMV	Other Citations	Other Arrests	Prod.	Dist.	Events	ations	Exp.
	253	4,239	6,019	2,852	568	122				4,376	64				2,418		2,173	27	100	1,400	4	5	
City of Harlingen Police Department 2018-Harlinge-S-1YG-0053	PT	402	PT	Planned: \$57,212.49		\$18,154.03	\$75,366.52																
				Actual: \$40,400.17		\$13,051.97	\$53,452.14																
<i>Performance Data:</i>	Crashes related to...			Enforce. Hours		Safety Belt/Seat		CMV Citations			Other Citations/Arrests				PI&E Materials		Comm. Events	Present ations	Media Exp.				
	Alcohol	Speed	ITC	Hours	Adult	Child	HMV	Seatbelt	Speed	Speed	DWI	DUI	Minor	DD	ITC	HMV	Other Citations	Other Arrests	Prod.	Dist.	Events	ations	Exp.
	81	39	798	1,087	16	15			2	826	15			6	430		188	15	690	940	5	7	7
Bexar County Sheriff's Office 2018-BexarCoS-S-1YG-0005	PT	402	PT	Planned: \$600,000.00		\$151,596.75	\$751,596.75																
				Actual: \$467,727.66		\$114,087.90	\$581,815.56																
<i>Performance Data:</i>	Crashes related to...			Enforce. Hours		Safety Belt/Seat		CMV Citations			Other Citations/Arrests				PI&E Materials		Comm. Events	Present ations	Media Exp.				
	Alcohol	Speed	ITC	Hours	Adult	Child	HMV	Seatbelt	Speed	Speed	DWI	DUI	Minor	DD	ITC	HMV	Other Citations	Other Arrests	Prod.	Dist.	Events	ations	Exp.
				7,788	301	139				20,753	68				1,590	137	3,583	94	1	1,875	12		5
Harris County Constable Precinct 1 2018-HarrisP1-S-1YG-0029	PT	402	PT	Planned: \$85,946.83		\$85,946.82	\$171,893.65																
				Actual: \$82,813.80		\$82,813.79	\$165,627.59																
<i>Performance Data:</i>	Crashes related to...			Enforce. Hours		Safety Belt/Seat		CMV Citations			Other Citations/Arrests				PI&E Materials		Comm. Events	Present ations	Media Exp.				
	Alcohol	Speed	ITC	Hours	Adult	Child	HMV	Seatbelt	Speed	Speed	DWI	DUI	Minor	DD	ITC	HMV	Other Citations	Other Arrests	Prod.	Dist.	Events	ations	Exp.
	10	127		1,927		1				2,846	155	2					1,074	41	181	1,318	10	49	6

Project Cross-Reference by Task

Enforcement Projects

Organization / Project Number		PA	Fund Source		Federal Funds State Funding Prog. Income Local Match										Project Total							
STEP Comprehensive															Group Project							
Harris County Constable Precinct 4		PT	402	PT	<i>Planned:</i> \$40,790.90										\$11,056.58	\$51,847.48						
2018-Harris4-S-1YG-0084		<i>Step Elements</i> DWI Speed			<i>Actual:</i> \$37,560.86										\$12,491.48	\$50,052.34						
<i>Performance Data:</i>		Crashes related to...		<i>Enforce.</i>	Safety Belt/Seat		CMV Citations			Other Citations/Arrests					PI&E Materials		<i>Comm.</i>	<i>Present</i>	<i>Media</i>			
<i>Alcohol</i>	<i>Speed</i>	<i>ITC</i>	<i>Hours</i>	<i>Adult</i>	<i>Child</i>	<i>HMV</i>	<i>Seatbelt</i>	<i>Speed</i>	<i>Speed</i>	<i>DWI</i>	<i>DUI</i>	<i>Minor</i>	<i>DD</i>	<i>ITC</i>	<i>HMV</i>	<i>Other Citations</i>	<i>Other Arrests</i>	<i>Prod.</i>	<i>Dist.</i>	<i>Events</i>	<i>ations</i>	<i>Exp.</i>
14			1,008						553	59	1					365	19	1,800	30	6	49	
City of Corpus Christi Police Department		PT	402	PT	<i>Planned:</i> \$155,000.09										\$47,166.67	\$202,166.76						
2018-CorpusPD-S-1YG-0022		<i>Step Elements</i> DWI Speed			<i>Actual:</i> \$143,449.76										\$43,757.88	\$187,207.64						
<i>Performance Data:</i>		Crashes related to...		<i>Enforce.</i>	Safety Belt/Seat		CMV Citations			Other Citations/Arrests					PI&E Materials		<i>Comm.</i>	<i>Present</i>	<i>Media</i>			
<i>Alcohol</i>	<i>Speed</i>	<i>ITC</i>	<i>Hours</i>	<i>Adult</i>	<i>Child</i>	<i>HMV</i>	<i>Seatbelt</i>	<i>Speed</i>	<i>Speed</i>	<i>DWI</i>	<i>DUI</i>	<i>Minor</i>	<i>DD</i>	<i>ITC</i>	<i>HMV</i>	<i>Other Citations</i>	<i>Other Arrests</i>	<i>Prod.</i>	<i>Dist.</i>	<i>Events</i>	<i>ations</i>	<i>Exp.</i>
374			1,963	130	25				2,180	37			773			927	72	1,195	1	1	94	
City of Waco Police Department		PT	402	PT	<i>Planned:</i> \$123,442.09										\$49,456.46	\$172,898.55						
2018-WacoPD-S-1YG-0038		<i>Step Elements</i> Speed OP ITC			<i>Actual:</i> \$89,416.18										\$35,830.64	\$125,246.82						
<i>Performance Data:</i>		Crashes related to...		<i>Enforce.</i>	Safety Belt/Seat		CMV Citations			Other Citations/Arrests					PI&E Materials		<i>Comm.</i>	<i>Present</i>	<i>Media</i>			
<i>Alcohol</i>	<i>Speed</i>	<i>ITC</i>	<i>Hours</i>	<i>Adult</i>	<i>Child</i>	<i>HMV</i>	<i>Seatbelt</i>	<i>Speed</i>	<i>Speed</i>	<i>DWI</i>	<i>DUI</i>	<i>Minor</i>	<i>DD</i>	<i>ITC</i>	<i>HMV</i>	<i>Other Citations</i>	<i>Other Arrests</i>	<i>Prod.</i>	<i>Dist.</i>	<i>Events</i>	<i>ations</i>	<i>Exp.</i>
	650	1,498	1,629	1,190	180			4	1,854	2				445		348	111	2,531	3	3	5	
City of Irving Police Department		PT	402	PT	<i>Planned:</i> \$180,386.16										\$91,777.68	\$272,163.84						
2018-Irving-S-1YG-0051		<i>Step Elements</i> DWI Speed OP			<i>Actual:</i> \$145,751.80										\$87,611.43	\$233,363.23						
<i>Performance Data:</i>		Crashes related to...		<i>Enforce.</i>	Safety Belt/Seat		CMV Citations			Other Citations/Arrests					PI&E Materials		<i>Comm.</i>	<i>Present</i>	<i>Media</i>			
<i>Alcohol</i>	<i>Speed</i>	<i>ITC</i>	<i>Hours</i>	<i>Adult</i>	<i>Child</i>	<i>HMV</i>	<i>Seatbelt</i>	<i>Speed</i>	<i>Speed</i>	<i>DWI</i>	<i>DUI</i>	<i>Minor</i>	<i>DD</i>	<i>ITC</i>	<i>HMV</i>	<i>Other Citations</i>	<i>Other Arrests</i>	<i>Prod.</i>	<i>Dist.</i>	<i>Events</i>	<i>ations</i>	<i>Exp.</i>
195	90		2,367	446	96				7,259	105						2,051	42	2,055	5	3	6	
City of Garland - Police Department		PT	402	PT	<i>Planned:</i> \$248,816.37										\$142,413.78	\$391,230.15						
2018-GarlandP-S-1YG-0020		<i>Step Elements</i> DWI Speed OP ITC			<i>Actual:</i> \$230,435.80										\$184,623.73	\$415,059.53						
<i>Performance Data:</i>		Crashes related to...		<i>Enforce.</i>	Safety Belt/Seat		CMV Citations			Other Citations/Arrests					PI&E Materials		<i>Comm.</i>	<i>Present</i>	<i>Media</i>			
<i>Alcohol</i>	<i>Speed</i>	<i>ITC</i>	<i>Hours</i>	<i>Adult</i>	<i>Child</i>	<i>HMV</i>	<i>Seatbelt</i>	<i>Speed</i>	<i>Speed</i>	<i>DWI</i>	<i>DUI</i>	<i>Minor</i>	<i>DD</i>	<i>ITC</i>	<i>HMV</i>	<i>Other Citations</i>	<i>Other Arrests</i>	<i>Prod.</i>	<i>Dist.</i>	<i>Events</i>	<i>ations</i>	<i>Exp.</i>
95	392	902	3,971	1,917	56				3,374	112	4			1,902		3,810	73	3,163	7	22	3	
City of Beaumont Police Department		PT	402	PT	<i>Planned:</i> \$88,005.71										\$54,510.65	\$142,516.36						
2018-Beaumont-S-1YG-0058		<i>Step Elements</i> DWI Speed OP ITC			<i>Actual:</i> \$37,244.50										\$26,575.05	\$63,819.55						
<i>Performance Data:</i>		Crashes related to...		<i>Enforce.</i>	Safety Belt/Seat		CMV Citations			Other Citations/Arrests					PI&E Materials		<i>Comm.</i>	<i>Present</i>	<i>Media</i>			
<i>Alcohol</i>	<i>Speed</i>	<i>ITC</i>	<i>Hours</i>	<i>Adult</i>	<i>Child</i>	<i>HMV</i>	<i>Seatbelt</i>	<i>Speed</i>	<i>Speed</i>	<i>DWI</i>	<i>DUI</i>	<i>Minor</i>	<i>DD</i>	<i>ITC</i>	<i>HMV</i>	<i>Other Citations</i>	<i>Other Arrests</i>	<i>Prod.</i>	<i>Dist.</i>	<i>Events</i>	<i>ations</i>	<i>Exp.</i>
67	1,159		660	350	28				2,206					141		828	8	225	2	3	1	

Project Cross-Reference by Task

Enforcement Projects

Organization / Project Number	PA	Fund Source	Federal Funds	State Funding	Prog. Income	Local Match	Project Total																
STEP Comprehensive							Group Project																
City of Arlington - Police Department	PT	402	PT	Planned:	\$222,474.54		\$55,618.64	\$278,093.18															
2018-Arlingto-S-1YG-0006	Step Elements DWI Speed OP			Actual:	\$214,181.11		\$53,545.26	\$267,726.37															
Performance Data:	Crashes related to...		Enforce.	Safety Belt/Seat		CMV Citations		Other Citations/Arrests				PI&E Materials		Comm.	Present	Media							
	Alcohol	Speed	ITC	Hours	Adult	Child	HMV	Seatbelt	Speed	Speed	DWI	DUI	Minor	DD	ITC	HMV	Other Citations	Other Arrests	Prod.	Dist.	Events	ations	Exp.
	338	869		3,461	674	127				6,903	53				24		2,146	83		4,375	5	43	2
City of North Richland Hills - Police Department	PT	402	PT	Planned:	\$45,400.00		\$11,722.76	\$57,122.76															
2018-NRichlan-S-1YG-0049	Step Elements DWI Speed			Actual:	\$18,617.38		\$9,467.73	\$28,085.11															
Performance Data:	Crashes related to...		Enforce.	Safety Belt/Seat		CMV Citations		Other Citations/Arrests				PI&E Materials		Comm.	Present	Media							
	Alcohol	Speed	ITC	Hours	Adult	Child	HMV	Seatbelt	Speed	Speed	DWI	DUI	Minor	DD	ITC	HMV	Other Citations	Other Arrests	Prod.	Dist.	Events	ations	Exp.
	49	71		345						1,210	2						104	1		850	9	5	6
City of Euless Police Department	PT	402	PT	Planned:	\$69,920.00		\$53,681.28	\$123,601.28															
2018-Euless-S-1YG-0063	Step Elements Speed OP ITC			Actual:	\$63,967.19		\$57,893.58	\$121,860.77															
Performance Data:	Crashes related to...		Enforce.	Safety Belt/Seat		CMV Citations		Other Citations/Arrests				PI&E Materials		Comm.	Present	Media							
	Alcohol	Speed	ITC	Hours	Adult	Child	HMV	Seatbelt	Speed	Speed	DWI	DUI	Minor	DD	ITC	HMV	Other Citations	Other Arrests	Prod.	Dist.	Events	ations	Exp.
		206	218	1,606	40	7				1,547	2				1,776		499	11		263	4	40	1
City of Denton Police Department	PT	402	PT	Planned:	\$89,984.41		\$119,293.72	\$209,278.13															
2018-DentonPD-S-1YG-0060	Step Elements DWI Speed OP ITC			Actual:	\$74,805.23		\$99,213.36	\$174,018.59															
Performance Data:	Crashes related to...		Enforce.	Safety Belt/Seat		CMV Citations		Other Citations/Arrests				PI&E Materials		Comm.	Present	Media							
	Alcohol	Speed	ITC	Hours	Adult	Child	HMV	Seatbelt	Speed	Speed	DWI	DUI	Minor	DD	ITC	HMV	Other Citations	Other Arrests	Prod.	Dist.	Events	ations	Exp.
	151	64	1,474	1,573	639	19				3,574	32		414	459			600	2		950	11	9	66
City of Jacksonville Police Department	PT	402	PT	Planned:	\$32,539.00		\$9,120.99	\$41,659.99															
2018-Jacksonv-S-1YG-0082	Step Elements DWI Speed OP ITC			Actual:	\$9,683.58		\$3,951.77	\$13,635.35															
Performance Data:	Crashes related to...		Enforce.	Safety Belt/Seat		CMV Citations		Other Citations/Arrests				PI&E Materials		Comm.	Present	Media							
	Alcohol	Speed	ITC	Hours	Adult	Child	HMV	Seatbelt	Speed	Speed	DWI	DUI	Minor	DD	ITC	HMV	Other Citations	Other Arrests	Prod.	Dist.	Events	ations	Exp.
	9	98	53	250	6	11			3	275				152			91	7		460	3	2	3
Harris County Constable Precinct 7	PT	402	PT	Planned:	\$190,286.96		\$48,525.86	\$238,812.82															
2018-HarrisP7-S-1YG-0057	Step Elements Speed OP			Actual:	\$173,151.54		\$54,290.03	\$227,441.57															
Performance Data:	Crashes related to...		Enforce.	Safety Belt/Seat		CMV Citations		Other Citations/Arrests				PI&E Materials		Comm.	Present	Media							
	Alcohol	Speed	ITC	Hours	Adult	Child	HMV	Seatbelt	Speed	Speed	DWI	DUI	Minor	DD	ITC	HMV	Other Citations	Other Arrests	Prod.	Dist.	Events	ations	Exp.
				5,781	2,366	567				8,195							2,035	32		6,262	41	7	9

Project Cross-Reference by Task

Enforcement Projects

Organization / Project Number		PA	Fund Source			Federal Funds State Funding Prog. Income Local Match										Project Total						
STEP Comprehensive															Group Project							
Jefferson County Sheriff's Office		PT	402	PT	<i>Planned:</i> \$36,998.04										\$9,870.52	\$46,868.56						
2018-Jefferso-S-1YG-0054		<i>Step Elements</i> DWI Speed OP			<i>Actual:</i> \$28,210.53										\$10,583.41	\$38,793.94						
<i>Performance Data:</i>		Crashes related to...		<i>Enforce.</i>	Safety Belt/Seat		CMV Citations			Other Citations/Arrests					PI&E Materials		<i>Comm.</i>	<i>Present</i>	<i>Media</i>			
<i>Alcohol</i>	<i>Speed</i>	<i>ITC</i>	<i>Hours</i>	<i>Adult</i>	<i>Child</i>	<i>HMV</i>	<i>Seatbelt</i>	<i>Speed</i>	<i>Speed</i>	<i>DWI</i>	<i>DUI</i>	<i>Minor</i>	<i>DD</i>	<i>ITC</i>	<i>HMV</i>	<i>Other Citations</i>	<i>Other Arrests</i>	<i>Prod.</i>	<i>Dist.</i>	<i>Events</i>	<i>ations</i>	<i>Exp.</i>
128	154		470	202	24				496	3				1		93	11		1,020	8	4	4
Tom Green County		PT	402	PT	<i>Planned:</i> \$49,622.48										\$24,872.49	\$74,494.97						
2018-Tomgreen-S-1YG-0035		<i>Step Elements</i> DWI Speed			<i>Actual:</i> \$34,564.43										\$23,097.18	\$57,661.61						
<i>Performance Data:</i>		Crashes related to...		<i>Enforce.</i>	Safety Belt/Seat		CMV Citations			Other Citations/Arrests					PI&E Materials		<i>Comm.</i>	<i>Present</i>	<i>Media</i>			
<i>Alcohol</i>	<i>Speed</i>	<i>ITC</i>	<i>Hours</i>	<i>Adult</i>	<i>Child</i>	<i>HMV</i>	<i>Seatbelt</i>	<i>Speed</i>	<i>Speed</i>	<i>DWI</i>	<i>DUI</i>	<i>Minor</i>	<i>DD</i>	<i>ITC</i>	<i>HMV</i>	<i>Other Citations</i>	<i>Other Arrests</i>	<i>Prod.</i>	<i>Dist.</i>	<i>Events</i>	<i>ations</i>	<i>Exp.</i>
			1,093	5	7				773	21	1			8		384	246		500	10	1	13
City of Brenham Police Department		PT	402	PT	<i>Planned:</i> \$19,075.50										\$14,395.46	\$33,470.96						
2018-Brenham-S-1YG-0041		<i>Step Elements</i> Speed OP			<i>Actual:</i> \$9,641.96										\$7,278.41	\$16,920.37						
<i>Performance Data:</i>		Crashes related to...		<i>Enforce.</i>	Safety Belt/Seat		CMV Citations			Other Citations/Arrests					PI&E Materials		<i>Comm.</i>	<i>Present</i>	<i>Media</i>			
<i>Alcohol</i>	<i>Speed</i>	<i>ITC</i>	<i>Hours</i>	<i>Adult</i>	<i>Child</i>	<i>HMV</i>	<i>Seatbelt</i>	<i>Speed</i>	<i>Speed</i>	<i>DWI</i>	<i>DUI</i>	<i>Minor</i>	<i>DD</i>	<i>ITC</i>	<i>HMV</i>	<i>Other Citations</i>	<i>Other Arrests</i>	<i>Prod.</i>	<i>Dist.</i>	<i>Events</i>	<i>ations</i>	<i>Exp.</i>
			230	22	3				538							99			355	2	4	4
City of McKinney - Police Department		PT	402	PT	<i>Planned:</i> \$91,223.38										\$24,908.19	\$116,131.57						
2018-McKinney-S-1YG-0027		<i>Step Elements</i> DWI Speed ITC			<i>Actual:</i> \$87,136.67										\$23,846.69	\$110,983.36						
<i>Performance Data:</i>		Crashes related to...		<i>Enforce.</i>	Safety Belt/Seat		CMV Citations			Other Citations/Arrests					PI&E Materials		<i>Comm.</i>	<i>Present</i>	<i>Media</i>			
<i>Alcohol</i>	<i>Speed</i>	<i>ITC</i>	<i>Hours</i>	<i>Adult</i>	<i>Child</i>	<i>HMV</i>	<i>Seatbelt</i>	<i>Speed</i>	<i>Speed</i>	<i>DWI</i>	<i>DUI</i>	<i>Minor</i>	<i>DD</i>	<i>ITC</i>	<i>HMV</i>	<i>Other Citations</i>	<i>Other Arrests</i>	<i>Prod.</i>	<i>Dist.</i>	<i>Events</i>	<i>ations</i>	<i>Exp.</i>
48	208	547	1,447	10	4		4		2,796	4				845	26	863	296		1,000	4	4	5
City of Laredo Police Department		PT	402	PT	<i>Planned:</i> \$100,000.00										\$45,875.84	\$145,875.84						
2018-LaredoPD-S-1YG-0040		<i>Step Elements</i> DWI Speed OP ITC			<i>Actual:</i> \$100,000.00										\$46,365.71	\$146,365.71						
<i>Performance Data:</i>		Crashes related to...		<i>Enforce.</i>	Safety Belt/Seat		CMV Citations			Other Citations/Arrests					PI&E Materials		<i>Comm.</i>	<i>Present</i>	<i>Media</i>			
<i>Alcohol</i>	<i>Speed</i>	<i>ITC</i>	<i>Hours</i>	<i>Adult</i>	<i>Child</i>	<i>HMV</i>	<i>Seatbelt</i>	<i>Speed</i>	<i>Speed</i>	<i>DWI</i>	<i>DUI</i>	<i>Minor</i>	<i>DD</i>	<i>ITC</i>	<i>HMV</i>	<i>Other Citations</i>	<i>Other Arrests</i>	<i>Prod.</i>	<i>Dist.</i>	<i>Events</i>	<i>ations</i>	<i>Exp.</i>
110	2,513	2,131	1,902	175	95				1,864	114			612	217		3,257	28		248	9	10	
El Paso County Sheriff's Office		PT	402	PT	<i>Planned:</i> \$94,884.02										\$31,674.48	\$126,558.50						
2018-EIPasoCO-S-1YG-0073		<i>Step Elements</i> DWI Speed OP ITC			<i>Actual:</i> \$82,192.78										\$29,359.38	\$111,552.16						
<i>Performance Data:</i>		Crashes related to...		<i>Enforce.</i>	Safety Belt/Seat		CMV Citations			Other Citations/Arrests					PI&E Materials		<i>Comm.</i>	<i>Present</i>	<i>Media</i>			
<i>Alcohol</i>	<i>Speed</i>	<i>ITC</i>	<i>Hours</i>	<i>Adult</i>	<i>Child</i>	<i>HMV</i>	<i>Seatbelt</i>	<i>Speed</i>	<i>Speed</i>	<i>DWI</i>	<i>DUI</i>	<i>Minor</i>	<i>DD</i>	<i>ITC</i>	<i>HMV</i>	<i>Other Citations</i>	<i>Other Arrests</i>	<i>Prod.</i>	<i>Dist.</i>	<i>Events</i>	<i>ations</i>	<i>Exp.</i>
94	479	403	1,277	773	82				1,223	36				272	39	469	15		3,960	12	6	110

Project Cross-Reference by Task

Enforcement Projects

Organization / Project Number	PA	Fund Source	Federal Funds	State Funding	Prog. Income	Local Match	Project Total															
STEP Comprehensive																						
City of San Antonio Police Department	PT	402 PT	Planned: \$1,000,000.00			\$347,600.04	\$1,347,600.04															
2018-SanAntPD-S-1YG-0002		Step Elements DWI Speed OP ITC	Actual: \$993,691.01			\$445,754.63	\$1,439,445.64															
Performance Data:	Crashes related to...		Enforce. Hours	Safety Belt/Seat		CMV Citations		Other Citations/Arrests				PI&E Materials		Comm. Events	Present ations	Media Exp.						
	Alcohol	Speed	ITC	Adult	Child	HMV	Seatbelt	Speed	Speed	DWI	DUI	Minor	DD	ITC	HMV	Other Citations	Other Arrests	Prod.	Dist.			
	1,559	1,135	2,370	18,814	5,393	793			11,171	629	4	8,995	3,580	1,065	4,975	909		3,637	19	28	20	
City of El Paso - Police Department	PT	402 PT	Planned: \$256,933.04			\$152,733.06	\$409,666.10															
2018-EIPasoPD-S-1YG-0004		Step Elements DWI Speed	Actual: \$256,933.04			\$152,733.06	\$409,666.10															
Performance Data:	Crashes related to...		Enforce. Hours	Safety Belt/Seat		CMV Citations		Other Citations/Arrests				PI&E Materials		Comm. Events	Present ations	Media Exp.						
	Alcohol	Speed	ITC	Adult	Child	HMV	Seatbelt	Speed	Speed	DWI	DUI	Minor	DD	ITC	HMV	Other Citations	Other Arrests	Prod.	Dist.			
	493	3,088		5,354	1	6			5,519	71		4,924	10	165	2,454	11		16,457	20	21	16	
City of Plano Police Department	PT	402 PT	Planned: \$149,953.35			\$102,278.99	\$252,232.34															
2018-PlanoPD-S-1YG-0015		Step Elements Speed ITC	Actual: \$140,417.81			\$95,778.19	\$236,196.00															
Performance Data:	Crashes related to...		Enforce. Hours	Safety Belt/Seat		CMV Citations		Other Citations/Arrests				PI&E Materials		Comm. Events	Present ations	Media Exp.						
	Alcohol	Speed	ITC	Adult	Child	HMV	Seatbelt	Speed	Speed	DWI	DUI	Minor	DD	ITC	HMV	Other Citations	Other Arrests	Prod.	Dist.			
		1,312	726	2,382	7	2			5,323					829	62	784	9	1,771	10	52	8	
City of Mount Pleasant - Police Department	PT	402 PT	Planned: \$39,951.18			\$16,877.80	\$56,828.98															
2018-MtPleasa-S-1YG-0039		Step Elements DWI Speed OP ITC	Actual: \$28,610.83			\$14,426.04	\$43,036.87															
Performance Data:	Crashes related to...		Enforce. Hours	Safety Belt/Seat		CMV Citations		Other Citations/Arrests				PI&E Materials		Comm. Events	Present ations	Media Exp.						
	Alcohol	Speed	ITC	Adult	Child	HMV	Seatbelt	Speed	Speed	DWI	DUI	Minor	DD	ITC	HMV	Other Citations	Other Arrests	Prod.	Dist.			
	16	76	93	827	191	40		22	992	3		18	559	4	269	18		2,046	10	14	13	
City of McAllen Police Department	PT	402 PT	Planned: \$120,000.00			\$30,000.00	\$150,000.00															
2018-McAllenP-S-1YG-0019		Step Elements DWI Speed OP ITC	Actual: \$120,000.00			\$29,999.99	\$149,999.99															
Performance Data:	Crashes related to...		Enforce. Hours	Safety Belt/Seat		CMV Citations		Other Citations/Arrests				PI&E Materials		Comm. Events	Present ations	Media Exp.						
	Alcohol	Speed	ITC	Adult	Child	HMV	Seatbelt	Speed	Speed	DWI	DUI	Minor	DD	ITC	HMV	Other Citations	Other Arrests	Prod.	Dist.			
	139	35	1,151	3,509	197	69		20	867	274	15	252	1,150	525	762	209			2	3	4	
City of Galveston - Police Department	PT	402 PT	Planned: \$44,870.40			\$12,869.71	\$57,740.11															
2018-Galvesto-S-1YG-0092		Step Elements DWI Speed ITC	Actual: \$10,152.69			\$3,089.81	\$13,242.50															
Performance Data:	Crashes related to...		Enforce. Hours	Safety Belt/Seat		CMV Citations		Other Citations/Arrests				PI&E Materials		Comm. Events	Present ations	Media Exp.						
	Alcohol	Speed	ITC	Adult	Child	HMV	Seatbelt	Speed	Speed	DWI	DUI	Minor	DD	ITC	HMV	Other Citations	Other Arrests	Prod.	Dist.			
	32	41	914	236					480	10				10		55		476	9	3	1	

Project Cross-Reference by Task

Enforcement Projects

Organization / Project Number	PA	Fund Source	Federal Funds	State Funding	Prog. Income	Local Match	Project Total																
STEP Comprehensive							Group Project																
City of Southlake Police Department 2018-Southlak-S-1YG-0003	PT	402	PT	Planned:	\$45,000.00	\$27,259.23	\$72,259.23																
				Actual:	\$44,999.99	\$29,763.71	\$74,763.70																
	Step Elements DWI Speed ITC																						
Performance Data:	Crashes related to...			Enforce.	Safety Belt/Seat		CMV Citations			Other Citations/Arrests				PI&E Materials		Comm.	Present	Media					
	Alcohol	Speed	ITC	Hours	Adult	Child	HMV	Seatbelt	Speed	Speed	DWI	DUI	Minor	DD	ITC	HMV	Other Citations	Other Arrests	Prod.	Dist.	Events	ations	Exp.
	9	83	108	792	10	1				1,757	8				231		170	28		1,500	3	8	24
City of Brownsville Police Department 2018-BrownsPD-S-1YG-0064	PT	402	PT	Planned:	\$68,937.57	\$26,715.10	\$95,652.67																
				Actual:	\$50,679.10	\$37,700.63	\$88,379.73																
	Step Elements DWI Speed OP																						
Performance Data:	Crashes related to...			Enforce.	Safety Belt/Seat		CMV Citations			Other Citations/Arrests				PI&E Materials		Comm.	Present	Media					
	Alcohol	Speed	ITC	Hours	Adult	Child	HMV	Seatbelt	Speed	Speed	DWI	DUI	Minor	DD	ITC	HMV	Other Citations	Other Arrests	Prod.	Dist.	Events	ations	Exp.
	160	1,112		836	298	106				2,431	19				52	33		2		1,144	5	14	1
City of Odessa Police Department 2018-Odessa-S-1YG-0023	PT	402	PT	Planned:	\$49,126.42	\$13,122.01	\$62,248.43																
				Actual:	\$35,334.37	\$14,622.47	\$49,956.84																
	Step Elements DWI Speed OP ITC																						
Performance Data:	Crashes related to...			Enforce.	Safety Belt/Seat		CMV Citations			Other Citations/Arrests				PI&E Materials		Comm.	Present	Media					
	Alcohol	Speed	ITC	Hours	Adult	Child	HMV	Seatbelt	Speed	Speed	DWI	DUI	Minor	DD	ITC	HMV	Other Citations	Other Arrests	Prod.	Dist.	Events	ations	Exp.
	56	1,330	574	559	41	1				1,386	1	1			288		393	2		147	3	3	34
City of Houston - Police Department 2018-HoustonP-S-1YG-0009	PT	402	PT	Planned:	\$999,999.49	\$883,754.91	\$1,883,754.40																
				Actual:	\$999,614.34	1,072,469.81	\$2,072,084.15																
	Step Elements DWI Speed OP ITC																						
Performance Data:	Crashes related to...			Enforce.	Safety Belt/Seat		CMV Citations			Other Citations/Arrests				PI&E Materials		Comm.	Present	Media					
	Alcohol	Speed	ITC	Hours	Adult	Child	HMV	Seatbelt	Speed	Speed	DWI	DUI	Minor	DD	ITC	HMV	Other Citations	Other Arrests	Prod.	Dist.	Events	ations	Exp.
	1,782	26,188	17,276	16,354	9,001	2,832				22,807	577				8,868		13,867	1,991		2,995	17	19	4
Polk County Sheriff's Office 2018-PolkCo-S-1YG-0034	PT	402	PT	Planned:	\$40,053.50	\$10,040.98	\$50,094.48																
				Actual:	\$36,589.88	\$15,523.85	\$52,113.73																
	Step Elements DWI Speed OP ITC																						
Performance Data:	Crashes related to...			Enforce.	Safety Belt/Seat		CMV Citations			Other Citations/Arrests				PI&E Materials		Comm.	Present	Media					
	Alcohol	Speed	ITC	Hours	Adult	Child	HMV	Seatbelt	Speed	Speed	DWI	DUI	Minor	DD	ITC	HMV	Other Citations	Other Arrests	Prod.	Dist.	Events	ations	Exp.
				938	5	12			1	370					49		272	31		500	3	5	6
City of Pasadena Police Department 2018-PasadePD-S-1YG-0071	PT	402	PT	Planned:	\$99,887.55	\$99,887.55	\$199,775.10																
				Actual:	\$82,541.10	\$82,541.09	\$165,082.19																
	Step Elements DWI Speed OP ITC																						
Performance Data:	Crashes related to...			Enforce.	Safety Belt/Seat		CMV Citations			Other Citations/Arrests				PI&E Materials		Comm.	Present	Media					
	Alcohol	Speed	ITC	Hours	Adult	Child	HMV	Seatbelt	Speed	Speed	DWI	DUI	Minor	DD	ITC	HMV	Other Citations	Other Arrests	Prod.	Dist.	Events	ations	Exp.
	102	574	1,673	2,730	966	166				3,139	11	1			2,680		734	26		2,525	3	5	4

Project Cross-Reference by Task

Enforcement Projects

Organization / Project Number	PA	Fund Source	Federal Funds	State Funding	Prog. Income	Local Match	Project Total																
STEP Comprehensive							Group Project																
Texas Department of Public Safety 2018-TDPS-S-1YG-0086	PT	402	PT	Planned: \$518,445.28		\$592,846.23	\$1,111,291.51																
				Actual: \$425,655.86		\$615,467.19	\$1,041,123.05																
<i>Performance Data:</i>	Crashes related to...		Enforce.	Safety Belt/Seat		CMV Citations			Other Citations/Arrests				PI&E Materials		Comm.	Present	Media						
	Alcohol	Speed	ITC	Hours	Adult	Child	HMV	Seatbelt	Speed	Speed	DWI	DUI	Minor	DD	ITC	HMV	Other Citations	Other Arrests	Prod.	Dist.	Events	ations	Exp.
	1,257	2,328		7,363	4,480	672				6,570	188			28			2,982	209	1,034	1,044	48	70	285
City of Austin Police Department 2018-AustinPD-S-1YG-0048	PT	402	PT	Planned: \$1,000,000.00		\$308,213.93	\$1,308,213.93																
				Actual: \$869,505.26		\$292,157.92	\$1,161,663.18																
<i>Performance Data:</i>	Crashes related to...		Enforce.	Safety Belt/Seat		CMV Citations			Other Citations/Arrests				PI&E Materials		Comm.	Present	Media						
	Alcohol	Speed	ITC	Hours	Adult	Child	HMV	Seatbelt	Speed	Speed	DWI	DUI	Minor	DD	ITC	HMV	Other Citations	Other Arrests	Prod.	Dist.	Events	ations	Exp.
	1,494	449	5,964	12,951	1,341	50			1	14,277	249	3	5,438	2,964			6,173	144		2,875	5	10	20
City of Amarillo - Police Department 2018-Amarillo-S-1YG-0031	PT	402	PT	Planned: \$169,048.88		\$42,677.50	\$211,726.38																
				Actual: \$147,039.29		\$94,383.05	\$241,422.34																
<i>Performance Data:</i>	Crashes related to...		Enforce.	Safety Belt/Seat		CMV Citations			Other Citations/Arrests				PI&E Materials		Comm.	Present	Media						
	Alcohol	Speed	ITC	Hours	Adult	Child	HMV	Seatbelt	Speed	Speed	DWI	DUI	Minor	DD	ITC	HMV	Other Citations	Other Arrests	Prod.	Dist.	Events	ations	Exp.
	296	1,435		2,965	536	54				5,023	113	1	114				966	111		2,750	9	2	8
City of Deer Park Police Department 2018-DeerPark-S-1YG-0016	PT	402	PT	Planned: \$50,000.00		\$48,646.20	\$98,646.20																
				Actual: \$34,404.22		\$37,843.86	\$72,248.08																
<i>Performance Data:</i>	Crashes related to...		Enforce.	Safety Belt/Seat		CMV Citations			Other Citations/Arrests				PI&E Materials		Comm.	Present	Media						
	Alcohol	Speed	ITC	Hours	Adult	Child	HMV	Seatbelt	Speed	Speed	DWI	DUI	Minor	DD	ITC	HMV	Other Citations	Other Arrests	Prod.	Dist.	Events	ations	Exp.
	1	177		886	14	7				2,283	19	2	128				395	39		599	2	8	1
City of New Braunfels Police Department 2018-NewBrau-S-1YG-0102	PT	402	PT	Planned: \$74,973.10		\$35,991.00	\$110,964.10																
				Actual: \$71,186.01		\$34,188.13	\$105,374.14																
<i>Performance Data:</i>	Crashes related to...		Enforce.	Safety Belt/Seat		CMV Citations			Other Citations/Arrests				PI&E Materials		Comm.	Present	Media						
	Alcohol	Speed	ITC	Hours	Adult	Child	HMV	Seatbelt	Speed	Speed	DWI	DUI	Minor	DD	ITC	HMV	Other Citations	Other Arrests	Prod.	Dist.	Events	ations	Exp.
	92	370	335	1,035	275	6				2,023	22		95	60			116	6		1,010	4	14	1
City of Wichita Falls Police Department 2018-WichitaP-S-1YG-0055	PT	402	PT	Planned: \$86,973.09		\$21,754.61	\$108,727.70																
				Actual: \$86,947.15		\$27,380.79	\$114,327.94																
<i>Performance Data:</i>	Crashes related to...		Enforce.	Safety Belt/Seat		CMV Citations			Other Citations/Arrests				PI&E Materials		Comm.	Present	Media						
	Alcohol	Speed	ITC	Hours	Adult	Child	HMV	Seatbelt	Speed	Speed	DWI	DUI	Minor	DD	ITC	HMV	Other Citations	Other Arrests	Prod.	Dist.	Events	ations	Exp.
	83	331	995	1,386	324	17				1,809			55	769			533	10		1,000	6	12	8

TEXAS HIGHWAY SAFETY ANNUAL REPORT FOR FISCAL YEAR 2018

Project Cross-Reference by Task

Enforcement Projects

Organization / Project Number	PA	Fund Source	Federal Funds	State Funding	Prog. Income	Local Match	Project Total																	
STEP Comprehensive							Group Project																	
City of Dallas Police Department 2018-Dallas-S-1YG-0018	PT	402	PT	Planned: \$893,731.50		\$258,302.85	\$1,152,034.35																	
	Step Elements DWI Speed OP ITC			Actual: \$873,605.32		\$252,508.58	\$1,126,113.90																	
Performance Data:	Crashes related to...		Enforce. Hours	Safety Belt/Seat		CMV Citations			Other Citations/Arrests				PI&E Materials		Comm. Events	Present ations	Media Exp.							
	Alcohol	Speed	ITC	Adult	Child	HMV	Seatbelt	Speed	Speed	DWI	DUI	Minor	DD	ITC	HMV	Other Citations	Other Arrests	Prod.	Dist.					
	739	538	7,396	14,635	3,682	601			26,467	156	12			7,448		1,929	2		6,096		11	52	5	
City of Frisco Police Department 2018-FriscoPD-S-1YG-0013	PT	402	PT	Planned: \$90,474.68		\$22,626.00	\$113,100.68																	
	Step Elements Speed OP			Actual: \$79,908.25		\$19,996.40	\$99,904.65																	
Performance Data:	Crashes related to...		Enforce. Hours	Safety Belt/Seat		CMV Citations			Other Citations/Arrests				PI&E Materials		Comm. Events	Present ations	Media Exp.							
	Alcohol	Speed	ITC	Adult	Child	HMV	Seatbelt	Speed	Speed	DWI	DUI	Minor	DD	ITC	HMV	Other Citations	Other Arrests	Prod.	Dist.					
		586		1,018	71	11			2,184							235	16		1,000		3	4	4	
City of Killeen Police Department 2018-KilleenP-S-1YG-0072	PT	402	PT	Planned: \$124,933.01		\$73,947.44	\$198,880.45																	
	Step Elements DWI Speed OP ITC			Actual: \$22,292.16		\$11,816.85	\$34,109.01																	
Performance Data:	Crashes related to...		Enforce. Hours	Safety Belt/Seat		CMV Citations			Other Citations/Arrests				PI&E Materials		Comm. Events	Present ations	Media Exp.							
	Alcohol	Speed	ITC	Adult	Child	HMV	Seatbelt	Speed	Speed	DWI	DUI	Minor	DD	ITC	HMV	Other Citations	Other Arrests	Prod.	Dist.					
	30	126	873	489	28	5			792	25			2	252		208			20			2		
City of Mission Police Department 2018-Mission-S-1YG-0028	PT	402	PT	Planned: \$62,992.32		\$16,575.43	\$79,567.75																	
	Step Elements DWI Speed OP ITC			Actual: \$62,648.09		\$17,906.12	\$80,554.21																	
Performance Data:	Crashes related to...		Enforce. Hours	Safety Belt/Seat		CMV Citations			Other Citations/Arrests				PI&E Materials		Comm. Events	Present ations	Media Exp.							
	Alcohol	Speed	ITC	Adult	Child	HMV	Seatbelt	Speed	Speed	DWI	DUI	Minor	DD	ITC	HMV	Other Citations	Other Arrests	Prod.	Dist.					
	34	539	154	1,399	370	113		5	2,116	55	4	94	919	48	647	29			16	365		4	9	4
City of La Porte Police Department 2018-LaPorte-S-1YG-0036	PT	402	PT	Planned: \$49,995.74		\$51,080.08	\$101,075.82																	
	Step Elements Speed OP ITC			Actual: \$49,924.44		\$51,180.17	\$101,104.61																	
Performance Data:	Crashes related to...		Enforce. Hours	Safety Belt/Seat		CMV Citations			Other Citations/Arrests				PI&E Materials		Comm. Events	Present ations	Media Exp.							
	Alcohol	Speed	ITC	Adult	Child	HMV	Seatbelt	Speed	Speed	DWI	DUI	Minor	DD	ITC	HMV	Other Citations	Other Arrests	Prod.	Dist.					
		13	67	1,684	81			20	3,385	1				708	18	182	9		1,147		3	4	21	
City of Grand Prairie Police Department 2018-GrandPra-S-1YG-0024	PT	402	PT	Planned: \$149,999.99		\$179,682.44	\$329,682.43																	
	Step Elements DWI Speed OP ITC			Actual: \$149,999.99		\$210,062.88	\$360,062.87																	
Performance Data:	Crashes related to...		Enforce. Hours	Safety Belt/Seat		CMV Citations			Other Citations/Arrests				PI&E Materials		Comm. Events	Present ations	Media Exp.							
	Alcohol	Speed	ITC	Adult	Child	HMV	Seatbelt	Speed	Speed	DWI	DUI	Minor	DD	ITC	HMV	Other Citations	Other Arrests	Prod.	Dist.					
	175	110	1,362	4,838	738	267			2,707	28	2	87	5,834		1,079	127			370		3	8	5	

Project Cross-Reference by Task

Enforcement Projects

Organization / Project Number PA Fund Source Federal Funds State Funding Prog. Income Local Match Project Total

STEP Comprehensive Group Project

City of Tyler Police Department PT 402 PT *Planned:* \$78,810.00 \$22,093.60 **\$100,903.60**
 2018-Tyler PD-S-1YG-0021 *Step Elements* **DWI Speed OP ITC** *Actual:* \$58,939.95 \$16,501.93 **\$75,441.88**

Performance Data:

Crashes related to...			Enforce. Hours	Safety Belt/Seat		CMV Citations			Other Citations/Arrests					PI&E Materials		Comm. Events	Present ations	Media Exp.			
Alcohol	Speed	ITC		Adult	Child	HMV	Seatbelt	Speed	Speed	DWI	DUI	Minor	DD	ITC	HMV				Other Citations	Other Arrests	Prod.
71	1,305	1,506	941	282	39				659	7				586	1,357	642	14	633	5	4	4

City of Midland Police Department PT 402 PT *Planned:* \$18,800.00 \$4,700.00 **\$23,500.00**
 2018-Midland-S-1YG-0007 *Step Elements* **Speed** *Actual:* \$18,103.12 \$4,676.34 **\$22,779.46**

Performance Data:

Crashes related to...			Enforce. Hours	Safety Belt/Seat		CMV Citations			Other Citations/Arrests					PI&E Materials		Comm. Events	Present ations	Media Exp.			
Alcohol	Speed	ITC		Adult	Child	HMV	Seatbelt	Speed	Speed	DWI	DUI	Minor	DD	ITC	HMV				Other Citations	Other Arrests	Prod.
	68		312	2	1				845					3		166	17	160	3	1	5

Harris County Sheriff's Office PT 402 PT *Planned:* \$331,999.91 \$331,999.92 **\$663,999.83**
 2018-HarrisCo-S-1YG-0010 *Step Elements* **DWI Speed OP** *Actual:* \$266,857.94 \$266,857.95 **\$533,715.89**

Performance Data:

Crashes related to...			Enforce. Hours	Safety Belt/Seat		CMV Citations			Other Citations/Arrests					PI&E Materials		Comm. Events	Present ations	Media Exp.			
Alcohol	Speed	ITC		Adult	Child	HMV	Seatbelt	Speed	Speed	DWI	DUI	Minor	DD	ITC	HMV				Other Citations	Other Arrests	Prod.
1,940	7,722		7,791	2,448	638				26,259	59	1					4,902	53	4,930	10	9	5

City of Keller Police Department PT 402 PT *Planned:* \$34,820.00 \$34,676.94 **\$69,496.94**
 2018-KellerPD-S-1YG-0088 *Step Elements* **DWI Speed ITC** *Actual:* \$31,016.98 \$33,639.81 **\$64,656.79**

Performance Data:

Crashes related to...			Enforce. Hours	Safety Belt/Seat		CMV Citations			Other Citations/Arrests					PI&E Materials		Comm. Events	Present ations	Media Exp.			
Alcohol	Speed	ITC		Adult	Child	HMV	Seatbelt	Speed	Speed	DWI	DUI	Minor	DD	ITC	HMV				Other Citations	Other Arrests	Prod.
19	84	80	815	1	2				1,815	35				511		200	3	1,300	3	9	11

STEP Comprehensive Subtotals # of Projects: 52 *Planned:* \$9,545,459.93 \$4,948,831.26 **\$14,494,291.19**
 52 *Actual:* \$8,488,974.89 \$5,085,314.89 **\$13,574,289.78**

Performance Data Summary:

Crashes related to...			Enforce. Hours	Safety Belt/Seat		CMV Citations			Other Citations/Arrests					PI&E Materials		Comm. Events	Present ations	Media Exp.			
Alcohol	Speed	ITC		Adult	Child	HMV	Seatbelt	Speed	Speed	DWI	DUI	Minor	DD	ITC	HMV				Other Citations	Other Arrests	Prod.
12,603	63,493	58,558	160,731	40,627	8,135			83	235,194	3,462	54	22,038	9,648	3,525	72,809	5,328	2,022	99,173	432	644	926

Project Cross-Reference by Task

Enforcement Projects

Organization / Project Number PA Fund Source Federal Funds State Funding Prog. Income Local Match Project Total

STEP SPEED Group Project

City of Lubbock Police Department SC 402 SC Planned: \$54,994.88 \$54,994.88 \$109,989.76
 2018-Lubbock -S-1YG-0017 Speed Actual: \$41,797.69 \$41,797.68 \$83,595.37

Performance Data:

Crashes related to...			Enforce.	Safety Belt/Seat		CMV Citations			Other Citations/Arrests					PI&E Materials		Comm.	Present	Media				
Alcohol	Speed	ITC	Hours	Adult	Child	HMV	Seatbelt	Speed	Speed	DWI	DUI	Minor	DD	ITC	HMV	Other Citations	Other Arrests	Prod.	Dist.	Events	ations	Exp.
	1,685		1,564						9,016							938	18		1,000	21	154	23

City of Mesquite Police Department SC 402 SC Planned: \$38,144.78 \$12,714.93 \$50,859.71
 2018-Mesquite-S-1YG-0059 Speed Actual: \$20,000.26 \$7,482.49 \$27,482.75

Performance Data:

Crashes related to...			Enforce.	Safety Belt/Seat		CMV Citations			Other Citations/Arrests					PI&E Materials		Comm.	Present	Media				
Alcohol	Speed	ITC	Hours	Adult	Child	HMV	Seatbelt	Speed	Speed	DWI	DUI	Minor	DD	ITC	HMV	Other Citations	Other Arrests	Prod.	Dist.	Events	ations	Exp.
	704		338	1	4				1,383						1	259	5		4,805	71	111	5

City of Allen Police Department SC 402 SC Planned: \$52,957.00 \$28,067.21 \$81,024.21
 2018-AllenPD-S-1YG-0087 Speed Actual: \$49,948.84 \$26,472.88 \$76,421.72

Performance Data:

Crashes related to...			Enforce.	Safety Belt/Seat		CMV Citations			Other Citations/Arrests					PI&E Materials		Comm.	Present	Media				
Alcohol	Speed	ITC	Hours	Adult	Child	HMV	Seatbelt	Speed	Speed	DWI	DUI	Minor	DD	ITC	HMV	Other Citations	Other Arrests	Prod.	Dist.	Events	ations	Exp.
	277		868	9	2				2,793	4						432	17		935	6	3	4

City of Lewisville Police Department SC 402 SC Planned: \$89,000.00 \$22,943.62 \$111,943.62
 2018-LewisvPD-S-1YG-0046 Speed Actual: \$88,743.51 \$26,736.24 \$115,479.75

Performance Data:

Crashes related to...			Enforce.	Safety Belt/Seat		CMV Citations			Other Citations/Arrests					PI&E Materials		Comm.	Present	Media				
Alcohol	Speed	ITC	Hours	Adult	Child	HMV	Seatbelt	Speed	Speed	DWI	DUI	Minor	DD	ITC	HMV	Other Citations	Other Arrests	Prod.	Dist.	Events	ations	Exp.
	920		1,245	1	4				4,296	3				29		851	25		2,025	7	11	2

Montgomery County Sheriff's Office SC 402 SC Planned: \$105,084.12 \$38,058.57 \$143,142.69
 2018-MontgoSO-S-1YG-0044 Speed Actual: \$55,945.49 \$26,019.47 \$81,964.96

Performance Data:

Crashes related to...			Enforce.	Safety Belt/Seat		CMV Citations			Other Citations/Arrests					PI&E Materials		Comm.	Present	Media				
Alcohol	Speed	ITC	Hours	Adult	Child	HMV	Seatbelt	Speed	Speed	DWI	DUI	Minor	DD	ITC	HMV	Other Citations	Other Arrests	Prod.	Dist.	Events	ations	Exp.
			921	2	2			4	2,173						116	186	15			4		

STEP SPEED Subtotals # of Projects: 5 Planned: \$340,180.78 \$156,779.21 \$496,959.99
 5 Actual: \$256,435.79 \$128,508.76 \$384,944.55

Performance Data Summary:

Crashes related to...			Enforce.	Safety Belt/Seat		CMV Citations			Other Citations/Arrests					PI&E Materials		Comm.	Present	Media				
Alcohol	Speed	ITC	Hours	Adult	Child	HMV	Seatbelt	Speed	Speed	DWI	DUI	Minor	DD	ITC	HMV	Other Citations	Other Arrests	Prod.	Dist.	Events	ations	Exp.
	3,586		4,936	13	12			4	19,661	7				29	117	2,666	80		8,765	109	279	34

Project Cross-Reference by Task

Enforcement Projects

Organization / Project Number PA Fund Source Federal Funds State Funding Prog. Income Local Match Project Total

STEP Wave Comprehensive Group Project

City of Alpine Police Department PT 402 PT *Planned:* \$6,000.00 \$1,550.00 **\$7,550.00**
 2018-AlpinePD-S-1YG-0066 *Step Elements* **DWI Wave Speed Wave OP Wave** *Actual:* \$1,694.12 \$1,960.82 **\$3,654.94**

Performance Data:

Crashes related to...			Enforce. Hours	Safety Belt/Seat		CMV Citations			Other Citations/Arrests					PI&E Materials		Comm. Events	Present ations	Media Exp.			
Alcohol	Speed	ITC		Adult	Child	HMV	Seatbelt	Speed	Speed	DWI	DUI	Minor	DD	ITC	HMV				Other Citations	Other Arrests	Prod.
			87	10				18	1				11		8	2		150	1		4

City of Port Arthur Police Department PT 402 PT *Planned:* \$41,403.00 \$19,756.92 **\$61,159.92**
 2018-PortArth-S-1YG-0100 *Step Elements* **DWI Wave Speed Wave OP Wave** *Actual:* \$15,885.36 \$8,721.62 **\$24,606.98**

Performance Data:

Crashes related to...			Enforce. Hours	Safety Belt/Seat		CMV Citations			Other Citations/Arrests					PI&E Materials		Comm. Events	Present ations	Media Exp.				
Alcohol	Speed	ITC		Adult	Child	HMV	Seatbelt	Speed	Speed	DWI	DUI	Minor	DD	ITC	HMV				Other Citations	Other Arrests	Prod.	Dist.
			295	101	35				643					30		399	8		1,615	2	2	15

Town of Addison Police Department PT 402 PT *Planned:* \$8,000.00 \$3,431.97 **\$11,431.97**
 2018-AddisonP-S-1YG-0014 *Step Elements* **DWI Wave Speed Wave OP Wave** *Actual:* \$8,000.00 \$4,551.55 **\$12,551.55**

Performance Data:

Crashes related to...			Enforce. Hours	Safety Belt/Seat		CMV Citations			Other Citations/Arrests					PI&E Materials		Comm. Events	Present ations	Media Exp.				
Alcohol	Speed	ITC		Adult	Child	HMV	Seatbelt	Speed	Speed	DWI	DUI	Minor	DD	ITC	HMV				Other Citations	Other Arrests	Prod.	Dist.
			194	48	1				435	5						38	1		250	1	5	10

City of Victoria Police Department PT 402 PT *Planned:* \$32,512.50 \$9,219.62 **\$41,732.12**
 2018-Victoria-S-1YG-0070 *Step Elements* **DWI Wave Speed Wave OP Wave** *Actual:* \$15,730.90 \$4,931.83 **\$20,662.73**

Performance Data:

Crashes related to...			Enforce. Hours	Safety Belt/Seat		CMV Citations			Other Citations/Arrests					PI&E Materials		Comm. Events	Present ations	Media Exp.			
Alcohol	Speed	ITC		Adult	Child	HMV	Seatbelt	Speed	Speed	DWI	DUI	Minor	DD	ITC	HMV				Other Citations	Other Arrests	Prod.
			416	65					198	14	1		3		63	12		584	3	7	13

Smith County Sheriff's Office PT 402 PT *Planned:* \$14,987.04 \$3,852.15 **\$18,839.19**
 2018-SmithCoS-S-1YG-0080 *Step Elements* **DWI Wave Speed Wave OP Wave** *Actual:*

Performance Data:

Crashes related to...			Enforce. Hours	Safety Belt/Seat		CMV Citations			Other Citations/Arrests					PI&E Materials		Comm. Events	Present ations	Media Exp.				
Alcohol	Speed	ITC		Adult	Child	HMV	Seatbelt	Speed	Speed	DWI	DUI	Minor	DD	ITC	HMV				Other Citations	Other Arrests	Prod.	Dist.

City of El Paso - ISD Police Department PT 402 PT *Planned:* \$7,327.03 \$1,835.19 **\$9,162.22**
 2018-EIPasoiI-S-1YG-0085 *Step Elements* **Speed Wave OP Wave** *Actual:* \$7,327.03 \$4,846.44 **\$12,173.47**

Performance Data:

Crashes related to...			Enforce. Hours	Safety Belt/Seat		CMV Citations			Other Citations/Arrests					PI&E Materials		Comm. Events	Present ations	Media Exp.				
Alcohol	Speed	ITC		Adult	Child	HMV	Seatbelt	Speed	Speed	DWI	DUI	Minor	DD	ITC	HMV				Other Citations	Other Arrests	Prod.	Dist.
			323	88	31				434				93	16		188	2		1,226	6	7	

Project Cross-Reference by Task

Enforcement Projects

Organization / Project Number		PA	Fund Source			Federal Funds State Funding Prog. Income Local Match										Project Total									
STEP Wave Comprehensive															Group Project										
City of Texarkana Police Department		PT	402	PT	<i>Planned:</i>										\$22,749.36	\$5,898.50	\$28,647.86								
2018-TexarkPD-S-1YG-0103		<i>Step Elements</i>			DWI Wave	Speed Wave	OP Wave	<i>Actual:</i>										\$14,844.87	\$5,221.31	\$20,066.18					
<i>Performance Data:</i>		Crashes related to...		<i>Enforce.</i>	Safety Belt/Seat		CMV Citations			Other Citations/Arrests					PI&E Materials		<i>Comm.</i>	<i>Present</i>	<i>Media</i>						
		<i>Alcohol</i>	<i>Speed</i>	<i>ITC</i>	<i>Hours</i>	<i>Adult</i>	<i>Child</i>	<i>HMV</i>	<i>Seatbelt</i>	<i>Speed</i>	<i>Speed</i>	<i>DWI</i>	<i>DUI</i>	<i>Minor</i>	<i>DD</i>	<i>ITC</i>	<i>HMV</i>	<i>Other Citations</i>	<i>Other Arrests</i>	<i>Prod.</i>	<i>Dist.</i>	<i>Events</i>	<i>ations</i>	<i>Exp.</i>	
					292	240	15				590	2		9	26			226	29		4,450	6	5	71	
City of San Juan Police Department		PT	402	PT	<i>Planned:</i>										\$9,980.00	\$2,636.08	\$12,616.08								
2018-SanJuanP-S-1YG-0052		<i>Step Elements</i>			DWI Wave	Speed Wave	<i>Actual:</i>										\$9,980.00	\$2,985.47	\$12,965.47						
<i>Performance Data:</i>		Crashes related to...		<i>Enforce.</i>	Safety Belt/Seat		CMV Citations			Other Citations/Arrests					PI&E Materials		<i>Comm.</i>	<i>Present</i>	<i>Media</i>						
		<i>Alcohol</i>	<i>Speed</i>	<i>ITC</i>	<i>Hours</i>	<i>Adult</i>	<i>Child</i>	<i>HMV</i>	<i>Seatbelt</i>	<i>Speed</i>	<i>Speed</i>	<i>DWI</i>	<i>DUI</i>	<i>Minor</i>	<i>DD</i>	<i>ITC</i>	<i>HMV</i>	<i>Other Citations</i>	<i>Other Arrests</i>	<i>Prod.</i>	<i>Dist.</i>	<i>Events</i>	<i>ations</i>	<i>Exp.</i>	
					303	32					358	1		25				106			500	1	2	4	
Ward County Sheriff Office		PT	402	PT	<i>Planned:</i>										\$7,957.62	\$2,123.53	\$10,081.15								
2018-WardCoSO-S-1YG-0062		<i>Step Elements</i>			DWI Wave	Speed Wave	OP Wave	<i>Actual:</i>										\$7,957.62	\$2,258.89	\$10,216.51					
<i>Performance Data:</i>		Crashes related to...		<i>Enforce.</i>	Safety Belt/Seat		CMV Citations			Other Citations/Arrests					PI&E Materials		<i>Comm.</i>	<i>Present</i>	<i>Media</i>						
		<i>Alcohol</i>	<i>Speed</i>	<i>ITC</i>	<i>Hours</i>	<i>Adult</i>	<i>Child</i>	<i>HMV</i>	<i>Seatbelt</i>	<i>Speed</i>	<i>Speed</i>	<i>DWI</i>	<i>DUI</i>	<i>Minor</i>	<i>DD</i>	<i>ITC</i>	<i>HMV</i>	<i>Other Citations</i>	<i>Other Arrests</i>	<i>Prod.</i>	<i>Dist.</i>	<i>Events</i>	<i>ations</i>	<i>Exp.</i>	
					195	28	2				87	1			5			93	10		135	4	5	12	
City of Manor - Police Department		PT	402	PT	<i>Planned:</i>										\$7,928.83	\$2,003.32	\$9,932.15								
2018-ManorPD-S-1YG-0097		<i>Step Elements</i>			DWI Wave	Speed Wave	OP Wave	<i>Actual:</i>										\$7,613.19	\$2,000.04	\$9,613.23					
<i>Performance Data:</i>		Crashes related to...		<i>Enforce.</i>	Safety Belt/Seat		CMV Citations			Other Citations/Arrests					PI&E Materials		<i>Comm.</i>	<i>Present</i>	<i>Media</i>						
		<i>Alcohol</i>	<i>Speed</i>	<i>ITC</i>	<i>Hours</i>	<i>Adult</i>	<i>Child</i>	<i>HMV</i>	<i>Seatbelt</i>	<i>Speed</i>	<i>Speed</i>	<i>DWI</i>	<i>DUI</i>	<i>Minor</i>	<i>DD</i>	<i>ITC</i>	<i>HMV</i>	<i>Other Citations</i>	<i>Other Arrests</i>	<i>Prod.</i>	<i>Dist.</i>	<i>Events</i>	<i>ations</i>	<i>Exp.</i>	
					204	2	6				116	15			46			153	10		2	3	2	2	7
City of Weatherford Police Department		PT	402	PT	<i>Planned:</i>										\$14,880.00	\$4,120.00	\$19,000.00								
2018-Weatherf-S-1YG-0025		<i>Step Elements</i>			DWI Wave	Speed Wave	OP Wave	<i>Actual:</i>										\$14,489.37	\$6,263.72	\$20,753.09					
<i>Performance Data:</i>		Crashes related to...		<i>Enforce.</i>	Safety Belt/Seat		CMV Citations			Other Citations/Arrests					PI&E Materials		<i>Comm.</i>	<i>Present</i>	<i>Media</i>						
		<i>Alcohol</i>	<i>Speed</i>	<i>ITC</i>	<i>Hours</i>	<i>Adult</i>	<i>Child</i>	<i>HMV</i>	<i>Seatbelt</i>	<i>Speed</i>	<i>Speed</i>	<i>DWI</i>	<i>DUI</i>	<i>Minor</i>	<i>DD</i>	<i>ITC</i>	<i>HMV</i>	<i>Other Citations</i>	<i>Other Arrests</i>	<i>Prod.</i>	<i>Dist.</i>	<i>Events</i>	<i>ations</i>	<i>Exp.</i>	
					356	5					286	23			7			88	5		3,020	8	2	14	
City of Grapevine - Police Department		PT	402	PT	<i>Planned:</i>										\$38,955.82	\$10,523.50	\$49,479.32								
2018-Grapevin-S-1YG-0050		<i>Step Elements</i>			DWI Wave	Speed Wave	OP Wave	<i>Actual:</i>										\$33,222.31	\$11,009.91	\$44,232.22					
<i>Performance Data:</i>		Crashes related to...		<i>Enforce.</i>	Safety Belt/Seat		CMV Citations			Other Citations/Arrests					PI&E Materials		<i>Comm.</i>	<i>Present</i>	<i>Media</i>						
		<i>Alcohol</i>	<i>Speed</i>	<i>ITC</i>	<i>Hours</i>	<i>Adult</i>	<i>Child</i>	<i>HMV</i>	<i>Seatbelt</i>	<i>Speed</i>	<i>Speed</i>	<i>DWI</i>	<i>DUI</i>	<i>Minor</i>	<i>DD</i>	<i>ITC</i>	<i>HMV</i>	<i>Other Citations</i>	<i>Other Arrests</i>	<i>Prod.</i>	<i>Dist.</i>	<i>Events</i>	<i>ations</i>	<i>Exp.</i>	
					551	32	7				1,572	6			2			145				2		7	

Project Cross-Reference by Task

Enforcement Projects

Organization / Project Number PA Fund Source Federal Funds State Funding Prog. Income Local Match Project Total

STEP Wave Comprehensive

Group Project

City of Hawley Police Department PT 402 PT *Planned:* \$7,925.84 \$2,090.33 **\$10,016.17**
 2018-HawleyPD-S-1YG-0076 *Step Elements* **DWI Wave Speed Wave OP Wave** *Actual:* \$2,810.00 \$1,529.34 **\$4,339.34**

Performance Data:

Crashes related to...			Enforce. Hours	Safety Belt/Seat		CMV Citations			Other Citations/Arrests					PI&E Materials		Comm. Events	Present ations	Media Exp.			
Alcohol	Speed	ITC		Adult	Child	HMV	Seatbelt	Speed	Speed	DWI	DUI	Minor	DD	ITC	HMV				Other Citations	Other Arrests	Prod.
			111						20								2	250	1	3	12

Burnet County Sheriff Department PT 402 PT *Planned:* \$19,995.23 \$7,934.11 **\$27,929.34**
 2018-BurnettC-S-1YG-0077 *Step Elements* **DWI Wave Speed Wave OP Wave** *Actual:*

City of Palestine - Police department PT 402 PT *Planned:* \$7,979.00 \$3,327.24 **\$11,306.24**
 2018-Palestin-S-1YG-0095 *Step Elements* **DWI Wave Speed Wave OP Wave** *Actual:* \$4,601.21 \$8,240.71 **\$12,841.92**

Performance Data:

Crashes related to...			Enforce. Hours	Safety Belt/Seat		CMV Citations			Other Citations/Arrests					PI&E Materials		Comm. Events	Present ations	Media Exp.			
Alcohol	Speed	ITC		Adult	Child	HMV	Seatbelt	Speed	Speed	DWI	DUI	Minor	DD	ITC	HMV				Other Citations	Other Arrests	Prod.
			152	26	3			1	190	1				5	HMV	49	4	2,400	6	8	30

STEP Wave Comprehensive Subtotals # of Projects: 15 *Planned:* \$248,581.27 \$80,302.46 **\$328,883.73**
 13 *Actual:* \$144,155.98 \$64,521.65 **\$208,677.63**

Performance Data Summary:

Crashes related to...			Enforce. Hours	Safety Belt/Seat		CMV Citations			Other Citations/Arrests					PI&E Materials		Comm. Events	Present ations	Media Exp.				
Alcohol	Speed	ITC		Adult	Child	HMV	Seatbelt	Speed	Speed	DWI	DUI	Minor	DD	ITC	HMV				Other Citations	Other Arrests	Prod.	Dist.
			3,479	677	100			1	4,947	69	1	127	151			1,584	84	4	14,583	43	48	199

Project Cross-Reference by Task

Enforcement Projects

Organization / Project Number PA Fund Source Federal Funds State Funding Prog. Income Local Match Project Total

STEP Wave DWI Group Project

City of Cedar Park Police Department M5HVE 405D M5HVE Planned: \$19,840.65 \$5,130.40 \$24,971.05
 2018-CdrPrkPD-S-1YG-0037 DWI Wave Actual: \$2,153.84 \$584.40 \$2,738.24

Performance Data:	Crashes related to...			Enforce. Hours	Safety Belt/Seat		CMV Citations			Other Citations/Arrests					PI&E Materials		Comm. Events	Present ations	Media Exp.	
	Alcohol	Speed	ITC		Adult	Child	HMV	Seatbelt	Speed	Speed	DWI	DUI	Minor	DD	ITC	HMV				Other Citations
				41	1	1			11	2				1		16				2

Houston-Galveston Area Council M5HVE 405D M5HVE Planned: \$47,294.28 \$15,509.00 \$62,803.28
 2018-HGAC-S-1YG-0094 DWI Wave Actual: \$31,745.35 \$10,773.86 \$42,519.21

Performance Data:	Crashes related to...			Enforce. Hours	Safety Belt/Seat		CMV Citations			Other Citations/Arrests					PI&E Materials		Comm. Events	Present ations	Media Exp.	
	Alcohol	Speed	ITC		Adult	Child	HMV	Seatbelt	Speed	Speed	DWI	DUI	Minor	DD	ITC	HMV				Other Citations
				628	1	2			89	63	1			8		119	14			2

STEP Wave DWI Subtotals # of Projects: 2 Planned: \$67,134.93 \$20,639.40 \$87,774.33
 2 Actual: \$33,899.19 \$11,358.26 \$45,257.45

Performance Data Summary:	Crashes related to...			Enforce. Hours	Safety Belt/Seat		CMV Citations			Other Citations/Arrests					PI&E Materials		Comm. Events	Present ations	Media Exp.	
	Alcohol	Speed	ITC		Adult	Child	HMV	Seatbelt	Speed	Speed	DWI	DUI	Minor	DD	ITC	HMV				Other Citations
				669	1	3			100	65	1			9		135	14			4

Enforcement Task Summary # Projects: 215 Planned: \$13,655,986.10 \$7,242,004.66 \$20,897,990.76
 215 Actual: \$11,738,631.12 \$7,723,843.26 \$19,462,474.38

Project Cross-Reference by Task

Evaluation Projects									
Organization / Project Number	PA	Fund Source			Federal Funds	State Funding	Prog. Income	Local Match	Project Total
CRIS 2018-CRIS-G-1YG-0300	TR	State	State		<i>Planned:</i>	\$730,218.00			\$730,218.00
					<i>Actual:</i>	\$730,218.00			\$730,218.00
CRIS 2018-CRIS-G-1YG-0302	TR	405C	M3DA		<i>Planned:</i>	\$1,374,685.00			\$1,374,685.00
					<i>Actual:</i>	\$909,494.05			\$909,494.05
Texas A&M Transportation Institute 2018-TTI-G-1YG-0066	PS	402	PS		<i>Planned:</i>	\$89,863.62		\$22,476.26	\$112,339.88
					<i>Actual:</i>	\$83,503.39		\$20,885.06	\$104,388.45
Texas A&M Transportation Institute 2018-TTI-G-1YG-0073	TR	402	TR		<i>Planned:</i>	\$37,899.77		\$9,475.40	\$47,375.17
					<i>Actual:</i>	\$35,290.78		\$9,341.72	\$44,632.50
Texas A&M Transportation Institute 2018-TTI-G-1YG-0092	AL	405D	M5BAC		<i>Planned:</i>	\$108,695.46		\$27,188.73	\$135,884.19
					<i>Actual:</i>	\$106,532.88		\$28,002.29	\$134,535.17
Texas A&M Transportation Institute 2018-TTI-G-1YG-0100	MC	402	MC		<i>Planned:</i>	\$88,451.76		\$22,124.05	\$110,575.81
					<i>Actual:</i>	\$82,663.35		\$21,037.93	\$103,701.28
Texas A&M Transportation Institute 2018-TTI-G-1YG-0103	TR	405C	M3DA		<i>Planned:</i>	\$223,753.66		\$55,972.05	\$279,725.71
					<i>Actual:</i>	\$173,239.37		\$43,358.52	\$216,597.89
Texas A&M Transportation Institute 2018-TTI-G-1YG-0104	AL	402	AL		<i>Planned:</i>	\$265,636.41		\$66,445.89	\$332,082.30
					<i>Actual:</i>	\$240,837.87		\$60,262.22	\$301,100.09
Texas A&M Transportation Institute 2018-TTI-G-1YG-0110	OP	402	OP		<i>Planned:</i>	\$47,700.02		\$11,935.72	\$59,635.74
					<i>Actual:</i>	\$43,438.51		\$10,928.42	\$54,366.93
Texas A&M Transportation Institute 2018-TTI-G-1YG-0111	OP	405B	M1OP		<i>Planned:</i>	\$358,660.02		\$89,706.02	\$448,366.04
					<i>Actual:</i>	\$329,385.80		\$82,970.42	\$412,356.22
Texas A&M Transportation Institute 2018-TTI-G-1YG-0112	OP	405B	M1OP		<i>Planned:</i>	\$74,601.11		\$18,665.31	\$93,266.42
					<i>Actual:</i>	\$62,813.66		\$16,017.00	\$78,830.66
Texas A&M Transportation Institute 2018-TTI-G-1YG-0113	DE	402	DE		<i>Planned:</i>	\$76,395.26		\$19,111.99	\$95,507.25
					<i>Actual:</i>	\$64,268.10		\$16,111.80	\$80,379.90
Texas A&M Transportation Institute 2018-TTI-G-1YG-0114	DE	402	DE		<i>Planned:</i>	\$60,735.01		\$15,190.80	\$75,925.81
					<i>Actual:</i>	\$55,939.82		\$13,992.68	\$69,932.50
Texas A&M Transportation Institute 2018-TTI-G-1YG-0116	DE	402	DE		<i>Planned:</i>	\$28,597.03		\$7,163.66	\$35,760.69
					<i>Actual:</i>	\$23,257.95		\$5,919.35	\$29,177.30
Texas Department of Public Safety 2018-TDPS-G-1YG-0026	TR	405C	M3DA		<i>Planned:</i>	\$1,029,534.66		\$257,383.67	\$1,286,918.33
					<i>Actual:</i>	\$639,469.62		\$160,037.56	\$799,507.18
Texas Department of State Health Services - ISG 2018-TDSHS-IS-G-1YG-0200	TR	405C	M3DA		<i>Planned:</i>	\$1,107,184.00		\$277,254.56	\$1,384,438.56
					<i>Actual:</i>	\$909,217.26		\$228,676.73	\$1,137,893.99
Texas Municipal Police Association 2018-TMPA-G-1YG-0285	TR	402	TR		<i>Planned:</i>	\$642,019.80		\$160,601.53	\$802,621.33
					<i>Actual:</i>	\$637,117.16		\$211,650.24	\$848,767.40

Project Cross-Reference by Task

Evaluation Projects

<i>Organization / Project Number</i>	<i>PA</i>	<i>Fund Source</i>	<i>Federal Funds</i>	<i>State Funding</i>	<i>Prog. Income</i>	<i>Local Match</i>	<i>Project Total</i>
Texas Office of Court Administration 2018-TxOCA-G-1YG-0034	TR	405C M3DA	<i>Planned:</i> \$2,221,508.00			\$50,735.32	\$2,272,243.32
			<i>Actual:</i> \$130,309.51			\$23,780.52	\$154,090.03
The Foundation for Safe Driving 2018-TFFSD-G-1YG-0131	DE	405B M1*SA	<i>Planned:</i> \$34,994.28			\$12,816.74	\$47,811.02
			<i>Actual:</i>				

Evaluation Task Summary

	<i># Projects</i>	<i>Federal Funds</i>	<i>State Funding</i>	<i>Prog. Income</i>	<i>Local Match</i>	<i>Project Total</i>
	18	<i>Planned:</i> \$7,870,914.87	\$730,218.00		\$1,124,247.70	\$9,725,380.57
	18	<i>Actual:</i> \$4,526,779.08	\$730,218.00		\$952,972.46	\$6,209,969.54

Project Cross-Reference by Task

Program Management Projects

Organization / Project Number	PA	Fund Source			Federal Funds	State Funding	Prog. Income	Local Match	Project Total
Beehive Specialty 2018-BeeHive-G-1YG-0305	DE	402	DE	Planned:	\$150,000.00				\$150,000.00
				Actual:	\$123,682.32				\$123,682.32
CRIS 2018-CRIS-G-1YG-0298	TR	State	State	Planned:		\$2,834,918.00			\$2,834,918.00
				Actual:		\$2,653,868.54			\$2,653,868.54
TxDOT - Traffic Safety 2018-TxDOT-G-1YG-0292	PA	State	State	Planned:		\$5,114,083.00			\$5,114,083.00
				Actual:		\$5,044,184.84			\$5,044,184.84
TxDOT - Traffic Safety 2018-TxDOT-G-1YG-0294	PA	402	PA	Planned:	\$150,000.00				\$150,000.00
				Actual:	\$136,050.22				\$136,050.22
TxDOT - Traffic Safety 2018-TxDOT-G-1YG-0295	PA	State	State	Planned:		\$55,000.00			\$55,000.00
				Actual:		\$55,000.00			\$55,000.00
TxDOT - Traffic Safety 2018-TxDOT-G-1YG-0307	PA	402	PA	Planned:	\$503,521.89				\$503,521.89
				Actual:	\$503,521.89				\$503,521.89

Program Management Task Summary

		Federal Funds	State Funding	Prog. Income	Local Match	Project Total
# Projects: 6	Planned:	\$803,521.89	\$8,004,001.00			\$8,807,522.89
6	Actual:	\$763,254.43	\$7,753,053.38			\$8,516,307.81

Project Cross-Reference by Task

Public Information Campaigns Projects									
Organization / Project Number	PA	Fund Source			Federal Funds	State Funding	Prog. Income	Local Match	Project Total
City of Austin - EMS 2018-AustinEM-G-1YG-0207	OP	402	OP	Planned:	\$90,468.02			\$23,850.00	\$114,318.02
				Actual:	\$90,442.42			\$64,927.08	\$155,369.50
City of Lubbock - Parks & Recreation 2018-LubbockP-G-1YG-0241	PS	402	PS	Planned:	\$28,606.80		\$8,200.00	\$11,887.85	\$48,694.65
				Actual:	\$16,470.62		\$2,788.00	\$9,750.55	\$29,009.17
City of San Antonio - Transportation and Capital Improvements Department 2018-SATCID-G-1YG-0190	PT	402	PT	Planned:	\$166,400.00			\$41,600.00	\$208,000.00
				Actual:	\$144,178.79			\$36,043.96	\$180,222.75
Dell Children's Medical Center of Central Texas 2018-DCMCCT-G-1YG-0220	OP	402	OP	Planned:	\$222,215.58			\$90,776.90	\$312,992.48
				Actual:	\$185,230.02			\$78,932.52	\$264,162.54
Education Service Center, Region VI 2018-ESCVI-G-1YG-0166	PS	402	PS	Planned:	\$61,424.60			\$19,049.12	\$80,473.72
				Actual:	\$61,424.60			\$29,819.06	\$91,243.66
El Paso Children's Hospital 2018-ELPCH-G-1YG-0238	OP	402	OP	Planned:	\$42,606.30			\$44,536.82	\$87,143.12
				Actual:	\$38,406.79			\$49,176.56	\$87,583.35
Elbowz Racing 2018-Elbowz-G-1YG-0148	PS	402	PS	Planned:	\$131,120.00			\$50,510.00	\$181,630.00
				Actual:	\$114,553.31			\$78,229.05	\$192,782.36
Fleishman Hillard 2018-FH-SOW-0005	DE	405E	FESX	Planned:	\$1,198,315.50			\$1,638,409.00	\$2,836,724.50
				Actual:	\$1,198,280.18			\$6,822,984.10	\$8,021,264.28
Ghisallo Foundation 2018-Ghisallo-G-1YG-0248	PS	402	PS	Planned:	\$125,444.00			\$41,854.90	\$167,298.90
				Actual:	\$125,444.00			\$94,662.70	\$220,106.70
Guerra Deberry Coody 2018-GDC-SOW-0001	RS	State	State	Planned:		\$2,498,900.00		\$2,498,900.00	\$4,997,800.00
				Actual:		\$2,465,516.26		\$2,930,396.60	\$5,395,912.86
Guerra Deberry Coody 2018-GDC-SOW-0002	AL	405D	M5PEM	Planned:	\$3,999,775.00			\$4,000,000.00	\$7,999,775.00
				Actual:	\$3,899,689.22			\$22,526,661.10	\$26,426,350.32
Hillcrest Baptist Medical Center-HHS 2018-HHS-G-1YG-0163	OP	402	OP	Planned:	\$342,363.44			\$245,707.18	\$588,070.62
				Actual:	\$338,164.46			\$320,803.38	\$658,967.84
Hillcrest Baptist Medical Center-Hillcrest 2018-Hillcres-G-1YG-0044	DE	402	DE	Planned:	\$262,635.05			\$125,234.02	\$387,869.07
				Actual:	\$260,502.54			\$170,845.34	\$431,347.88
Hillcrest Baptist Medical Center-Hillcrest 2018-Hillcres-G-1YG-0246	AL	402	AL	Planned:	\$306,534.09			\$184,897.24	\$491,431.33
				Actual:	\$294,532.23			\$220,562.97	\$515,095.20
Injury Prevention Center of Greater Dallas 2018-IPCOGD-G-1YG-0192	OP	402	OP	Planned:	\$68,722.00		\$2,700.00	\$37,312.84	\$108,734.84
				Actual:	\$68,722.00		\$1,440.00	\$103,453.90	\$173,615.90
Injury Prevention Center of Greater Dallas 2018-IPCOGD-G-1YG-0194	DE	402	DE	Planned:	\$50,357.42			\$27,634.52	\$77,991.94
				Actual:	\$45,774.54			\$59,040.32	\$104,814.86

Project Cross-Reference by Task

Public Information Campaigns Projects

<i>Organization / Project Number</i>	<i>PA</i>	<i>Fund Source</i>		<i>Federal Funds</i>	<i>State Funding</i>	<i>Prog. Income</i>	<i>Local Match</i>	<i>Project Total</i>
Injury Prevention Center of Greater Dallas 2018-IPCOGD-G-1YG-0196	PS	402	PS	<i>Planned:</i> \$39,589.04 <i>Actual:</i> \$38,379.37			\$21,701.44 \$29,527.52	\$61,290.48 \$67,906.89
Memorial Hermann Hospital 2018-MHH-G-1YG-0060	DE	402	DE	<i>Planned:</i> \$76,383.62 <i>Actual:</i> \$68,370.76			\$52,732.22 \$59,275.80	\$129,115.84 \$127,646.56
Motivational Media Assemblies 2018-MMA-G-1YG-0283	DE	405B	M1*SA	<i>Planned:</i> \$50,000.00 <i>Actual:</i>			\$21,428.00	\$71,428.00
National Safety Council 2018-NSC-G-1YG-0209	DE	402	DE	<i>Planned:</i> \$106,128.55 <i>Actual:</i> \$61,398.60			\$55,186.40 \$33,416.03	\$161,314.95 \$94,814.63
Safety City Abilene 2018-SafetyCi-G-1YG-0150	PS	402	PS	<i>Planned:</i> \$15,556.81 <i>Actual:</i> \$15,247.93			\$5,356.29 \$5,392.15	\$20,913.10 \$20,640.08
Sherry Matthews Advocacy Marketing 2018-SMAM-SOW-0003	OP	405B	M1PE	<i>Planned:</i> \$1,930,495.61 <i>Actual:</i> \$1,930,339.78			\$1,000,000.00 \$9,999,999.00	\$2,930,495.61 \$11,930,338.78
Sherry Matthews Advocacy Marketing 2018-SMAM-SOW-0003	OP	402	OP	<i>Planned:</i> \$69,504.39 <i>Actual:</i> \$69,504.39			\$1,000,000.00 \$9,876,865.10	\$69,504.39 \$9,946,369.49
Sherry Matthews Advocacy Marketing 2018-SMAM-SOW-0004	OP	405B	M1PE	<i>Planned:</i> \$1,000,000.00 <i>Actual:</i> \$977,486.73			\$1,000,000.00 \$3,819,647.20	\$2,000,000.00 \$4,797,133.93
Sherry Matthews Advocacy Marketing 2018-SMAM-SOW-0006	MC	405F	M9X	<i>Planned:</i> \$500,000.00 <i>Actual:</i> \$492,986.11			\$500,000.00 \$1,903,671.60	\$1,000,000.00 \$2,396,657.71
Sherry Matthews Advocacy Marketing 2018-SMAM-SOW-0007	MC	State	State	<i>Planned:</i> <i>Actual:</i>	\$150,000.00 \$149,820.15		\$150,000.00 \$169,024.00	\$300,000.00 \$318,844.15
Texans Standing Tall 2018-TST-G-1YG-0232	AL	402	AL	<i>Planned:</i> \$197,431.20 <i>Actual:</i> \$197,431.20			\$66,837.83 \$74,747.53	\$264,269.03 \$272,178.73
Texans Standing Tall 2018-TST-G-1YG-0234	AL	402	AL	<i>Planned:</i> \$345,664.38 <i>Actual:</i> \$345,664.38			\$119,289.10 \$136,961.20	\$464,953.48 \$482,625.58
Texas A&M Agrilife Extension Service 2018-Texas Ag-G-1YG-0139	OP	402	OP	<i>Planned:</i> \$495,708.16 <i>Actual:</i> \$495,708.15			\$267,618.72 \$410,804.72	\$763,326.88 \$906,512.87
Texas A&M Agrilife Extension Service 2018-Texas Ag-G-1YG-0140	AL	402	AL	<i>Planned:</i> \$592,421.28 <i>Actual:</i> \$583,264.84			\$207,718.72 \$231,601.43	\$800,140.00 \$814,866.27
Texas A&M Agrilife Extension Service 2018-Texas Ag-G-1YG-0141	SA	402	SA	<i>Planned:</i> \$181,315.84 <i>Actual:</i> \$178,418.26			\$65,000.00 \$161,499.55	\$246,315.84 \$339,917.81
Texas A&M Transportation Institute 2018-TTI-G-1YG-0074	DE	402	DE	<i>Planned:</i> \$750,205.80 <i>Actual:</i> \$701,537.83			\$250,161.69 \$536,522.07	\$1,000,367.49 \$1,238,059.90
Texas A&M Transportation Institute 2018-TTI-G-1YG-0075	AL	402	AL	<i>Planned:</i> \$342,087.01 <i>Actual:</i> \$328,576.40			\$85,581.44 \$149,247.05	\$427,668.45 \$477,823.45

Project Cross-Reference by Task

Public Information Campaigns Projects									
Organization / Project Number	PA	Fund Source			Federal Funds	State Funding	Prog. Income	Local Match	Project Total
Texas A&M Transportation Institute 2018-TTI-G-1YG-0077	PS	402	PS		<i>Planned:</i> \$38,667.55 <i>Actual:</i> \$37,897.85			\$9,671.85 \$13,512.36	\$48,339.40 \$51,410.21
Texas A&M Transportation Institute 2018-TTI-G-1YG-0078	PS	402	PS		<i>Planned:</i> \$90,199.69 <i>Actual:</i> \$77,342.14			\$22,576.27 \$20,042.58	\$112,775.96 \$97,384.72
Texas A&M Transportation Institute 2018-TTI-G-1YG-0079	MC	402	MC		<i>Planned:</i> \$80,980.34 <i>Actual:</i> \$56,720.92			\$20,260.33 \$14,765.57	\$101,240.67 \$71,486.49
Texas A&M Transportation Institute 2018-TTI-G-1YG-0084	PS	402	PS		<i>Planned:</i> \$84,800.86 <i>Actual:</i> \$77,159.65			\$21,214.73 \$19,490.98	\$106,015.59 \$96,650.63
Texas A&M Transportation Institute 2018-TTI-G-1YG-0085	PS	402	PS		<i>Planned:</i> \$121,449.37 <i>Actual:</i> \$116,901.49			\$30,377.41 \$29,294.18	\$151,826.78 \$146,195.67
Texas A&M Transportation Institute 2018-TTI-G-1YG-0087	MC	405F	M9X		<i>Planned:</i> \$306,109.13 <i>Actual:</i> \$272,982.55			\$76,593.41 \$117,697.01	\$382,702.54 \$390,679.56
Texas A&M Transportation Institute 2018-TTI-G-1YG-0088	PS	402	PS		<i>Planned:</i> \$119,179.13 <i>Actual:</i> \$113,825.51			\$29,804.19 \$29,115.43	\$148,983.32 \$142,940.94
Texas Association, Family, Career and Community 2018-TAFCC-G-1YG-0210	DE	402	DE		<i>Planned:</i> \$16,206.00 <i>Actual:</i> \$12,304.85			\$6,540.61 \$6,549.75	\$22,746.61 \$18,854.60
Texas Children's Hospital 2018-TCH-G-1YG-0056	PS	402	PS		<i>Planned:</i> \$85,624.48 <i>Actual:</i> \$83,063.27			\$56,713.85 \$66,844.53	\$142,338.33 \$149,907.80
Texas Children's Hospital 2018-TCH-G-1YG-0181	OP	405B	M1PE		<i>Planned:</i> \$244,459.31 <i>Actual:</i> \$215,518.40		\$10,000.00 \$14,481.23	\$349,737.44 \$337,923.15	\$604,196.75 \$567,922.78
Texas Department of State Health Services 2018-TDSHS-G-1YG-0137	OP	402	OP		<i>Planned:</i> \$547,777.51 <i>Actual:</i> \$488,950.42			\$725,000.00 \$812,805.83	\$1,272,777.51 \$1,301,756.25
Texas Heatstroke Task Force 2018-TxHSTF-G-1YG-0316	OP	State	State		<i>Planned:</i> \$2,124.12 <i>Actual:</i>			\$562.47 \$660.73	\$2,686.59 \$2,784.33
Texas Municipal Courts Education Center 2018-TMCEC-G-1YG-0162	DE	402	DE		<i>Planned:</i> \$307,295.37 <i>Actual:</i> \$307,295.37			\$106,072.00 \$113,181.16	\$413,367.37 \$420,476.53
Texas Tech University - Lubbock 2018-TxTechLB-G-1YG-0249	DE	402	DE		<i>Planned:</i> \$158,702.00 <i>Actual:</i> \$124,160.04			\$55,850.42 \$53,767.20	\$214,552.42 \$177,927.24
The Foundation for Safe Driving 2018-TFFSD-G-1YG-0276	DE	405B	M1*SA		<i>Planned:</i> \$15,545.80 <i>Actual:</i>			\$5,559.93	\$21,105.73
Travis County Attorney's UDPP 2018-Travis C-G-1YG-0020	AL	402	AL		<i>Planned:</i> \$180,025.49 <i>Actual:</i> \$180,025.13			\$233,470.08 \$256,518.60	\$413,495.57 \$436,543.73
Project Celebration									Group Project
TxDOT-Abilene	State	State	State		<i>Planned:</i>		\$22,200.00		\$22,200.00

Project Cross-Reference by Task

Public Information Campaigns Projects

Organization / Project Number	PA	Fund Source		Federal Funds	State Funding	Prog. Income	Local Match	Project Total
Project Celebration								
2018-PC-Tx-ABL-00001				<i>Actual:</i>	\$20,937.00			\$20,937.00
TxDOT-Austin 2018-PC-Tx-AUS-00004	State	State	State	<i>Planned:</i>	\$15,500.00			\$15,500.00
				<i>Actual:</i>	\$5,600.00			\$5,600.00
TxDOT-Amarillo 2018-PC-Tx-AMA-00002	State	State	State	<i>Planned:</i>	\$12,650.00			\$12,650.00
				<i>Actual:</i>	\$8,400.00			\$8,400.00
TxDOT-Odessa 2018-PC-Tx-ODA-00017	State	State	State	<i>Planned:</i>	\$11,900.00			\$11,900.00
				<i>Actual:</i>	\$6,400.00			\$6,400.00
TxDOT-Ft. Worth 2018-PC-Tx-FTW-00012	State	State	State	<i>Planned:</i>	\$19,900.00			\$19,900.00
				<i>Actual:</i>	\$15,600.00			\$15,600.00
TxDOT-EI Paso 2018-PC-Tx-ELP-00011	State	State	State	<i>Planned:</i>	\$14,450.00			\$14,450.00
				<i>Actual:</i>	\$14,000.00			\$14,000.00
TxDOT-Lubbock 2018-PC-Tx-LBB-00015	State	State	State	<i>Planned:</i>	\$21,650.00			\$21,650.00
				<i>Actual:</i>	\$18,000.00			\$18,000.00
TxDOT-Lufkin 2018-PC-Tx-LKF-00016	State	State	State	<i>Planned:</i>	\$15,050.00			\$15,050.00
				<i>Actual:</i>	\$14,400.00			\$14,400.00
TxDOT-Paris 2018-PC-Tx-PAR-00018	State	State	State	<i>Planned:</i>	\$13,150.00			\$13,150.00
				<i>Actual:</i>	\$8,000.00			\$8,000.00
TxDOT-Yoakum 2018-PC-Tx-YKM-00025	State	State	State	<i>Planned:</i>	\$15,050.00			\$15,050.00
				<i>Actual:</i>	\$7,200.00			\$7,200.00
TxDOT-San Antonio 2018-PC-Tx-SAT-00021	State	State	State	<i>Planned:</i>	\$18,400.00			\$18,400.00
				<i>Actual:</i>	\$8,350.00			\$8,350.00
TxDOT-Waco 2018-PC-Tx-WAC-00023	State	State	State	<i>Planned:</i>	\$16,850.00			\$16,850.00
				<i>Actual:</i>	\$14,250.00			\$14,250.00
TxDOT-Beaumont 2018-PC-Tx-BMT-00005	State	State	State	<i>Planned:</i>	\$12,650.00			\$12,650.00
				<i>Actual:</i>	\$5,700.00			\$5,700.00

Project Cross-Reference by Task

Public Information Campaigns Projects

<i>Organization / Project Number</i>	<i>PA</i>	<i>Fund Source</i>		<i>Federal Funds</i>	<i>State Funding</i>	<i>Prog. Income</i>	<i>Local Match</i>	<i>Project Total</i>
Project Celebration								Group Project
TxDOT-Pharr 2018-PC-Tx-PHR-00019	State	State	State	<i>Planned:</i>	\$13,150.00			\$13,150.00
				<i>Actual:</i>	\$1,400.00			\$1,400.00
TxDOT-Wichita Falls 2018-PC-Tx-WFS-00024	State	State	State	<i>Planned:</i>	\$15,050.00			\$15,050.00
				<i>Actual:</i>	\$4,900.00			\$4,900.00
TxDOT-Brownwood 2018-PC-Tx-BWD-00006	State	State	State	<i>Planned:</i>	\$17,730.00			\$17,730.00
				<i>Actual:</i>	\$11,200.00			\$11,200.00
TxDOT-Tyler 2018-PC-Tx-TYL-00022	State	State	State	<i>Planned:</i>	\$14,650.00			\$14,650.00
				<i>Actual:</i>	\$7,250.00			\$7,250.00
TxDOT-San Angelo 2018-PC-Tx-SJT-00020	State	State	State	<i>Planned:</i>	\$12,050.00			\$12,050.00
				<i>Actual:</i>	\$8,650.00			\$8,650.00
TxDOT-Bryan 2018-PC-Tx-BRY-00007	State	State	State	<i>Planned:</i>	\$12,750.00			\$12,750.00
				<i>Actual:</i>	\$12,750.00			\$12,750.00
TxDOT-Atlanta 2018-PC-Tx-ATL-00003	State	State	State	<i>Planned:</i>	\$14,250.00			\$14,250.00
				<i>Actual:</i>	\$12,850.00			\$12,850.00
TxDOT-Laredo 2018-PC-Tx-LRD-00014	State	State	State	<i>Planned:</i>	\$11,400.00			\$11,400.00
				<i>Actual:</i>	\$1,800.00			\$1,800.00
TxDOT-CorpusChristi 2018-PC-Tx-CRP-00009	State	State	State	<i>Planned:</i>	\$14,450.00			\$14,450.00
				<i>Actual:</i>	\$11,950.00			\$11,950.00
TxDOT-Houston 2018-PC-Tx-HOU-00013	State	State	State	<i>Planned:</i>	\$17,650.00			\$17,650.00
				<i>Actual:</i>	\$13,300.00			\$13,300.00
TxDOT-Dallas 2018-PC-Tx-DAL-00010	State	State	State	<i>Planned:</i>	\$18,050.00			\$18,050.00
				<i>Actual:</i>	\$15,400.00			\$15,400.00
TxDOT-Childress 2018-PC-Tx-CHS-00008	State	State	State	<i>Planned:</i>	\$12,500.00			\$12,500.00
				<i>Actual:</i>	\$6,950.00			\$6,950.00

Project Cross-Reference by Task

Public Information Campaigns Projects

Organization / Project Number	PA	Fund Source	Federal Funds	State Funding	Prog. Income	Local Match	Project Total															
Project Celebration							Group Project															
Project Celebration Subtotals		# of Projects: 25	Planned:	\$383,080.00			\$383,080.00															
		25	Actual:	\$255,237.00			\$255,237.00															
Performance Data Summary:	Crashes related to...		CMV Citations		Other Citations/Arrests			PI&E Materials														
	Alcohol	Speed	ITC	Enforce. Hours	Safety Belt/Seat Adult	Child	HMV	Seatbelt	Speed	Speed	DWI	DUI	Minor	DD	ITC	HMV	Other Citations	Other Arrests	Prod.	Dist.	Comm. Events	Present ations

Public Information Campaigns Task Summary	# Projects:	Planned:	Federal Funds	State Funding	Prog. Income	Local Match	Project Total
	74	\$18,188,625.64	\$3,029,831.25	\$20,900.00	\$17,700,777.23	\$36,942,282.87	
	74	Actual: \$17,530,122.21	\$2,872,697.01	\$18,709.23	\$82,963,524.30	\$103,385,052.75	

Project Cross-Reference by Task

Training Projects

<i>Organization / Project Number</i>	<i>PA</i>	<i>Fund Source</i>		<i>Federal Funds</i>	<i>State Funding</i>	<i>Prog. Income</i>	<i>Local Match</i>	<i>Project Total</i>
Bike Austin 2018-BikeAUS-G-1YG-0284	PS	402	PS	<i>Planned:</i> \$27,995.03 <i>Actual:</i> \$3,286.97			\$14,802.25 \$1,737.97	\$42,797.28 \$5,024.94
Education Service Center, Region VI 2018-ESCVI-G-1YG-0164	AL	405D	M5OT	<i>Planned:</i> \$108,640.13 <i>Actual:</i> \$100,593.43			\$36,850.05 \$38,515.89	\$145,490.18 \$139,109.32
Education Service Center, Region VI 2018-ESCVI-G-1YG-0165	SB	402	SB	<i>Planned:</i> \$109,544.61 <i>Actual:</i> \$107,464.12			\$41,310.00 \$93,082.00	\$150,854.61 \$200,546.12
Education Service Center, Region VI 2018-ESCVI-G-1YG-0168	DE	402	DE	<i>Planned:</i> \$95,680.53 <i>Actual:</i> \$90,692.67			\$37,267.00 \$47,739.51	\$132,947.53 \$138,432.18
International Association of Directors of Law Enforcement Standards and Training 2018-IADLEST-G-1YG-0205	TR	405C	M3DA	<i>Planned:</i> \$401,801.63 <i>Actual:</i> \$374,724.84			\$100,571.58 \$110,588.82	\$502,373.21 \$485,313.66
Mothers Against Drunk Driving 2018-MADD-G-1YG-0010	AL	405D	M5OT	<i>Planned:</i> \$340,246.10 <i>Actual:</i> \$310,670.38			\$86,366.30 \$451,526.40	\$426,612.40 \$762,196.78
Mothers Against Drunk Driving 2018-MADD-G-1YG-0011	AL	405D	M5OT	<i>Planned:</i> \$183,010.68 <i>Actual:</i> \$165,622.40			\$51,795.94 \$511,893.51	\$234,806.62 \$677,515.91
Mothers Against Drunk Driving 2018-MADD-G-1YG-0012	AL	405D	M5OT	<i>Planned:</i> \$227,843.52 <i>Actual:</i> \$200,914.65			\$57,627.93 \$90,346.73	\$285,471.45 \$291,261.38
National Safety Council 2018-NSC-G-1YG-0159	AL	405D	M5OT	<i>Planned:</i> \$234,673.58 <i>Actual:</i> \$157,915.79			\$92,632.70 \$81,095.71	\$327,306.28 \$239,011.50
National Safety Council 2018-NSC-G-1YG-0208	DE	402	DE	<i>Planned:</i> \$437,817.16 <i>Actual:</i> \$351,247.43			\$128,690.08 \$136,779.76	\$566,507.24 \$488,027.19
Sam Houston State University 2018-SHSU-G-1YG-0123	AL	405D	M5CS	<i>Planned:</i> \$679,526.44 <i>Actual:</i> \$611,535.28			\$187,298.68 \$204,177.16	\$866,825.12 \$815,712.44
Sam Houston State University 2018-SHSU-G-1YG-0195	AL	405D	M5CS	<i>Planned:</i> \$131,496.32 <i>Actual:</i> \$93,197.55			\$37,020.87 \$38,824.27	\$168,517.19 \$132,021.82
Sam Houston State University 2018-SHSU-G-1YG-0282	AL	405D	M5CS	<i>Planned:</i> \$200,014.99 <i>Actual:</i> \$196,945.63			\$53,592.74 \$61,813.07	\$253,607.73 \$258,758.70
Texans Standing Tall 2018-TST-G-1YG-0231	AL	405D	M5CS	<i>Planned:</i> \$183,739.57 <i>Actual:</i> \$183,559.05			\$62,533.90 \$73,035.39	\$246,273.47 \$256,594.44
Texans Standing Tall 2018-TST-G-1YG-0233	AL	405D	M5TR	<i>Planned:</i> \$326,242.10 <i>Actual:</i> \$326,242.10			\$110,463.82 \$136,535.13	\$436,705.92 \$462,777.23
Texas A&M Transportation Institute 2018-TTI-G-1YG-0093	AL	405D	M5II	<i>Planned:</i> \$249,996.84 <i>Actual:</i> \$245,579.48			\$62,531.74 \$62,052.42	\$312,528.58 \$307,631.90

Project Cross-Reference by Task

Training Projects

Organization / Project Number	PA	Fund Source			Federal Funds	State Funding	Prog. Income	Local Match	Project Total
Texas A&M Transportation Institute 2018-TTI-G-1YG-0115	OP	402	OP	<i>Planned:</i>	\$121,817.90		\$18,000.00	\$12,468.33	\$152,286.23
				<i>Actual:</i>	\$105,548.71		\$28,937.15	\$13,718.55	\$148,204.41
Texas A&M Transportation Institute 2018-TTI-G-1YG-0117	PA	402	PA	<i>Planned:</i>	\$58,727.95		\$60,000.00	\$30,000.00	\$148,727.95
				<i>Actual:</i>	\$58,592.17		\$63,763.19	\$65,798.71	\$188,154.07
Texas Association of Counties 2018-TAC-G-1YG-0264	AL	405D	M5CS	<i>Planned:</i>	\$176,144.42			\$45,873.53	\$222,017.95
				<i>Actual:</i>	\$174,369.72			\$54,130.78	\$228,500.50
Texas Center for the Judiciary 2018-TCJ-G-1YG-0224	AL	405D	M5CS	<i>Planned:</i>	\$760,194.08			\$442,834.00	\$1,203,028.08
				<i>Actual:</i>	\$738,142.12			\$804,626.27	\$1,542,768.39
Texas District and County Attorneys Association 2018-TDCAA-G-1YG-0193	AL	405D	M5CS	<i>Planned:</i>	\$660,138.56			\$177,617.57	\$837,756.13
				<i>Actual:</i>	\$631,267.92			\$178,305.19	\$809,573.11
Texas DPS Troopers Foundation 2018-TxDPSTF-G-1YG-0147	AL	405D	M5CS	<i>Planned:</i>	\$144,400.00			\$36,100.00	\$180,500.00
				<i>Actual:</i>	\$144,400.00			\$48,322.00	\$192,722.00
Texas Engineering Extension Service - ESTI 2018-TEEXESTI-G-1YG-0243	EM	402	EM	<i>Planned:</i>	\$469,207.95			\$1,014,237.13	\$1,483,445.08
				<i>Actual:</i>	\$303,442.11			\$877,314.18	\$1,180,756.29
Texas Justice Court Training Center 2018-TJCTC-G-1YG-0042	AL	402	AL	<i>Planned:</i>	\$142,376.00			\$58,823.60	\$201,199.60
				<i>Actual:</i>	\$140,731.96			\$113,798.69	\$254,530.65
Texas Municipal Courts Education Center 2018-TMCEC-G-1YG-0161	AL	405D	M5CS	<i>Planned:</i>	\$448,137.79		\$6,000.00	\$127,623.49	\$581,761.28
				<i>Actual:</i>	\$448,137.79		\$15,250.00	\$149,912.96	\$613,300.75
Texas Municipal Police Association 2018-TMPA-G-1YG-0005	AL	405D	M5CS	<i>Planned:</i>	\$437,192.43			\$147,705.38	\$584,897.81
				<i>Actual:</i>	\$364,422.09			\$226,011.38	\$590,433.47
Texas Municipal Police Association 2018-TMPA-G-1YG-0006	PT	402	PT	<i>Planned:</i>	\$990,935.06			\$248,180.00	\$1,239,115.06
				<i>Actual:</i>	\$905,057.10			\$278,467.00	\$1,183,524.10
Texas Municipal Police Association 2018-TMPA-G-1YG-0017	AL	405D	M5CS	<i>Planned:</i>	\$647,185.12			\$226,118.12	\$873,303.24
				<i>Actual:</i>	\$572,682.97			\$576,964.00	\$1,149,646.97
Texas Municipal Police Association 2018-TMPA-G-1YG-0018	AL	405D	M5CS	<i>Planned:</i>	\$210,562.47			\$65,920.00	\$276,482.47
				<i>Actual:</i>	\$157,842.20			\$94,932.00	\$252,774.20
Texas Operation Lifesaver 2018-TxOpLife-G-1YG-0128	RH	402	RH	<i>Planned:</i>	\$79,573.22			\$43,234.50	\$122,807.72
				<i>Actual:</i>	\$66,143.21			\$40,520.82	\$106,664.03
The University of Texas at Arlington 2018-UTatArl-G-1YG-0250	RS	402	RS	<i>Planned:</i>	\$459,466.84			\$119,519.25	\$578,986.09
				<i>Actual:</i>	\$459,465.33			\$120,959.79	\$580,425.12

Training Task Summary

		Federal Funds	State Funding	Prog. Income	Local Match	Project Total
# Projects: 31	<i>Planned:</i>	\$9,744,329.02		\$84,000.00	\$3,957,610.48	\$13,785,939.50
31	<i>Actual:</i>	\$8,790,437.17		\$107,950.34	\$5,783,526.06	\$14,681,913.57