



# TEXAS HIGHWAY SAFETY PERFORMANCE PLAN FOR FISCAL YEAR 2011



PREPARED BY  
TRAFFIC OPERATIONS DIVISION  
125 E. 11<sup>TH</sup> STREET  
AUSTIN, TEXAS 78701-2483

<https://www.txdot.gov/apps/eGrants/eGrantsHelp/index.html>

(512) 416-3200

8/31/2010



Governor Rick Perry

Amadeo Saenz P.E.  
Governor's Highway Safety Representative  
Executive Director  
Texas Department of Transportation

Carol Rawson, P.E.  
Director, Traffic Operations Division  
Texas Department of Transportation

Terry A. Pence  
Traffic Safety Director  
Texas Department of Transportation



*Section One*

**INTRODUCTION.....5**

The Texas Traffic Safety Program.....7

The Traffic Safety Grant Process.....11

FY2011 HSPP Planning Calendar.....21

Executive Summary.....23

Legislative Issues.....24

*Section Two*

**PERFORMANCE PLAN.....25**

Developing the Performance Plan.....27

Step 1: Problem Identification.....27

Step 2: Set Performance Goals.....30

Step 3: Prioritize Programs and Strategies.....61

Data Sources & Glossary for Performance Measures.....63

*Section Three*

**HIGHWAY SAFETY PLAN.....67**

Planning and Administration - 01.....69

Alcohol and Other Drug Countermeasures - 02.....73

Emergency Medical Services - 03.....97

Motorcycle Safety - 04.....99

Occupant Protection - 05.....103

Pedestrian and Bicyclist Safety - 06.....115

Police Traffic Services - 07.....117

Speed Control - 08.....125

Traffic Records - 09.....129

Driver Education and Behavior - 10.....135

Railroad / Highway Crossing - 11.....143

Roadway Safety - 12.....145

Safe Communities - 13.....149

School Bus - 14.....153

*Section Four*

**CERTIFICATIONS AND ASSURANCES.....163**

*Section Five*

**PROGRAM COST SUMMARY.....181**

**THIS PAGE INTENTIONALLY LEFT BLANK**

*Section One*  
**INTRODUCTION**

**THIS PAGE INTENTIONALLY LEFT BLANK**



## THE TEXAS TRAFFIC SAFETY PROGRAM

The Texas Traffic Safety Program is managed by the Traffic Safety Section (TRF-TS) within the Traffic Operations Division of the Texas Department of Transportation (TxDOT). The following table describes the primary mission, goal and strategy of the program.

Mission Statement	Goal	Strategy
The mission of the Texas Traffic Safety Program is to operate in a manner that saves lives and prevents injuries.	The goal of the program is to identify traffic safety problem areas and programs to reduce the number and severity of traffic-related crashes, injuries, and fatalities.	The strategy employed by TRF-TS includes the use of information, technology, resources and skills to identify priority traffic safety issues, plan initiatives, generate coordinated action, and evaluate & communicate results.
This directly supports the Texas Department of Transportation’s mission “to provide safe, effective, and efficient movement of people and goods” .		

### Program Funding

Funding is from the National Highway Traffic Safety Administration (NHTSA), a division of the U.S. Department of Transportation. Over 300 traffic safety grants are awarded annually to state, local and non-profit agencies across Texas equaling approximately 99 million dollars per year.

### Traffic Safety Program Areas

- |  |   |
|--|---|
| 01 - Planning and Administration (PA)            | 08 - Speed Control (SC)                 |
| 02 - Alcohol and Other Drug Countermeasures (AL) | 09 - Traffic Records (TR)               |
| 03 - Emergency Medical Services (EM)             | 10 - Driver Education and Behavior (DE) |
| 04 - Motorcycle Safety (MC)                      | 11 - Railroad / Highway Crossing (RH)   |
| 05 - Occupant Protection (OP)                    | 12 - Roadway Safety (RS)                |
| 06 - Pedestrian/Bicycle Safety (PS)              | 13 - Safe Communities (SA)              |
| 07 - Police Traffic Services (PT)                | 14 - School Bus Safety (SB)             |

### Eligibility

In order to be eligible for a Traffic Safety Grant, an organization must be one of the following:

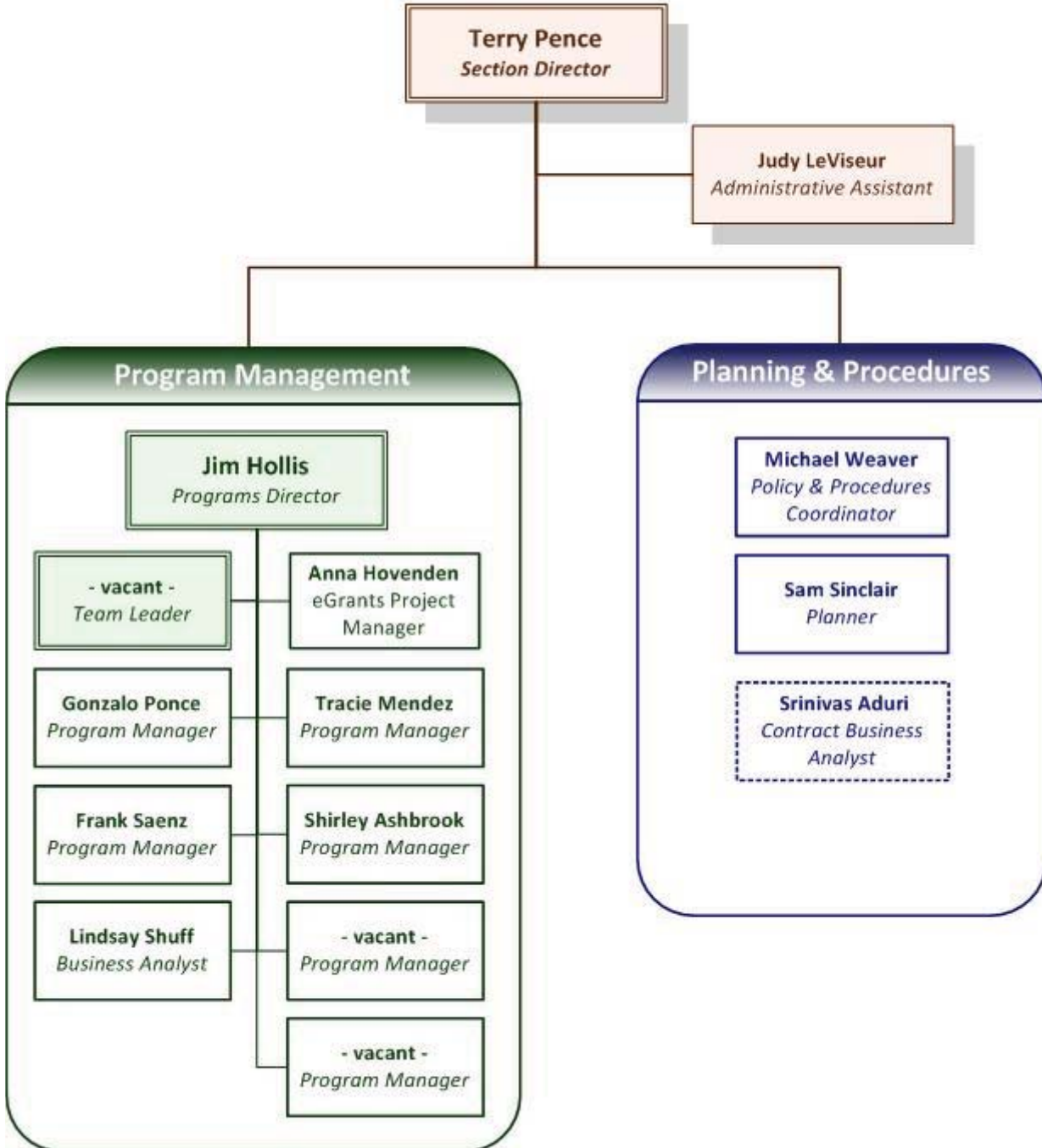
- A state or local government agency
- An educational institution
- A non-profit organization

Grants are awarded based on the merits of the specific proposed project, relevancy to the current traffic safety issues as identified by the state, and the approval of the Texas Transportation Commission.

### Organization

The Texas Traffic Safety Program is managed by the Traffic Safety Section of TxDOT’s Traffic Operations Division, and supported by Traffic Safety Specialists (TSS) in each of the 25 TxDOT Districts across the state. The following organization charts show the details of these two groups respectively.

## Traffic Safety Section



Current as of 8/31/2010



## District Traffic Safety Specialists



**THIS PAGE INTENTIONALLY LEFT BLANK**

## **THE TRAFFIC SAFETY GRANT PROCESS**

The following section includes a definition of the processes used by Texas to identify its highway safety problems, establish its proposed measurable performance goals, and develop the programs/projects in the FY 2011 Texas Highway Safety Performance Plan (HSPP) that are designed to address highway safety problems in Texas.

The highway safety goals established through these processes, including target dates for attaining the goals and the performance measures used to track progress toward each goal relative to the baseline status of each measure. In addition, the Performance Plan lists other program goals for each of the Texas Traffic Safety Program's Program Areas, specifies the strategies employed to accomplish the goals, and reports the status of the performance measures based on the most current data.

### **Grant Lifecycle Comparison**

The first diagram shows the grant lifecycle and a comparison of the current year's lifecycle to the previous and next year's lifecycle. This is intended to both show a high-level definition of the lifecycle, and to show that at any given time, the Traffic Safety Grant Program is involved with at least two, and at some points 3 different yearly lifecycles.

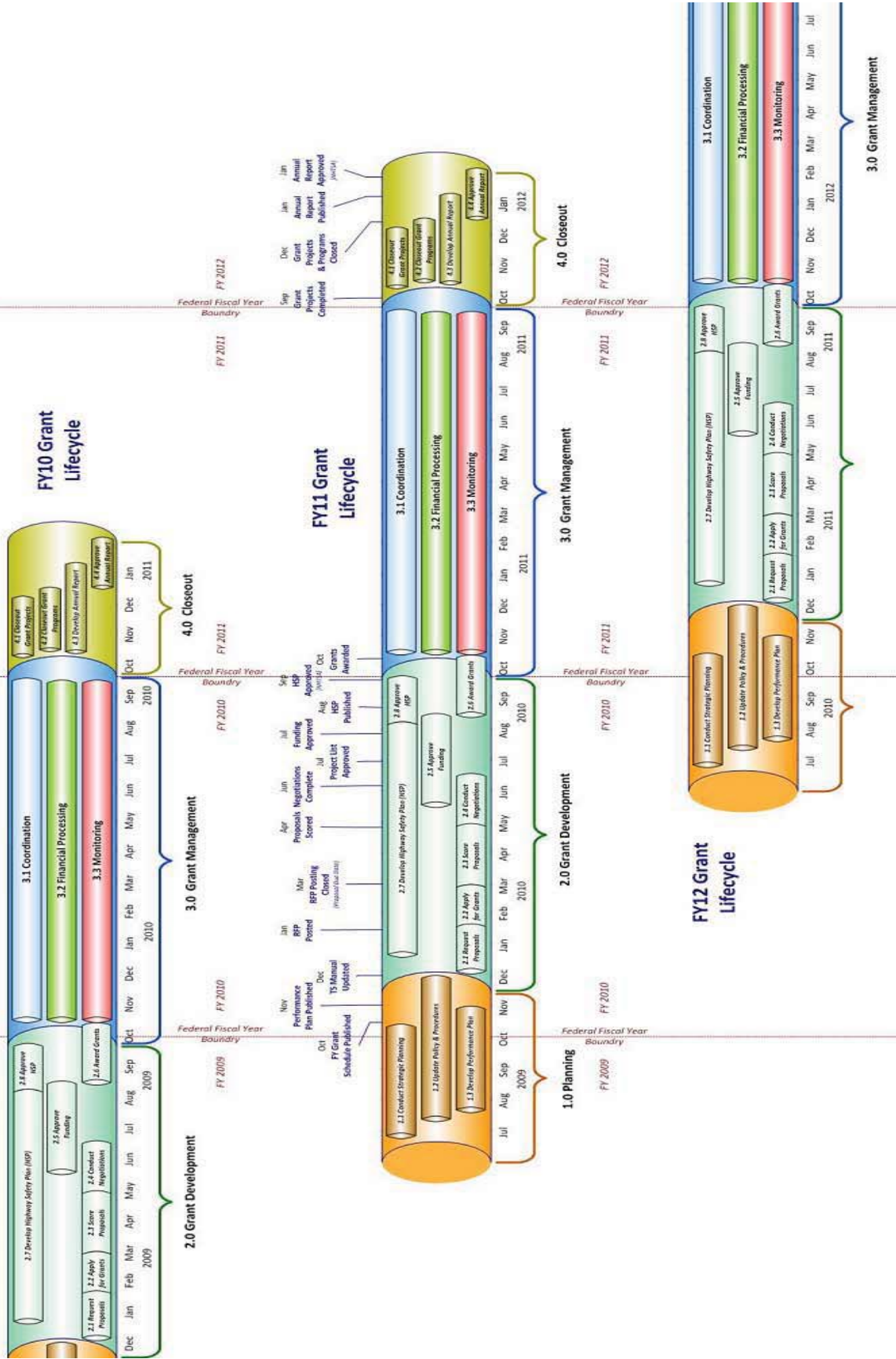
### **Grant Process Model**

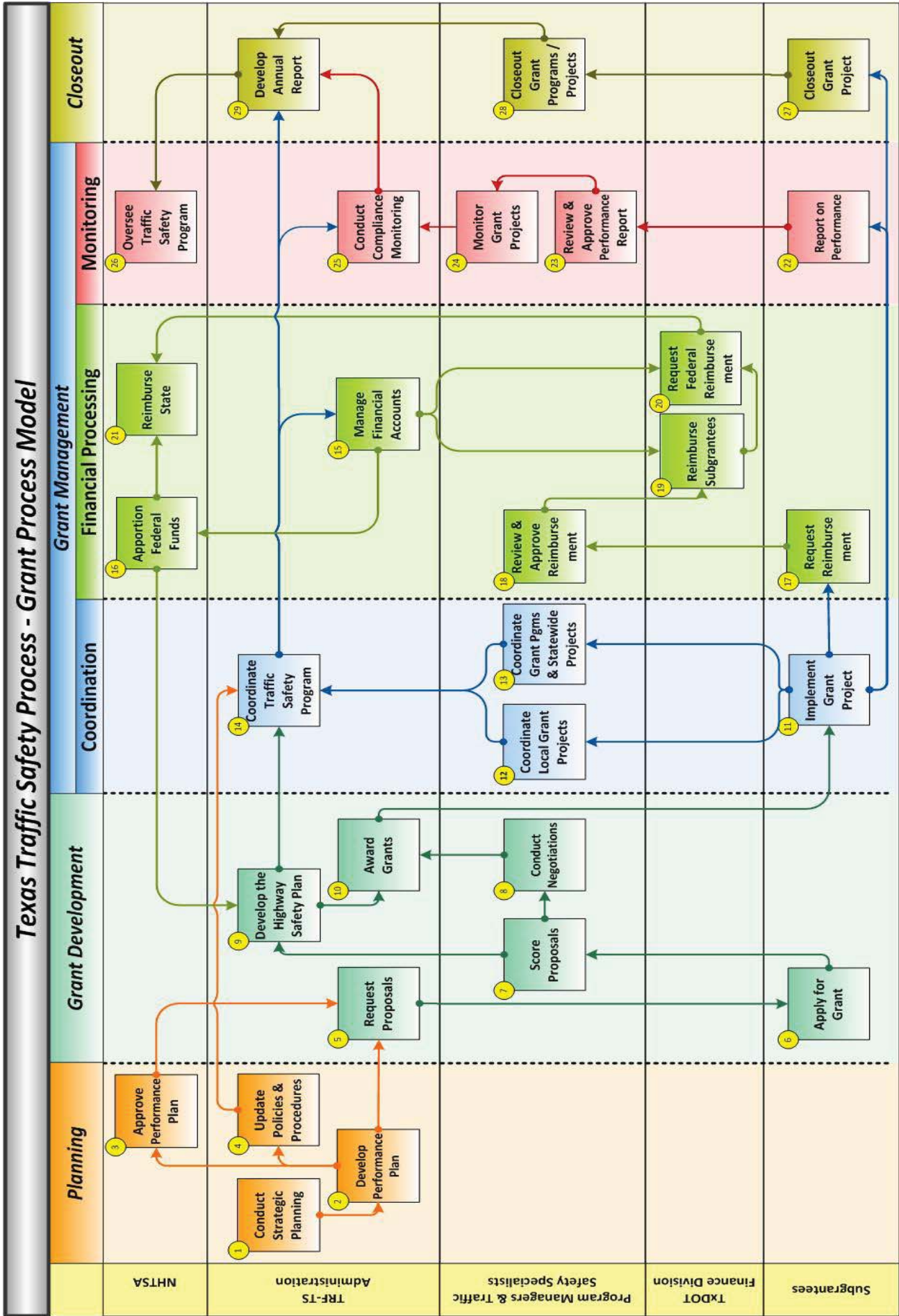
The second diagram shows each major process or activity within the grant lifecycle, and an indication of what organization is responsible for each process. These processes correspond directly with the activities on the grant lifecycle comparison diagram.

### **Grant Process Definitions**

The next section organizes the processes by their process area (Planning, Grant Development, etc.) and defines each process in more detail.

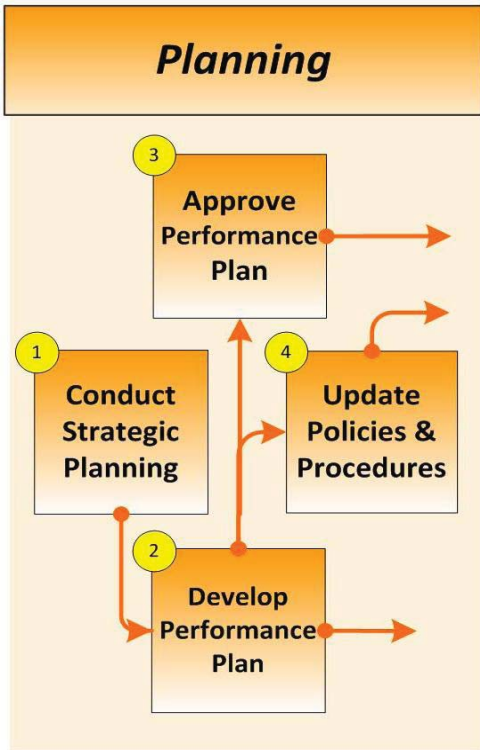
Texas Traffic Safety Process - Grant Lifecycle Comparison





**Please Note:** While more than one of the organizations on the left may participate in a given process, the process is placed within the organization where the major responsibility for the process resides. This diagram is meant as a general overview only. Please refer to the detailed description of each process for specific information regarding that process.

Section One: INTRODUCTION



**Planning**

*Conduct Strategic Planning*

The TRF-TS Planner coordinates the strategic planning process for the Traffic Safety Program. This involves the development of an informal Six Year Strategic Plan. It provides the general mission of the Traffic Safety Program and is created through a process that includes input from the program managers, District Traffic Safety Specialists, TRF-TS, and other program partners.

*Develop Performance Plan*

The TRF-TS Planner coordinates the performance planning processes for the Traffic Safety Program. This involves an annual Performance Plan that details the priority traffic safety performance goals for the coming year. This plan is created through a process that includes input from the program managers, District Traffic Safety Specialists, and TRF-TS and is based on the informal Strategic Plan.

*Develop Policies & Procedures*

The TRF-TS Policy & Procedures Coordinator manages the development, modification and distribution of all policies, procedures and training materials for the Traffic Safety Program. This is an ongoing process, with defined updates or “releases” to the policies and procedures.

procedures and training materials for the Traffic Safety Program. This is an ongoing process, with defined updates or “releases” to the policies and procedures.

**Grant Development**

*Request Proposals*

TRF-TS develops the Requests for Proposal and associated documents each fiscal year based on the priority traffic safety performance goals detailed in the Performance Plan for that year.

*Apply for Grant*

State agencies and other organizations interested in traffic safety issues submit project proposals when requested by the Traffic Operations Division based on the Request for Proposals (RFP). These project proposals constitute the organizations' traffic safety intentions and are submitted for every program area, depending on the interests of the particular organization.

*Score Proposals*

Scoring Teams comprised of District traffic safety specialists (TSSs) and Traffic Operations Division (TRF) traffic safety program managers review and score the proposals for applicability to Texas' traffic safety problems. The proposal score sheet, defined during the creation of the RFP is used to score each project against a number of selected criteria that are based on each element of the project proposal. After scoring all the projects, the scores are automatically generated by eGrants based on the individual scores for the given proposal. Priorities are assigned based on point scores, rankings, and the estimated amount of federal dollars that will be available for the HSP for the coming fiscal year.

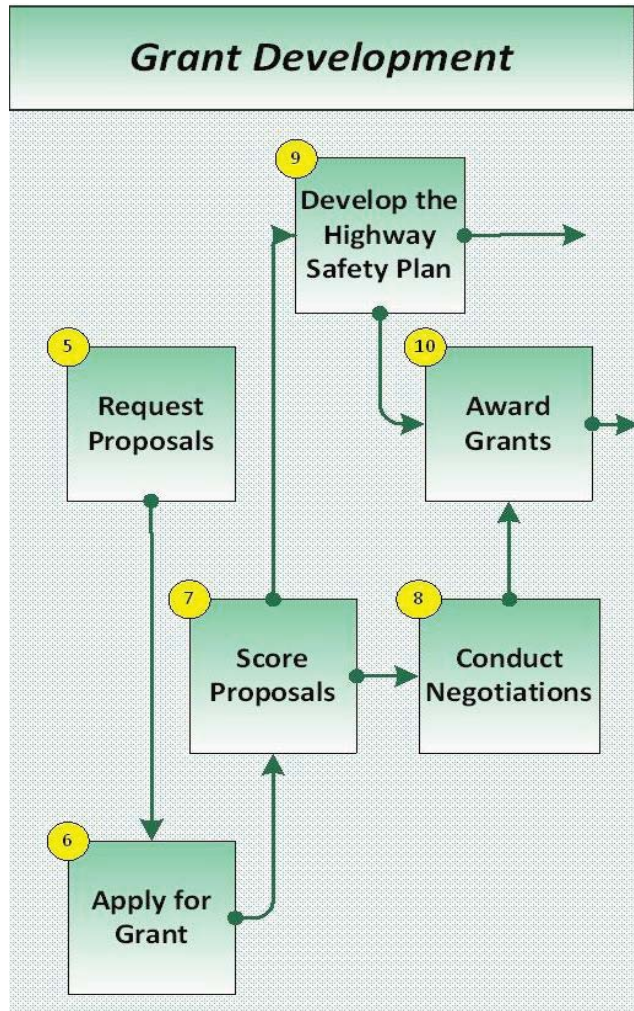
*Develop the Highway Safety Performance Plan*

The HSPP is developed and updated annually by the Traffic Operations Division's Traffic Safety Section (TRF-TS) to describe how federal highway safety funds will be apportioned. The HSPP is intergovernmental in nature, functioning, either directly or indirectly, through grant agreements, contracts, service purchase orders, requisitions, and work orders. Funding for the HSPP, as the state's formal planning document, is approved by the Texas Transportation Commission.

The Certification Statement provides formal assurances regarding the state's compliance with applicable laws and regulations and with financial and programmatic requirements pertaining to the federal grant. The Certification Statement is signed by the Director of the Traffic Operations Division and submitted to NHTSA for review and approval.

*Develop Grant Agreement*

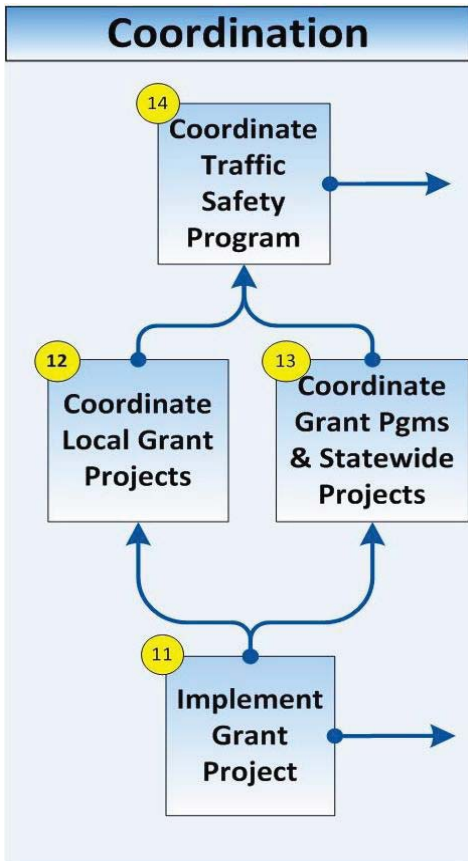
After the Transportation Commission approves the funding for the Highway Safety Performance Plan (HSPP), the Traffic Operations Division's Traffic Safety Section (TRF-TS) issues a list of projects authorized for funding in each district (the "approved project list"). The grant agreements



for approved projects are generated automatically by eGrants. Proposers of selected projects are now “subgrantees”. The subgrantees print out and sign the agreements, then send them back to TxDOT for signature of the TRF Division Director for all statewide projects and for local grants \$100,000 or greater. Local projects less than \$100,000 are signed by the District Engineer.

*Award Grants*

After the authorized TxDOT person signs the agreement, it is considered executed if the subgrantee signed first. The process ends with an executed grant agreement or contract (signed by both TxDOT and the subgrantee).



**Coordination**

*Implement Grant Project*

After grants have been awarded, the subgrantee (previously the “proposer”) begins implementing their grant project. This process begins with a Grant Delivery Meeting and continues through the life of the grant.

*Coordinate Local Grant Projects*

The District TSSs (Project Managers) manage local grants within their respective districts.

*Coordinate Grant Programs & Statewide Grant Projects*

The TRF Program Managers manage the statewide grant programs.

*Coordinate Traffic Safety Program*

TRF-TS is responsible for coordinating and administering the Traffic Safety Program by managing traffic safety projects in federally designated priority program areas and in other areas as may be assigned or as determined by problem identification processes. They also provide oversight to districts and assist them in the development and implementation of traffic safety projects at the local level.



**Financial Processing**

*Manage Financial Accounts*

TRF-Administration sets up, maintains, and closes the necessary financial accounts in both the TxDOT Financial Information Management System (FIMS), and the Federal financial system, NHTSA’s Grant Tracking System (GTS).

*Apportion Federal Funds*

The National Highway Traffic Safety Administration (NHTSA) apportions the traffic safety funds to the Texas Department of Transportation.

*Review & Approve Reimbursement*

The Program Manager (statewide grant) or the Traffic Safety Specialist (local grant) reviews incoming Requests for Reimbursement (RFRs) to determine accuracy, eligibility, and completeness. If incomplete/inaccurate, they are sent back to subgrantee (for correcting, and then they are resubmitted.) If they are complete and accurate, they are approved and automatically sent via eGrants to Finance’s system (FIMS) for payment.

*Reimburse Subgrantee*

RFR Payments are sent to FIMS automatically from eGrants. Within FIMS, a transaction is created and sent to the Comptroller Office to send a warrant or direct deposit to the subgrantee to pay them.

*Reimburse Subgrantee*

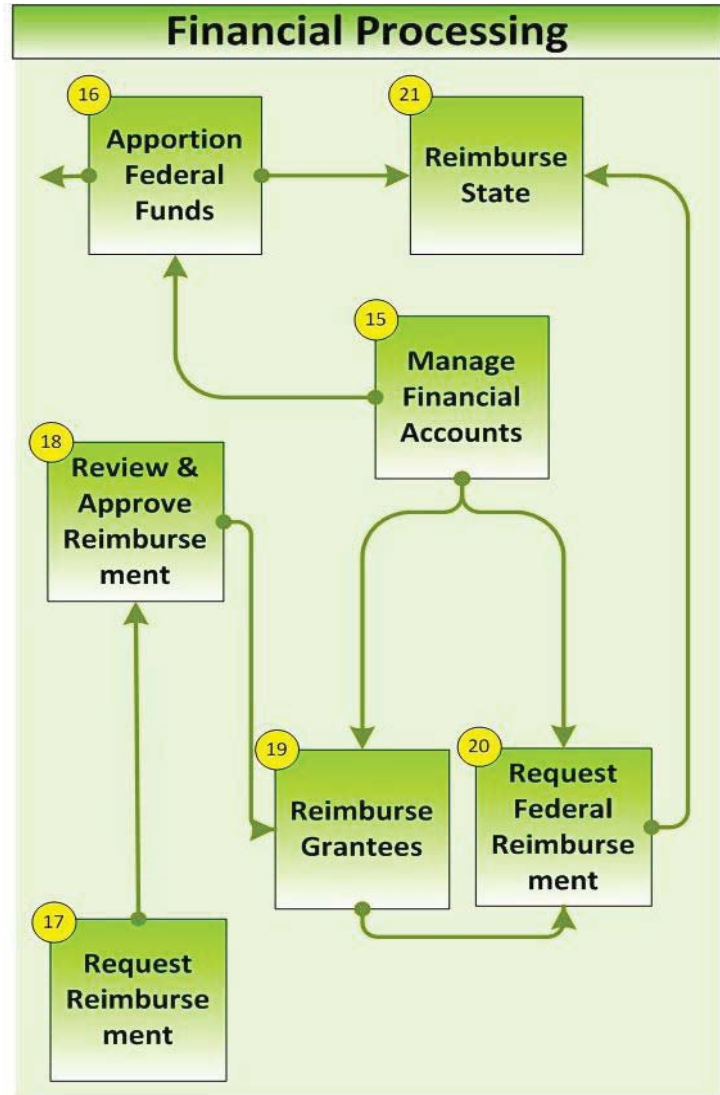
Finance Division receives RFRs and approvals from the Program Manager or Traffic Safety Specialist. After reviewing the information for completeness and accuracy, they then enter the information in FIMS and create a transaction to the Comptroller Office to send a warrant or direct deposit to the subgrantee.

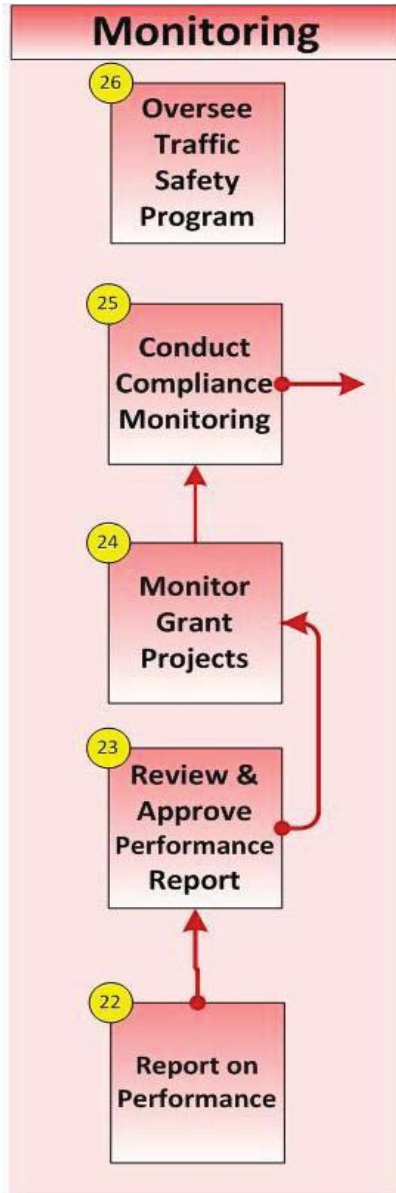
*Request Federal Reimbursement*

The Finance Division requests reimbursements from NHTSA via the Grants Tracking System based on the grant program created during the setup phase.

*Reimburse State*

NHTSA reimburses TxDOT via the Grants Tracking System (GTS) for approved expenditures.





**Monitoring**

*Report on Performance*

The subgrantee provides regular reports on performance, based on the agreed-upon performance measures, in order to receive reimbursement of expenses.

*Review & Approve Performance Report*

The TSSs and Program Managers review the Performance Reports to determine accuracy and completeness before accepting them. They work with the subgrantee to correct errors or to add additional information.

*Monitor Grant Projects*

The Program Managers and Traffic Safety Specialists (TSS) monitor each grant project assigned to them in order to ensure that they are being properly and efficiently implemented. Monitoring is both a state and federal requirement of the Uniform Grant Management Standards (UGMS). Monitoring is required in order to assure compliance with state and federal requirements, and to assure that objectives and performance measures are being achieved.

*Conduct Compliance Monitoring*

The Traffic Safety Section performs periodic reviews of the grant programs, the program managers, and the Traffic Safety Specialists, to ensure that the procedures are being followed, to help provide operational consistency, and to ensure compliance with laws and regulations.

*Oversee Traffic Safety Program*

The U.S. Department of Transportation – National Highway Traffic Safety Administration (NHTSA) monitors TxDOT’s Traffic Safety Program to ensure the proper application of it’s grant funds.

**Closeout**

*Closeout Grant Projects*

The subgrantees are responsible for completing any outstanding work and closing out their grant projects.

*Closeout Grant Programs / Projects*

The TSSs are responsible for closing out the local grant projects and the TRF-PMs are responsible for closing out the statewide grant projects and the grant programs once the subgrantees have closed it from their end.

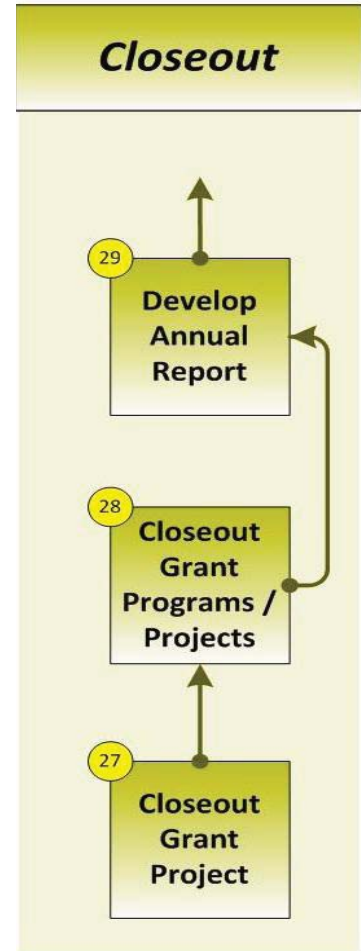
*Develop Annual Report*

The grant projects are evaluated by the Program Managers, Traffic Safety Specialists, and TRF-TS in order to assess project or program effectiveness, improve countermeasures, and allocate scarce resources more efficiently.

This helps the subgrantees, project directors, Program Managers and TSSs to make adjustments to countermeasures development or implementation. It also shows whether or not programs and individual projects are accomplishing their intended results and if one program is more or less effective than another.

*Approve Annual Report*

The Annual Report is submitted to NHTSA for review and approval.



## **eGrants: Using Technology to Support the Grant Process**

### ***Traffic Safety Grant Management***

#### *FY 2008 Initial Implementation*

In order to streamline the grant management process, TRF-TS procured a automated grants management solution. The Traffic Safety Electronic Grants Management System (eGrants) went live in January of 2007 at the beginning of the FY 2008 Grant Lifecycle. The original implementation included modules for the completion, submission, and scoring of traffic safety grant proposals. It also included modules for the completion, submission and approval of performance reports and requests for reimbursement (RFR). It also included an automated interface with TxDOT's financial management system (FIMS) for payments to subgrantees. TRF-TS continues to enhance eGrants, as described below:

#### *FY 2009 Enhancements*

- Multi-Year Grant option*

#### *FY 2010 Enhancements*

- Implement Project Grading*
- Enhance the 3-year grant process (formerly Multi-Year grants)*
- Incorporate All "Buckle Up Texas" Functionality*

#### *FY 2011 Enhancements*

- *Implement a new eGrants User Interface – To Be Deployed 11/16/2010*

## FY2011 HSPP PLANNING CALENDAR

The following schedule shows the major activities, tasks, delivery dates, deliverables and responsible parties for the Planning and Grant Development phases of the Traffic Safety Grant Lifecycle.

#	Activity / Task	Delivery Date	Deliverable	Responsible Party
<b>1</b>	<b>Conduct Performance Planning</b>	<b>12/15/09</b>	• <b>FY 2011 Performance Plan</b>	<b>Planner</b>
<b>2</b>	<b>Develop Request(s) for Proposals</b>	<b>01/16/10</b>	• <b>FY 2011 RFP(s)</b>	<b>Policy &amp; Procedures Coordinator / Planner</b>
	<i>Create RFP Document(s) &amp; Instructions</i>	12/01/2009	➢ <i>RFP Document(s) &amp; Instructions</i> ➢ <i>RFP Texas Registry Announcement</i>	Policy & Procedures Coordinator
	<i>Create Proposal Templates in eGrants</i>	01/01/2010	➢ <i>eGrants Proposal Templates</i>	eGrants Team
	<i>Post RFP (on Texas Register)</i>	01/16/2010	➢ <i>Posted RFP Announcement</i> ➢ <i>RFP &amp; Instructions</i>	Planner; TxDOT General Counsel (OGC)
	<i>Open Proposals on eGrants</i>	01/16/2010	➢ <i>eGrants 2011 Proposal Forms</i>	eGrants Team
<b>3</b>	<b>Conduct Request for Proposals</b>	<b>06/15/10</b>	<b>Completed Proposals</b>	<b>Planner</b>
	<i>Apply for Grants</i>	02/20/10	➢ <i>FY 2010 Completed Proposals</i>	Potential Subgrantees
	<i>Score Proposals</i>	04/17/10	➢ <i>FY 2010 Proposal Score Results</i>	TxDOT TS Scoring Team
	<i>Conduct Proposal Negotiations</i>	06/15/10	➢ <i>Modified Proposals</i>	Potential Subgrantees
<b>4</b>	<b>Approve Funding</b>	<b>07/31/10</b>	<b>Approved Project List &amp; Funding</b>	<b>Planner</b>
	<i>Develop Project List</i>	07/01/10	➢ <i>Approved Project List</i>	Planner
	<i>Develop Funding List and Minute Order</i>	07/10/10	➢ <i>Funding List and Minute Order for Commission</i>	Planner
	<i>Approve Funding</i>	07/31/10	➢ <i>Approved Funding List</i>	TRF Division Director; Texas Transportation Commission
<b>5</b>	<b>Develop the HSPP</b>	<b>10/01/10</b>	<b>FY 2010 Texas Highway Safety Performance Plan</b>	<b>Planner</b>
	<i>Draft HSPP Document</i>	08/01/10	➢ <i>HSPP Draft</i>	Planner
	<i>Review HSPP</i>	08/31/10	➢ <i>HSPP Comments &amp; Revisions</i>	TRF-TS; TSSs; TRF Division Director; NHTSA
	<i>Submit HSPP to NHTSA</i>	09/01/10	➢ <i>Final HSPP</i>	TRF Division Director
	<i>Approve HSPP</i>	09/18/10	➢ <i>Approved HSPP</i>	NHTSA
	<i>Publish HSPP</i>	10/01/10	➢ <i>Published HSPP</i>	Texas Review & Comment System
<b>6</b>	<b>Award Grants</b>	<b>10/01/10</b>	<b>Executed Grant Agreements</b>	<b>TRF-TS Section Director</b>
	<i>Create Grant Agreements</i>	10/01/10	➢ <i>Grant Agreements</i>	eGrants Team
	<i>Sign &amp; Submit Grant Agreements</i>	10/01/10	➢ <i>Signed/Submitted Grant Agreements</i>	Selected Subgrantees
	<i>Execute Grant Agreements</i>	10/01/10	➢ <i>Executed Grant Agreements</i>	TRF Division Director; District Engineers
	<i>Activate Grants in eGrants</i>	10/01/10	➢ <i>Activated Grants</i>	eGrants Team

**THIS PAGE INTENTIONALLY LEFT BLANK**

## EXECUTIVE SUMMARY

The Texas Department of Transportation's FY 2011 budget of approximately \$99 million will fund 314 projects during the year. Several program highlights include:

- Texas will implement activities in support of national highway safety goals to reduce motor vehicle related fatalities that also reflect the primary data-related crash factors within the State as identified by the State highway safety planning process, including: National law enforcement mobilizations and sustained enforcement of statutes addressing impaired driving, occupant protection, and driving in excess of posted speed limits.
- Texas will continue to focus on alcohol-related fatalities which continue to be a problem in Texas. FARS (Fatality Analysis Reporting System) of the National Highway Traffic Safety Administration (NHTSA) reports 1,269 fatalities in crashes involving a driver or motorcycle operator with a BAC of .08 or above in Texas during 2008.
- Statewide surveys show that safety belt use by drivers and front seat passengers was a record high 93.84% in 2010. Texas children ages 0-4 years were restrained 86.4% in 2009. Texas will continue efforts to increase occupant restraint use in all passenger vehicle and trucks for driver and front seat passengers to 94.0%, for children ages 5-16 to 75.0%, and to achieve occupant restraint use for children ages 0-4 at 87.5% or higher in 2011.
- Motorcycle fatalities continue to rise in Texas and nationally at significant levels. Texas will continue to focus on motorcycle safety through motorcycle safety training, public awareness, public service announcements, and other outreach programs to enhance driver awareness of motorcyclist, such as the "share-the-road" safety messages developed using Share-the-Road model language. In 2011, Texas will dedicate approximately \$1 million to motorcycle focused public awareness campaigns.
- Texas will continue to develop and implement the statewide data system CRIS (Crash Records Information System) which will provide timely and effective data analysis to support allocation of highway safety resources. This includes the development a Crash Reporting and Analysis for Safer Highways (CRASH) component of CRIS which will allow the local law enforcement community to submit crash reports electronically via the public internet. CRASH has built in real-time data checks and business rules to increase the accuracy. CRASH simplifies the data entry process by prompting the user through a series of menus and options.
- TxDOT will continue to enhance the web-based Electronic Grants System (eGrants) to simplify the grant process for potential and current subgrantees. A new user friendly interface will be deployed in FY2011.

### Legislative Issues

The 82<sup>nd</sup> Texas Legislature will convene in January 2011. The text, history and status of all bills is available at: <http://www.capitol.state.tx.us/>.

The following are traffic safety related topics the Texas Legislature may consider in 2011:

- Cell Phone Use & Texting
- Sobriety Checkpoints
- Ignition Interlock Devices
- Motorcycle Helmets



***Section Three***  
**PERFORMANCE PLAN**

**THIS PAGE INTENTIONALLY LEFT BLANK**

## OVERVIEW

This Performance Plan contains the goals, strategies, performance measures and objectives Texas has set for fiscal year 2011. It is provided as part of the State of Texas' application for FY 2011 federal highway safety funds. Consistent with the requirements for the application for these funds, the FY 2011 Performance Plan contains:

## DEVELOPING THE PERFORMANCE PLAN

### Step 1: Problem Identification

TxDOT plans with multiple agencies in identifying Texas Traffic Safety problems. Agencies that assist in problem identification include the following: AAA-Texas, AARP, MADD-Texas, Texas Department of Public Safety (TxDPS), Texas Department of State Health Services (DSHS), Texas Transportation Institute (TTI), Texas Cooperative Extension (TCE), Texas Engineering Extension Service (TEEX), Texas Bicycle Coalition (TBC), Texas Transportation Institute and the NHTSA Region 6. These agencies helped to establish the goals, strategies, and objectives for the program.

In addition, the following agencies and organizations assisted TxDOT in completing an alcohol self assessment that identified strategies needed to address impaired driving problems in Texas. These agencies included the following: Texas District and County Attorney's Association, Texas Center for the Judiciary, Texas Department of Criminal Justice, TxDPS, NHTSA Region 6, Texas Alcoholic Beverage Commission, DSHS-Community Mental Health and Substance Abuse and Environmental Epidemiology and Injury, Higher Education Center for Alcohol and Drug Prevention, MADD, Texas Army National Guard, Brazos County, Sam Houston State University, TTI, Sherry Matthews Advocacy Marketing, Texas Education Agency, University of Texas Health Science Center at San Antonio, Texas A&M University-Center for Alcohol/Drug Education, Texas Municipal Police Association, Texans Standing Tall, and Texas Commission on Law Enforcement Officer Standards and Education (TCLEOSE).

### ***Problems Needing Special Emphasis***

The bulleted list below includes the problems identified by Texas as areas needing special emphasis in order to improve traffic safety and decrease injuries and fatalities. Following this list is a description of the process used to identify the traffic safety problems Texas faces on the roadways. Additional Texas data can be found on the charts included in this plan.

- Overall – In 2008, there were 3,382 traffic fatalities (FARS) and 84,946 serious injuries in traffic crashes (CRIS).
- Impaired Driving – There were 1,269 alcohol related fatalities in 2008 (FARS) in Texas. Texas ranks 7<sup>th</sup> in the nation for the number of alcohol related fatalities per 100 million vehicle miles traveled. Texas is now be classified as a high fatality state eligible for additional Section 410 funding.
- Safety Belts – Safety belt usage reached 93.84% in 2010 (TTI statewide survey) for front seat drivers and passengers. Children are restrained at a much lower rate than adults. Usage for children ages 0-4 was 86.4% in 2009 (TTI Survey of Child Restraint Use in Fourteen Texas Cities). The lowest usage rate was for children ages 5-16, with a 71.1% usage rate in 2009 (TTI School age Children Survey in eighteen Texas Cities).
- Motorcycles – Of the 516 motorcyclist fatalities in 2008 (FARS), 316 (61.2%) were not wearing a helmet.

- Speeding – Of the 3,382 crash fatalities in 2008, 1,422 (42%) were speeding-related (FARS).

**Emerging Issues**

The issue of distracted driving is in the news on a state, local, and national level at this time. At the forefront of this issue is the use of mobile communication devices such as cell phones, personal digital assistants (PDA) or Smartphones. The use of these devices while driving, including talking, dialing, texting and e-mailing is becoming more prevalent. The task of driving requires full attention and focus. In some cases even one or two seconds can make the difference in avoiding a crash. The following is a list of contributing factors and the number of crashes in 2008 as reported in CRIS:

- Distraction in Vehicle – 63 Fatal Crashes and 1,452 Serious Injury Crashes
- Cell/Mobile Phone Use – 29 Fatal Crashes and 531 Serious Injury Crashes
- Driver Inattention – 399 Fatal Crashes and 11,989 Serious Injury Crashes

During the 81<sup>st</sup> Texas Legislature, House Bill 55 passed which created a statewide traffic offense for the use of wireless communication devices in a school zone unless the vehicle is stopped or a hands-free device is used. Cities, counties or any other political subdivision wishing to enforce this law must post a sign at the beginning of each school zone to inform drivers of the prohibition and subsequent fine. Since the effective date of September 1, 2009, some Texas cities have not erected the required signs to due budget constraints.

House Bills 2730 and 339, also enacted by the 81st Texas Legislature, restricted all drivers under the age of 18 from using a wireless communication device while operating a motor vehicle.

**Data Sources**

A variety of data originating from multiple sources is used to assist in problem identification and project and program evaluation. The majority of the data used for problem identification originates from the Department of Transportation’s Crash File, which in turn, derives from individual Texas Peace Officers Accident Reports (Form ST-3). Crashes in the TxDOT file are classified as K, A, B or C-level crashes, so named to correspond to the most severe injury resulting from the crash as determined by the investigating officer:

K = at least one person was killed

A = incapacitating injury

B = non-incapacitating injury

C = the most severe injury sustained was a possible injury

Additional roadway inventory data developed and maintained by the TxDOT's Transportation Planning and Programming Division are merged with the crash and injury-related information, thereby allowing analyses relating to vehicle miles traveled and roadway-specific characteristics.

Additional crash data relating to specific location, driver, vehicle, and roadway characteristics, and other contributing factors are collected from the most recently available year’s crash data records files compiled and maintained by the TxDOT. Other location-specific crash experience data are also collected at city and county levels. This enables projects to be developed that focus on specific local problem areas, e.g., over-representation of crash causative factors on a specific segment of roadway, different driver age groups, injuries per capita, alcohol, speed, etc. Safety belt and child passenger safety seat use data are obtained from local and statewide observational surveys. Health, injury and emergency response data are collected from the DSHS.

The Texas Crash Records Bureau continues to enhance the Crash Records Information System (CRIS). The CRIS data is used in a variety of ways to support problem identification at statewide and local levels by both TxDOT and by potential traffic safety program subgrantees. These range from fixed-format compilations of crash and injury information to special, customized analyses and evaluations directed toward identifying and quantifying specifically targeted local and statewide traffic safety problems. 2008 is the most recent annual crash data available. Year to date data is available as received and processed.

It must be recognized that because of minor differences in coding rules and data certification, FARS data and that reported directly from the Texas Crash File are not always in complete agreement. Each of the performance goal and trend graphical presentations contains a footnote identifying the sources of the data used for that figure. In addition, the glossary includes a definition/description of each of the performance measures used and the data sources tapped to generate them.

### ***Annual Tracking of Crash and Injury Trends***

Since 1991, Texas has presented a series of graphical representations of statewide crash experience trends, with six to ten years of data, in each Annual Report to NHTSA on the Texas Traffic Safety Program. These presentations provided a wide variety of crash and casualty information encompassing absolute numbers and mileage-based rates of both crashes and casualties by severity. Over the years, the specific data reported have evolved in response to changing traffic safety priorities at the national level and, at the state level, as a result of on-going internal planning efforts within TxDOT's TRF-TS and the formal strategic planning process initiated in 1997. The current measures tracked and reported annually are enumerated in [Table 1 - Goals, Strategies, Performance Measures and Objectives](#) below.

A key component of the problem identification process is vested in the proposal process for traffic safety funding by prospective traffic safety subgrantees and contractors. This is in addition to the analyses of crash data, tracking of local, state and national trends, application of relevant TxDOT and other research findings, etc. performed under the auspices of TRF.

For each fiscal year, a public announcement for traffic safety project proposals is published in the *Texas Register*. The importance of clear, concise and accurate problem identification, supported with factual crash documentation, is stressed in the requirements provided for potential grantees proposing projects as one of the most important aspects of project proposals. A strong problem identification description accurately defines the nature and magnitude of the specific problem or problems in terms of causes of fatalities, injuries, crashes and property damage. Sufficient source-identified, verifiable data must be provided to justify the traffic safety problem in order for a proposal to be considered. Project proposers also identify specific traffic safety problems through archived and especially collected data from, for example, community assessments, traffic analyses, local speed and occupant restraint use surveys, local law enforcement agencies and hospital and emergency room reports. The proposals must be specific about the site location (city, county, roadway section, statewide), population data, the target audience, and over or under-representations.

It is through analysis and synthesis of the data described above and the stringent requirements placed on potential subgrantees and contractors that the State's traffic safety problems are identified and prioritized for inclusion in the State's annual Highway Safety Performance Plan.

### ***State Demographics Analysis***

#### *Geography*

Texas, the largest state in the contiguous United States, is bounded by Oklahoma (N); Arkansas (NE); Louisiana (E); the Gulf of Mexico (SE); Mexico, (SW); and New Mexico (W). North to south,

Texas stretches 801 miles and the longest east-west distance is 773 miles. The state encompasses 261,797 square miles of land and 6,784 square miles of water.

### *Population*

Texas' population, 20,851,820 per the 2000 Census, was estimated to be 24,326,974 in 2008 and has been projected to be 24,692,181 in 2011 (Texas State Data Center). Projections indicate that in 2011, 46.9 percent of the population will be Anglo, 37.8 percent Hispanic, 11.3 percent Black, and 4.0 percent 'other' racial/ethnic groups. About 26.4% of the population will be less than 18 years-old, 63% will be 18-64, and 10.5 % 65 or older.

Texans live in 254 counties that range in projected 2011 population from 65 (Loving) to 4,004,793 (Harris), and in area from Rockwall County's 149 square miles to the 6,193 square miles of Brewster County (equal to the combined area of the states of Connecticut and Rhode Island). Despite vast expanses of low-density population, in 2008 Texas had 234 cities with populations of 10,000 or more. Of these, 62 had populations in excess of 50,000 and 31 had more than 100,000 residents.

### *Transportation*

In 2008, there were 21.2 million registered vehicles in the state, including rental trailers, exempt vehicles and other special categories (TxDMV Vehicle Titles and Registration Division). Licensed drivers numbered 15,374,063 in 2008 (FHWA: Highway Statistics 2008). Of these, 6.3% (968,981) were under 21 years old (with more than 226,739 under 18) and 13.2% were 65 or older (2,026,136).

There are approximately 80,067 centerline miles of state-maintained roadways, including 3,233 miles of Interstate highways, 12,105 miles of US highways and 16,354 miles of Texas State highways. Another 40,969 miles on the state system are designated as Farm or Ranch to Market roads.

In addition to the state-maintained roads, there are approximately 226,000 miles of city and county-maintained streets and highways. While only 26 percent of roadways in Texas are state maintained, 74 percent of all vehicle miles traveled (VMT) occurs on state-maintained highways. In 2008, the average daily VMT on state maintained highways was 475.4 million miles.

The average daily VMT on all roadways in the state was 641 million miles. The average annual VMT on state-maintained highways was 173.6 billion miles; 234.1 billion on all state roadways (TxDOT – Transportation Planning and Programming Division).

## STEP 2: SET PERFORMANCE GOALS

### Strategic Planning

Beginning with the traffic safety planning process for FY 97, the State initiated periodic, formal traffic safety strategic planning sessions. The strategic planning meeting for 2005-2010 was held in June of 2003. The attendees re-evaluated all strategies and goals and reviewed the Traffic Safety Program's vision and mission statement. Participants in the strategic planning sessions included traffic safety and engineering professionals from the TRF at TxDOT headquarters, TxDOT district traffic safety specialists, NHTSA Region 6, representatives from AAA-Texas, AARP, MADD-Texas, TXDPS, DSHS, TTI, TCE, TEEX, and TBC.

As an outgrowth of the strategic planning process, Texas developed 18 specific goals for the traffic safety program, 64 specific strategies, and 38 specific performance measures. Objectives have been established for all 38 performance measures for 2011. These Texas traffic safety goals,

strategies, performance measures and objectives for 2011 are outlined in [Table 1 - Goals, Strategies, Performance Measures and Objectives](#) below.

As part of the strategic planning cycle, program goals and strategies were re-evaluated and modified as needed to make them more consistent with each other and better indicate progress toward those goals. Through both the formal strategic planning efforts and the on-going management and administration of the Traffic Safety Program, TXDOT will continue to comply with both the letter and the spirit of all state and federal highway safety program requirements. The original plan was to conduct another Strategic Planning session during June 2008. However, due to the delay in getting more recent Texas crash data, the next strategic planning meeting is scheduled for the fall of 2010.

### Defining Objectives & Performance Measures

Objectives and performance measures were subsequently developed by TRF-TS to improve safety on Texas roadways and reduce the number of crashes, injuries and fatalities. These objectives and performance measures have been included in the FY 2011 Performance Plan. Several modifications and additions were made for the FY 2011 Plan. TRF-TS has also included the new *Traffic Safety Performance Measures for States and Federal Agencies*, defined by NHTSA and the Governors Highway Safety Association (GHSA), as required by NHTSA. The following tables describe these performance measures, and provide a cross reference to TxDOT's measures:

#### **Types of Performance Measures**

<b>Type</b>	<b>Description</b>
<i>Core Outcome Measures</i>	<i>Used to set national and State goals, allocate resources and measure overall progress (may include crashes, injuries, or fatalities, and may be presented as numbers, rates, percentages, or ratios).</i>
<i>Behavioral Measures</i>	<i>Provide a link between specific activities and outcomes by assessing whether the activities have influenced behavior (may include observed behavior on the road such as direct observations of seat belt use or vehicle speed, or self-reported behavior, program awareness, and attitudes obtained through surveys).</i>
<i>Activity Measures</i>	<i>Document program implementation and measure specific actions taken to reduce crashes, injuries and fatalities (a variety of actions taken by law enforcement, courts, media, education, and others).</i>
<i>Survey</i>	<i>Periodic surveys to track driver attitudes and awareness concerning impaired driving, seat belt use, and speeding issues.</i>

**Performance Measure Description and Cross-Reference**

NHTSA Perf. Measure	Description	Data Source	TxDOT Perf. Measure #	Figure #
<b>Core Outcome Measures</b>				
C-1	Number of traffic fatalities (3-year or 5-year moving averages)	FARS	4	3
C-2	Number of serious injuries in traffic crashes	CRIS	5	4
C-3	Fatalities/VMT (including rural, urban, and total fatalities)	FARS, FHWA	1,2,3	1,2
C-4	Number of unrestrained passenger vehicle occupant fatalities, all seat positions	FARS	21	11
C-5	Number of fatalities in crashes involving a driver or motorcycle operator with a blood alcohol concentration of .08 g/dL or higher	FARS	10	7
C-6	Number of speeding-related fatalities	FARS	28	16
C-7	Number of motorcyclist fatalities	FARS	14	9
C-8	Number of unhelmeted motorcyclist fatalities	FARS	15	9
C-9	Number of drivers 20 or younger involved in fatal crashes	FARS	6	5
C-10	Number of pedestrian fatalities	FARS	22	12
<b>Behavioral Measures</b>				
B-1	Observed seat belt use for passenger vehicles, front seat outboard occupants	Survey	18	10
<b>Activity Measures</b>				
A-1	Number of seat belt citations issued during grant-funded enforcement activities	eGrants	17	n/a
A-2	Number of impaired-driving arrests made during grant-funded enforcement activities	eGrants	11	n/a
A-3	Number of speeding citations issued during grant-funded enforcement activities	eGrants	27	n/a
<b>Survey</b>				
Survey-1	Driver attitudes and awareness concerning impaired driving, seat belt use, and speeding issues	Survey	32	n/a

*Note: The information in this table is taken from NHTSA's Traffic Tech publication number 371, April 2009, entitled Traffic Safety Performance Measures for States and Federal Agencies.*

As a result of these changes, the thirty-eight performance measures enumerated in [Table 1 - Goals, Strategies, Performance Measures and Objectives](#) below have been established to track progress on the eighteen traffic safety goals.

The FY11 HSPP was sent to the Governor's Texas Review and Comment System (TRACS). Additionally, the HSPP was sent to TxDOT District TSSs, TRF Program Managers, TRF Administration as well as the NHTSA Region 6 Office, Federal Highway Administration (FHWA) and Federal Motor Carrier Safety Agency (FMCSA).



Table 1. Goals, Strategies, Performance Measures and Objectives

Goals	Strategies	Performance Measures	Most Recent Status	2011 Objective
<b>Overall State Goal</b>				
To reduce the number of motor vehicle crashes, injuries and fatalities		1. Mileage Death Rate [NHTSA C-3]  2. Mileage Death Rate (FARS – Urban)  3. Mileage Death Rate (FARS – Rural)  4. Number of traffic fatalities (FARS) [NHTSA C-1]  5. Number of serious injuries in traffic crashes (CRIS) [NHTSA C-2]  6. Number of drivers age 20 or younger involved in fatal crashes (FARS) [NHTSA C-9]	1.48/100M VMT (2008 CRIS) 1.48/100M VMT (2008 FARS)  0.99/100 M VMT (2008 FARS)  2.50/100M VMT ( 2008 FARS)  3,476 (2008 FARS)  84,946 serious injuries in traffic crashes (2008 CRIS)  602 drivers age 20 or younger involved in fatal crashes (2008 FARS)	1.40 fatalities per 100M VMT (CRIS) 1.40 fatalities per 100M VMT (FARS)  0.93/100 M VMT (FARS) in Urban areas (FARS)  2.33/100 M VMT in Rural areas (FARS)  3,125 traffic fatalities (FARS)  83,000 serious injuries in traffic crashes (CRIS)  590 drivers age 20 or younger involved in fatal crashes (FARS)
<b>Planning and Administration Program Area – 01</b>				
To provide effective and efficient management of the Texas Traffic Safety Program	Provide training and assistance for local and statewide traffic safety problem identification. Provide procedures and training on highway safety planning and project development. Ensure availability of program and project management training. Review and update program procedures as needed. Conduct periodic project monitoring and evaluation of traffic safety activities. Perform accurate accounting and efficient reimbursement processing. Maintain coordination of traffic safety efforts and provide technical assistance.	7. Publication of Traffic Safety Program deliverables including HSPP, response to Management Review, and Annual Report.        8. Number of training sessions provided.	FY2009 Annual Report  FY2010 Highway Safety Performance Plan  FY2010 NHTSA Management Review     eGrants Proposal Trainings	FY2010 Annual Report FY2011 Highway Safety Performance Plan FY2011 Alcohol Special Management Review FY2011 Alcohol Program Assessment NHTSA Impaired Driving Course eGrants Trainings Traffic Safety Staff Training

Table 1. Goals, Strategies, Performance Measures and Objectives

Goals	Strategies	Performance Measures	Most Recent Status	2011 Objective
<b>Alcohol and Other Drug Countermeasures Program Area – 02</b>				
<p>To reduce the number of alcohol impaired and driving under the influence of alcohol and other drug-related crashes, fatalities and injuries.</p>	<p>Increase and sustain high visibility enforcement of DWI laws.                      Improve BAC testing and reporting to the State's crash records information system.                      Improve anti-DWI public information and education campaigns.                      Increase the number of law enforcement task forces and coordinated enforcement campaigns.                      Increase training for anti-DWI advocates.                      Increase intervention efforts.                      Improve and increase training for law enforcement officers.                      Improve DWI processing procedures.                      Improve adjudication of DWI cases through improved training for judges, administrative license revocation judges, and prosecutors, and improved support materials for judges and prosecutors.</p>	<p>9. Number of DUI-related (alcohol or other drugs) KAB crashes (CRIS)                       10. Number of fatalities in crashes involving a driver or motorcycle operator with a BAC of .08 or above (FARS) [NHTSA C-5]                       11. Number of impaired-driving arrests made during grant funded enforcement activities (eGrants) [NHTSA A-2]</p>	<p>8,277 DUI-related (alcohol or other drugs) KAB crashes (2008 CRIS)                       1,310 fatalities involving a driver or motorcycle operator with a BAC of .08 or above (2008 FARS)                       10,279 impaired-driving arrests made during enforcement activities (2009 eGrants)</p>	<p>8,400 DUI-related (alcohol or other drugs) KAB crashes (CRIS)                       1,250 fatalities involving a driver or motorcycle operator with a BAC of .08 or above (FARS)                       NHTSA Activity Measure (No objective set)</p>
<p>To reduce the number of DUI-related crashes where the driver is under age 21</p>	<p>Improve education programs on alcohol and driving for youth.                      Increase enforcement of driving under the influence by minors laws.                      Increase public education and information, concentrating on youth age 5-13 and 14-20, including parent education on drinking and driving.</p>	<p>12. Number of 16-20 year old DUI drivers (alcohol or other drugs) in KAB crashes per 100,000 16-20 year-olds (CRIS)</p>	<p>55.48 16-20 year old DUI drivers (alcohol or other drugs) in KAB crashes per 100,000 16-20 year-olds (2008 CRIS)</p>	<p>55.45 16-20 year old DUI drivers (alcohol or other drugs) in KAB crashes per 100,000 16-20 year-olds (CRIS)</p>

Table 1. Goals, Strategies, Performance Measures and Objectives

Goals	Strategies	Performance Measures	Most Recent Status	2011 Objective
<i>Emergency Medical Services Program Area – 03</i>				
To improve EMS care and support provided to motor vehicle trauma victims in rural and frontier areas of Texas.	<p>To increase the availability of EMS training in rural and frontier areas.</p> <p>Increase EMS involvement in local community safety efforts.</p>	13. Number of students trained in EMS classes	1,007 students trained in EMS classes (2009 eGrants)	1,100 students trained in EMS classes
<i>Motorcycle Safety Program Area - 04</i>				
To reduce the number of motorcyclist fatalities	<p>Improve public information and education on motorcycle safety, including the value of wearing a helmet.</p> <p>Improve public information and education on the value of not operating a motorcycle while under the influence of alcohol and/or other drugs.</p> <p>Increase rider education and training.</p>	<p>14. Number of motorcyclist fatalities (FARS) [NHTSA C-7]</p> <p>15. Number of un-helmeted motorcyclist fatalities (FARS) [NHTSA C-8]</p> <p>16. Number of motorcyclist fatalities involving a motorcycle operator with a BAC of .08 or above (CRIS)</p>	<p>524 motorcyclist fatalities (2008 FARS)</p> <p>321 un-helmeted motorcyclist fatalities (2008 FARS)</p> <p>84 motorcycle operator fatalities with a BAC of .08 or above (CRIS)</p>	<p>460 motorcyclist fatalities FARS)</p> <p>290 un-helmeted motorcyclists fatalities (FARS)</p> <p>80 motorcycle operator fatalities with a BAC of .08 or above (CRIS)</p>

Table 1. Goals, Strategies, Performance Measures and Objectives

Goals	Strategies	Performance Measures	Most Recent Status	2011 Objective
<i>Occupant Protection Program Area – 05</i>				
<p>To increase occupant restraint use in all passenger vehicles and trucks</p>	<p>Increase and sustain high visibility enforcement of occupant protection laws.</p> <p>Increase public information and education campaigns.</p> <p>Increase intervention efforts by healthcare professionals, teachers, and all safety advocates.</p> <p>Concentrate efforts on historically low use populations.</p> <p>Increase occupant protection education, training, and awareness of safety belt issues for law enforcement, judges and prosecutors.</p> <p>Increase training opportunities and retention of child passenger safety (CPS) technicians and instructors.</p> <p>Increase EMS/fire department involvement in CPS fitting stations.</p> <p>Maintain CPS seat distribution programs for low income families.</p>	<p>17. Number of seat belt citations issued during grant-funded enforcement activities (2009 eGrants) [NHTSA A-1]</p> <p>18. Driver and outboard front seat passenger restraint use [NHTSA B-1]</p> <p>19. Safety belt use rate by children age 5-16</p> <p>20. Child passenger restraint use rate for children ages 0-4</p> <p>21. Number of unrestrained passenger vehicle occupant fatalities, all seat positions (FARS) [NHTSA C-4]</p>	<p>97,734 safety belt citations (2009 eGrants)</p> <p>93.8 percent (2010 TTI)</p> <p>71.1 percent (2009 TTI)</p> <p>86.4 percent (2009 TTI)</p> <p>979 unrestrained passenger vehicle occupant fatalities, all seat positions (2008 FARS)</p>	<p>NHTSA Activity Measure (No objective set)</p> <p>94.0 percent (2011 TTI)</p> <p>75.0 percent (2011 TTI)</p> <p>87.5 percent (2011 TTI)</p> <p>945 unrestrained passenger vehicle occupant fatalities, all seat positions (FARS)</p>

Table 1. Goals, Strategies, Performance Measures and Objectives

Goals	Strategies	Performance Measures	Most Recent Status	2011 Objective
<b><i>Pedestrian and Bicyclist Safety Program Area – 06</i></b>				
<p>To reduce the number of motor vehicle-related pedestrian and bicyclist fatalities</p>	<p>Increase awareness for sharing the road between bicyclists and motorists.                      Increase public information and education efforts on bicycle safety.                      Improve identification of problem areas for pedestrians.                      Improve pedestrian “walkability” of roads and streets.                      Improve data collection on pedestrian injuries and fatalities.                      Improve public education and information on pedestrian safety.</p>	<p>22. Number of pedestrian fatalities (FARS) [NHTSA C-10]</p> <p>23. Number of bicyclist fatalities (CRIS)</p>	<p>435 pedestrian fatalities (2008 FARS)</p> <p>48 bicyclist fatalities (2008 CRIS)</p>	<p>400 pedestrian fatalities (FARS)</p> <p>No more than 50 bicyclist fatalities (CRIS)</p>
<b><i>Police Traffic Services Program Area – 07</i></b>				
<p>To increase effective enforcement and adjudication of traffic safety-related laws to reduce fatal and serious injury crashes</p> <p>To reduce commercial motor vehicle crashes, injuries and fatalities involving vehicles with a Gross Vehicle Weight Rating (GVWR) of 10,000 pounds or greater</p>	<p>Increase public education and information campaigns regarding enforcement activities.                      Increase and sustain enforcement of traffic safety-related laws.                      Provide technical and managerial support to local law enforcement agencies and highway safety professionals.                      Increase and sustain high visibility enforcement of Intersection Traffic Control (ITC) laws.                      Increase public information and education on intersection related traffic issues.                      Increase public information and education on sharing the road with commercial motor vehicles (CMV).                      Increase enforcement of commercial motor vehicle speed limits.</p>	<p>24. Number of intersection and intersection-related KAB crashes (CRIS)</p> <p>25. Number of CMV (large truck) involved fatalities. All crashes involve at least one vehicle with a vehicle body type of “Semi-Trailer” or “Truck-Tractor” (CRIS)</p> <p>26. Number of CMV (large truck) involved: fatal crashes. All crashes involve at least one vehicle with a vehicle body type of “Semi-Trailer” or “Truck-Tractor” (CRIS)</p>	<p>26,703 intersection and intersection-related KAB crashes (2008 CRIS)</p> <p>392 fatalities in crashes involving motor vehicles with a body type of ‘semi-trailer’ or ‘truck-tractor’ (2008 CRIS)</p> <p>331 fatal crashes involving motor vehicles with a body type of ‘semi-trailer’ or ‘truck-tractor’ (2008 CRIS)</p>	<p>26,500 intersection and intersection-related KAB crashes (CRIS)</p> <p>350 fatalities for vehicles with a body type of ‘semi-trailer’ or ‘truck-tractor’ (CRIS)</p> <p>300 fatal crashes for motor vehicles with a body type of ‘semi-trailer’ or ‘truck-tractor’ (CRIS)</p>

Section Three: PERFORMANCE PLAN

Table 1. Goals, Strategies, Performance Measures and Objectives

Goals	Strategies	Performance Measures	Most Recent Status	2011 Objective
<b>Speed Control Program Area – 08</b>				
To reduce the number of speed-related fatal and serious injury crashes	Increase and sustain high visibility enforcement of speed-related laws. Provide community training on speed-related issues. Implement best practices for speed deterrence when law enforcement is not present. Increase public information and education concerning speed-related issues.	27. Number of speeding related citations issued during grant-funded enforcement activities (2009 eGrants) [NHTSA A-3]  28. Number of speeding-related fatalities (FARS) [NHTSA C-6]	386,061 speed citations (2009 eGrants)  1,455 speeding-related fatalities (2008 FARS)	NHTSA Activity Measure (No objective set)  1,400 speeding-related fatalities (FARS)
<b>Traffic Records Program Area – 09</b>				
To improve the timeliness of, quality of, availability of, and linkages of records between crash data bases	Improve the intake, tracking, analysis and reporting of crash data. Improve the integration of traffic records between state agencies.	29. Days to report local crash data to CRIS after crash occurrence  30. Days for crash data to be accessible from Crash Records Information System (CRIS) after receiving report of crash from peace officer (CR-3)	Current average is 15 days as of Dec 2009 (TRF-CR)  Current average is 3 days as of Dec 2009 (TRF-CR)	Maintain the current average of 15 days.  Maintain the current average of 3 days
<b>Driver Education and Behavior Program Area – 10</b>				
To increase public knowledge, perception and understanding of traffic safety	Develop and implement public information and education efforts on traffic safety issues. Provide assistance to update the drivers' education curriculum. Conduct and assist local, state and national traffic safety campaigns.	31. Number of media impressions reached with traffic safety messages  32. Driver Attitudes and Awareness concerning impaired driving, seat belt use, and speeding issues (Survey – 1)	Over 1,121,349,591 billion media impressions reached with traffic safety messages (2009 Annual Report)  Conducted initial survey in Summer 2010	Maintain 1.0 billion media impressions reached with traffic safety messages  Conduct at least 1 survey in Summer 2011

Section Three: PERFORMANCE PLAN

Table 1. Goals, Strategies, Performance Measures and Objectives

Goals	Strategies	Performance Measures	Most Recent Status	2011 Objective
<b>Railroad / Highway Crossing Program Area – 11</b>				
To reduce KAB crashes at railroad/highway crossings	Increase education of law enforcement concerning laws governing railroad/highway crossings. Increase public education and Information campaigns.	33. Number of KAB crashes at railroad/highway crossings (CRIS)	297 KAB crashes at railroad/ highway crossings (2008 CRIS)	272 KAB crashes at railroad/highway crossings (CRIS)
<b>Roadway Safety Program Area – 12</b>				
<p>To reduce the number of traffic crashes, injuries, and fatalities in work zones per 100 million vehicle miles traveled</p> <p>To increase knowledge of roadway safety and current technologies among people involved in engineering, construction, and maintenance areas at both the state and local level</p>	<p>Increase public education and information on roadway safety.</p> <p>Provide traffic safety problem identification to local jurisdictions.</p> <p>Improve highway design and engineering through training.</p> <p>Provide training on roadway safety issues.</p>	<p>34. Number of serious injuries in work zones (CRIS)</p> <p>35. Number of fatalities in work zones (CRIS)</p> <p>36. Number of persons trained in roadway safety classes</p>	<p>3,372 serious injuries in work zones (2008 CRIS)</p> <p>175 fatalities in work zones (2008 CRIS)</p> <p>3,209 students in roadway safety classes (2009 Annual Report)</p>	<p>3,100 serious injuries in work zones (CRIS)</p> <p>145 fatalities in work zones (CRIS)</p> <p>3,500 students in roadway safety classes</p>

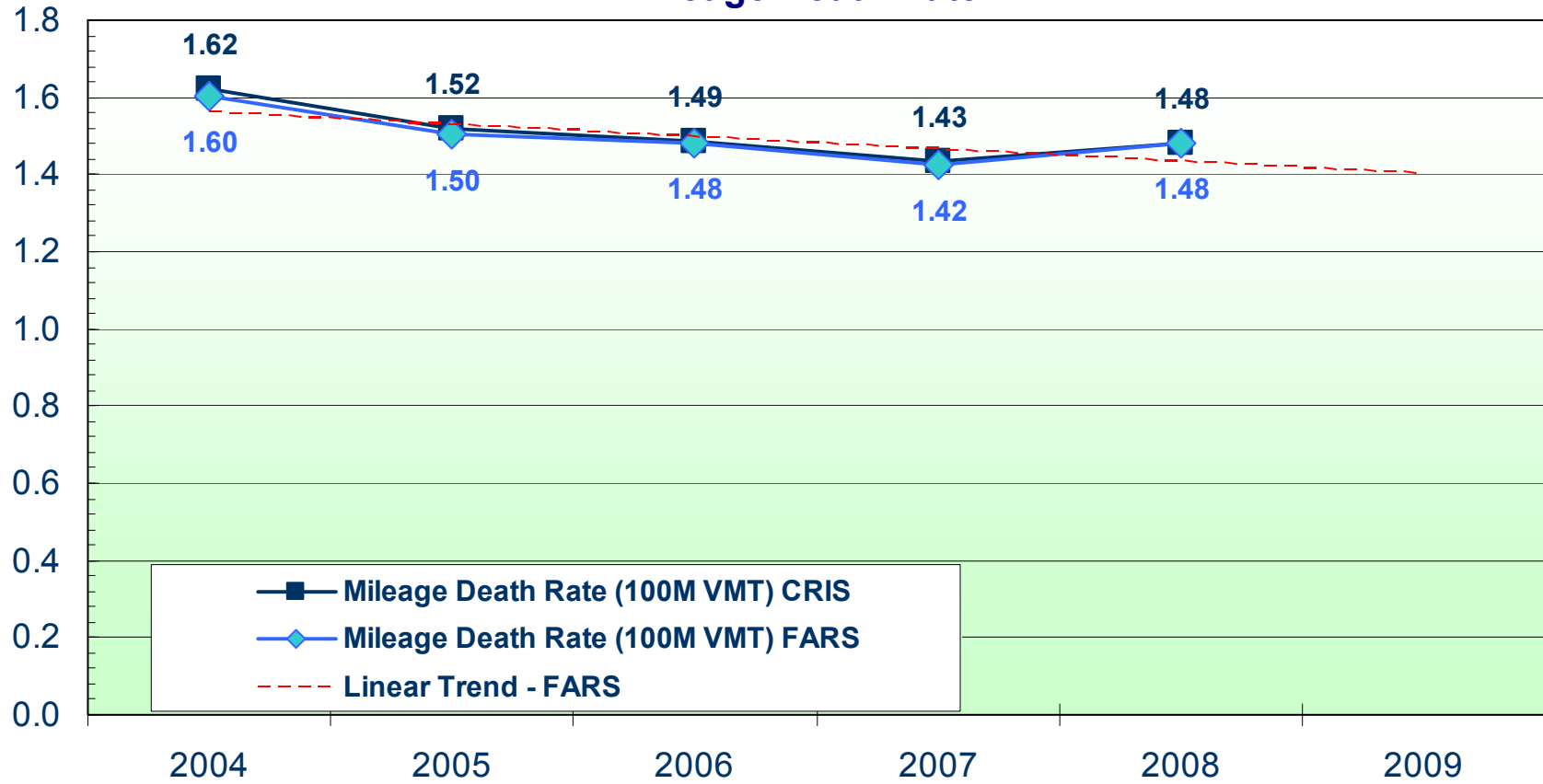
Table 1. Goals, Strategies, Performance Measures and Objectives

Goals	Strategies	Performance Measures	Most Recent Status	2011 Objective
<b>Safe Communities Program Area -13</b>				
To establish integrated community traffic safety programs to prevent traffic-related fatalities and injuries	<p>Support the Safe Communities Coalitions.</p> <p>Support statewide the Texas Safe Community process by providing education, training, and coordination on how to initiate and conduct community based traffic safety programs and how communities can become designated as a Texas Safe community Coalition.</p>	37. Number of Safe Communities coalitions	14 coalitions (2009 Annual Report)	Achieve a minimum of 8 coalitions
<b>School Bus Program Area -14</b>				
To reduce School bus-related crashes, injuries and fatalities	<p>Provide safe school bus operation training for school bus drivers.</p> <p>Provide public information and education campaigns to promote safe motor vehicle operations around school buses.</p>	38. Number of school bus passenger fatalities per year on a five year average (FARS)	0.4 school bus passenger fatalities (2008 FARS)	0.2 school bus passenger fatalities (2008 FARS)

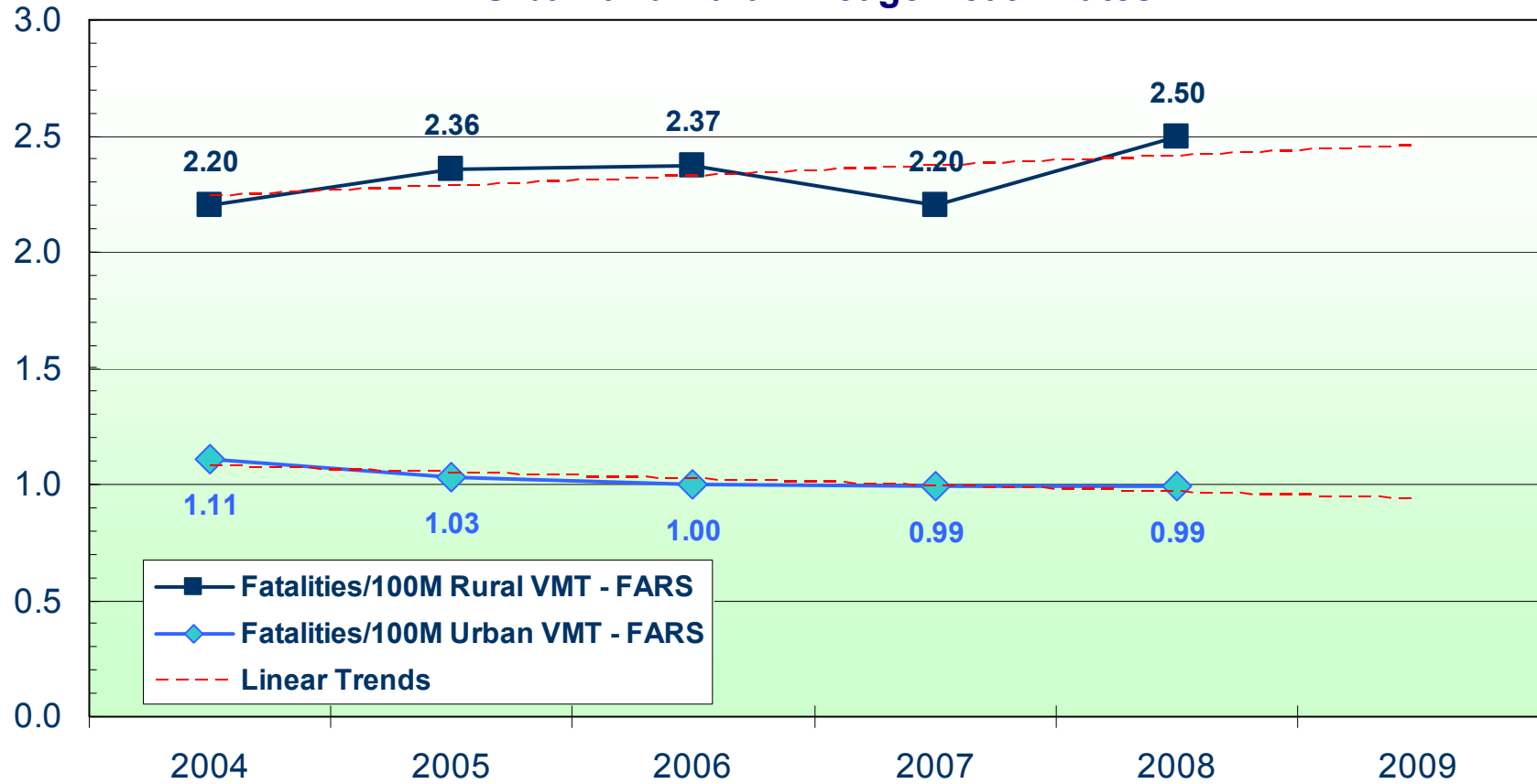
*Note: Performance Measures in which include a NHTSA number are the National Traffic Safety Performance Measures for States and Federal Agencies as defined by NHTSA. (Numbering: C = Core Outcome Measure, B=Behavioral Measures)*



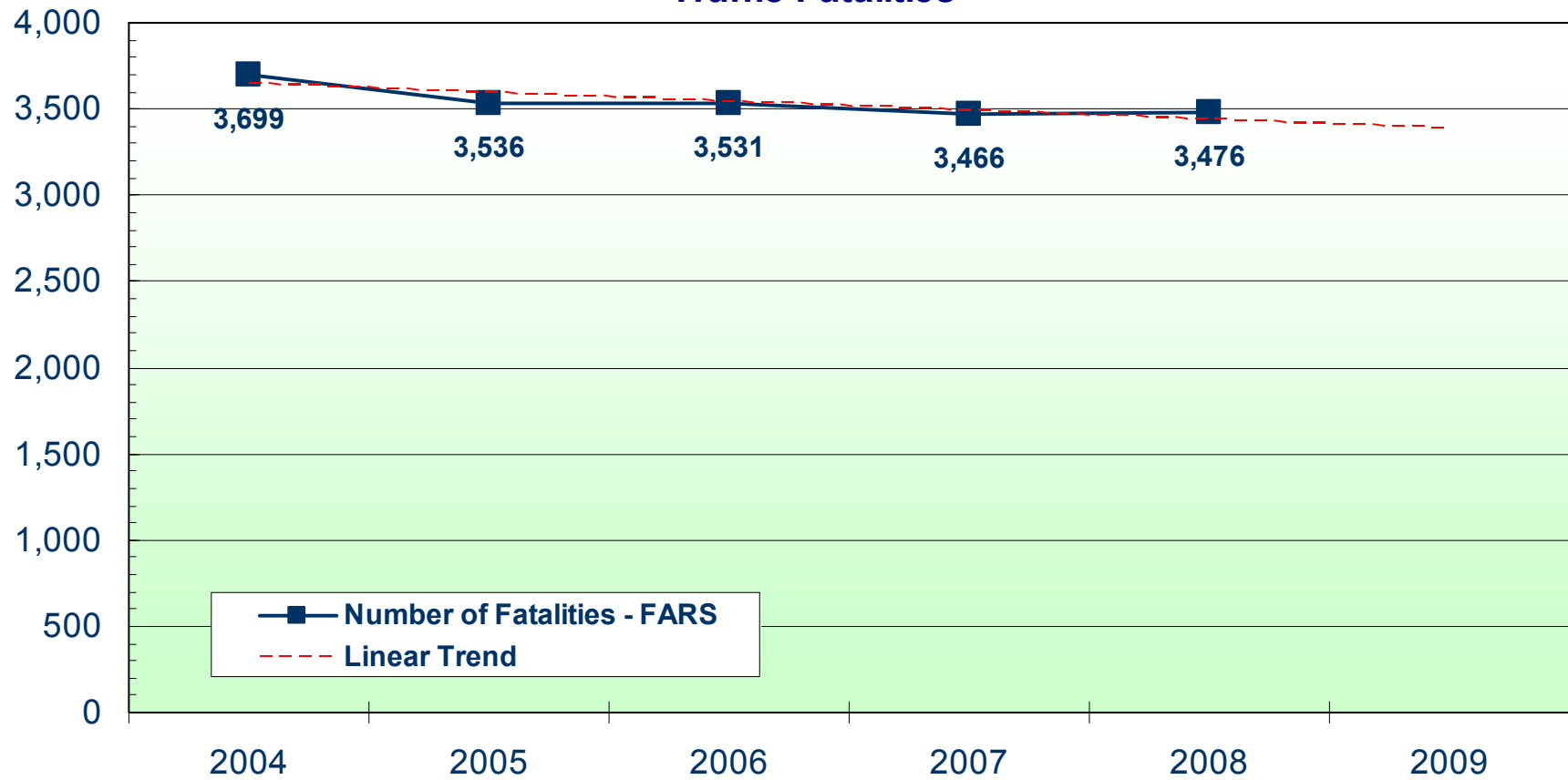
**Figure 1. Performance Measure 1:  
Mileage Death Rate**



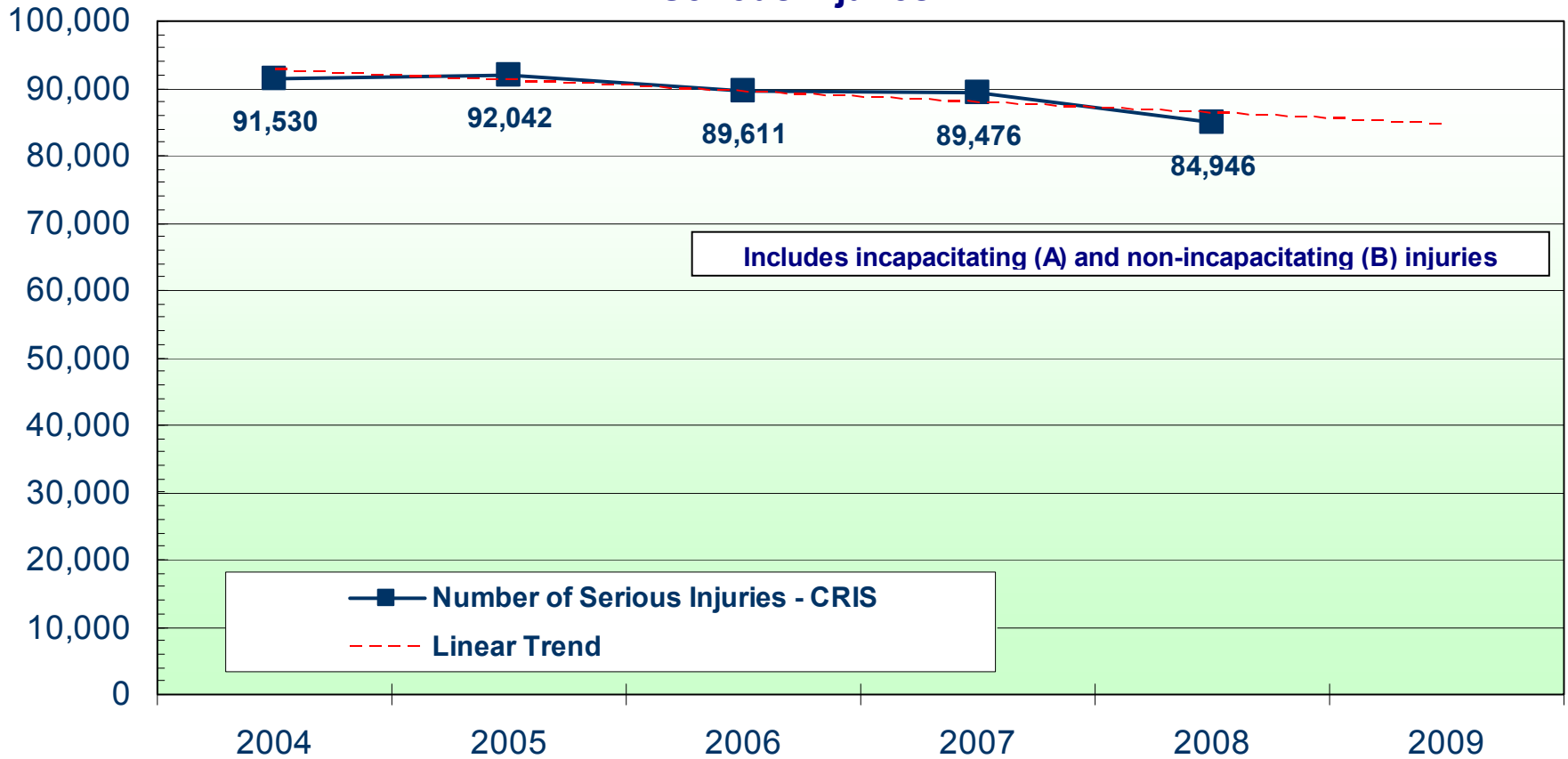
**Figure 2. Performance Measures 2 & 3:  
Urban and Rural Mileage Death Rates**



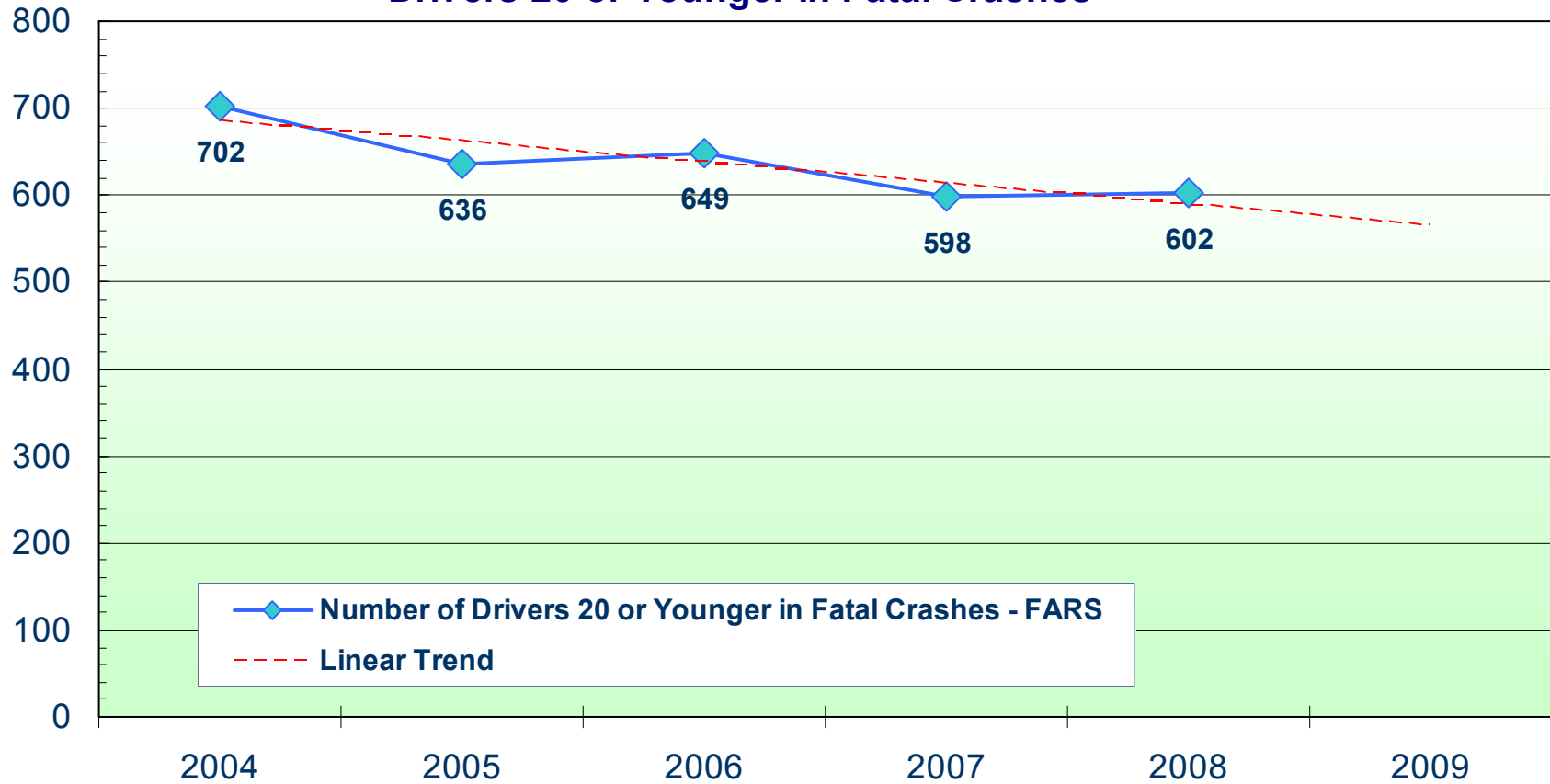
**Figure 3. Performance Measure 4:  
Traffic Fatalities**



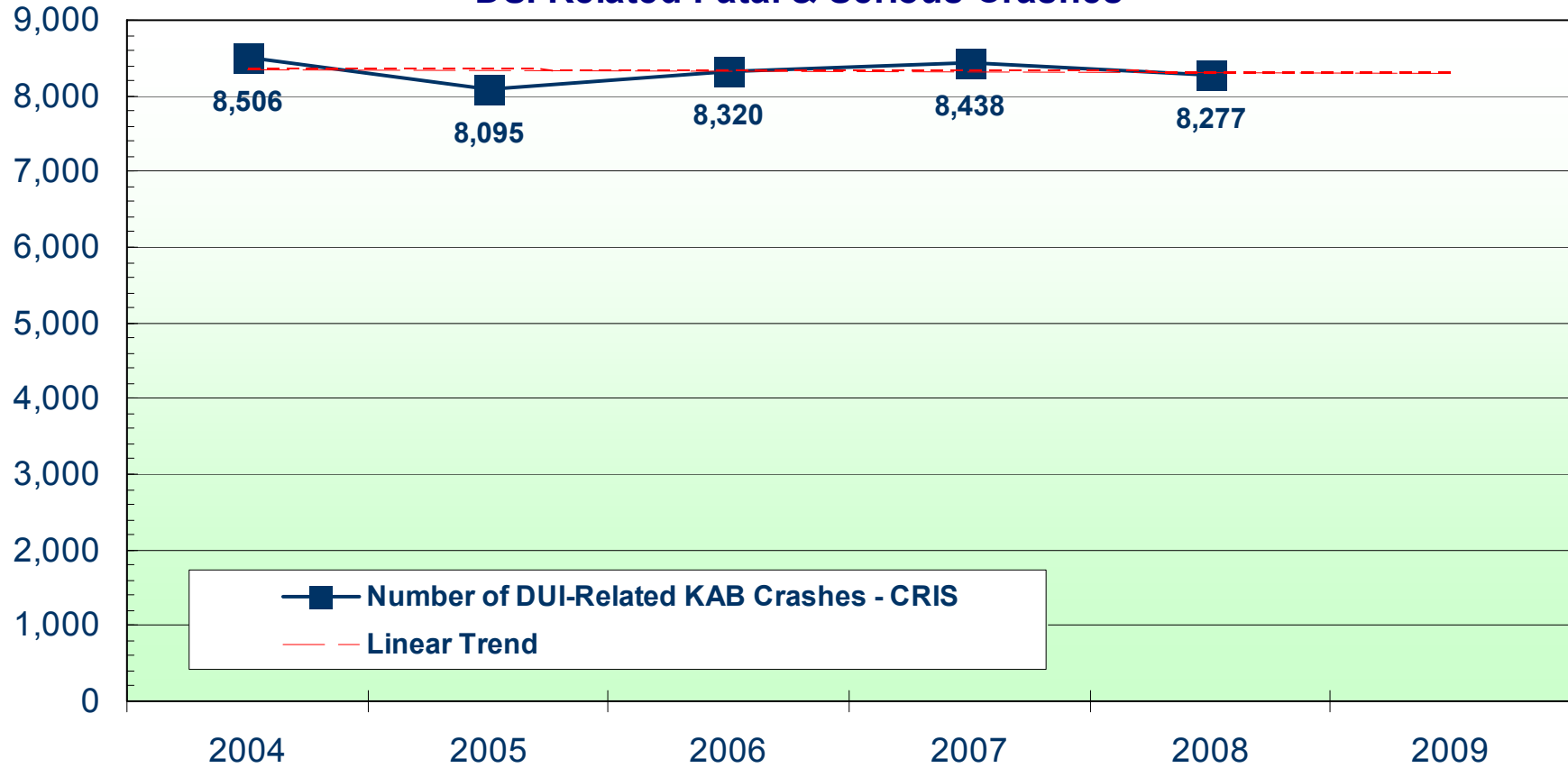
**Figure 4. Performance Measure 5:  
Serious Injuries**



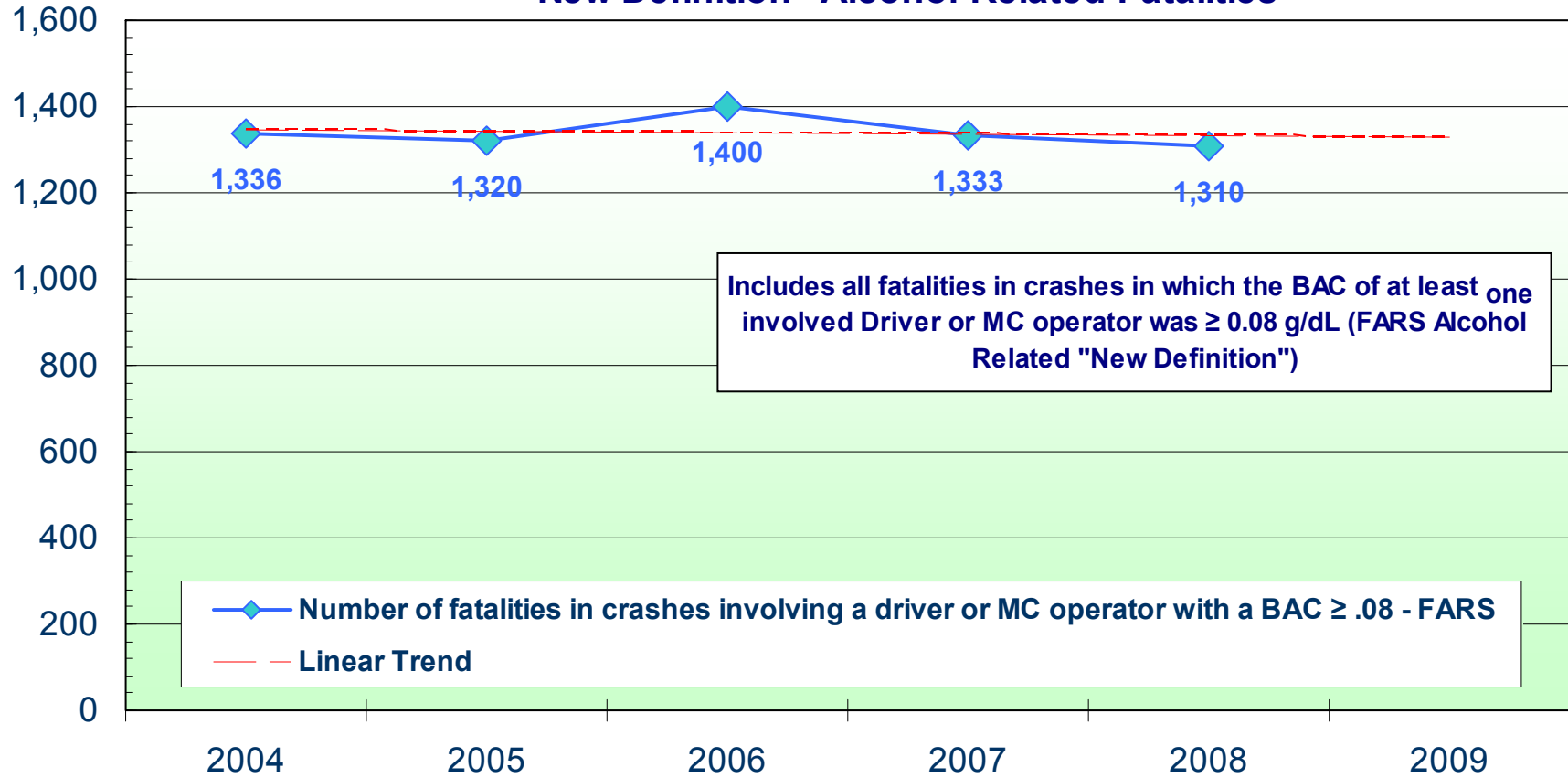
**Figure 5. Performance Measure 6:  
Drivers 20 or Younger in Fatal Crashes**



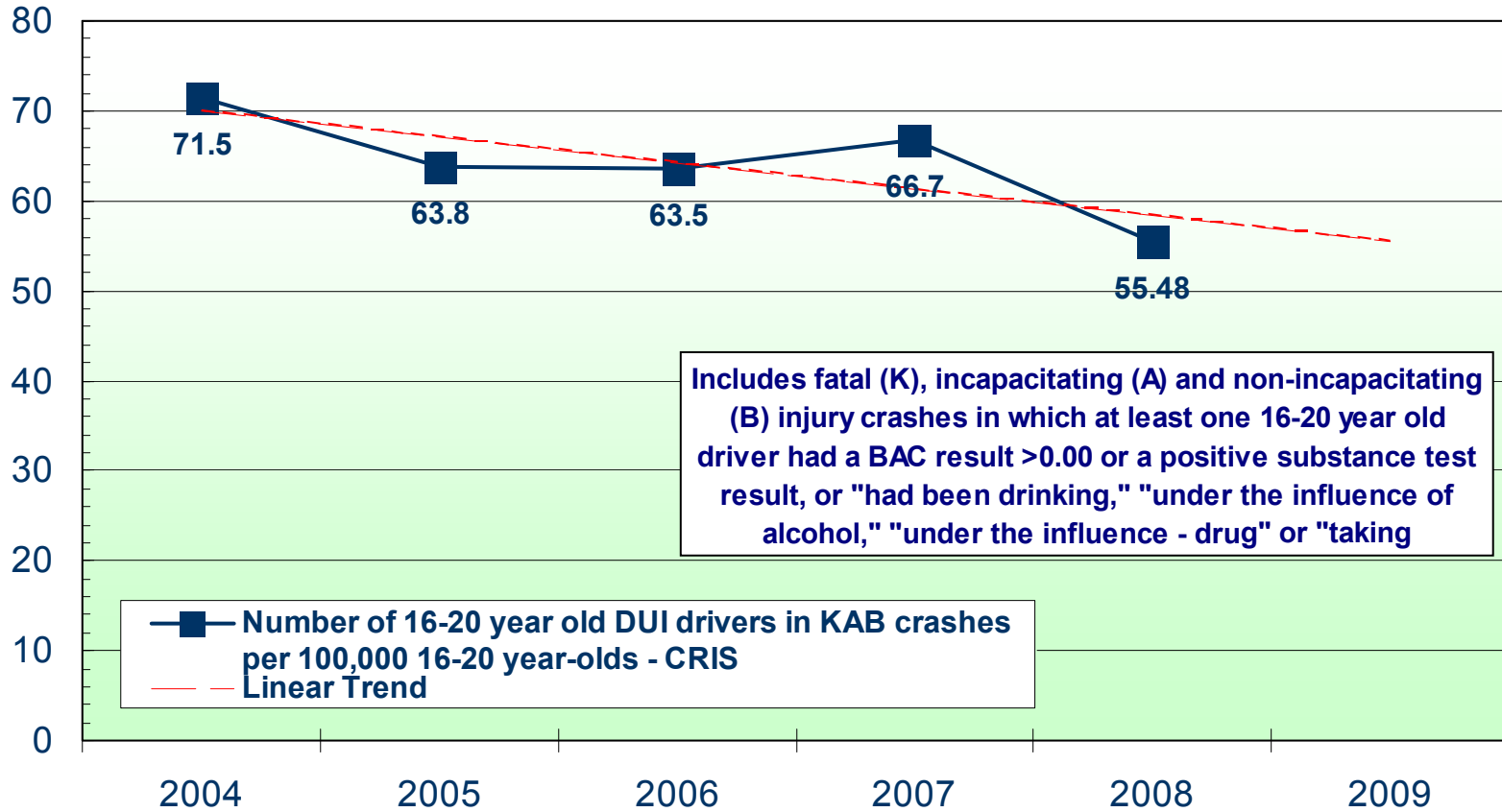
**Figure 6. Performance Measure 9  
DUI-Related Fatal & Serious Crashes**



**Figure 7. Performance Measure 10  
"New Definition" Alcohol-Related Fatalities**

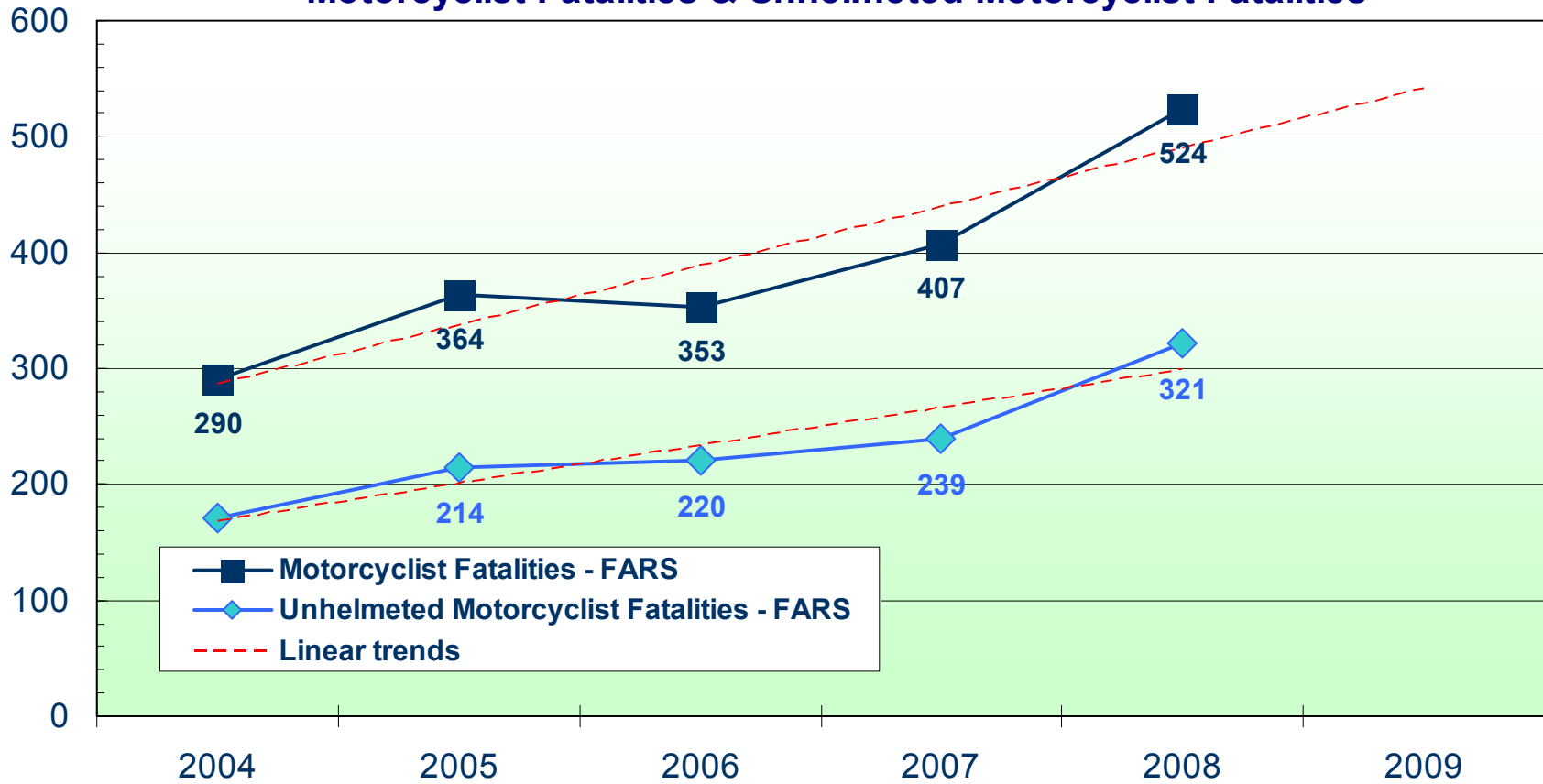


**Figure 8. Performance Measure 12  
Number of 16-20 year old DUI drivers in KAB crashes per**

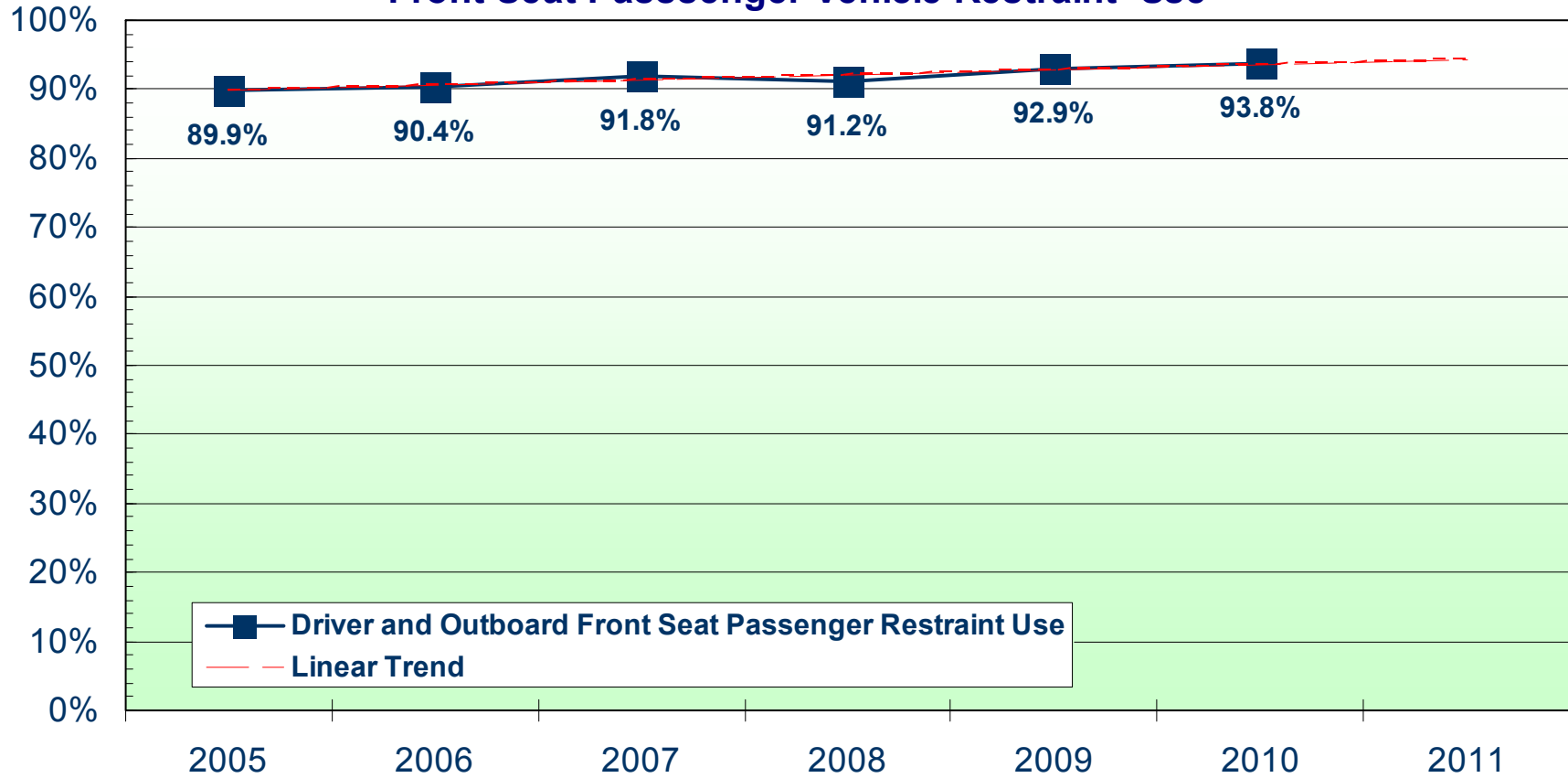




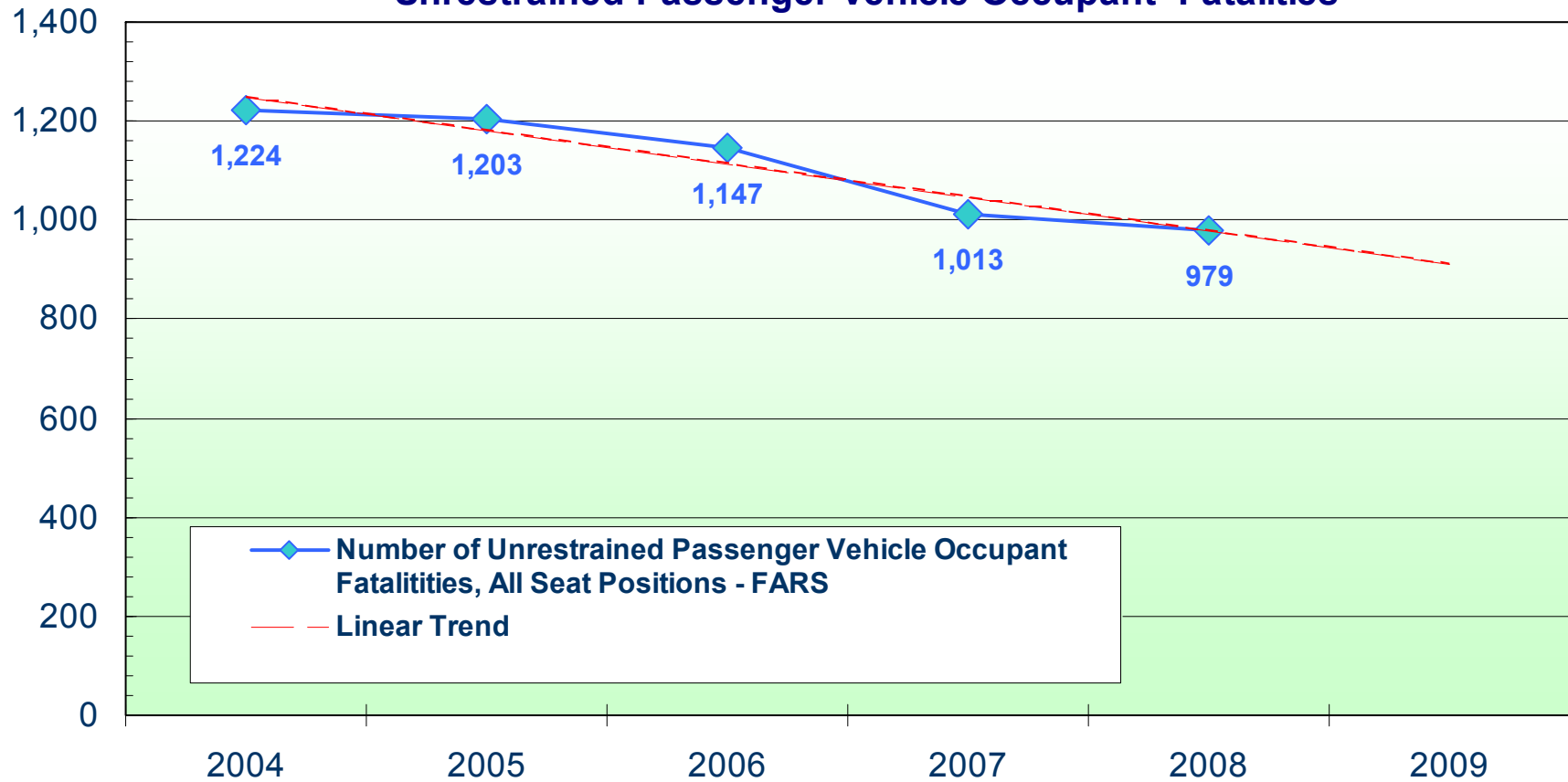
**Figure 9. Performance Measures 14 & 15:  
Motorcyclist Fatalities & Unhelmeted Motorcyclist Fatalities**



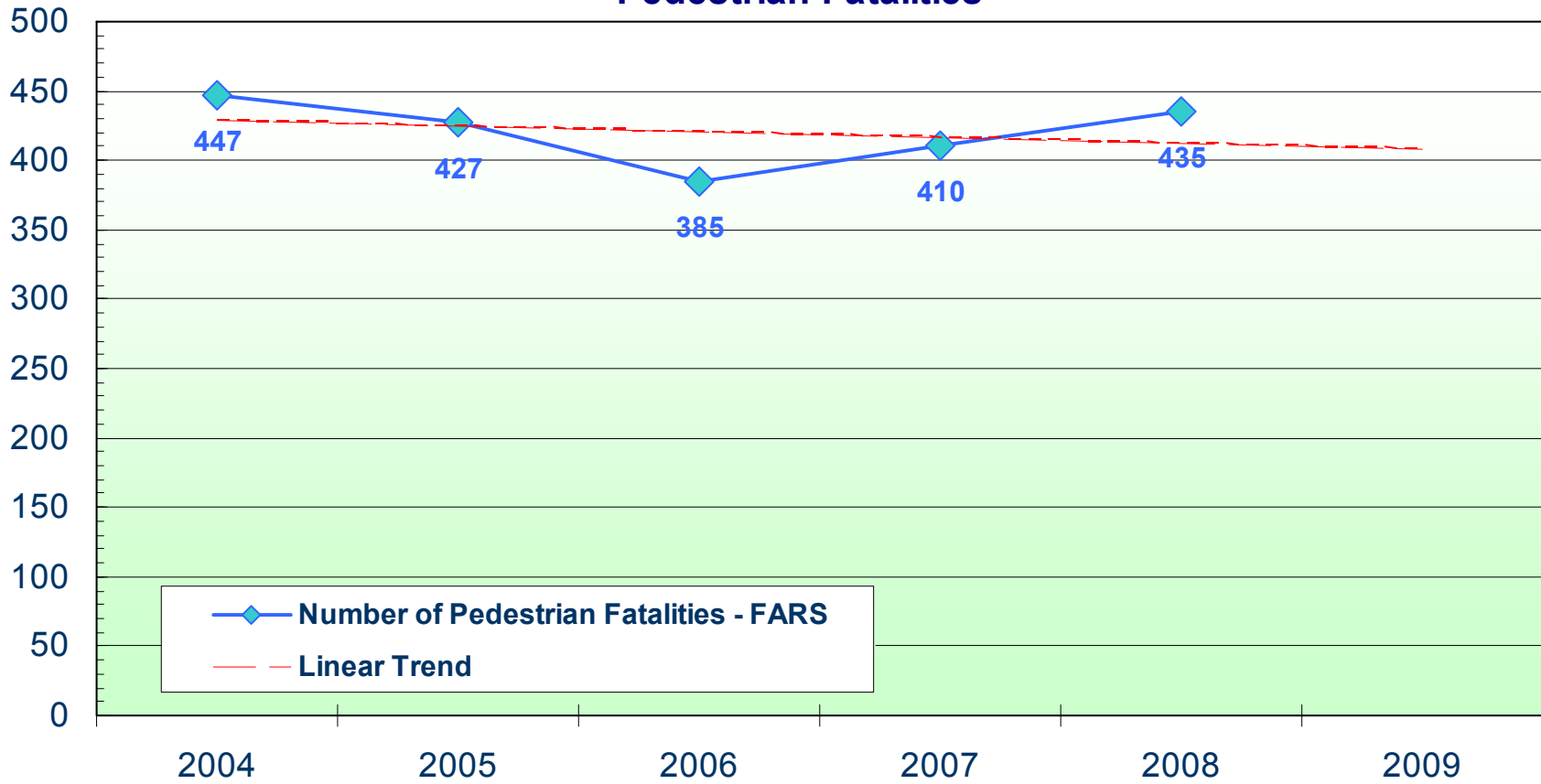
**Figure 10. Performance Measure 18  
Front Seat Passenger Vehicle Restraint Use**



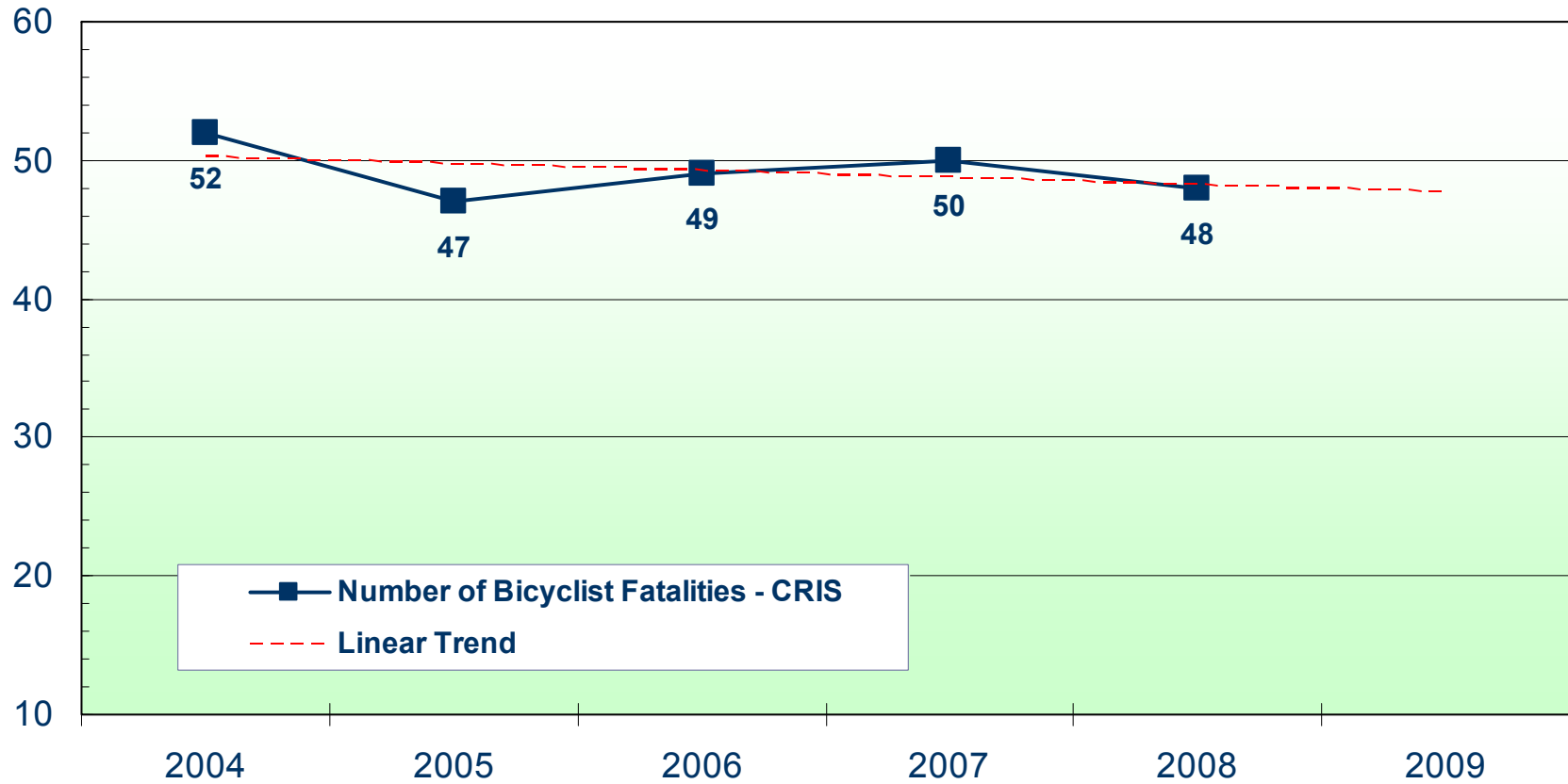
**Figure 11. Performance Measure 21  
Unrestrained Passenger Vehicle Occupant Fatalities**



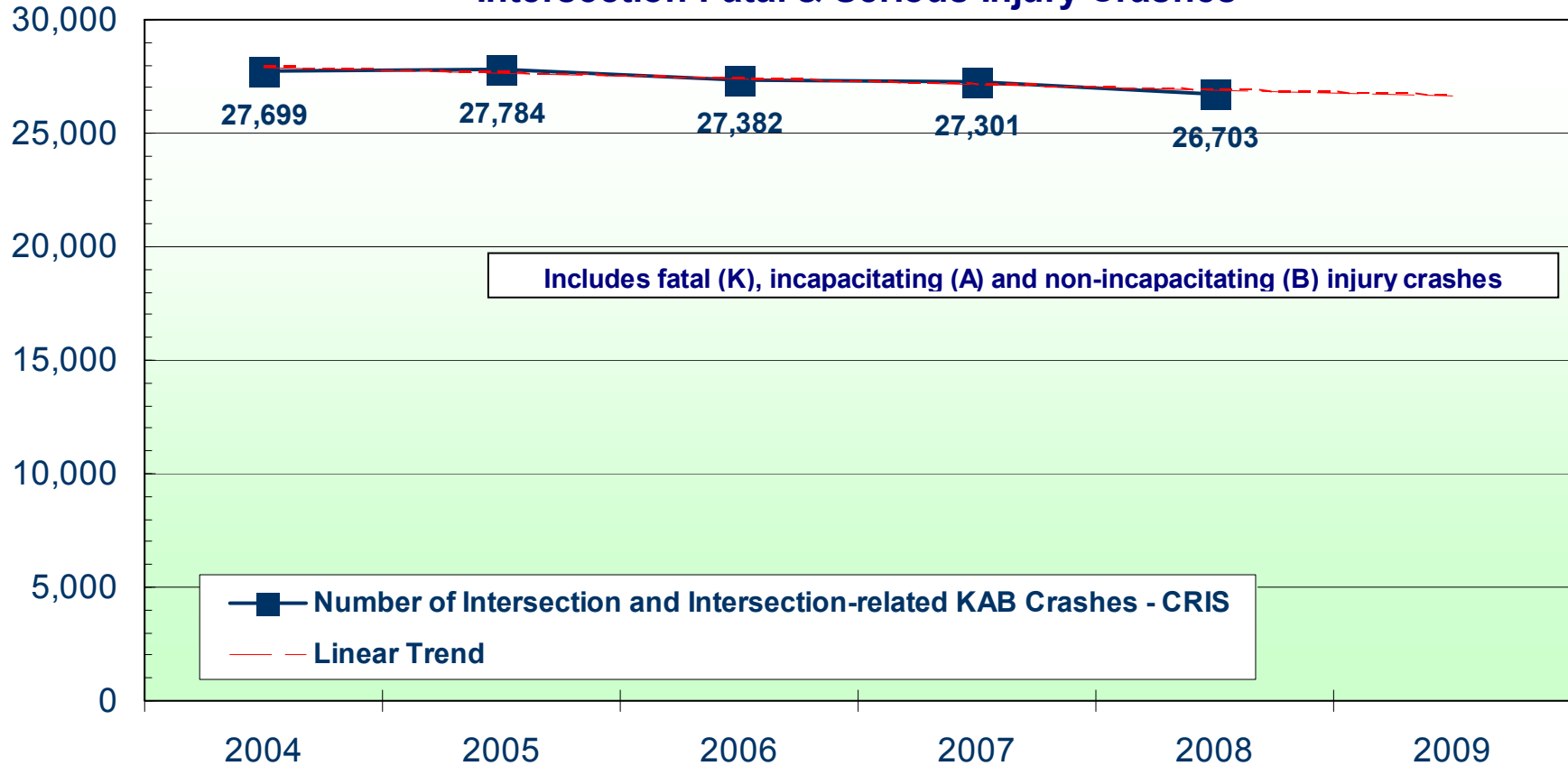
**Figure 12. Performance Measure 22  
Pedestrian Fatalities**



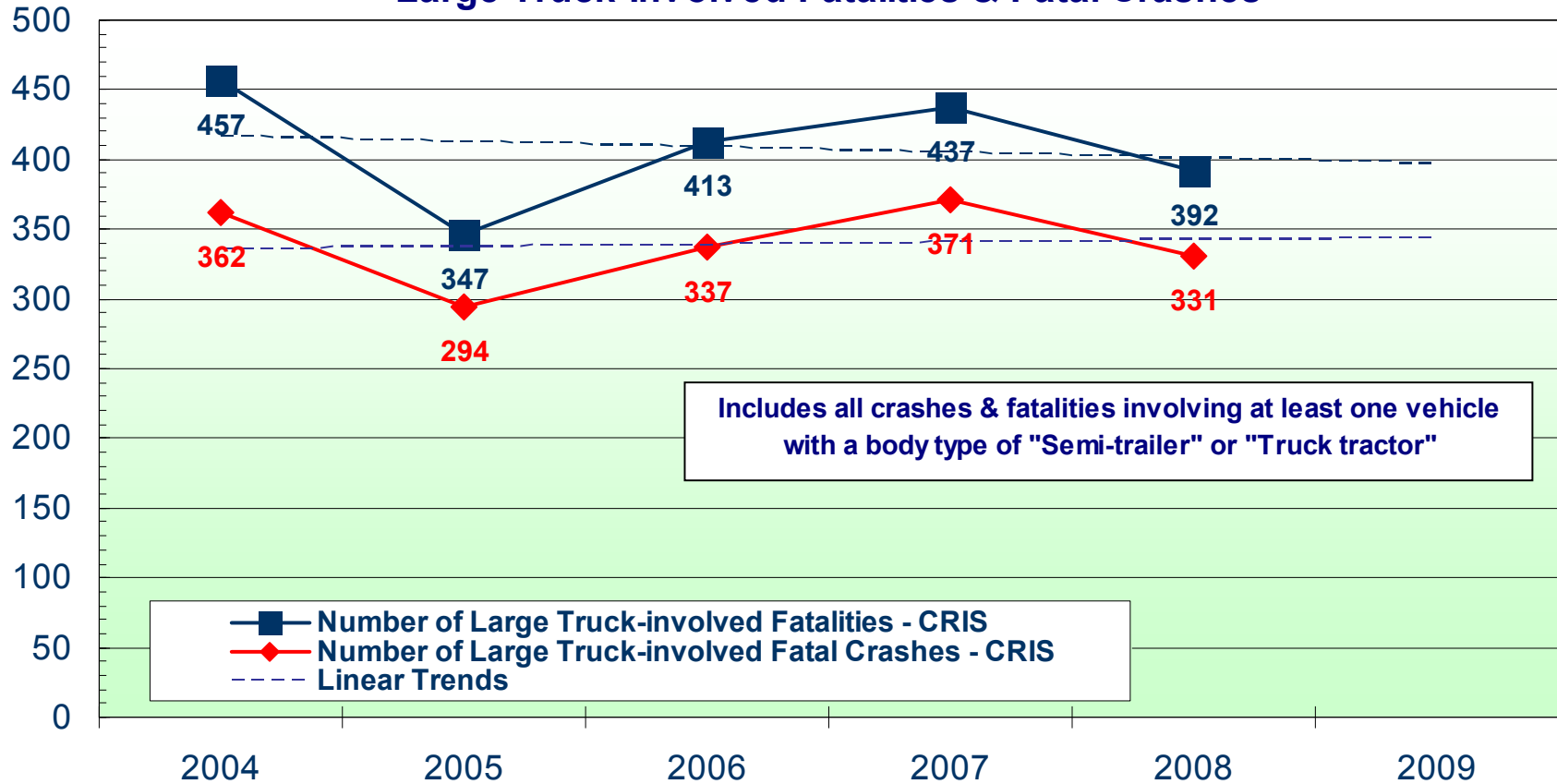
**Figure 13. Performance Measures 23:  
Number of Bicyclist Fatalities**



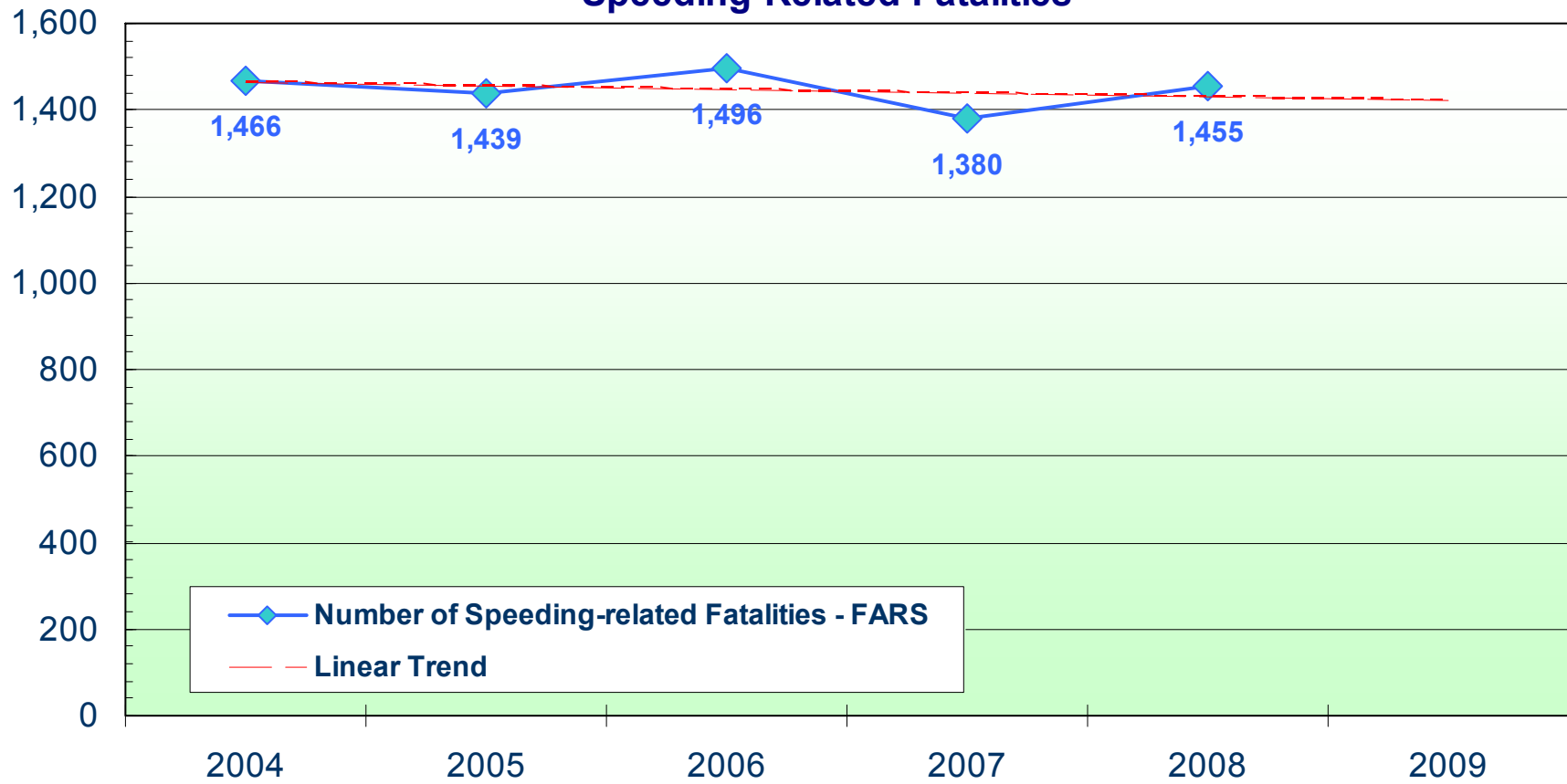
**Figure 14. Performance Measure 24  
Intersection Fatal & Serious Injury Crashes**



**Figure 15. Performance Measures 25 & 26  
Large Truck-Involved Fatalities & Fatal Crashes**

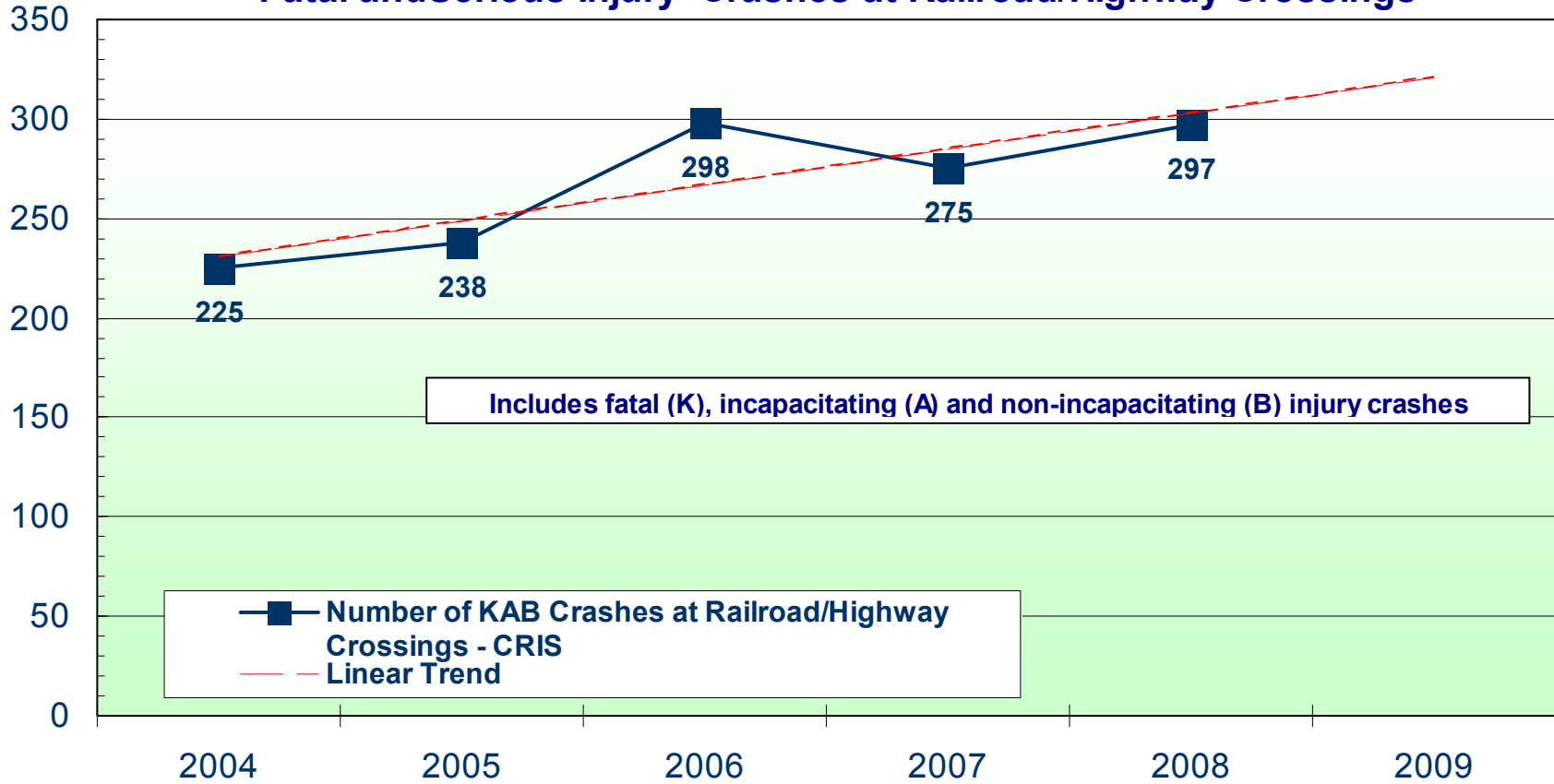


**Figure 16. Performance Measure 28  
Speeding-Related Fatalities**

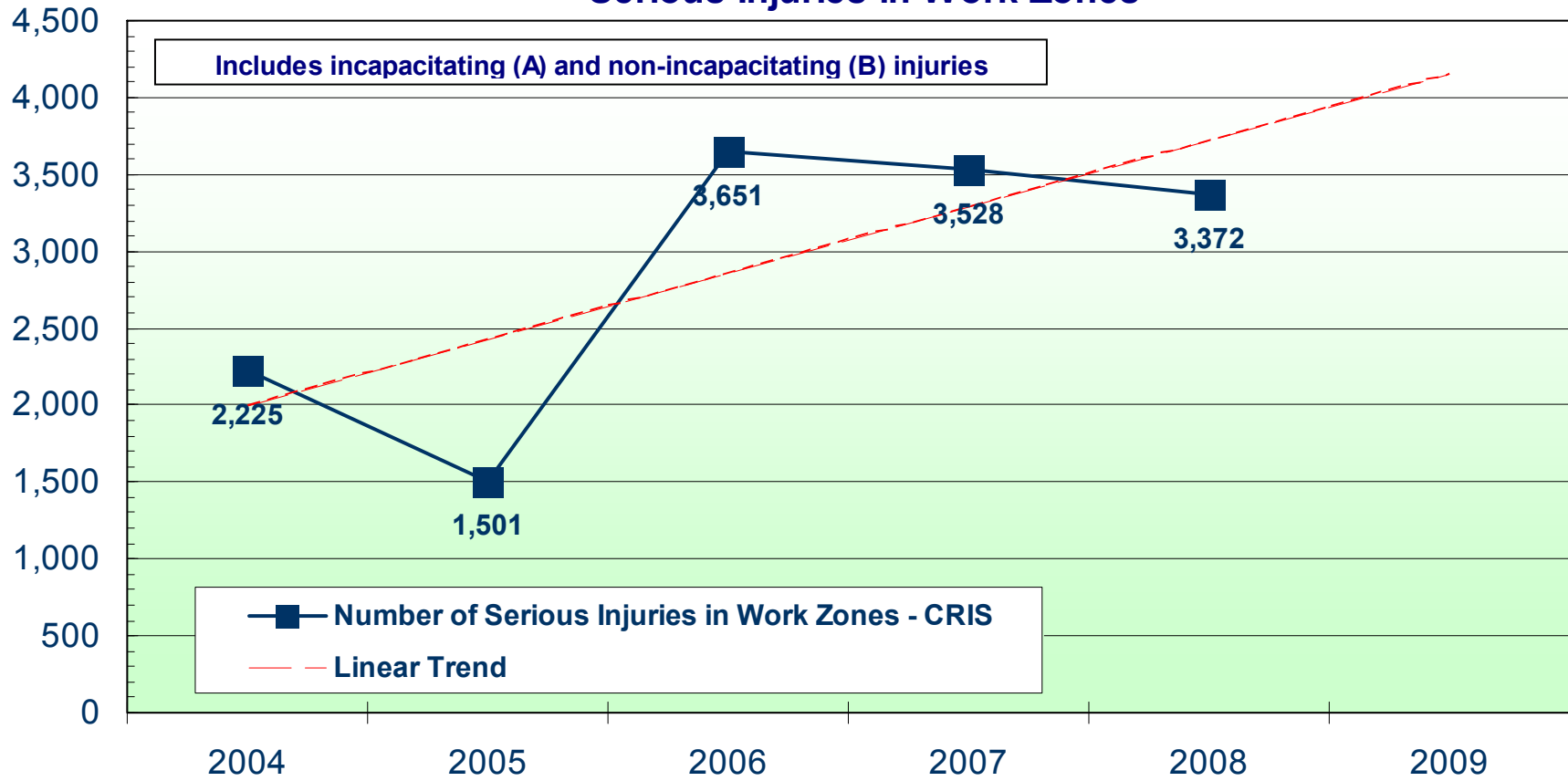




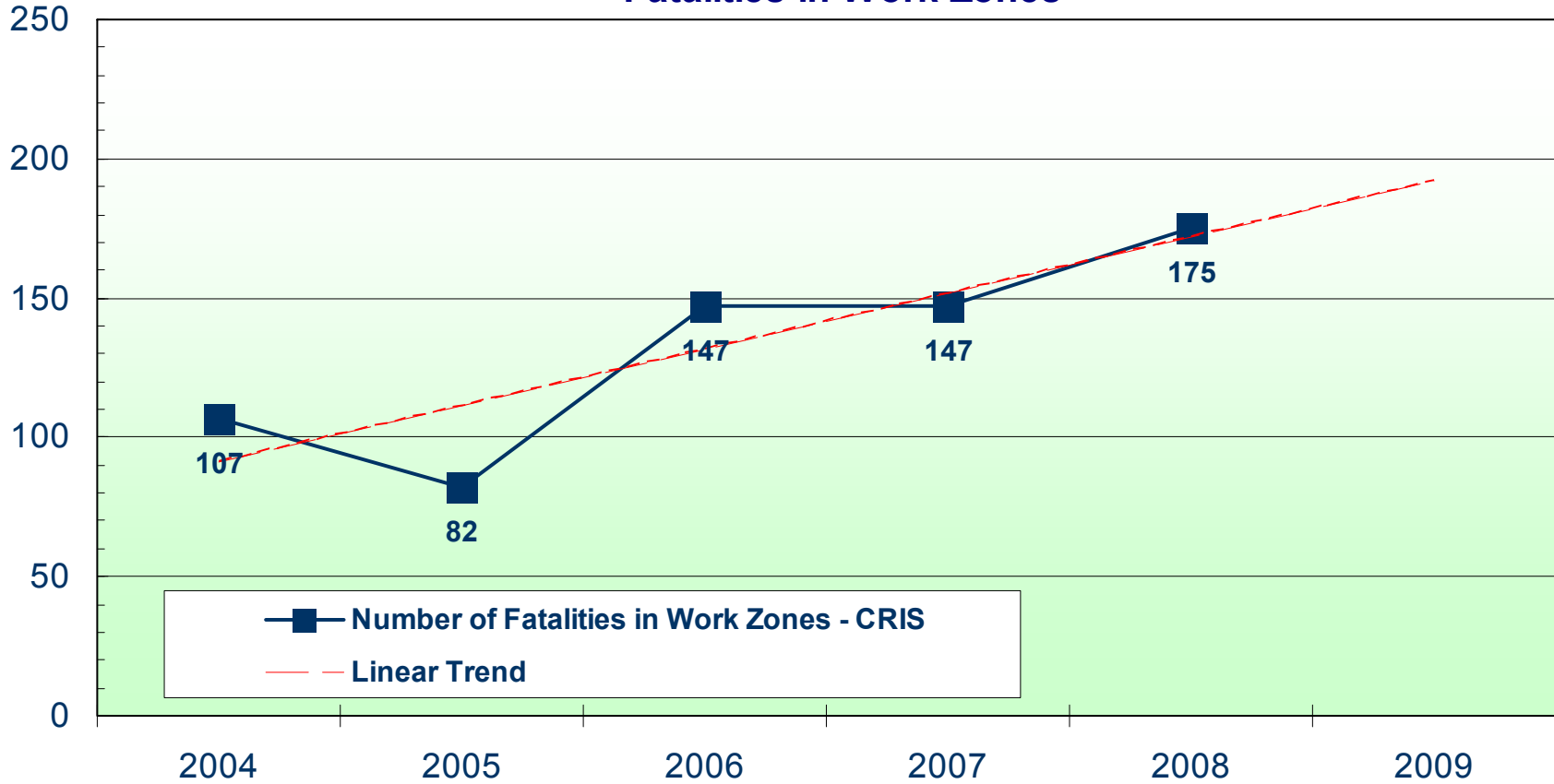
**Figure 17. Performance Measure 33  
Fatal and Serious Injury Crashes at Railroad/Highway Crossings**



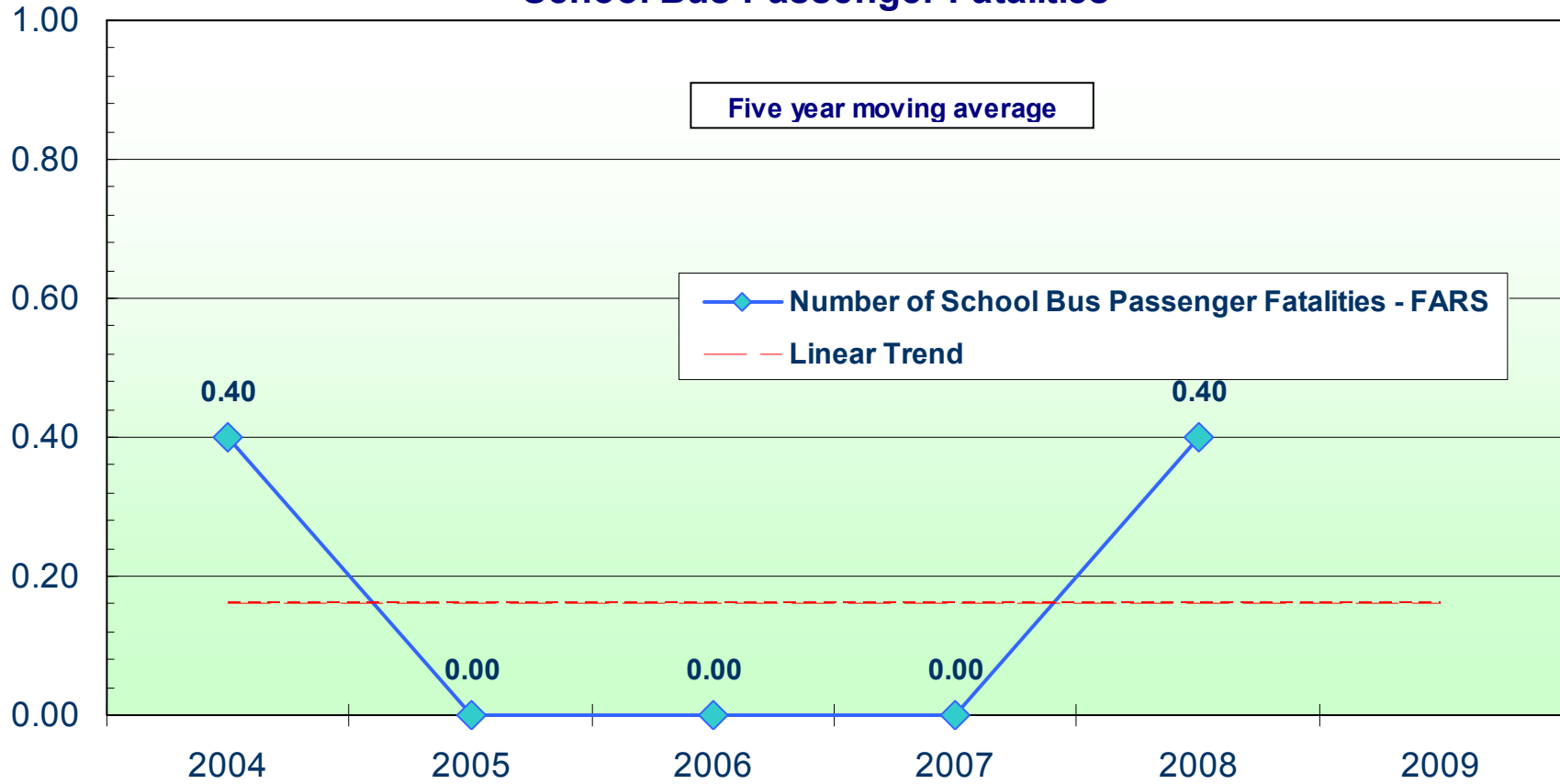
**Figure 18. Performance Measure 34  
Serious Injuries in Work Zones**



**Figure 19. Performance Measure 35  
Fatalities in Work Zones**



**Figure 20. Performance Measure 38  
School Bus Passenger Fatalities**



### STEP 3: PRIORITIZE PROGRAMS AND STRATEGIES

After analysis of most recently available crash data, and a determination of the most severe traffic safety problems in the state, the Texas traffic safety program was divided into three categories. The definition of the three categories and fund apportionment to each category is as follows:

#### Core competencies

These are programs which have the most direct impact on the number of traffic fatalities in the state. Reductions in fatalities caused by factors covered in core competencies have the greatest ability to decrease loss of life significantly in Texas. The core competencies are police traffic services (to include all types of enforcement and Police Traffic Services Support), all alcohol countermeasures, and all occupant protection measures, except public information and education. Core competency funding equates to an estimated 79.4 percent of total 402 and incentive funds divided among:

- a. 22.6 percent to enforcement activities
- b. 43.0 percent to anti-DWI activities
- c. 13.8 percent to occupant protection activities

#### Core auxiliaries

These are programs which, by themselves do little to nothing to reduce traffic fatalities, but when used in support of the core competencies have a multiplier effect, meaning the effort expended in the core competency is increased in value and effect. The core auxiliaries are public information and education and traffic records. Core auxiliary funding equates to an estimated 10.1 percent of total 402 and incentive funds divided among:

- d. 4.7 percent to public information and education
- e. 5.4 percent to traffic records

#### Contiguous competencies

These are programs that have an effect on the number of traffic fatalities in Texas, but the loss of life in these areas, and therefore the potential saving of life, is less, sometimes by a significant factor, than in the core competencies. The contiguous competencies are emergency medical services support, roadway safety, pedestrian safety, bicycle safety, Safe Communities processes, and motorcycle safety. Contiguous competencies funding equates to an estimated 7.8 percent of total 402 and incentive funds for all non-enforcement activities in the included program areas. Funding in this category is not predetermined among program areas.

#### Project Selection

Individual project selection is based on a formal review and scoring procedure. All project proposals are reviewed and scored by District traffic safety specialists and Traffic Operations Division traffic safety program managers.

Each project proposal is reviewed for content, merit and applicability to Texas' traffic safety problems as outlined in the annual traffic safety performance plan. Each proposal is scored against a pre-established set of criteria, including:

- *how well problem identification is described and defined;*
- *what type of factual historical crash documentation is provided to support the problem identification;*
- *how performance goals, action plans and proposed budgets justify and substantiate the problem identified;*
- *what type of resources or matching funds are committed; and*
- *what kind of subgrantee expertise is available to successfully complete the project proposed.*

Each project proposal is prioritized based on its criteria scores, compliance with state and federal requirements and program needs. Funding recommendations are made for those projects awarded the highest priority. Lower priority projects are either not recommended for funding or are deferred pending the availability of additional funds.

## DATA SOURCES & GLOSSARY FOR PERFORMANCE MEASURES

Performance Measure Data Sources	
<p>All crash and casualty data in this document originate from Texas police crash reports as coded in two record systems: the Fatality Analysis and Reporting System and the Texas Crash Record Information System. Differences in coding, the variables coded and definitions of those variables render direct comparisons among the data in the systems problematic. Although in most cases differences among the data in the systems are negligible and practically insignificant, for several variables, the differences are notable. This is especially true for crashes (and the casualties sustained in those crashes) that involve alcohol and/or other drugs and to a lesser extent for crashes involving specific vehicle types. The definitions offered in the glossary are provided both to assist in clarifying those differences and to improve the precision of statements about the crash and casualty experience in Texas.</p>	
Fatality Analysis and Reporting System (FARS)	All FARS data in the HSPP through 2008 are from final FARS data sets. FARS crash and fatality data for periods after 2008 are not final and, therefore, are subject to change.
Texas Crash Record Information System (CRIS)	CRIS, operated by TxDOT, is the replacement for the legacy system (Texas Accident File).

Performance Measure Glossary	
Term	Definition
<p><b>Alcohol-Related Crashes (or Casualties)</b></p> <p><i>Used for Performance Measures: 8 (FARS new definition, BAC ≥ .08)</i></p>	<p>FARS “New Definition” based on the highest BAC of involved drivers and motorcycle riders (operators) only: Crashes (or fatalities) in which at least one driver or motorcycle operator had a BAC ≥ .08 g/dL. (Also referred to as “Alcohol-impaired driving crashes/casualties).</p> <p>All FARS-based alcohol-related data reported in the HSPP include those crashes in which at least one driver had a <u>known</u> BAC test result and those for which alcohol involvement has been estimated when alcohol test results are unknown, i.e., alcohol involvement based on NHTSA’s multiple imputation procedures.</p>
<p><b>DUI-Related Crashes (or Casualties) - Alcohol or Other Drugs</b></p> <p><i>Used for Performance Measure: 9</i></p>	<p>CRIS: A BAC result &gt;0.00 g/dL or a positive substance test result was indicated for at least one driver, or "had been drinking," "under the influence of alcohol," "under the influence - drug" or "taking medication" was identified as a contributing factor</p>
<p><b>Intersection and Intersection-Related Crashes</b></p> <p><i>Used for Performance Measure: 24</i></p>	<p>CRIS: A crash in which the first harmful event occurred on an approach to or exit from an intersection and resulted from an activity, behavior or control related to the movement of traffic units through the intersection. CRIS Codes: INTRST_RELAT_ID = 1 - Intersection, or 2 - Intersection Related.</p>

<b>Performance Measure Glossary</b>	
<i>Term</i>	<i>Definition</i>
<p><b>Large Truck-Involved Crashes (or Fatalities)</b> <i>Used for Performance Measures: 25 &amp; 26</i></p>	<p>CRIS: All crashes Involving at least one vehicle with a vehicle body type of "Semi-Trailer" or "Truck-Tractor." CRIS Codes: VEH_TYPE_ID = 6 - Semi-Trailer, or 24 - Truck-Tractor).</p>
<p><b>Motor Vehicle-Related Bicycle Fatalities</b> <i>Used for Performance Measures: 23</i></p>	<p>CRIS: A death of a pedalcyclist resulting from a crash involving a motor vehicle. Bicyclist deaths and injuries unrelated to motor vehicle crashes are not included. CRIS Codes: PERSN_TYPE_ID = 7 – Pedalcyclist.</p>
<p><b>Motor Vehicle-Related Pedestrian Fatalities</b> <i>Used for Performance Measure: 22</i></p>	<p>FARS: All deaths of pedestrians resulting from a crash involving a motor vehicle.</p>
<p><b>Motorcyclist Fatalities</b> <i>Used for Performance Measures: 14 &amp; 15</i></p>	<p>FARS: Data categorized as motorcyclist fatalities include fatalities to operators and passengers of vehicles identified in FARS as a: motorcycle, moped (motorized bicycle), three-wheel motorcycle or moped - not all-terrain vehicle, off-road motorcycle (2-wheel), other motored cycle type (minibikes, motorscooters), or unknown motored cycle type.</p>
<p><b>Railroad Grade Crossing Crashes</b> <i>Used for Performance Measure: 33</i></p>	<p>CRIS: Crashes at at-grade railroad/highway crossings, whether or not a train was involved – not limited to collisions with trains. CRIS Codes: CRASH RAILROAD RELATED FLAG ID = Y, or HARM_EVNT = 3 - RR Train, or Physical Feature = 17, or OBJECT STRUCK = 10 - Hit Train Moving Forward), or 11 - Hit Train Backing), or 12 - Hit Train Standing Still, or 13 - Hit Train-Action Unknown, or 24 - Hit Railroad Signal Pole or Post, or 25 - Hit Railroad Crossing Gates.</p>
<p><b>School Bus Passenger Fatalities</b> <i>Used for Performance Measure: 38</i></p>	<p>FARS: All fatalities to passengers of school buses. Included are vehicles identified in FARS as "School Buses" and other vehicles used as School Buses (e.g., vans). Note: Data provided are five year moving averages.</p>



<b>Performance Measure Glossary</b>	
<i>Term</i>	<i>Definition</i>
<p><b>Severity of crash/Severity of injury</b></p> <p><i>Used for Performance Measures: All with crash or casualty severity classifications</i></p>	<p>FARS &amp; CRIS: Crashes are coded in accordance with the highest degree of injury suffered in the crash, where:</p> <p>Incapacitating injury (A) - not able to walk, drive, etc.</p> <p>Non-incapacitating injury (B) - bump on head, abrasions, minor lacerations, etc.</p> <p>Possible injury (C) – e.g., limping, complaint of pain</p> <p>Fatal injury (F or K) - a death resulting from a crash that occurs within 30 days of the crash</p> <p>Non-injury (N or Property Damage Only- PDO).</p> <p>“Serious” crashes or injuries are all crashes (casualties) in which the highest level of injury sustained was at least one incapacitating injury (A), plus all crashes in which the highest level of injury sustained was at least one non-incapacitating injury (B).</p>
<p><b>Speeding-Related Crashes (Casualties)</b></p> <p><i>Used for Performance Measure: 28</i></p>	<p>FARS: Crashes in which at least one driver was driving too fast for conditions or in excess of the posted maximum limit.</p>
<p><b>Texas Population</b></p>	<p>FARS: Population-based crash and casualty rates use Texas population estimates derived from FHWA's Highway Statistics and/or US Census Estimates for the relevant year.</p> <p>CRIS: Texas population data used for calculating population-based crash and casualty rates were obtained from the Texas State Data Center and Office of the State Demographer. Population-based crash and casualty rates through CY 2008 are based on Texas State Data Center population <u>estimates</u>. Population-based rates for 2009 and later use population <u>projections</u>. Projections are based on the “One-Half 1990-2000 Migration (0.5) Scenario.” Technical information can be found on-line at: <a href="http://txsdc.utsa.edu/tpepp/">http://txsdc.utsa.edu/tpepp/</a>.</p>
<p><b>Vehicle Miles Traveled (VMT)</b></p> <p><i>Used for Performance Measures: 1 (FARS &amp; CRIS), 2 &amp; 3 FARS)</i></p>	<p>FARS: All annual VMT-based crash and casualty rates, expressed in 100M VMT (100 million vehicles miles traveled, using FARS crash and casualty data are derived from FHWA’s Highway Statistics for the relevant year.</p> <p>CRIS: All annual VMT estimates used in this document are derived from TXDOT’s Transportation Planning and Programming Division’s (TPP) estimates of daily vehicle miles traveled. These estimates include all vehicle miles on all roadways in Texas. Total VMT includes VMT on state, city and county-maintained roads. All mileage-based crash and casualty rates based on CRIS data use TPP VMT</p>

<b>Performance Measure Glossary</b>	
<i>Term</i>	<i>Definition</i>
	estimates as the denominator.
<p><b>Work Zone Injuries and Fatalities</b></p> <p><i>Used for Performance Measures: 34 &amp; 35</i></p>	<p>CRIS: Fatalities and serious injuries in crashes occurring in a Work Zone whether or not construction related. CRIS codes: CRASH ROAD CONSTRUCTION ZONE FLAG_ID = Y, or CRASH ROAD CONSTRUCTION ZONE WORKER FLAG_ID = Y, or OTHR_FACTR = 49 - Construction Zone - Not Construction Related), or 50 - Construction Zone - Construction Related, or 51 - Other Maintenance Area - Not Construction Related, or 52 - Other Maintenance Area - Construction Related.</p>

***Section Three***  
**HIGHWAY SAFETY PLAN**

**THIS PAGE INTENTIONALLY LEFT BLANK**

# Planning and Administration

PA - 01

## Goals

- To provide effective and efficient management of the Texas Traffic Safety Program

## Objectives

- No current quantifiable performance measures or objectives

## Strategies

- Conduct periodic project monitoring and evaluation of traffic safety activities
- Ensure availability of program and project management training
- Maintain coordination of traffic safety efforts and provide technical assistance
- Perform accurate accounting and efficient reimbursement processing
- Provide procedures and training on highway safety planning and project development
- Provide training and assistance for local and statewide traffic safety problem identification
- Provide training and assistance for local and statewide traffic safety problem identification, planning and project development
- Review and update program procedures as needed

## Project Descriptions

Task: <b>Evaluation</b>	<i>Planning and Administration PA - 01</i>
-------------------------	--

<i>Project #</i>	<i>Division</i>	<i>Organization Name</i>
2011-TTI-G-1YG-0057	TRF-TS	Texas Transportation Institute

*Title / Desc.* **Technical Support and Data Analysis for Traffic Safety**

*Technical assistance is provided to the Traffic Safety Section for compilation, analysis and presentation of traffic safety-related data, program planning and preparation of NHTSA and other reports.*

*Objectives*

- Provide 4 responses to special requests for data compilations, analyses and graphics by 9/30/2011
- Provide 6 responses to requests for technical assistance for development of NHTSA-required Reports by 9/30/2011
- Provide 1 compilation of annual Texas crash and casualty data to the Traffic Safety Section by 9/30/2011

*Budget:*

<i># Projects</i>	<i>Fund</i>	<i>Source</i>	<i>Federal Funding</i>	<i>State Funding</i>	<i>Program Income</i>	<i>Local Match</i>	<i>Project Total</i>
1	402	PA	\$70,907.30	\$0.00	\$0.00	\$7,952.26	<b>\$78,859.56</b>

Task: <b>Program Management</b>	Planning and Administration PA - 01
---------------------------------	-------------------------------------

Project # TRF-TS eGrants Development Division TRF-TS Organization Name Agate Software, Inc.

**Title / Desc. eGrants Software Enhancement and Support Services**

Provide software development services for the continued enhancement and support of the TxDOT Traffic Safety Electronic Grants Management System (eGrants) using Agate's IntelliGrants COTS product

**Objectives**

- Provide 1 software development services for the continued enhancement and support of the TxDOT Traffic Safety Electronic Grants Management System (eGrants)

**Budget:**

# Projects	Fund	Source	Federal Funding	State Funding	Program Income	Local Match	Project Total
1	402	PA	\$75,000.00	\$50,000.00	\$0.00	\$0.00	<b>\$125,000.00</b>

Project # TRF-TS Staff Development Division TRF-TS Organization Name Texas Department of Transportation

**Title / Desc. Staff Development**

Conduct an multi-day in-service training for TxDOT Traffic Safety staff.

**Budget:**

# Projects	Fund	Source	Federal Funding	State Funding	Program Income	Local Match	Project Total
1	406	K4PA	\$46,981.00	\$0.00	\$0.00	\$0.00	<b>\$46,981.00</b>

Project # TRF-TS eGrants Project Management Division TRF-TS Organization Name Texas Department of Transportation

**Title / Desc. eGrants Project Management Services**

Provide project management services for the continued enhancement and support of the TxDOT Traffic Safety Electronic Grants Management System (eGrants)

**Objectives**

- Provide 1 project management services for the continued enhancement and support of the TxDOT Traffic Safety Electronic Grants Management System (eGrants)

**Budget:**

# Projects	Fund	Source	Federal Funding	State Funding	Program Income	Local Match	Project Total
1	402	PA	\$0.00	\$50,000.00	\$0.00	\$0.00	<b>\$50,000.00</b>

Project # TRF-TS eGrants Business Analysis Division TRF-TS Organization Name Texas Department of Transportation

**Title / Desc. eGrants Business Analysis Services**

Provide business analysis services for the continued enhancement and support of the TxDOT Traffic Safety Electronic Grants Management System (eGrants)

**Objectives**

- Provide 1 business analysis services for the continued enhancement and support of the TxDOT Traffic Safety Electronic Grants Management System (eGrants)

**Budget:**

# Projects	Fund	Source	Federal Funding	State Funding	Program Income	Local Match	Project Total
1	402	PA	\$247,520.00	\$0.00	\$0.00	\$0.00	<b>\$247,520.00</b>

Task: <b>Program Management</b>	Planning and Administration PA - 01
---------------------------------	-------------------------------------

<i>Project #</i>	<i>Division</i>	<i>Organization Name</i>
TRF-TS Traffic Safety Program	TRF-TS	Texas Department of Transportation

**Title / Desc. TRF-TS Traffic Safety Program Operations**

*Conduct and manage the Texas Traffic Safety Program in order to identify traffic safety problem areas and implement programs to reduce the number and severity of traffic-related crashes, injuries, and fatalities.*

**Budget:**

# Projects	Fund	Source	Federal Funding	State Funding	Program Income	Local Match	Project Total
1	402	PA	\$0.00	\$1,953,048.00	\$0.00	\$0.00	<b>\$1,953,048.00</b>

<i>Project #</i>	<i>Division</i>	<i>Organization Name</i>
2011-TTI-G-1YG-0058	TRF-TS	Texas Transportation Institute

**Title / Desc. Planning and Implementation of Statewide Traffic Safety Conferences**

*TTI will plan and conduct a third Statewide Traffic Safety Conference. This project provides support for planning and implementing that conference.*

**Objectives**

- Conduct 1 Statewide Traffic Safety Conference by 9/30/2011
- Coordinate 1 planning for a third statewide traffic safety conference by 9/30/2011

**Budget:**

# Projects	Fund	Source	Federal Funding	State Funding	Program Income	Local Match	Project Total
1	402	PA	\$61,904.14	\$0.00	\$0.00	\$6,914.50	<b>\$68,818.64</b>

**Planning and Administration**

**FY 2011  
Budget Module: PA - 01**

Program Area	# Proj	Total	FEDERAL						STATE			Fed. 402 to Local	
			402	405	406	408	410	2010	2011	STATE	INCOME		LOCAL
Program Management	6	\$2,491,367.64	\$384,424.14		\$46,981.00					\$2,053,048.00		\$6,914.50	
Enforcement	0												
Evaluation	1	\$78,859.56	\$70,907.30									\$7,952.26	
Public Information & Education	0												
Training	0												
<b>TOTALS:</b>	<b>7</b>	<b>\$2,570,227.20</b>	<b>\$455,331.44</b>		<b>\$46,981.00</b>					<b>\$2,053,048.00</b>		<b>\$14,866.76</b>	

--



## Alcohol and Other Drug Counter Measures

AL - 02

### Goals

- To reduce the number of alcohol impaired and driving under the influence of alcohol and other drug-related crashes, injuries, and fatalities
- To reduce the number of DUI-related crashes where the driver is under age 21

### Objectives

- The number of DUI-related (alcohol or other drugs) KAB crashes to not exceed 8,400 (CRIS)
- Reduce the number of Fatalities involving a driver or motorcycle operator with a BAC of .08+ or above from 1,269 (2008 FARS) to 1,250 (FARS)
- Reduce the number of 16-20 year old DUI drivers (alcohol or other drugs) in KAB crashes per 100,000 16-20 year-olds from 55.48 percent (2008 CRIS) to 55.45 percent (CRIS)
- Track the number of Impaired-driving arrests made during grant-funded enforcement activities

### Strategies

- Develop a DWI and minor in possession tracking system
- Develop innovative ways and programs to combat underage drinking and driving
- Expand "EI Protector" and keep concentration on alcohol
- Improve adjudication of DWI cases through improved training for judges, administrative license revocation judges, and prosecutors, and improved support materials for judges and prosecutors
- Improve and increase training for law enforcement officers
- Improve anti-DWI public information and education campaigns
- Improve BAC testing and reporting to the State's crash records information system
- Improve DWI processing procedures
- Improve education programs on alcohol and driving for youth
- Increase enforcement of driving under the influence by minors laws
- Increase enforcement of DWI laws
- Increase intervention efforts
- Increase public information and education, concentrating on youth age 5-13 and 14-20, including parent education on drinking and driving
- Increase the number of law enforcement task forces and coordinated enforcement campaigns
- Increase training for anti-DWI advocates

### Project Descriptions

Task: <b>Enforcement</b>	Alcohol and Other Drug Counter Measures AL - 02
--------------------------	---

Project # 2011-BrazosCA-G-MYG-Yr3-0228 District BRY Organization Name Brazos County Attorney's Office

Title / Desc. **Brazos County Comprehensive Underage Drinking Program**  
Regional Underage Drinking Task Force

Objectives

- Develop 1 Inter-agency task force with a minimum of nine (9) law enforcement agencies by 9/30/2011
- Conduct 34 Administrative investigations of establishments that sell or serve alcohol to a minor by 9/30/2011
- Conduct 60 Minor sting activities targeting those who provide alcohol to minors by 9/30/2011
- Complete 30 Investigations and criminal cases on persons who make alcohol available to a minor by 9/30/2011
- Complete 160 Investigations and cases on minors who possess alcohol by 9/30/2011
- Conduct 38 Criminal investigations of licensed establishments that sell or serve alcohol to minors by 9/30/2011
- Conduct 2 P,I,& E activities by 9/30/2011
- Expand 1 Teen advisory council to an additional high school in region by 9/30/2011
- Complete 12 Investigations and criminal cases on persons who possess fictitious or altered identification by 9/30/2011
- Conduct 6 (6) six criminal cases of Driving Under the Influence by Minor by 9/30/2011

Budget:

# Projects	Fund	Source	Federal Funding	State Funding	Program Income	Local Match	Project Total
1	410	K8	\$61,601.04	\$0.00	\$0.00	\$53,864.20	<b>\$115,465.24</b>

Project # 2011-CollinDA-G-MYG-Yr2-0182 District DAL Organization Name Collin County - District Attorney's Office

Title / Desc. **DWI No-Refusal Mandatory Blood Draw Program**

To provide funding for nurses to assist county law-enforcement in DWI enforcement by providing the ability to perform blood draws upon a blood/breath test refusal by a DWI suspect.

Objectives

- Increase the conviction rate of individuals suspected of DWI that refuse voluntary breath or blood tests from 70% to 90% by 9/30/2011
- Decrease the number of DWI cases submitted to the District Attorney's Office from 2461 to 2337 by 9/30/2011
- Decrease the number of jury trials held in Collin County for the offense of DWI from 169 to 110 by 9/30/2011
- Decrease the number of alcohol related crashes in Collin County from 562 to 534 by 9/30/2011
- Decrease the number of DWI jury trials in which police officers are required to testify in court from 100% to 70% by 9/30/2011
- Increase the number of public awareness events detailing the No-Refusal Campaign from 2 to 12 by 9/30/2011

Budget:

# Projects	Fund	Source	Federal Funding	State Funding	Program Income	Local Match	Project Total
1	410	K8FR	\$75,046.50	\$0.00	\$0.00	\$15,416.68	<b>\$90,463.18</b>

Task: <b>Enforcement</b>	Alcohol and Other Drug Counter Measures AL - 02
--------------------------	---

Project # 2011-HarrisDA-G-3YG-0026 District HOU Organization Name Harris County District Attorney

**Title / Desc. Search Warrants Stop Impaired Drivers: Harris County District Attorney's Office's No Refusal Program**

To greatly expand and improve No Refusal by operating the program an additional 41 weekends. No Refusal would then operate every weekend of the year.

**Objectives**

- Distribute 12 Press Releases about No Refusal Weekends by 9/30/2011
- Provide 500 Blood Search Warrants to arresting DWI officers by 9/30/2011
- Coordinate 41 Weekends of No Refusal by 9/30/2011
- Collect 12 Data sets obtained pursuant to blood search warrants by 9/30/2011

**Budget:**

# Projects	Fund	Source	Federal Funding	State Funding	Program Income	Local Match	Project Total
1	410	K8FR	\$229,415.78	\$0.00	\$0.00	\$25,490.65	<b>\$254,906.43</b>

Project # 2011-MCDAO-G-1YG-0009 District HOU Organization Name Montgomery County District Attorney's Office

**Title / Desc. Search Warrants Stop Drunk Drivers**

To provide prosecutors, nurses, and equipment in a central location to draft blood search warrants and obtain blood samples from all DWI suspects arrested by police agencies in the area.

**Objectives**

- Implement 56 No Refusal nights from the current 15, an increase of 41 additional no refusal nights by 9/30/2011
- Implement 20 training programs for hospitals and first responders on DWI and privacy laws by 9/30/2011
- Conduct 12 publicity campaigns to educate the public, the media, and police groups by 9/30/2011
- Evaluate 56 No Refusal nights for effectiveness in targeting legally intoxicated drivers by 9/30/2011
- Provide 12 reporting activities to TXDOT to evaluate the effectiveness of No Refusal Nights by 9/30/2011
- Conduct 10 No Refusal DWI training programs for Local Schools and Public Organizations by 9/30/2011

**Budget:**

# Projects	Fund	Source	Federal Funding	State Funding	Program Income	Local Match	Project Total
1	410	K8FR	\$98,350.00	\$0.00	\$0.00	\$50,775.00	<b>\$149,125.00</b>

Project # TRF-TS IDM Incentives Division TRF-TS Organization Name Texas Department of Transportation

**Title / Desc. Impaired Driving Mobilization Incentives STEP Grant Program**

Coordinate and conduct an IDM Incentive Project during the Labor Day Crackdown. The Incentive Project will recruit law enforcement agencies to volunteer their enforcement and earned media efforts during the mobilization. TxDOT is planning on distributing fifteen (15) \$4,000 awards through a random drawing process to law enforcement agencies that meet eligibility requirements. Winning agencies will be eligible for reimbursement up to \$4000 for traffic safety related equipment and/or training

**Budget:**

# Projects	Fund	Source	Federal Funding	State Funding	Program Income	Local Match	Project Total
15	402	AL	\$60,000.00	\$0.00	\$0.00	\$0.00	<b>\$60,000.00</b>

Task: **Enforcement** Alcohol and Other Drug Counter Measures AL - 02

Project # Division Organization Name  
 TRF-TS IDM STEP TRF-TS Texas Department of Transportation

Title / Desc. **Impaired Driving Mobilization STEP Grant Program**

*Coordinate and conduct quarterly mobilizations consisting of increased DWI enforcement and earned media activities.*

Objectives

- Conduct a Christmas/New Years Mobilization (1st Qtr: December 21, 2010 - January 1, 2011) by 9/30/2011
- Conduct a Spring Break Mobilization (2nd Qtr: March 12-20, 2011) by 9/30/2011
- Conduct a Independence Day Mobilization (3rd Qtr: June 27-30, 2011; 4th Qtr: July 1-6, 2011) by 9/30/2011
- Participate in the 2011 National Labor Day Impaired "Driving Crackdown" Mobilization(4th Qtr: August 19 - September 5, 2011) by 9/30/2011

Budget:

# Projects	Fund	Source	Federal Funding	State Funding	Program Income	Local Match	Project Total
70	410	K8HV	\$3,500,000.00	\$0.00	\$0.00	\$5,225,000.00	<b>\$8,725,000.00</b>

Task: **Evaluation** Alcohol and Other Drug Counter Measures AL - 02

Project # Division Organization Name  
 TRF-TS -Alcohol Program Assessment TRF-TS Texas Department of Transportation

Title / Desc. **Alcohol Assessment**

*Conduct a NHTSA supported Alcohol Program Area Assessment.*

Budget:

# Projects	Fund	Source	Federal Funding	State Funding	Program Income	Local Match	Project Total
1	410	K8	\$35,000.00	\$0.00	\$0.00	\$0.00	<b>\$35,000.00</b>

Project # Division Organization Name  
 2011-TTI-G-MYG-Yr2-0043 TRF-TS Texas Transportation Institute

Title / Desc. **Rural and Urban Issues Related to the Breath Alcohol Ignition Interlock Device**

*This project will assess the differences of rural county and urban county monitoring and sanctions of DWI offenders that have an ignition interlock device on their vehicle and violate its terms.*

Objectives

- Identify 4 counties to be involved in the project by 12/31/2010
- Collect 200 compliance reports from ignition interlock device companies by 2/28/2011
- Analyze 200 compliance reports to determine technical violations by 3/30/2011
- Conduct 5 meetings with entities whose members have responsibility for monitoring DWI offenders by 7/30/2011
- Provide 1 written report of the project findings by 9/30/2011
- Conduct 4 meetings with rural and urban county representatives regarding monitoring and technical violations by 6/30/2011

Budget:

# Projects	Fund	Source	Federal Funding	State Funding	Program Income	Local Match	Project Total
1	410	K8	\$103,826.22	\$0.00	\$0.00	\$11,588.44	<b>\$115,414.66</b>

Task: <b>Program Management</b>	Alcohol and Other Drug Counter Measures AL - 02
---------------------------------	---

<i>Project #</i> 2011-TTI-G-MYG-Yr2-0185	<i>District</i> BRY	<i>Organization Name</i> Texas Transportation Institute
---	------------------------	--

**Title / Desc. Brazos Valley Impaired Driving Working Group**

*This project will conduct an assessment of impaired driving issues in the Brazos Valley with special emphasis on underage and develop/deploy the resulting strategic plan to reduce impaired driving.*

*Objectives*

- Create 3 & distribute educational materials for distribution within the county related to the working group by 9/30/2011
- Revise 1 strategic planning tool to reflect the progress of the working group & plan activities by 9/30/2011
- Maintain 1 Brazos Valley Impaired Driving Working Group by 9/30/2011
- Provide 10 technical assistance and support to the working group by 9/30/2011
- Coordinate 5 meetings and activities for the Brazos Valley Impaired Driving Working Group by 9/30/2011

*Budget:*

<i># Projects</i>	<i>Fund</i>	<i>Source</i>	<i>Federal Funding</i>	<i>State Funding</i>	<i>Program Income</i>	<i>Local Match</i>	<i>Project Total</i>
1	410	K8	\$52,975.48	\$0.00	\$0.00	\$5,914.50	<b>\$58,889.98</b>

<i>Project #</i> 2011-TTI-G-MYG-Yr3-0224	<i>Division</i> TRF-TS	<i>Organization Name</i> Texas Transportation Institute
---	---------------------------	--

**Title / Desc. Technical Assistance & Working Group Facilitation for the Alcohol and Other Countermeasures Program**

*Increase enforcement of DWI laws*

*Objectives*

- Conduct 2 impaired driving working group subcommittee meetings by 9/30/2011
- Conduct 1 Alcohol Program Partner's Meeting and one impaired driving working group meeting by 9/30/2011
- Assist 1 multi-disciplinary, statewide impaired driving working group by 9/30/2011
- Revise 1 Texas SFST Update curriculum to reflect any changes adopted by NHTSA by 9/30/2011
- Revise 1 internal NHTSA State Alcohol Self-Assessment document and submit it by 9/30/2011
- Provide 10 tech. asst. activities to the Alcohol & Other Drug Countermeasures/Youth Alcohol Program initiatives by 9/30/2011

*Budget:*

<i># Projects</i>	<i>Fund</i>	<i>Source</i>	<i>Federal Funding</i>	<i>State Funding</i>	<i>Program Income</i>	<i>Local Match</i>	<i>Project Total</i>
1	410	K8	\$40,873.51	\$0.00	\$0.00	\$4,586.18	<b>\$45,459.69</b>

Task: <b>Public Information Campaigns</b>	<i>Alcohol and Other Drug Counter Measures AL - 02</i>
---	--

<i>Project #</i> 2011-Hillcres-G-1YG-0030	<i>Division</i> TRF-TS	<i>Organization Name</i> Hillcrest Baptist Medical Center-Hillcrest
--	---------------------------	--

*Title / Desc.* **TeenSafe**

*TeenSafe is a prevention outreach program whose mission is to promote education, responsibility & empowerment concerning traffic safety for preteens, teens, parents, schools & the community.*

*Objectives*

- Maintain 1 Database relating to pre-teens and teens in the grant service area by 9/30/2011
- Distribute 10000 Traffic safety educational packets in the grant service area and contiguous counties by 9/30/2011
- Attend 1 TxDOT Alcohol Partners meeting by 9/30/2011
- Maintain 35 Youth traffic safety educational display areas within the grant service area by 9/30/2011
- Maintain 1 TeenSafe Facebook page/application by 9/30/2011
- Conduct 4 Prom Safety Essay and PSA Contests throughout the service area by 9/30/2011
- Conduct 1 Summer Safety Campaign addressing alcohol awareness and traffic safety in the grant service area by 9/30/2011
- Attend 15 Community health fairs and events throughout the grant service area by 9/30/2011
- Conduct 20 Experiential education programs/presentations addressing alcohol and traffic safety by 9/30/2011
- Assist 6 Events within 3 or more contiguous counties of the grant service area by 9/30/2011
- Maintain 1 Coalition on youth substance abuse, drinking and driving and traffic safety by 9/30/2011
- Conduct 50 Youth programs/presentations on dangers of drinking and driving and traffic safety by 9/30/2011
- Conduct 6 Parent/caregiver education presentations on the dangers and consequences of drinking and driving by 9/30/2011
- Conduct 64 Programs and presentations using technical simulations by 9/30/2011
- Conduct 12 Traffic safety programs/presentations targeting ages 5 - 19 by 9/30/2011
- Distribute 4 TeenSafe Times Newsletters throughout the grant service area by 9/30/2011

*Budget:*

<i># Projects</i>	<i>Fund</i>	<i>Source</i>	<i>Federal Funding</i>	<i>State Funding</i>	<i>Program Income</i>	<i>Local Match</i>	<i>Project Total</i>
1	402	AL	\$228,000.50	\$0.00	\$0.00	\$123,201.70	<b>\$351,202.20</b>

<b>Task: Public Information Campaigns</b>	<i>Alcohol and Other Drug Counter Measures AL - 02</i>
---	--

<i>Project #</i> 2011-MADD-G-1YG-0129	<i>Division</i> TRF-TS	<i>Organization Name</i> Mothers Against Drunk Driving, National Office
--	---------------------------	--

**Title / Desc. TAKE THE WHEEL in Dallas, Travis, Cameron and Hidalgo Counties.**

*Increase awareness and reduce alcohol related traffic fatalities in Dallas, Travis, Cameron and Hidalgo Counties in collaboration with law enforcement, the criminal justice system and the citizens.*

**Objectives**

- Conduct 6 media events to engage and support existing community events by 8/31/2011
- Conduct 3 Law Enforcement Recognition and Awards Events in Dallas, Travis, Hidalgo and Cameron Counties by 7/31/2011
- Coordinate 6 Judiciary and Service Agencies meetings in Dallas, Travis, Hidalgo and Cameron Counties by 8/31/2011
- Conduct 120 Roll Call Briefings with law enforcement agencies by 9/30/2011
- Attend 12 coalition meeting to discuss drunk driving issues by 9/30/2011
- Implement 2160 monitoring of DWI/DUI cases in the courts by court monitoring volunteers and staff by 9/30/2011
- Train 30 Volunteers to serve as court monitors by 6/30/2011
- Conduct 12 Speakers Bureau Training for Volunteers by 8/31/2011

**Budget:**

# Projects	Fund	Source	Federal Funding	State Funding	Program Income	Local Match	Project Total
1	410	K8FR	\$799,150.00	\$0.00	\$0.00	\$210,000.00	<b>\$1,009,150.00</b>

<i>Project #</i> 2011-MADD-G-1YG-0020	<i>District</i> HOU	<i>Organization Name</i> Mothers Against Drunk Driving, National Office
--	------------------------	--

**Title / Desc. TAKE THE WHEEL in Harris and Montgomery Counties.**

*Increase awareness and reduce alcohol related traffic fatalities in Harris and Montgomery Counties in collaboration with law enforcement, the criminal justice system and the citizens.*

**Objectives**

- Conduct 60 Roll Call Briefings with law enforcement agencies by 9/30/2011
- Conduct 2 Media events to increase awareness of the problems associated with drunk driving by 9/30/2011
- Conduct 1 Law Enforcement Recognition and Awards Event by 8/31/2011
- Identify 30 Potential volunteers for training as court monitors by 5/31/2011
- Train 20 Volunteers to serve as court monitors by 6/30/2011
- Conduct 4 Speakers Bureau Training by 8/31/2011
- Implement 1440 Monitoring of DUI cases in the courts by court monitoring volunteers and staff by 9/30/2011
- Attend 14 Coalition and TASK FORCE meetings in Harris and Montgomery Counties by 9/30/2011
- Coordinate 2 Judiciary and Service Agencies to meet and discuss drunk driving cases by 9/30/2011

**Budget:**

# Projects	Fund	Source	Federal Funding	State Funding	Program Income	Local Match	Project Total
1	410	K8FR	\$274,076.10	\$0.00	\$0.00	\$175,649.00	<b>\$449,725.10</b>

Task: **Public Information Campaigns**

Alcohol and Other Drug Counter Measures AL - 02

*Project #* 2011-SMAM-G-3YG-0030 *Division* TRF-TS *Organization Name* Sherry Matthews Advocacy Marketing

**Title / Desc. "Who's Driving Tonight?" Integrated DWI-Prevention Public Education Campaign**

*This public education campaign uses paid media and outreach events to target young adults and college students to promote the importance of finding a sober ride home if they've been drinking.*

*Objectives*

- Conduct 1 Fall paid media campaign/outreach program by 9/30/2011
- Conduct 1 Spring outdoor paid media campaign by 5/31/2011
- Implement 1 Digital social media strategy by 9/30/2011
- Produce 1500 Peer-to-peer educational kits by 8/15/2011
- Produce 25 Event-in-a-box kits by 2/28/2011

*Budget:*

<i># Projects</i>	<i>Fund</i>	<i>Source</i>	<i>Federal Funding</i>	<i>State Funding</i>	<i>Program Income</i>	<i>Local Match</i>	<i>Project Total</i>
1	410	K8PM	\$400,000.00	\$0.00	\$0.00	\$179,710.00	<b>\$579,710.00</b>

*Project #* 2011-SMAM-G-3YG-0025 *Division* TRF-TS *Organization Name* Sherry Matthews Advocacy Marketing

**Title / Desc. On the Road in Texas, Street Smarts, Outdoor and Online Earned Media Program**

*TxDOT's radio, TV, outdoor and online media programs provide year 'round statewide traffic safety messages and also generate earned media to meet federal match requirements.*

*Objectives*

- Update 1 On the Road in Texas radio features program by 12/15/2010
- Produce 10 English or Spanish On the Road in Texas radio news features by 9/30/2011
- Produce 25 Street Smarts 30-second radio news features by 9/30/2011
- Distribute 12 Monthly sets of On the Road in Texas radio features by 9/30/2011
- Increase Number of stations airing On the Road in Texas & Street Smarts radio features from 265 to 275 by 9/30/2011
- Increase Number of stations airing Street Smarts TV news features from 28 to 30 by 9/30/2011
- Produce 25 Street Smarts 60-second TV news features by 8/31/2011
- Distribute 12 Monthly sets of Street Smarts radio features by 9/30/2011
- Enroll 35 Media vendors in online news features program by 9/30/2011
- Create 1 Website as 'content depot' for media partners by 9/30/2011
- Distribute 6 Sets of Street Smarts TV features by 9/30/2011
- Produce 10 Billboard vinyls for PSA placement by 9/30/2011
- Maintain 1 Free outdoor program by 9/30/2011
- Produce 4 Reports documenting earned media program by 9/30/2011
- Maintain 1 Texasdriversquiz.org website by 9/30/2011

*Budget:*

<i># Projects</i>	<i>Fund</i>	<i>Source</i>	<i>Federal Funding</i>	<i>State Funding</i>	<i>Program Income</i>	<i>Local Match</i>	<i>Project Total</i>
1	402	AL	\$608,403.00	\$0.00	\$0.00	\$633,236.00	<b>\$1,241,639.00</b>



Task: <b>Public Information Campaigns</b>	Alcohol and Other Drug Counter Measures AL - 02
---	---

<i>Project #</i> 2011-SMAM-G-3YG-0029	<i>Division</i> TRF-TS	<i>Organization Name</i> Sherry Matthews Advocacy Marketing
--	---------------------------	--

**Title / Desc. DWI-Prevention Public Information & Education Campaign**

*This 4-part year 'round DWI-prevention public education campaign encourages those who drink alcohol to designate a sober driver, call a cab or find a sober ride home.*

**Objectives**

- Produce 1 Interactive campaign resource kit by 9/30/2011
- Distribute 6000 Winter holiday employer outreach mailings by 12/31/2010
- Produce 1500000 Point-of-sale coasters by 12/31/2010
- Distribute 2 Sets of materials to announce Holiday/Super Bowl campaigns by 2/15/2011
- Produce 1200 Winter holiday package/convenience store counter mats by 12/31/2010
- Produce 100000 Point-of-sale static decals by 1/31/2011
- Produce 2 Don't Drink and Drive radio PSAs by 6/30/2011
- Produce 2 Don't Drink and Drive TV PSAs by 6/30/2011
- Produce 1 'Bars to cars' creative material by 9/30/2011
- Produce 50 Mini-campaign banner-stand displays by 9/30/2011
- Distribute 2 Sets of materials to announce Independence Day/Halloween campaigns by 9/30/2011
- Conduct 2 Paid media campaigns (Halloween and Super Bowl) by 9/30/2011
- Produce 2 Don't Drink and Drive out-of-home advertising components by 9/30/2011

**Budget:**

# Projects	Fund	Source	Federal Funding	State Funding	Program Income	Local Match	Project Total
1	410	K8PM	\$1,512,859.00	\$0.00	\$0.00	\$1,577,762.00	<b>\$3,090,621.00</b>

<i>Project #</i> 2011-TABC-G-1YG-0059	<i>Division</i> TRF-TS	<i>Organization Name</i> Texas Alcoholic Beverage Commission
--	---------------------------	---

**Title / Desc. Spring Prevention II**

*The purpose of the project is to reduce underage DUI crashes & alcohol related offenses through increased prevention & enforcement efforts by educational institutes & law enforcement agencies.*

**Objectives**

- Educate 10000 Texas high school students on Zero Tolerance Laws by 9/30/2011
- Educate 2500 community members and parents on Zero Tolerance Laws by 9/30/2011
- Provide 40 \$500 mini grants to Texas High Schools for a Drinking & Driving Prevention Program by 6/30/2011
- Train 120 law enforcement officers on Party Dispersal and Source Investigations by 9/30/2011

**Budget:**

# Projects	Fund	Source	Federal Funding	State Funding	Program Income	Local Match	Project Total
1	410	K8	\$76,976.00	\$0.00	\$0.00	\$32,982.97	<b>\$109,958.97</b>

<b>Task: Public Information Campaigns</b>	<i>Alcohol and Other Drug Counter Measures AL - 02</i>
---	--

<i>Project #</i> Project Celebration	<i>Division</i> TRF-TS	<i>Organization Name</i> Texas Department of Transportation
---	---------------------------	--

*Title / Desc.* **Project Celebration**

*Project Celebration Mini-Grants are state funded grants to approximately 575 high schools to assist in sponsoring alcohol free events around prom and graduation time.*

*Objectives*

- Reduce the number of DUI-related crashes where the driver is under age 21 by 9/30/2011

*Budget:*

<i># Projects</i>	<i>Fund</i>	<i>Source</i>	<i>Federal Funding</i>	<i>State Funding</i>	<i>Program Income</i>	<i>Local Match</i>	<i>Project Total</i>
1	410	K8	\$0.00	\$200,000.00	\$0.00	\$0.00	<b>\$200,000.00</b>

<i>Project #</i> TRF-TS IDM Media - HVE	<i>Division</i> TRF-TS	<i>Organization Name</i> Texas Department of Transportation
--	---------------------------	--

*Title / Desc.* **Impaired Driving Mobilization Media Campaign**

*Federal funds will be used to conduct a paid media campaign to support the Impaired Driving Mobilization. Messages will be conveyed using outdoor, radio, television, interactive internet and print media to promote the increased enforcement effort of the campaign.*

*Objectives*

- Influence driver behavior to decrease the incidence of drinking and driving during the campaign period by 9/30/2011

*Budget:*

<i># Projects</i>	<i>Fund</i>	<i>Source</i>	<i>Federal Funding</i>	<i>State Funding</i>	<i>Program Income</i>	<i>Local Match</i>	<i>Project Total</i>
1	410	K8HV	\$4,041,177.00	\$0.00	\$0.00	\$7,041,177.00	<b>\$11,082,354.00</b>

Task: <b>Public Information Campaigns</b>	<i>Alcohol and Other Drug Counter Measures AL - 02</i>
---	--

<i>Project #</i>	<i>Division</i>	<i>Organization Name</i>
2011-TMCEC-G-MYG-Yr3-0309	TRF-TS	Texas Municipal Courts Education Center

**Title / Desc. Municipal Traffic Safety Initiative**

*To provide judicial education on traffic safety to municipal judges and court support personnel at the state, regional, and local levels.*

**Objectives**

- Update 1300 judges through an awareness (PI&E) campaign on traffic safety by 9/30/2011
- Produce 10 information pages and links for the TMCEC web site on traffic safety issues by 9/30/2011
- Identify 9 courts as award recipients for the Municipal Traffic Safety Initiative Awards by 9/30/2011
- Train 600 municipal court clerks in traffic safety courses at TMCEC regional conferences by 9/30/2011
- Train 400 municipal court clerks at locally sponsored programs by 9/30/2011
- Train 200 municipal bailiffs, warrant officers & marshals in traffic safety courses at TMCEC regional confs by 9/30/2011
- Provide 1 nationally developed traffic safety curriculum to municipal judges by 9/30/2011
- Train 150 municipal prosecutors in traffic safety courses at TMCEC regional conferences by 9/30/2011
- Train 1000 municipal judges in traffic safety courses at TMCEC regional conferences by 9/30/2011
- Coordinate 24 traffic safety exhibits at city and court-related seminars by 9/30/2011
- Conduct 1 statewide traffic safety conference for judges, court support personnel & city officials by 9/30/2011
- Produce 20 newsletter pages on traffic safety for municipal judges & court support personnel by 9/30/2011

**Budget:**

# Projects	Fund	Source	Federal Funding	State Funding	Program Income	Local Match	Project Total
1	402	AL	\$234,658.00	\$0.00	\$8,750.00	\$225,923.59	<b>\$469,331.59</b>

<i>Project #</i>	<i>Division</i>	<i>Organization Name</i>
2011-TTI-G-1YG-0046	TRF-TS	Texas Transportation Institute

**Title / Desc. DWI Arrest and Disposition Reporting: Training Video and Best Practices Newsletter**

*To improve and raise the importance of awareness of DWI arrest and disposition reporting by law enforcement, prosecuting agencies, and court clerks for inclusion into the DPS criminal history database*

**Objectives**

- Produce 1 master copy of the educational newsletter by 6/30/2011
- Produce 1 master DWI Arrest and Disposition Reporting training video by 6/30/2011
- Develop 1 set of storyboards for DWI Arrest and Disposition Reporting training video by 2/28/2011
- Distribute 100 (minimum) educational newsletters to agencies that fall below the 90% compliance rate for reporting by 8/30/2011
- Distribute 100 (minimum) training videos to agencies that fall below the 90% compliance rate for reporting by 8/30/2011

**Budget:**

# Projects	Fund	Source	Federal Funding	State Funding	Program Income	Local Match	Project Total
1	410	K8	\$41,283.24	\$0.00	\$0.00	\$13,799.26	<b>\$55,082.50</b>

Task: <b>Public Information Campaigns</b>	<i>Alcohol and Other Drug Counter Measures AL - 02</i>
---	--

*Project #* 2011-TTI-G-MYG-Yr2-0046 *Division* TRF-TS *Organization Name* Texas Transportation Institute

**Title / Desc. A Public Awareness Campaign to Educate the Public on Alcohol Impaired Drivers**

*To develop a video public service announcement that educates the public on impaired driving and reinforces what actions to take should they encounter an impaired driver on Texas roadways.*

*Objectives*

- Distribute 1 video public service announcement for dissemination over cable to the pilot community by 9/30/2011
- Utilize 1 set of storyboards developed in FY10 to aid in the production of the video public service announcement by 2/28/2011
- Produce 1 master video public service announcement to educate the public on alcohol impaired drivers by 5/30/2011
- Conduct 5 meetings in a focus group format regarding the public awareness campaign by 9/30/2011

*Budget:*

<i># Projects</i>	<i>Fund</i>	<i>Source</i>	<i>Federal Funding</i>	<i>State Funding</i>	<i>Program Income</i>	<i>Local Match</i>	<i>Project Total</i>
1	410	K8	\$72,792.03	\$0.00	\$0.00	\$8,205.82	<b>\$80,997.85</b>

*Project #* 2011-ThinkSt-G-1YG-0040 *Division* TRF-TS *Organization Name* ThinkStreet

**Title / Desc. "Llega a tu casa o a la cárcel. Tu escoges". "End up at home or end up in jail. You choose"**

*An Impaired Driving education and awareness program targeted to Latinos and their influencers.*

*Objectives*

- Conduct 2 Quantitative telephone surveys (benchmark and follow-up) to measure awareness by 9/30/2011
- Manage 12 Months of PI&E campaign efforts by 9/30/2011
- Coordinate 11 Months of grassroots outreach efforts by 9/30/2011
- Develop 1 Creative campaign with multiple elements by 11/22/2010
- Purchase 4 Paid media flights by 9/30/2011
- Implement 1 PR and Media relations effort by 11/29/2010

*Budget:*

<i># Projects</i>	<i>Fund</i>	<i>Source</i>	<i>Federal Funding</i>	<i>State Funding</i>	<i>Program Income</i>	<i>Local Match</i>	<i>Project Total</i>
1	410	K8PM	\$671,899.50	\$0.00	\$0.00	\$318,000.00	<b>\$989,899.50</b>

Task: **Public Information Campaigns** Alcohol and Other Drug Counter Measures AL - 02

Project # 2011-ThinkSt-G-1YG-0038 Division TRF-TS Organization Name ThinkStreet

Title / Desc. **Get a Weekend PASS(Person Appointed To Stay Sober): A Weekend Impaired Driving Prevention Program**

*A public awareness and prevention campaign to decrease the incidence of weekend impaired driving.*

**Objectives**

- Purchase 1 Paid media flight by 6/27/2011
- Conduct 2 Qualitative and quantitative studies by 9/12/2011
- Manage 12 Months of PI&E campaign efforts by 9/30/2011
- Manage 5 Social networking site updates by 6/27/2011
- Coordinate 8 Months of grassroots outreach efforts by 9/30/2011
- Develop 1 Creative campaign with multiple elements by 1/17/2011
- Implement 1 PR and Media relations effort by 3/28/2011

**Budget:**

# Projects	Fund	Source	Federal Funding	State Funding	Program Income	Local Match	Project Total
1	410	K8PM	\$926,047.50	\$0.00	\$0.00	\$776,200.00	<b>\$1,702,247.50</b>

Project # 2011-ThinkSt-G-MYG-Yr2-0207 Division TRF-TS Organization Name ThinkStreet

Title / Desc. **If you've been drinking on game day, pass your keys to a designated receiver.**

*Public information and education campaign to reduce game day, sports-related drinking and driving behavior.*

**Objectives**

- Implement 1 grassroots outreach strategy to support campaign initiatives by 9/30/2011
- Purchase 1 paid media schedule and solicit PSA media to support the campaign message by 9/30/2011
- Manage 1 PI&E campaign to reduce game day, sports-related drinking and driving behavior by 9/30/2011
- Develop 1 additional creative elements as needed to support the campaign by 9/30/2011
- Implement 1 public relations and media relations strategy by 9/30/2011

**Budget:**

# Projects	Fund	Source	Federal Funding	State Funding	Program Income	Local Match	Project Total
1	410	K8PM	\$1,127,392.86	\$0.00	\$0.00	\$241,706.25	<b>\$1,369,099.11</b>

Task: **Public Information Campaigns** Alcohol and Other Drug Counter Measures AL - 02

Project # District Organization Name  
 2011-Travis C-G-MYG-Yr3-0075 AUS Travis County Attorney's UDPP

Title / Desc. **Comprehensive Underage Drinking Prevention Program**

To conduct a comprehensive underage drinking prevention program through educational efforts and peer to peer interaction to reduce underage alcohol consumption and underage drinking and driving.

Objectives

- Expand 40 community events in Travis (30), Hays (5) and Williamson (5) County by 9/30/2011
- Conduct 160 Why Risk It? presentations to high school age youth in Travis (160), Hays (10) and Williamson (10) by 9/30/2011
- Conduct 280 Busted! presentations to tween through 8th grade youth in Travis (230), Hays (25) and Williamson (25) by 9/30/2011
- Conduct 1 year round public information and education (PI&E) campaign in the tri-county area by 9/30/2011
- Conduct 5 Underage Drinking Prevention Task Force meetings by 9/30/2011
- Collect 12 months of UDPP statistics in Travis, Hays and Williamson Counties by 9/30/2011

Budget:

# Projects	Fund	Source	Federal Funding	State Funding	Program Income	Local Match	Project Total
1	410	K8	\$201,338.98	\$0.00	\$0.00	\$195,219.00	<b>\$396,557.98</b>

Task: **Training** Alcohol and Other Drug Counter Measures AL - 02

Project # Division Organization Name  
 2011-NSC-G-MYG-Yr3-0007 TRF-TS National Safety Council

Title / Desc. **OUR DRIVING CONCERN -- Texas Employer Traffic Safety Program**

Outreach to employers to implement best practice programs and policies to reduce risky substance use and promote safe driving practices among employees and their families, on- and off-the-job.

Objectives

- Conduct 4 Professional Development Webcasts for Safety, Fleet, HR, Other Managers by 9/30/2011
- Educate 400 Employer Attendees at Texas Safety Conference & Expo by 4/30/2011
- Distribute 3500 Our Driving Concern E-Newsletter to Texas Employers by 9/30/2011
- Update 1 The Weekly "Texas Challenge" Multi-Media, Interactive Traffic Safety Q&As by 6/30/2011
- Manage 5500 Employer Network Mailing List Members and Links Between TxDOT Resources and Employers by 9/30/2011
- Conduct 3 Advisory Group Meetings by 9/30/2011
- Distribute 50000 Communication Pieces to "New Frontier" Employer Audience Not Previously Reached by 9/30/2011
- Evaluate 1 Annual Changes in Employer Commitment and Involvement in Best Practices Prevention by 9/30/2011

Budget:

# Projects	Fund	Source	Federal Funding	State Funding	Program Income	Local Match	Project Total
1	402	AL	\$296,510.31	\$0.00	\$0.00	\$165,951.62	<b>\$462,461.93</b>

Task: <b>Training</b>	<i>Alcohol and Other Drug Counter Measures AL - 02</i>
-----------------------	--

<i>Project #</i> 2011-SHSU-G-3YG-0037	<i>Division</i> TRF-TS	<i>Organization Name</i> Sam Houston State University
--	---------------------------	--

**Title / Desc. Drug Impairment Training for Texas Employers**

*The primary goal of this proposal is to work with TX employers to educate employees on traffic safety, specifically driving impaired reducing the number of fatalities and injuries on Texas roadways.*

*Objectives*

- Conduct 1 pilot course Drug Impairment Training for Texas Employers (DITTE) in 6- hour course by 9/30/2011
- Train 5 instructors on the (4 to 6-hour) DITTE curriculum by 9/30/2011
- Conduct 3 Work Group meetings to review the Drug Impairment Training for Texas Employers curriculum by 9/30/2011
- Develop 1 curriculum/developer or editor subcontract to be implemented by 9/30/2011
- Develop 1 DITTE instructor subcontract to be implemented by 9/30/2011
- Maintain 1 Sam Houston State University Impaired Driving Initiatives website by 9/30/2011

*Budget:*

<i># Projects</i>	<i>Fund</i>	<i>Source</i>	<i>Federal Funding</i>	<i>State Funding</i>	<i>Program Income</i>	<i>Local Match</i>	<i>Project Total</i>
1	410	K8FR	\$191,390.80	\$0.00	\$0.00	\$23,614.31	<b>\$215,005.11</b>

Task: <b>Training</b>	<i>Alcohol and Other Drug Counter Measures AL - 02</i>
-----------------------	--

<i>Project #</i> 2011-SHSU-G-MYG-Yr3-0179	<i>Division</i> TRF-TS	<i>Organization Name</i> Sam Houston State University
--	---------------------------	--

**Title / Desc. Impaired Driving Initiatives - DECP, ARIDE and DITEP**

*To maintain a network of certified DREs, ensure conformance to DRE standards, & provide statistics related to impaired driving in the state. A-RIDE, DITEP & SFST Update training provided statewide.*

**Objectives**

- Maintain 1 Sam Houston State University Impaired Driving grant website by 9/30/2011
- Train 10 DRE instructors on the (8-hour) DITEP curriculum by 9/30/2011
- Train 240 Texas peace officers in the NHTSA/IACP approved A-RIDE course by 9/30/2011
- Train 60 Texas peace officers in the NHTSA/IACP approved DRE course by 9/30/2011
- Provide 100 Texas prosecutors with DRE updates, materials, list of current DREs and DRE instructors by 9/30/2011
- Revise 1 set of DRE student and instructor policies by 9/30/2011
- Revise 1 Texas DRE Recertification curriculum maintaining IACP standards by 9/30/2011
- Maintain 1 National DRE Tracking Database (Texas Section) by 9/30/2011
- Coordinate 1 IACP/NHTSA Regional DRE State Coordinator Annual Meeting plan and host by 9/30/2011
- Conduct 1 DRE Work Group meeting to review the current DRE, A-RIDE, and DITEP program materials by 9/30/2011
- Train 500 secondary educational professionals in the NHTSA/IACP approved DITEP training by 9/30/2011
- Update 1 DRE, DITEP, A-RIDE standardized operating procedures manual by 9/30/2011
- Train 60 DREs in the 8 hour Texas DRE Recertification course by 9/30/2011
- Provide 4 judicial entities with education information to judicial venues (conferences, meetings, etc.) by 9/30/2011
- Develop 1 DRE Instructor subcontract to be implemented by 9/30/2011
- Conduct 1 DRE instructor update course to review DRE, DITEP, A-RIDE course materials and NHTSA/IACP updates by 9/30/2011
- Train 12 Texas peace officers as DRE instructors in the NHTSA/IACP approved DRE Instructor course by 9/30/2011

**Budget:**

<i># Projects</i>	<i>Fund</i>	<i>Source</i>	<i>Federal Funding</i>	<i>State Funding</i>	<i>Program Income</i>	<i>Local Match</i>	<i>Project Total</i>
1	410	K8	\$657,848.41	\$0.00	\$2,025.00	\$369,835.72	<b>\$1,029,709.13</b>



Task: <b>Training</b>	Alcohol and Other Drug Counter Measures AL - 02
-----------------------	---

Project # 2011-SMAM-G-MYG-Yr3-0237 Division TRF-TS Organization Name Sherry Matthews Advocacy Marketing

**Title / Desc. Save A Life Summit**

A traffic safety conference focused on alcohol and other drug counter measures. Traffic safety professionals and advocates gather to speak, teach, network, and share challenges and success stories from their communities.

**Objectives**

- Produce 50 conference signage by 9/30/2011
- Conduct 1 conference evaluation by 9/30/2011
- Produce 60 awards presentations by 9/30/2011
- Produce 800 promotional materials by 9/30/2011
- Produce 1700 print collateral by 9/30/2011
- Develop 1 conference website by 9/30/2011
- Create 1 TxDOT exhibit booth by 9/30/2011
- Conduct 1 Save A Life Summit by 9/30/2011

**Budget:**

# Projects	Fund	Source	Federal Funding	State Funding	Program Income	Local Match	Project Total
1	410	K8	\$400,000.00	\$0.00	\$0.00	\$0.00	<b>\$400,000.00</b>

Project # 2011-TAC-G-1YG-0083 Division TRF-TS Organization Name Texas Association of Counties

**Title / Desc. DWI Courts Liaison and Recidivism Tracking Project**

Establish DWI Project Director & Rural Courts Liaison to introduce newly elected & appointed constitutional county judges to DWI court principles. Maintain phone hotline and DWI recidivism database.

**Objectives**

- Educate 150 constitutional county judges by 9/30/2011
- Identify 1 DWI Project Director & Rural Courts Liaison by 9/30/2011
- Collect 25 county surveys tracking DWI recidivism data for analysis and distribution by 9/30/2011
- Provide 1 DWI courts telephone hotline/ help desk by 9/30/2011
- Attend 2 education committee meetings (Liaison) by 9/30/2011
- Provide 1 DWI courts annual conference by 9/30/2011
- Maintain 1 DWI Courts website by 9/30/2011
- Attend 2 TxDOT Program Partners Meetings by 9/30/2011
- Educate 75 newly elected judges about the DWI courts program by 9/30/2011

**Budget:**

# Projects	Fund	Source	Federal Funding	State Funding	Program Income	Local Match	Project Total
1	410	K8	\$322,399.01	\$0.00	\$0.00	\$129,181.00	<b>\$451,580.01</b>

Task: <b>Training</b>	Alcohol and Other Drug Counter Measures AL - 02
-----------------------	---

Project # 2011-TCJ-G-MYG-Yr3-0085 Division TRF-TS Organization Name Texas Center for the Judiciary

Title / Desc. **Texas Judicial College for the Study of Alcohol and Other Drugs and Texas Judicial Resource Liaison**

*This project improves adjudication of DWI cases through improved training, technical assistance, and support materials for judges, administrative license revocation judges, and DWI court teams.*

Objectives

- Maintain 1 DWI Website link and online materials and resources under www.yourhonor.com by 9/30/2011
- Conduct 1 DWI Court Team Training for judicial teams by 9/30/2011
- Demonstrate 1 DWI Court CD, interactive DWI trial, and online DWI Court Team orientation & training by 9/30/2011
- Provide 2 Judicial Specific Presentations (including SFST/DRE/ignition interlock/statutory requirements) by 9/30/2011
- Maintain 1 Judicial Resource Liaison for 12 months by 9/30/2011
- Coordinate 1 Innovative DWI Model Court by 9/30/2011
- Attend 2 TCJ Curriculum Committee Meetings as Ex Officio Member by 9/30/2011
- Provide 4 Newsletters or articles for judicial, traffic safety, law enforcement, traffic safety audience by 9/30/2011
- Coordinate 1 Meeting of DWI-related program partners and impaired driving cases stakeholders by 9/30/2011
- Conduct 1 Texas Judicial College for the Study of Alcohol and Other Drugs by 9/30/2011

Budget:

# Projects	Fund	Source	Federal Funding	State Funding	Program Income	Local Match	Project Total
1	410	K8FR	\$890,295.46	\$0.00	\$0.00	\$480,173.53	<b>\$1,370,468.99</b>

Project # TRF-TS DWI Resource Prosecutor Division TRF-TS Organization Name Texas Department of Transportation

Title / Desc. **DWI Resource Prosecutor**

*Provide additional staff to support the Texas DWI Resource Prosecutor, increase DWI training for prosecutors and law enforcement, and provide additional DWI publications as resources for law enforcement and prosecutors.*

Budget:

# Projects	Fund	Source	Federal Funding	State Funding	Program Income	Local Match	Project Total
1	410	K8	\$276,175.00	\$0.00	\$0.00	\$22,300.00	<b>\$298,475.00</b>

Task: <b>Training</b>	<i>Alcohol and Other Drug Counter Measures AL - 02</i>
-----------------------	--

<i>Project #</i>	<i>Division</i>	<i>Organization Name</i>
2011-TDCAA-G-MYG-Yr3-0196	TRF-TS	Texas District and County Attorneys Association

*Title / Desc.* **DWI Resource Prosecutor**

*TDCAA will maintain a qualified DWI Resource Prosecutor as trainer and liason, regional joint prosecutor/officer trainings, publications, articles, case notes, technical assistance, and web site.*

*Objectives*

- Maintain 1 web site with updated DWI-related content at tdcaa.com by 9/30/2011
- Train 1350 prosecutors and peace officers combined at regional workshops by 9/30/2011
- Provide 1 dedicated DWI Resource Prosecutor at the Texas District & County Attorneys Association by 10/1/2010
- Train 300 new prosecutors at Basic Trial Skills programs and provide with publications by 9/30/2011
- Produce 4 DWI specific articles for TDCAA periodicals by 9/30/2011
- Produce 12 and distribute by e-mail and web archive case notes on important DWI appellate decisions in TDCAA's by 9/30/2011
- Provide 4 programs to Traffic Safety Partners through qualified speakers on DWI and Traffic Safety topics by 9/30/2011
- Provide 100 technical assistance by e-mail to prosecutors, officers and traffic safety partners by 9/30/2011
- Train 30 prosecutors and prosecutor support staff at a Train the Trainer program by 9/30/2011

*Budget:*

<i># Projects</i>	<i>Fund</i>	<i>Source</i>	<i>Federal Funding</i>	<i>State Funding</i>	<i>Program Income</i>	<i>Local Match</i>	<i>Project Total</i>
1	410	K8	\$244,728.50	\$0.00	\$0.00	\$134,294.45	<b>\$379,022.95</b>

Task: <b>Training</b>	<i>Alcohol and Other Drug Counter Measures AL - 02</i>
-----------------------	--

<i>Project #</i> 2011-TJCTC-G-MYG-Yr2-0092	<i>Division</i> TRF-TS	<i>Organization Name</i> Texas Justice Court Training Center
---	---------------------------	---

*Title / Desc.* **Justice Court Traffic Safety Initiative**

*Provide education for Justices of the Peace and Court Personnel in the areas of traffic safety/ alcohol awareness. Work with county judges to ensure bond condition consistency following DWI arrests*

*Objectives*

- Conduct 6 one day schools for judges on program-related topics by 9/30/2011
- Distribute 1000 Magistration/Inquest Field Guides to justices of the peace and county judges by 9/30/2011
- Revise 1 Magistration/Inquest Field Guide by 9/30/2011
- Train 140 new judges in program areas by 9/30/2011
- Conduct 4 four-hour program classes at 16 hour court personnel workshops by 9/30/2011
- Conduct 3 one day schools for court personnel on program-related topics by 9/30/2011
- Implement 10 counties in the bond condition schematic program by 9/30/2011
- Distribute 1 newsletter entirely dedicated to program-related information by 9/30/2011
- Distribute 3 newsletters containing an article related to the project by 9/30/2011
- Send 2 individuals to include staff, judges, and/or court personnel to Lifesavers for "Train the Trainer" by 9/30/2011
- Maintain 1 internet site dedicated to the program, accessible to judges and court personnel by 9/30/2011

*Budget:*

<i># Projects</i>	<i>Fund</i>	<i>Source</i>	<i>Federal Funding</i>	<i>State Funding</i>	<i>Program Income</i>	<i>Local Match</i>	<i>Project Total</i>
1	402	AL	\$224,132.34	\$0.00	\$0.00	\$124,467.16	<b>\$348,599.50</b>

Task: <b>Training</b>	<i>Alcohol and Other Drug Counter Measures AL - 02</i>
-----------------------	--

<i>Project #</i> 2011-TMPA-G-3YG-0004	<i>Division</i> TRF-TS	<i>Organization Name</i> Texas Municipal Police Association
--	---------------------------	--

*Title / Desc.* **Focus on reducing impaired driving among youth: A statewide approach.**

*This program will increase enforcement of laws related to underage drinking through increased law enforcement training and local coalition building. Its goal is to reduce underage impaired driving.*

*Objectives*

- Develop 10 Local coalitions to reduce underage drinking and underage impaired driving by 9/30/2011
- Update 1 Eight hour curriculum by 12/31/2010
- Conduct 80 Eight hour courses by 9/30/2011
- Conduct 2 Train-the-trainer courses by 4/30/2011
- Train 800 Texas peace officers by 9/30/2011
- Distribute 3000 PI&E Materials by 9/30/2011
- Update 1 Twenty-four hour train-the-trainer curriculum by 12/31/2010
- Evaluate 40 Trainers by 9/30/2011
- Identify 30 New trainer candidates by 3/31/2011
- Attend 1 Lifesavers Conference by 4/30/2011
- Conduct 1 Instructor colloquy by 6/30/2011
- Expand 10 Local coalitions to reduce underage drinking and underage impaired driving by 9/30/2011

*Budget:*

<i># Projects</i>	<i>Fund</i>	<i>Source</i>	<i>Federal Funding</i>	<i>State Funding</i>	<i>Program Income</i>	<i>Local Match</i>	<i>Project Total</i>
1	410	K8	\$401,544.55	\$0.00	\$0.00	\$171,925.00	<b>\$573,469.55</b>

Task: <b>Training</b>	<i>Alcohol and Other Drug Counter Measures AL - 02</i>
-----------------------	--

<i>Project #</i>	<i>Division</i>	<i>Organization Name</i>
2011-TMPA-G-1YG-0003	TRF-TS	Texas Municipal Police Association

**Title / Desc. Texas Law Enforcement Advanced DUI/DWI Reporting System (Tx LEADRS) Maintenance & Integration**

*To provide a full compliment of support, maintenance, trainings and develop integrations on the Texas Law Enforcement Advanced DUI/DWI Reporting System.*

**Objectives**

- Conduct 4 Meetings with TxDOT Program Manager(s), staff, and stakeholders by 9/30/2011
- Develop 1 Texas LEADRS Specialist Roles and Responsibilities manual by 11/30/2010
- Support 100% Blood Alcohol Concentration (BAC) reporting by law enforcement agencies by 9/30/2011
- Maintain 1 Texas LEADRS website and server hosting by 9/30/2011
- Provide 1 Maintenance and support for Texas LEADRS website by 9/30/2011
- Support 7 Local, state, and /or national conferences, workshops, or seminars by 9/30/2011
- Send 52 Reports to the Texas Alcoholic Beverage Commission by 9/30/2011
- Collect 4 News and information articles on Texas LEADRS by 9/30/2011
- Complete 3 Texas LEADRS web application enhancements by 9/30/2011
- Attend 10 Non law enforcement Highway Safety Plan partner events by 9/30/2011
- Develop 3 Texas LEADRS intergrations with agencies or RMS vendors by 9/30/2011
- Collect 1 Customer satisfaction evaluation of the Texas LEADRS system to measure effectiveness by 9/30/2011
- Conduct 400 Marketing strategies to increase Texas LEADRS statewide usage by 9/30/2011
- Manage 6000 DUI/DWI cases entered into Texas LEADRS by 9/30/2011
- Distribute 10000 Public information and education (PI&E) program materials by 9/30/2011
- Maintain 1 Team of 3 qualified LEADRS Specialists (LS) by 9/30/2011
- Train 250 Peace officers and administrators on Texas LEADRS by 9/30/2011
- Complete 1 Texas LEADRS server capacity and performance test by 9/30/2011

**Budget:**

<i># Projects</i>	<i>Fund</i>	<i>Source</i>	<i>Federal Funding</i>	<i>State Funding</i>	<i>Program Income</i>	<i>Local Match</i>	<i>Project Total</i>
1	410	K8	\$454,942.28	\$0.00	\$0.00	\$569,576.95	<b>\$1,024,519.23</b>

Task: **Training**

Alcohol and Other Drug Counter Measures AL - 02

Project # 2011-TTI-G-MYG-Yr2-0116 Division TRF-TS Organization Name Texas Transportation Institute

**Title / Desc. Blood Alcohol Concentration (BAC) Reporting in Texas: Improving ME Offices and County Performance**

The project analyzes fatal crash data related to BAC reporting from CRIS and compares results to FARS. Includes working with local government and medical examiners to increase reporting by 20%.

**Objectives**

- Produce 7 technical memorandums/reports and provide to TxDOT related to BAC testing by 9/30/2011
- Increase BAC reporting to TxDOT Traffic Records (CRIS) from 38% to 40% by 9/30/2011
- Evaluate 15 BAC/Drug reporting processes utilized by Medical Examiners offices in Texas by 9/30/2011

**Budget:**

# Projects	Fund	Source	Federal Funding	State Funding	Program Income	Local Match	Project Total
1	410	K8	\$85,273.93	\$0.00	\$0.00	\$9,526.88	<b>\$94,800.81</b>

Project # 2011-TTI-G-MYG-Yr3-0066 Division TRF-TS Organization Name Texas Transportation Institute

**Title / Desc. Alcohol/Drug Expert Witness Program to Assist Prosecutors**

Improve adjudication of DWI, Intoxication Assault and Intoxication Manslaughter cases through improved training for prosecutors and training of alcohol/drug expert witnesses.

**Objectives**

- Produce 1 set of plans and procedures for ongoing alcohol/drug expert witness program revisions and training by 9/30/2011
- Implement 2 alcohol/drug expert witness training programs for professionals by 7/1/2011

**Budget:**

# Projects	Fund	Source	Federal Funding	State Funding	Program Income	Local Match	Project Total
1	410	K8	\$100,038.94	\$0.00	\$0.00	\$11,257.29	<b>\$111,296.23</b>

Project # 2011-UHD-G-MYG-Yr3-0183 Division TRF-TS Organization Name University of Houston/Downtown

**Title / Desc. Underage Drinking Task Force Training**

An eight-hour police officer training program designed to teach officers how to create and manage a regional underage drinking task force in their community.

**Objectives**

- Train 100 peace officers in 10 courses on Underage Drinking Task Force Training by 9/30/2011

**Budget:**

# Projects	Fund	Source	Federal Funding	State Funding	Program Income	Local Match	Project Total
1	410	K8	\$63,520.00	\$0.00	\$0.00	\$28,000.00	<b>\$91,520.00</b>

**Alcohol and Other Drug Counter Measures**      **FY 2011**  
**Budget Module: AL - 02**

Program Area	# Proj	Total	FEDERAL						STATE			Fed. 402 to Local	
			402	405	406	408	410	2010	2011	STATE	INCOME		LOCAL
Program Management	2	\$104,349.67					\$93,848.99					\$10,500.68	
Enforcement	89	\$9,394,959.85	\$60,000.00				\$3,964,413.32					\$5,370,546.53	\$60,000.00
Evaluation	2	\$150,414.66					\$138,826.22					\$11,588.44	
Public Information & Education	16	\$23,177,576.30	\$1,071,061.50				\$10,144,992.21			\$200,000.00	\$8,750.00	\$11,752,772.59	\$274,076.10
Training	15	\$7,310,671.09	\$520,642.65				\$4,232,899.53				\$2,025.00	\$2,555,103.91	
<b>TOTALS:</b>	<b>124</b>	<b>\$40,137,971.57</b>	<b>\$1,651,704.15</b>				<b>\$18,574,980.27</b>			<b>\$200,000.00</b>	<b>\$10,775.00</b>	<b>\$19,700,512.15</b>	<b>\$334,076.10</b>

--	--	--	--	--	--	--	--	--	--	--	--	--	--



**Emergency Medical Services** **EM - 03**

**Goals**

- To improve EMS care and support provided to motor vehicle trauma victims in rural and frontier areas of Texas.

**Objectives**

- Increase the number of Students trained in EMS classes from 1,007 to 1,100

**Strategies**

- Improve education programs on alcohol and driving for youth
- Increase EMS involvement in local community safety efforts
- Increase enforcement of driving under the influence by minors laws
- Increase public information and education, concentrating on youth age 5-13 and 14-20, including parent education on drinking and driving
- To increase the availability of EMS training in rural and frontier areas

**Project Descriptions**

<b>Task: Training</b>	<i>Emergency Medical Services EM - 03</i>
-----------------------	---

<i>Project #</i>	<i>Division</i>	<i>Organization Name</i>
2011-TEEXESTI-G-MYG-Yr3-0117	TRF-TS	Texas Engineering Extension Service - ESTI

**Title / Desc. Rural/Frontier EMS Education Training**

*Provide education and training to rural/frontier response departments in the State of Texas. Our goal of this project is to enhance responder training in these areas and reduce EMS response times.*

*Objectives*

- Train 135 Participants as Instructors by 9/30/2011
- Implement 4 Health and Safety Fairs by 9/30/2011
- Maintain 1 Rural/Frontier EMS Education Website by 9/30/2011
- Train 625 Students in initial certification training for EMS Providers and Communicators by 9/30/2011
- Train 660 Students in Continuing Education courses by 9/30/2011
- Maintain 67450 Student hours while attending course by 9/30/2011
- Distribute 4 Training and Recruitment Announcements by 9/30/2011
- Develop 3 Training and Recruitment Announcements by 9/30/2011
- Train 240 Students in Refresher/Recertification Classes by 9/30/2011
- Train 135 Participants as Instructors (continued) by 9/30/2011

*Budget:*

<i># Projects</i>	<i>Fund</i>	<i>Source</i>	<i>Federal Funding</i>	<i>State Funding</i>	<i>Program Income</i>	<i>Local Match</i>	<i>Project Total</i>
1	402	EM	\$1,138,073.39	\$0.00	\$0.00	\$680,696.55	<b>\$1,818,769.94</b>

**Emergency Medical Services**

**FY 2011  
Budget Module: EM - 03**

Program Area	# Proj	Total	FEDERAL						STATE			Fed. 402 to Local	
			402	405	406	408	410	2010	2011	STATE	INCOME		LOCAL
Program Management	0												
Enforcement	0												
Evaluation	0												
Public Information & Education	0												
Training	1	\$1,818,769.94	\$1,138,073.39									\$680,696.55	
<b>TOTALS:</b>	<b>1</b>	<b>\$1,818,769.94</b>	<b>\$1,138,073.39</b>									<b>\$680,696.55</b>	

--	--	--	--	--	--	--	--	--	--	--	--	--	--

# Motorcycle Safety

MC - 04

## Goals

- To reduce the number of motorcyclist-related crashes, injuries, and fatalities.

## Objectives

- Reduce the number of Motorcyclist fatalities from 516 (2008 FARS) to 460 (FARS)
- Reduce the number of Un-helmeted motorcyclist fatalities from 316 (2008 FARS) to 290 (FARS)

## Strategies

- Improve public information and education on motorcycle safety, including the value of wearing a helmet and motorcycle licensing issues
- Improve public information and education on the value of not operating a motorcycle while under the influence of alcohol and/or other drugs
- Improve public information and education on the value of wearing a helmet
- Increase enforcement of existing motorcycle helmet law for riders and passengers under 21
- Increase rider education and training

## Project Descriptions

Task: <b>Program Management</b>	<i>Motorcycle Safety MC - 04</i>
---------------------------------	----------------------------------

<i>Project #</i>	<i>Division</i>	<i>Organization Name</i>
2011-TTI-G-1YG-0054	TRF-TS	Texas Transportation Institute

*Title / Desc.* **Statewide Coordination of Motorcycle Safety Initiatives**

*Coordinate activities of the Texas Motorcycle Safety Coalition and Board, which will implement strategies to reduce motorcycle crashes and related injuries and deaths in Texas.*

*Objectives*

- Conduct 24 activities in support of the Texas Motorcycle Safety Coalition by 9/30/2011

*Budget:*

<i># Projects</i>	<i>Fund</i>	<i>Source</i>	<i>Federal Funding</i>	<i>State Funding</i>	<i>Program Income</i>	<i>Local Match</i>	<i>Project Total</i>
1	402	MC	\$56,816.48	\$0.00	\$0.00	\$6,320.82	<b>\$63,137.30</b>

<b>Task: Public Information Campaigns</b>	<i>Motorcycle Safety MC - 04</i>
---	----------------------------------

<i>Project #</i> 2011-SMAM-G-1YG-0091	<i>Division</i> TRF-TS	<i>Organization Name</i> Sherry Matthews Advocacy Marketing
--	---------------------------	--

**Title / Desc. Motorcycle Safety Awareness Public Information & Education Campaign**

*This public education multi-media campaign urges motorists to take extra precautions to safely share the road with motorcyclists.*

**Objectives**

- Conduct 1 Motorcycle awareness paid media campaign by 6/30/2011
- Produce 1 Set of interactive banners by 3/31/2011
- Develop 2 Radio public service announcements (PSAs) by 3/31/2011
- Develop 2 Television public service announcements (PSAs) by 3/31/2011
- Distribute 6 Sets of outreach materials by 4/30/2011
- Distribute 1 Set of materials announcing the motorcycle awareness campaign by 4/30/2011
- Produce 4 Out-of-home advertising components by 7/31/2011
- Conduct 1 Outreach media advisory by 4/30/2011
- Conduct 1 Media tour by 4/30/2011

**Budget:**

# Projects	Fund	Source	Federal Funding	State Funding	Program Income	Local Match	Project Total
1	2010	K6	\$999,944.00	\$0.00	\$0.00	\$562,469.00	<b>\$1,562,413.00</b>

<b>Task: Training</b>	<i>Motorcycle Safety MC - 04</i>
-----------------------	----------------------------------

<i>Project #</i> 2011-TTI-G-1YG-0055	<i>Division</i> TRF-TS	<i>Organization Name</i> Texas Transportation Institute
---	---------------------------	--

**Title / Desc. Texas Law Enforcement Motorcycle Safety Awareness & Enforcement Training Course Implementation**

*Conduct pilot course for the State of Texas Law Enforcement Motorcycle Safety and Awareness Training & produce classroom-based curriculum package.*

**Objectives**

- Conduct 1 pilot course for State of Texas Law Enforcement Motorcycle Safety and Awareness Training by 9/30/2011

**Budget:**

# Projects	Fund	Source	Federal Funding	State Funding	Program Income	Local Match	Project Total
1	402	MC	\$117,136.05	\$0.00	\$0.00	\$13,044.88	<b>\$130,180.93</b>

**Motorcycle Safety**

**FY 2011  
Budget Module: MC - 04**

Program Area	# Proj	Total	FEDERAL						STATE			Fed. 402 to Local	
			402	405	406	408	410	2010	2011	STATE	INCOME		LOCAL
Program Management	1	\$63,137.30	\$56,816.48									\$6,320.82	
Enforcement	0												
Evaluation	0												
Public Information & Education	1	\$1,562,413.00							\$999,944.00			\$562,469.00	
Training	1	\$130,180.93	\$117,136.05									\$13,044.88	
<b>TOTALS:</b>	<b>3</b>	<b>\$1,755,731.23</b>	<b>\$173,952.53</b>						<b>\$999,944.00</b>			<b>\$581,834.70</b>	

--	--	--	--	--	--	--	--	--	--	--	--	--	--

**THIS PAGE INTENTIONALLY LEFT BLANK**

# Occupant Protection

**OP - 05****Goals**

- To increase occupant restraint use in all passenger vehicles and trucks

**Objectives**

- Increase the Observed seat belt use for passenger vehicles, front seat outboard occupants from 93.8 percent (2008) to 94.0 percent
- Increase the Safety belt use rate by children age 5-16 from 71.1 percent (2009) to 75.0 percent
- Increase the Child passenger restraint use rate for children ages 0-4 from 83.5 percent (2009) to 85.0 percent
- Reduce the number of Unrestrained passenger vehicle occupant fatalities, all seat positions from 951 (2008 FARS) to 945 (FARS)
- Track the number of Seat belt citations issued during grant-funded enforcement activities

**Strategies**

- Concentrate efforts on historically low use populations
- Increase and sustain high visibility enforcement of occupant protection laws
- Increase EMS/fire department involvement in CPS fitting stations
- Increase enforcement of occupant protection laws
- Increase intervention efforts by healthcare professionals, teachers, and all safety advocates
- Increase judges' and prosecutors' awareness of safety belt misuse
- Increase occupant protection education and training for law enforcement and judges
- Increase occupant protection education, training, and awareness of safety belt issues for law enforcement, judges, and prosecutors
- Increase public information and education campaigns
- Increase retention of child passenger safety (CPS) instructors
- Increase training opportunities and retention of certified child passenger safety (CPS) technicians and instructors
- Increase training opportunities for CPS instructors
- Maintain CPS seat distribution programs for low income families

**Project Descriptions**

<b>Task: Enforcement</b>	<i>Occupant Protection OP - 05</i>
--------------------------	------------------------------------

<i>Project #</i> TRF-TS CIOT STEP	<i>Division</i> TRF-TS	<i>Organization Name</i> Texas Department of Transportation
--------------------------------------	---------------------------	--

**Title / Desc. Click It or Ticket STEP Grant Program**

*Federal funds will be used for increased enforcement of occupant protection laws in May 2011 through Click It or Ticket (CIOT) STEP grants.*

**Objectives**

- Compile statewide results and report to NHTSA within 30 days of the mobilization conclusion by 9/30/2011
- Collect earned media activities from each participating agency pre and post campaign by 9/30/2011
- Collect pre and post observational surveys from each participating agency to evaluate the results of the campaign by 9/30/2011
- Execute STEPs with at least 50 local communities throughout the state by 9/30/2011

**Budget:**

# Projects	Fund	Source	Federal Funding	State Funding	Program Income	Local Match	Project Total
50	402	OP	\$500,000.00	\$0.00	\$0.00	\$0.00	<b>\$500,000.00</b>

<i>Project #</i> TRF-TS CIOT Incentives	<i>Division</i> TRF-TS	<i>Organization Name</i> Texas Department of Transportation
--	---------------------------	--

**Title / Desc. Click It or Ticket Incentives STEP Grant Program**

*Coordinate and conduct a CIOT Incentive Project during the Memorial Day Holiday period. The Incentive Project will recruit law enforcement agencies to volunteer their enforcement and earned media efforts during the mobilization.*

**Objectives**

- Increase occupant restraint use in all passenger vehicles and trucks by 9/30/2011

**Budget:**

# Projects	Fund	Source	Federal Funding	State Funding	Program Income	Local Match	Project Total
15	402	OP	\$60,000.00	\$0.00	\$0.00	\$0.00	<b>\$60,000.00</b>

<b>Task: Evaluation</b>	<i>Occupant Protection OP - 05</i>
-------------------------	------------------------------------

<i>Project #</i> TRF-TS CIOT Evaluation	<i>Division</i> TRF-TS	<i>Organization Name</i> Texas Department of Transportation
--	---------------------------	--

**Title / Desc. Click It or Ticket Evaluation Project**

*Conduct surveys of safety belt use to evaluate the CIOT campaign.*

**Objectives**

- Determine compliance rates for 10 of the largest cities before during and after CIOT enforcement by 9/30/2011
- Collect data on safety belt usage in 10 of the largest cities three times: before, during and after CIOT enforcement by 9/30/2011

**Budget:**

# Projects	Fund	Source	Federal Funding	State Funding	Program Income	Local Match	Project Total
1	402	OP	\$60,000.00	\$0.00	\$0.00	\$0.00	<b>\$60,000.00</b>



Task: <b>Evaluation</b>	Occupant Protection OP - 05
-------------------------	-----------------------------

Project # 2011-TTI-G-MYG-Yr3-0210      Division TRF-TS      Organization Name Texas Transportation Institute

**Title / Desc. Increasing Nighttime Safety Belt Use**

Increase enforcement of occupant protection laws; increase public information and education campaigns; concentrate efforts on historically low use populations.

**Objectives**

- Evaluate 10 Texas cities for the effectiveness of increased nighttime enforcement of safety belt law during CIOT by 9/30/2011

**Budget:**

# Projects	Fund	Source	Federal Funding	State Funding	Program Income	Local Match	Project Total
1	402	OP	\$80,483.42	\$0.00	\$0.00	\$9,250.24	<b>\$89,733.66</b>

Project # 2011-TTI-G-MYG-Yr2-0048      Division TRF-TS      Organization Name Texas Transportation Institute

**Title / Desc. OP Observational Surveys**

Conduct a statewide survey of front seat occupant restraint use in accordance with the National Highway Traffic Safety Administration (NHTSA) Uniform Criteria. Conduct 3 special population surveys.

**Objectives**

- Conduct 1 survey of front seat occupant restraint use in 18 Texas cities by 9/30/2011
- Conduct 1 survey of occupant restraint use among school age children (5-16 years old) in 18 Texas cities by 9/30/2011
- Conduct 1 survey of child restraint use in 14 Texas cities by 9/30/2011
- Conduct 1 statewide survey in 22 Texas counties using survey sampling and protocol that is certified by NHTSA by 9/30/2011

**Budget:**

# Projects	Fund	Source	Federal Funding	State Funding	Program Income	Local Match	Project Total
1	402	OP	\$314,309.16	\$0.00	\$0.00	\$35,261.68	<b>\$349,570.84</b>

Task: **Public Information Campaigns**

Occupant Protection OP - 05

<i>Project #</i> 2011-HHS-G-1YG-0019	<i>Division</i> TRF-TS	<i>Organization Name</i> Hillcrest Baptist Medical Center-HHS
---	---------------------------	--

*Title / Desc.* **KidSafe**

*Program will provide educational opportunities to parents and caregivers of children on child passenger safety, children in and around vehicles, and occupant protection for adults as well.*

*Objectives*

- Conduct 187 Fitting Station sessions at approved locations within the service area by 9/30/2011
- Coordinate 1 public event focused on children's safety in and around vehicles by 9/30/2011
- Attend 1 training course to become certified to teach drivers education class by 9/30/2011
- Participate 12 community health and safety fairs within the service area by 9/30/2011
- Coordinate 2 CEU classes for Certified Child Passenger Safety Technicians within the service area by 9/30/2011
- Conduct 9 child safety seat/seat belt observational surveys within the service area, one per county, by 9/30/2011
- Maintain 1 KidSafe Program child passenger safety education and information website by 9/30/2011
- Provide 250 educational packets to persons identified by the "Please Be Seated" Campaign by 9/30/2011
- Coordinate 1 educational effort with the Bell County Safety Initiative Program by 9/30/2011
- Provide 100 glove box cards to law enforcement personnel related to enforcement of child passenger safety laws by 9/30/2011
- Maintain 1 Yahoo Group listserv for local Certified Child Passenger Safety Technicians within the service area by 9/30/2011
- Distribute 4 Newsletters to Child Passenger Safety Technicians within the service area by 9/30/2011
- Train 15 Child Passenger Safety Technicians by 9/30/2011
- Maintain 1 database to record data collected on child passenger safety related citations, crashes, and misuse by 9/30/2011
- Assist 8 events within one or more contiguous counties of the service area by 9/30/2011
- Maintain 33 Child Passenger Safety Educational Displays within the service area by 9/30/2011
- Conduct 107 Occupant Safety educational presentations to adult/parent/caregivers within the service area by 9/30/2011
- Conduct 115 Child Passenger Safety educational presentations to youth between the ages of 3-15 by 9/30/2011
- Conduct 23 or participate in Child Safety Seat Check-up Events within the local service area by 9/30/2011
- Participate 2 Child Safety Seat Check-up Events conducted by the Bell County Safety Initiative Program by 9/30/2011
- Distribute 700 Child Safety Seats to families within the service area by 9/30/2011
- Distribute 5000 child passenger safety educational packets within the local service area by 9/30/2011
- Conduct 1 Child Passenger Safety Certification course by 9/30/2011
- Evaluate 200 former KidSafe Program participants to assess misuse rate and increased awareness by 9/30/2011

*Budget:*

Task: <b>Public Information Campaigns</b>							Occupant Protection	OP - 05
# Projects	Fund	Source	Federal Funding	State Funding	Program Income	Local Match	Project Total	
1	2011	K3	\$198,095.00	\$0.00	\$0.00	\$114,750.56	<b>\$312,845.56</b>	

<i>Project #</i>	<i>District</i>	<i>Organization Name</i>
2011-ScottWhi-G-3YG-0038	AUS	Scott and White Memorial Hospital

**Title / Desc. "Safety Stop At Scott & White"**

To conduct & coordinate child passenger restraint inspection events, provide education, information & training throughout the 11 counties of TxDOT Austin District

**Objectives**

- Conduct 48 child safety inspection events throughout each of the 11 target counties; a minimum of 1 per county by 9/30/2011
- Increase involvement of new partners (EMS, LE, FD's, judges, prosecutors etc) in CPS efforts in each county to 2 by 9/30/2011
- Provide 11 NHTSA 4 Steps for Kids education activities in each of the (11) Counties by 9/30/2011
- Distribute 40000 child passenger safety educational materials throughout each of the 11 target counties by 9/30/2011
- Conduct 1 32 hour NHTSA approved Child Passenger Safety Course with a minimum of (10) class participants by 9/30/2011
- Conduct 22 child passenger pre and post restraint use surveys, (2) in each target county by 9/30/2011
- Participate 24 times in community events; resulting in at least (1) in each target county by 9/30/2011
- Develop 1 new public information & educational item to support the grant project activities by 6/30/2011
- Distribute 600 child passenger safety seats throughout the target counties by 9/30/2011
- Attend 6 local, state, nat'l child passenger partnership or task force meetings annually by 9/30/2011
- Assist 12 organizations with CPS inspection events in the Austin District by 9/30/2011

**Budget:**

# Projects	Fund	Source	Federal Funding	State Funding	Program Income	Local Match	Project Total
1	2011	K3	\$222,053.40	\$0.00	\$0.00	\$62,286.34	<b>\$284,339.74</b>

Task: <b>Public Information Campaigns</b>	Occupant Protection OP - 05
---	-----------------------------

<i>Project #</i>	<i>District</i>	<i>Organization Name</i>
2011-ScottWhi-G-MYG-Yr3-0273	WAC	Scott and White Memorial Hospital

*Title / Desc.* **Bell County Child Safety Initiative**

*Scott & White will start a Bell County Child Safety Initiative Program through hiring a Community Coordinator. The Coordinator will conduct classes and asses car seat needs in low income families.*

*Objectives*

- Provide 4 in-service for EMS services in Bell County by 9/30/2011
- Conduct 60 education classes for low income parents at social service agency by 9/30/2011
- Conduct 12 child passenger restraints community education by 9/30/2011
- Conduct 35 passenger safety classes for Bell County elementary, preschool and Head Start students by 9/30/2011
- Conduct 20 individualized education for caregivers by 9/30/2011
- Conduct 4 in-service for Scott & White (hospital-based clinic) by 9/30/2011
- Coordinate 1 educational efforts with Kids Safe throughout Bell County by 9/30/2011
- Conduct 4 CPS check up events by 9/30/2011

*Budget:*

<i># Projects</i>	<i>Fund</i>	<i>Source</i>	<i>Federal Funding</i>	<i>State Funding</i>	<i>Program Income</i>	<i>Local Match</i>	<i>Project Total</i>
1	2011	K3	\$58,748.25	\$0.00	\$0.00	\$7,200.00	<b>\$65,948.25</b>

Task: <b>Public Information Campaigns</b>	Occupant Protection OP - 05
---	-----------------------------

<i>Project #</i> 2011-Texas Ag-G-MYG-Yr3-0138	<i>Division</i> TRF-TS	<i>Organization Name</i> Texas AgriLife Extension Service
--	---------------------------	--

*Title / Desc.* **Passenger Safety**

*A program to increase safety belt and child restraint use among historically low use populations in Texas through the use of trainings, checkup events, fitting stations and educational programming.*

*Objectives*

- Establish 1 New Fitting Station at EMS/Fire Dept. and maintain existing fitting stations by 9/30/2011
- Maintain 1 Website at <http://buckleup.tamu.edu> where parents can locate a local certified technician in Texas by 9/30/2011
- Maintain 1 Online Update Course for technicians by 9/30/2011
- Conduct 25 Programs on occupant protection by 9/30/2011
- Distribute 50000 Public information and education (PI&E) resources to support grant efforts by 9/30/2011
- Maintain 1 Technician Mentor Program to help Extension trained techs stay certified by 9/30/2011
- Provide 24 Rural/suburban employers with information on traffic safety campaigns to distribute to employees by 9/30/2011
- Conduct 6 Operation Kids classes for law enforcement by 9/30/2011
- Educate 20000 Participants on the importance of safety belts using project Rollover Convincers by 9/30/2011
- Provide 3 Texas Municipal Judges Education Ctr. trainings with CPS awareness exhibit & resources by 9/30/2011
- Support 130 Educational programs on occupant protection by 9/30/2011
- Provide 65 Agents and/or safety advocates with resources to promote safety belt usage in pickup trucks by 9/30/2011
- Provide 12 Child care conferences with information on an online introductory course on child safety seats by 9/30/2011
- Conduct 9 Child safety seat checkup events in historically low-usage communities by 9/30/2011
- Conduct 950 Child safety seat inspections at checkup events, fitting stations & individual appointment by 9/30/2011
- Conduct 1 Annual 4-H Round-up Safety Contest for teens, grades 9-12, to promote occ. Protection by 9/30/2011
- Provide 1 Educational program for use by certified technicians to educate parents at prenatal classes by 9/30/2011
- Provide 1 Educational program for certified technicians to present to local Head Start families and staff by 9/30/2011
- Conduct 2 National Child Passenger Safety Technician Trainings by 9/30/2011
- Conduct 1 8-hour Technician Renewal Training (if curriculum available) or an 4-Hour Technician Update by 9/30/2011
- Distribute 850 Child safety seats as replacements when needed at checkups, fitting stations, appointment by 9/30/2011

*Budget:*

<i># Projects</i>	<i>Fund</i>	<i>Source</i>	<i>Federal Funding</i>	<i>State Funding</i>	<i>Program Income</i>	<i>Local Match</i>	<i>Project Total</i>
1	402	OP	\$261,269.01	\$0.00	\$0.00	\$143,752.98	<b>\$405,021.99</b>

Task: <b>Public Information Campaigns</b>	Occupant Protection OP - 05
---	-----------------------------

<i>Project #</i> 2011-TCH-G-1YG-0022	<i>District</i> HOU	<i>Organization Name</i> Texas Children's Hospital
---	------------------------	---

**Title / Desc. Increasing Child Restraint Use in Greater Houston**

*This project will increase child restraint use in the Greater Houston area through community education, assistance with installation of car seats, and distribution of seats to low income families.*

**Objectives**

- Conduct 3350 Child safety seat inspections at our network of inspection station sites by 9/30/2011
- Conduct 950 Car seat checks at community car seat check up events by 9/30/2011
- Conduct 3 32-hour NHTSA Child Passenger Safety Technician training courses by 8/31/2011
- Distribute 105000 Educational materials on child passenger safety in the community by 9/30/2011
- Coordinate 20 Community car seat check up events by 9/30/2011
- Distribute 1200 Child restraint systems to low-income & at-risk families at inspection stations and events by 9/30/2011
- Train 45 New certified Child Passenger Safety Technicians by 8/31/2011
- Coordinate 50 Media exposures about child passenger safety issues by 9/30/2011
- Educate 100 Law enforcement personnel and/or judges about current child occupant protection laws by 7/31/2011
- Conduct 1 CPS technician 1-day renewal course by 7/31/2011
- Teach 15 CEU and specialized training classes for CPS technicians about new products and skills by 8/31/2011
- Teach 24 Car seat safety classes for parents by 9/15/2011

**Budget:**

<i># Projects</i>	<i>Fund</i>	<i>Source</i>	<i>Federal Funding</i>	<i>State Funding</i>	<i>Program Income</i>	<i>Local Match</i>	<i>Project Total</i>
1	2011	K3	\$156,028.90	\$0.00	\$10,000.00	\$192,450.76	<b>\$358,479.66</b>

Task: <b>Public Information Campaigns</b>	Occupant Protection OP - 05
---	-----------------------------

Project # 2011-TDSHS-G-MYG-Yr2-0243      Division TRF-TS      Organization Name Texas Department of State Health Services

**Title / Desc. Statewide Child Passenger Safety Education and Distribution Program**

Conduct a statewide child passenger safety (CPS) program, including child seat education and distribution, CPS technician training and retention, and coordination of CPS services.

**Objectives**

- Implement 5 Middle school interventions for pre-teens by 9/30/2011
- Assist 2 Click It or Ticket Promotion & CPS Week in Texas by 9/30/2011
- Manage 12 CPS website updates by 9/30/2011
- Provide 300000 Educational or promotional pieces by 9/30/2011
- Assist 15 Community organizations with child seat checkups or inspection stations by 9/30/2011
- Conduct 12 Child seat inspection stations by 9/30/2011
- Conduct 12 Child seat checkup events by 9/30/2011
- Coordinate 2800 Child seats for subgrantee partners by 9/30/2011
- Conduct 35 Educational presentations to 350 children and adults regarding occupant protection by 9/30/2011
- Train 80 Students to be technicians via conducting CPS training workshops by 9/30/2011
- Provide 200 Technician recertification incentive program by 9/30/2011
- Train 60 Technicians with update classes or former technicians with renewal classes by 9/30/2011
- Manage 4 CPS Advisory Committee meetings by 9/30/2011
- Provide 4000 Telephone technical assistance and/or referral to distribution programs by 9/30/2011
- Enroll 20 Texans Saved by the Belt members by 9/30/2011
- Conduct 8 Training sessions for Distribution Program partner agencies by 9/30/2011
- Create 20 New child seat distribution and education programs by 9/30/2011
- Maintain 60 Ongoing child seat distribution and education programs by 9/30/2011
- Assist 1 Community organizations with CPS workshops by 9/30/2011

**Budget:**

# Projects	Fund	Source	Federal Funding	State Funding	Program Income	Local Match	Project Total
1	402	OP	\$1,100,000.00	\$0.00	\$0.00	\$893,498.00	<b>\$1,993,498.00</b>

Project # TRF-TS Child Passenger Safety Media (405)      Division TRF-TS      Organization Name Texas Department of Transportation

**Title / Desc. Child Passenger Safety Media Campaign**

Conduct a media campaign to promote the proper selection and use of child safety seats in conjunction with National Child Passenger Safety Week.

**Objectives**

- Promote child safety seat education and usage through a variety of marketing mediums including TV, radio, outdoor, and internet by 9/30/2011

**Budget:**

# Projects	Fund	Source	Federal Funding	State Funding	Program Income	Local Match	Project Total
1	405	K2PM	\$500,000.00	\$0.00	\$0.00	\$1,500,000.00	<b>\$2,000,000.00</b>

Task: <b>Public Information Campaigns</b>	Occupant Protection OP - 05
---	-----------------------------

*Project #* TRF-TS Car Seat Distribution Project      *Division* TRF-TS      *Organization Name* Texas Department of Transportation

**Title / Desc. TRF-TS Car Seat Distribution Project**

*Purchase and distribute car seats to qualifying low income families in accordance with Section 2011 funds.*

**Budget:**

# Projects	Fund	Source	Federal Funding	State Funding	Program Income	Local Match	Project Total
1	2011	K3	\$430,736.25	\$0.00	\$0.00	\$143,578.75	<b>\$574,315.00</b>

*Project #* TRF-TS CIOT Media (405)      *Division* TRF-TS      *Organization Name* Texas Department of Transportation

**Title / Desc. Click It or Ticket Media Campaign**

*Incentive funds will be used to buy Click It or Ticket Media Outreach. These messages will use paid outdoor, radio, television, interactive internet and print media to promote the increased enforcement of the campaign.*

**Objectives**

- Influence driver and passenger behavior to increase safety belt usage by 9/30/2011

**Budget:**

# Projects	Fund	Source	Federal Funding	State Funding	Program Income	Local Match	Project Total
1	405	K2PM	\$2,029,267.00	\$0.00	\$0.00	\$6,087,801.00	<b>\$8,117,068.00</b>

*Project #* 2011-ThinkSt-G-3YG-0031      *Division* TRF-TS      *Organization Name* ThinkStreet

**Title / Desc. Teen Click It or Ticket Statewide Initiative**

*A statewide public education and awareness program designed to increase seat belt use among teen drivers and passengers, ages 15-20.*

**Objectives**

- Purchase 2 paid media flights by 9/30/2011
- Conduct 1 10-city observational belt-use survey by 4/25/2011
- Conduct 2 Focus group studies to establish a baseline and measure campaign awareness by 4/11/2011
- Manage 2 Landing page updates by 9/30/2011
- Coordinate 8 Months of grassroots outreach efforts by 9/30/2011
- Develop 1 creative campaign with multiple elements by 9/19/2011
- Implement 2 PR and media relations efforts by 9/26/2011

**Budget:**

# Projects	Fund	Source	Federal Funding	State Funding	Program Income	Local Match	Project Total
1	405	K2PM	\$432,700.00	\$0.00	\$0.00	\$1,298,100.00	<b>\$1,730,800.00</b>



Task: <b>Public Information Campaigns</b>	Occupant Protection OP - 05
---	-----------------------------

<i>Project #</i> 2011-UMCEP-G-1YG-0063	<i>District</i> ELP	<i>Organization Name</i> University Medical Center of El Paso
---	------------------------	--

*Title / Desc.* **El Paso District Occupant Protection Program**

*The goal of the El Paso County Occupant Protection Program is to educate families in El Paso County and Hudspeth County about car safety and child restraint use, especially the use of booster seats.*

*Objectives*

- Conduct 6 Madrina-Padrino Traffic Safety Program Classes by 9/30/2011
- Conduct 2 CPS Training Courses for technicians by 9/30/2011
- Conduct 12 Educational classes for teen parents/Headstart families by 9/30/2011
- Educate 16 Community agencies that transport children by 9/30/2011
- Conduct 40 CPS Inspection Events with Focus on Booster Seats Due to Change in Law by 9/30/2011
- Conduct 24 Child Safety Seat and Seat Belt Offender Program Classes by 9/30/2011
- Conduct 2 Trainings with Intensive Care Nursery (ICN) health care professionals on car bed use by 9/30/2011
- Establish 1 E-Z ON Vest Loan Program (car safety restraint for children with special needs) by 9/30/2011
- Establish 8 Partnerships with Pediatric/Family Health Care Clinics by 9/30/2011

*Budget:*

<i># Projects</i>	<i>Fund</i>	<i>Source</i>	<i>Federal Funding</i>	<i>State Funding</i>	<i>Program Income</i>	<i>Local Match</i>	<i>Project Total</i>
1	2011	K3	\$88,698.40	\$0.00	\$0.00	\$68,761.17	<b>\$157,459.57</b>

**Occupant Protection**

**FY 2011  
Budget Module: OP - 05**

Program Area	# Proj	Total	FEDERAL						STATE			Fed. 402 to Local	
			402	405	406	408	410	2010	2011	STATE	INCOME		LOCAL
Program Management	0												
Enforcement	65	\$560,000.00	\$560,000.00										\$560,000.00
Evaluation	3	\$499,304.50	\$454,792.58									\$44,511.92	
Public Information & Education	11	\$15,999,775.77	\$1,361,269.01	\$2,961,967.00					\$1,154,360.20		\$10,000.00	\$10,512,179.56	
Training	0												
<b>TOTALS:</b>	<b>79</b>	<b>\$17,059,080.27</b>	<b>\$2,376,061.59</b>	<b>\$2,961,967.00</b>					<b>\$1,154,360.20</b>		<b>\$10,000.00</b>	<b>\$10,556,691.48</b>	<b>\$560,000.00</b>

--	--	--	--	--	--	--	--	--	--	--	--	--	--

# Pedestrian / Bicycle Safety

PS - 06

## Goals

- To reduce the number of motor vehicle-related pedestrian and bicyclist crashes, fatalities, and injuries

## Objectives

- Reduce the number of Pedestrian fatalities from 416 (2008 FARS) to 400 (FARS)
- The number of Bicyclist fatalities to not exceed 50 (CRIS)

## Strategies

- Improve bicycle crash data
- Improve data collection on pedestrian injuries and fatalities
- Improve identification of problem areas for pedestrians
- Improve pedestrian "walkability of roads and streets"
- Improve pedestrian "walkability" of roads and streets
- Improve public education and information on pedestrian safety
- Improve public education and information on pedestrians and "safe walking"
- Increase awareness for sharing the road between bicyclists and motorists
- Increase enforcement of traffic laws about bicycle right of way
- Increase motorist awareness for sharing the road with bicyclists
- Increase public information and education efforts on bicycle safety
- Increase public information and education efforts on the use of safety equipment

## Project Descriptions

Task: <b>Public Information Campaigns</b>	Pedestrian / Bicycle Safety PS - 06
---	-------------------------------------

<i>Project #</i>	<i>Division</i>	<i>Organization Name</i>
Pedestrian/Bicycle Safety Program	TRF-TS	Texas Department of Transportation

*Title / Desc.* **Currently there are NO projects for the Pedestrian / Bicycle Safety Program Area**

*Budget:*

<i># Projects</i>	<i>Fund</i>	<i>Source</i>	<i>Federal Funding</i>	<i>State Funding</i>	<i>Program Income</i>	<i>Local Match</i>	<i>Project Total</i>
0	402	PS	\$0.00	\$0.00	\$0.00	\$0.00	<b>\$0.00</b>

**Pedestrian / Bicycle Safety**

**FY 2011  
Budget Module: PS - 06**

Program Area	# Proj	Total	FEDERAL						STATE			Fed. 402 to Local	
			402	405	406	408	410	2010	2011	STATE	INCOME		LOCAL
Program Management	0												
Enforcement	0												
Evaluation	0												
Public Information & Education	0												
Training	0												
<b>TOTALS:</b>	<b>0</b>												

--	--	--	--	--	--	--	--	--	--	--	--	--	--

## Police Traffic Services

PT - 07

### Goals

- To increase effective enforcement and adjudication of traffic safety-related laws to reduce crashes, fatalities and injuries
- To reduce intersection-related motor vehicle crashes, injuries, and fatalities

### Objectives

- Reduce the number of KAB crashes from 67,780 (2008 CRIS) to 67,600 (CRIS)
- Reduce the number of Intersection and intersection-related KAB crashes from 26,703 (2008 CRIS) to 26,500 (CRIS)
- Reduce the number of CMV-involved fatalities (all crashes involved at least one vehicle with a vehicle body type of "semi-trailer" or "truck-tractor" from 392 (2008 CRIS) to 350 (CRIS)
- Reduce the number of CMV-involved fatal crashes (all crashes involved at least one vehicle with a vehicle body type of "semi-trailer" or "truck-tractor") from 331 (2008 CRIS) to 300 (CRIS)

### Strategies

- Develop partnerships with CMV industry and trade associations to increase education and training of the general public and drivers
- Increase and sustain high visibility enforcement of Intersection Traffic Control (ITC) laws
- Increase and sustain high visibility enforcement of traffic safety-related laws
- Increase enforcement of commercial motor vehicle speed limits
- Increase enforcement of traffic safety-related laws
- Increase public education and information campaigns
- Increase public education and information campaigns regarding enforcement activities
- Increase public information and education on intersection-related traffic issues
- Increase public information and education on sharing the road with commercial motor vehicles (CMV)
- Provide traffic law enforcement training, technical and managerial support to local law enforcement agencies and highway safety professionals

### Project Descriptions

Task: <b>Enforcement</b>	Police Traffic Services PT - 07
--------------------------	---------------------------------

**Project #** 2011-STEP Comprehensive      **Division** TRF-TS      **Organization Name** Texas Department of Transportation

**Title / Desc. 2011-STEP Comprehensive**

*Provide enhanced sustained enforcement covering multiple offenses, focusing on two or more of the following: Speed, DWI, Intersection Traffic Control (ITC), or Occupant Protection (OP) violations. All STEP Comprehensive agencies that have an occupant protection and/or DWI component will participate in the national enforcement mobilizations.*

**Objectives**

- Increase effective enforcement and adjudication of traffic safety-related laws to reduce fatal and serious injury crashes by 9/30/2011

**Related SubProjects:**

Project #	Organization	Fund	Source	Federal Funds	Local Match	Project Total
2011-AddisonP-S-1YG-0052	Town of Addison - Police Department	402	PT	\$21,443.00	\$11,572.92	<b>\$33,015.92</b>
2011-AllenPD-S-MYG-Yr3-0029	City of Allen	402	PT	\$57,246.00	\$31,396.50	<b>\$88,642.50</b>
2011-Arlingto-S-1YG-0055	City of Arlington	402	PT	\$222,229.96	\$121,659.60	<b>\$343,889.56</b>
2011-Armstron-S-1YG-0076	Armstrong County Sheriff's Department	402	PT	\$19,450.28	\$10,497.55	<b>\$29,947.83</b>
2011-AustinPD-S-MYG-Yr3-0031	City of Austin - Police Department	402	PT	\$532,861.95	\$293,549.49	<b>\$826,411.44</b>
2011-Bedford-S-1YG-0018	City of Bedford	402	PT	\$32,700.00	\$17,656.93	<b>\$50,356.93</b>
2011-BrownsPD-S-1YG-0084	City of Brownsville - Police Department	402	PT	\$75,730.04	\$21,867.17	<b>\$97,597.21</b>
2011-CdrPrkPD-S-MYG-Yr3-0206	City of Cedar Park	402	PT	\$60,261.36	\$35,606.77	<b>\$95,868.13</b>
2011-CorpusPD-S-MYG-Yr3-0227	City of Corpus Christi Police Department	402	PT	\$121,293.80	\$65,614.36	<b>\$186,908.16</b>
2011-Dallasco-S-MYG-Yr3-0262	County of Dallas	402	PT	\$350,190.50	\$258,287.43	<b>\$608,477.93</b>
2011-Dallas-S-MYG-Yr3-0274	City of Dallas - Police Department	402	PT	\$1,200,000.00	\$678,350.34	<b>\$1,878,350.34</b>
2011-DecaturP-S-1YG-0013	City of Decatur Police Department	402	PT	\$34,678.55	\$19,647.38	<b>\$54,325.93</b>
2011-DentonPD-S-1YG-0071	City of Denton	402	PT	\$110,000.00	\$59,484.00	<b>\$169,484.00</b>
2011-Eules-S-1YG-0070	City of Eules Police Department	402	PT	\$68,229.60	\$38,838.77	<b>\$107,068.37</b>
2011-FlowerPD-S-MYG-Yr3-0106	Town of Flower Mound	402	PT	\$49,451.75	\$27,184.53	<b>\$76,636.28</b>
2011-Fortwort-S-1YG-0003	City of Fort Worth	402	PT	\$264,070.00	\$142,310.72	<b>\$406,380.72</b>
2011-FriscoPD-S-MYG-Yr3-0275	City of Frisco	402	PT	\$69,981.39	\$39,771.24	<b>\$109,752.63</b>
2011-GarlandP-S-MYG-Yr3-0187	City of Garland	402	PT	\$249,998.00	\$152,750.82	<b>\$402,748.82</b>
2011-Georgeto-S-MYG-Yr3-0222	City of Georgetown	402	PT	\$38,188.68	\$21,373.14	<b>\$59,561.82</b>
2011-GrandPra-S-MYG-Yr3-0073	City of Grand Prairie	402	PT	\$220,588.86	\$118,938.80	<b>\$339,527.66</b>
2011-HaltomPD-S-MYG-Yr3-0259	City of Haltom City - Police Department	402	PT	\$60,888.00	\$35,178.20	<b>\$96,066.20</b>
2011-Harlinge-S-1YG-0101	City of Harlingen Police Department	402	PT	\$76,687.00	\$42,160.55	<b>\$118,847.55</b>
2011-HarrisCo-S-3YG-0013	Harris County Sheriff's Office	402	PT	\$327,472.69	\$327,472.68	<b>\$654,945.37</b>
2011-HoustonP-S-MYG-Yr3-0248	City of Houston - Police Department	402	PT	\$843,500.00	\$1,597,889.57	<b>\$2,441,389.57</b>
2011-Irving-S-MYG-Yr3-0149	City of Irving	402	PT	\$128,507.50	\$69,651.38	<b>\$198,158.88</b>
2011-KellerPD-S-1YG-0102	City of Keller	402	PT	\$39,600.00	\$21,797.44	<b>\$61,397.44</b>
2011-LaPorte-S-1YG-0009	City of La Porte Police Department	402	PT	\$57,009.18	\$34,810.76	<b>\$91,819.94</b>
2011-LongviPD-S-1YG-0073	City of Longview Police Department	402	PT	\$62,109.00	\$33,451.63	<b>\$95,560.63</b>
2011-Lubbock -S-1YG-0004	City of Lubbock Police Department	402	PT	\$99,294.00	\$99,294.00	<b>\$198,588.00</b>
2011-McAllenP-S-MYG-Yr3-0050	City of McAllen Police Department	402	PT	\$60,005.00	\$32,321.00	<b>\$92,326.00</b>
2011-McKinney-S-MYG-Yr3-0223	City of McKinney	402	PT	\$102,599.20	\$67,557.40	<b>\$170,156.60</b>

Task: <b>Enforcement</b>					Police Traffic Services PT - 07		
2011-Midland-S-1YG-0091	City of Midland	402	PT	\$31,067.49	\$16,827.56	<b>\$47,895.05</b>	
2011-MurphyPD-S-MYG-Yr3-0020	City of Murphy	402	PT	\$19,962.00	\$10,785.26	<b>\$30,747.26</b>	
2011-NewBraun-S-1YG-0065	City of New Braunfels - Police Department	402	PT	\$109,819.15	\$51,512.36	<b>\$161,331.51</b>	
2011-NRichlan-S-MYG-Yr3-0159	City of North Richland Hills	402	PT	\$91,320.00	\$59,808.38	<b>\$151,128.38</b>	
2011-Odessa-S-1YG-0006	City of Odessa - Police Department	402	PT	\$70,572.00	\$37,996.14	<b>\$108,568.14</b>	
2011-PasadePD-S-1YG-0019	City of Pasadena	402	PT	\$123,496.34	\$66,488.56	<b>\$189,984.90</b>	
2011-PharrPD-S-MYG-Yr3-0116	City of Pharr	402	PT	\$64,760.55	\$36,346.93	<b>\$101,107.48</b>	
2011-PortArth-S-1YG-0107	City of Port Arthur Police Department	402	PT	\$37,113.73	\$20,535.86	<b>\$57,649.59</b>	
2011-RowletPD-S-MYG-Yr3-0110	City of Rowlett - Police Department	402	PT	\$69,999.02	\$38,326.49	<b>\$108,325.51</b>	
2011-SanAntPD-S-1YG-0017	City of San Antonio - Police Department	402	PT	\$1,200,000.00	\$647,734.00	<b>\$1,847,734.00</b>	
2011-Seabrook-S-MYG-Yr3-0250	City of Seabrook Police Department	402	PT	\$36,727.00	\$20,038.53	<b>\$56,765.53</b>	
2011-TDPS-S-1YG-0063	Texas Department of Public Safety	402	PT	\$1,415,069.75	\$1,570,788.07	<b>\$2,985,857.82</b>	
2011-TexarkPD-S-1YG-0064	City of Texarkana	402	PT	\$18,343.69	\$22,684.96	<b>\$41,028.65</b>	
2011-Tyler PD-S-1YG-0030	City of Tyler	402	PT	\$64,500.00	\$36,927.52	<b>\$101,427.52</b>	
2011-Webster-S-1YG-0092	City of Webster	402	PT	\$19,240.00	\$11,779.59	<b>\$31,019.59</b>	
2011-Wylie-S-MYG-Yr2-0091	City of Wylie	402	PT	\$68,401.50	\$37,174.01	<b>\$105,575.51</b>	

**Budget:**

# Projects	Fund	Source	Federal Funding	State Funding	Program Income	Local Match	Project Total
47	402	PT	\$9,096,657.51	\$0.00	\$0.00	\$7,213,697.29	<b>\$16,310,354.80</b>

Project #	Division	Organization Name
2011-STEP CMV	TRF-TS	Texas Department of Transportation

**Title / Desc. 2011-STEP CMV**

Provide enhanced enforcement covering multiple offenses, focusing on the following: Speed, Occupant Protection (OP), and Hazardous Moving Violations (HMV) related to commercial motor vehicles.

**Objectives**

- Reduce commercial vehicle crashes, injuries, and fatalities involving vehicles with a Gross Motor Vehicle Rating of 10,000 pounds or greater by 9/30/2011

**Related SubProjects:**

Project #	Organization	Fund	Source	Federal Funds	Local Match	Project Total
2011-Fortwort-S-1YG-0059	City of Fort Worth	402	PT	\$39,600.00	\$21,494.41	<b>\$61,094.41</b>
2011-HoustonP-S-MYG-Yr3-0195	City of Houston - Police Department	402	PT	\$356,498.49	\$292,351.90	<b>\$648,850.39</b>

**Budget:**

# Projects	Fund	Source	Federal Funding	State Funding	Program Income	Local Match	Project Total
2	402	PT	\$396,098.49	\$0.00	\$0.00	\$313,846.31	<b>\$709,944.80</b>

Task: <b>Training</b>	<i>Alcohol and Other Drug Counter Measures AL - 02</i>
-----------------------	--

<i>Project #</i>	<i>Division</i>	<i>Organization Name</i>
2011-UHD-G-MYG-Yr3-0122	TRF-TS	University of Houston/Downtown

**Title / Desc. Mobile Video Instructor Training Course**

*Police officer training course consisting of the legal and procedural use of in-car mobile video recording equipment for driving while intoxicated countermeasure.*

**Objectives**

- Train 225 Texas peace officers in 9 courses on Mobile Video Instructor Training Course by 9/30/2011

**Budget:**

<i># Projects</i>	<i>Fund</i>	<i>Source</i>	<i>Federal Funding</i>	<i>State Funding</i>	<i>Program Income</i>	<i>Local Match</i>	<i>Project Total</i>
1	410	K8	\$144,742.65	\$0.00	\$0.00	\$315,000.00	<b>\$459,742.65</b>



Task: <b>Enforcement</b>	Police Traffic Services PT - 07
--------------------------	---------------------------------

Project # 2011-STEP Wave Comprehensive      Division TRF-TS      Organization Name Texas Department of Transportation

**Title / Desc. 2011-STEP Wave Comprehensive**

*Participate in special enforcement efforts centered on the holiday periods through STEP Waves.*

**Objectives**

- Increase effective enforcement and adjudication of traffic safety-related laws to reduce fatal and serious injury crashes

**Related SubProjects:**

Project #	Organization	Fund	Source	Federal Funds	Local Match	Project Total
2011-Beaumont-S-1YG-0033	City of Beaumont Police Department	402	PT	\$19,984.09	\$10,823.55	<b>\$30,807.64</b>
2011-Benbrook-S-1YG-0010	City of Benbrook Police Department	402	PT	\$15,800.40	\$8,508.58	<b>\$24,308.98</b>
2011-DeSotoPD-S-MYG-Yr3-0176	City of DeSoto	402	PT	\$16,121.16	\$8,717.02	<b>\$24,838.18</b>
2011-Nacogdoc-S-1YG-0045	City of Nacogdoches	402	PT	\$11,724.04	\$6,323.02	<b>\$18,047.06</b>
2011-PantegoP-S-1YG-0041	Town of Pantego Police Department	402	PT	\$13,327.00	\$7,196.68	<b>\$20,523.68</b>
2011-PortIsab-S-1YG-0078	City of Port Isabel - Police Department	402	PT	\$15,953.30	\$35,506.97	<b>\$51,460.27</b>
2011-Willis P-S-MYG-Yr3-0100	City of Willis	402	PT	\$13,554.00	\$7,324.32	<b>\$20,878.32</b>

**Budget:**

# Projects	Fund	Source	Federal Funding	State Funding	Program Income	Local Match	Project Total
7	402	PT	\$106,463.99	\$0.00	\$0.00	\$84,400.14	<b>\$190,864.13</b>

Task: <b>Public Information Campaigns</b>	Police Traffic Services PT - 07
---	---------------------------------

<i>Project #</i>	<i>Division</i>	<i>Organization Name</i>
2011-TMPA-G-3YG-0003	TRF-TS	Texas Municipal Police Association

**Title / Desc. COMPREHENSIVE LAW ENFORCEMENT LIAISON (LEL) SUPPORT AND TRAINING PROJECT**

*Support for traffic safety projects, STEP and trainings on eGrants, child safety seats to law enforcement & distracted driving classes to teens, adults & emergency vehicle operators.*

*Objectives*

- Support 300 non-funded law enforcement agencies in STEP projects by 9/30/2011
- Conduct 1 evaluation of the emergency vehicle operator distracted driving course by 9/30/2011
- Support 100% Blood Alcohol Concentration (BAC) reporting by law enforcement agencies by 9/30/2011
- Educate 2000 teen drivers on the dangers of distracted driving by 9/30/2011
- Educate 500 adult drivers on the dangers of distracted driving by 9/30/2011
- Create 1 course curriculum on adult distracted driving by 12/31/2010
- Educate 200 law enforcement officers on child safety seat laws and recognition by 9/30/2011
- Conduct 1 evaluation of the adult distracted driving course by 9/30/2011
- Conduct 1 Evaluation of the child safety seat course/training for law enforcement by 9/30/2011
- Create 1 course curriculum on teen distracted driving by 12/31/2010
- Create 1 course curriculum on emergency vehicle operator distracted driving by 12/31/2010
- Create 1 course curriculum on child safety seat laws and recognition to law enforcement by 9/30/2011
- Support 20 child passenger safety seat inspection events by 9/30/2011
- Conduct 1 satisfaction evaluation of all funded agencies to measure effectiveness of program by 9/30/2011
- Purchase 25000 Public information and education (PI&E) program materials by 9/30/2011
- Support 20 non law enforcement Highway Safety Plan partner events by 9/30/2011
- Enroll 75 non-funded law enforcement agencies eligible for IDM incentive award program by 9/30/2011
- Enroll 75 non-funded law enforcement agencies eligible to participate in the CIOT incentive by 6/30/2011
- Support 100% law enforcement officers in Crash training by 9/30/2011
- Conduct 4 meetings with TxDOT Program Manager(s), LEL's and stakeholders by 9/30/2011
- Collect 36 news and information articles and publish them on the Buckle Up Texas website by 9/30/2011
- Provide 200 agencies with technical assistance regarding STEP grant administration by 9/30/2011
- Acquire 100% child passenger safety (CPS) technician certifications for all LELs by 9/30/2011
- Educate 500 emergency vehicle operators on the dangers of distracted driving by 9/30/2011

*Budget:*

<i># Projects</i>	<i>Fund</i>	<i>Source</i>	<i>Federal Funding</i>	<i>State Funding</i>	<i>Program Income</i>	<i>Local Match</i>	<i>Project Total</i>
1	402	PT	\$958,772.88	\$0.00	\$0.00	\$106,530.75	<b>\$1,065,303.63</b>

Task: <b>Training</b>	Police Traffic Services PT - 07
-----------------------	---------------------------------

<i>Project #</i>	<i>Division</i>	<i>Organization Name</i>
2011-TTI-G-3YG-0010	TRF-TS	Texas Transportation Institute

*Title / Desc.* **Data Driven Approaches to Crime and Traffic Safety**

*A high visibility law enforcement approach focusing on location based policing and data evaluation. Community resources will be used to address and reduce crime, crashes, and traffic violations.*

*Objectives*

- Identify 20 traffic safety stakeholders to determine needs related to creation of a DDACTS pilot training course by 9/30/2011
- Educate 20 traffic safety stakeholders and agencies in the DDACTS pilot training program by 9/30/2011

*Budget:*

<i># Projects</i>	<i>Fund</i>	<i>Source</i>	<i>Federal Funding</i>	<i>State Funding</i>	<i>Program Income</i>	<i>Local Match</i>	<i>Project Total</i>
1	402	PT	\$83,306.33	\$0.00	\$0.00	\$9,317.83	<b>\$92,624.16</b>

**Police Traffic Services**

**FY 2011  
Budget Module: PT - 07**

Program Area	# Proj	Total	FEDERAL						STATE			Fed. 402 to Local	
			402	405	406	408	410	2010	2011	STATE	INCOME		LOCAL
Program Management	0												
Enforcement	56	\$17,211,163.73	\$9,599,219.99									\$7,611,943.74	\$9,599,219.99
Evaluation	0												
Public Information & Education	1	\$1,065,303.63	\$958,772.88									\$106,530.75	
Training	1	\$92,624.16	\$83,306.33									\$9,317.83	
<b>TOTALS:</b>	<b>58</b>	<b>\$18,369,091.52</b>	<b>\$10,641,299.20</b>									<b>\$7,727,792.32</b>	<b>\$9,599,219.99</b>

--	--	--	--	--	--	--	--	--	--	--	--	--	--

# Speed Control

SC - 08

## Objectives

- Reduce the number of Speeding-related fatalities from 1,422 (2008 FARS) to 1,400 (FARS)
- Track the number of Speeding citations issued during grant-funded enforcement activities

## Strategies

- Identify best practices for speed deterrence when law enforcement is not present

## Project Descriptions

Task: <b>Enforcement</b>	Speed Control SC - 08
--------------------------	-----------------------

<i>Project #</i>	<i>Division</i>	<i>Organization Name</i>
2011-STEP Speed	TRF-TS	Texas Department of Transportation

### Title / Desc. **2011-STEP Speed**

*Provide sustained speed enforcement to increase driver compliance with posted speed limits and to reduce the number of speed-related crashes. In addition, the Police Traffic Services (PTS) program area will conduct STEP-Comprehensive and STEP-Wave grants that involve increased speed enforcement.*

### Objectives

- Increase the speed compliance rate by 9/30/2011
- Reduce the number of speed-related crashes by 9/30/2011
- Increase speed citations/arrests issued by 9/30/2011

### Related SubProjects:

<i>Project #</i>	<i>Organization</i>	<i>Fund</i>	<i>Source</i>	<i>Federal Funds</i>	<i>Local Match</i>	<i>Project Total</i>
2011-Cleveland-S-1YG-0099	City of Cleveland - Police Department	402	SC	\$39,569.63	\$8,236.00	<b>\$47,805.63</b>
2011-DeerPark-S-1YG-0012	City of Deer Park Police Department	402	SC	\$70,000.00	\$38,122.10	<b>\$108,122.10</b>
2011-DentonCo-S-MYG-Yr3-0243	County of Denton	402	SC	\$34,655.34	\$18,680.01	<b>\$53,335.35</b>
2011-Farmers -S-MYG-Yr3-0113	City of Farmers Branch - Police Department	402	SC	\$69,993.00	\$38,068.74	<b>\$108,061.74</b>
2011-Harrison-S-1YG-0050	Harrison County	402	SC	\$58,693.76	\$49,305.81	<b>\$107,999.57</b>
2011-LewisvPD-S-MYG-Yr3-0266	City of Lewisville	402	SC	\$57,735.41	\$31,148.24	<b>\$88,883.65</b>
2011-Mesquite-S-MYG-Yr3-0109	City of Mesquite	402	SC	\$64,162.00	\$35,911.43	<b>\$100,073.43</b>
2011-Sugarlan-S-3YG-0009	City of Sugar Land	402	SC	\$109,135.59	\$12,651.98	<b>\$121,787.57</b>
2011-TexasCit-S-MYG-Yr3-0141	City of Texas City Police Department	402	SC	\$62,776.00	\$7,021.00	<b>\$69,797.00</b>
2011-Waskom-S-1YG-0069	City of Waskom	402	SC	\$19,976.84	\$14,303.05	<b>\$34,279.89</b>

### Budget:

<i># Projects</i>	<i>Fund</i>	<i>Source</i>	<i>Federal Funding</i>	<i>State Funding</i>	<i>Program Income</i>	<i>Local Match</i>	<i>Project Total</i>
10	402	SC	\$586,697.57	\$0.00	\$0.00	\$253,448.36	<b>\$840,145.93</b>

Task: <b>Enforcement</b>	Speed Control SC - 08
--------------------------	-----------------------

<i>Project #</i>	<i>Division</i>	<i>Organization Name</i>
2011-STEP Wave Speed	TRF-TS	Texas Department of Transportation

**Title / Desc. 2011-STEP Wave Speed**

*Provide sustained speed enforcement to increase driver compliance with posted speed limits and to reduce the number of speed-related crashes. In addition, the Police Traffic Services (PTS) program area will conduct STEP-Comprehensive and STEP-Wave grants that involve increased speed enforcement.*

*Objectives*

- Increase the speed compliance rate by 9/30/2011
- Reduce the number of speed-related crashes by 9/30/2011
- Increase speed citations/arrests issued by 9/30/2011

*Related SubProjects:*

<i>Project #</i>	<i>Organization</i>	<i>Fund</i>	<i>Source</i>	<i>Federal Funds</i>	<i>Local Match</i>	<i>Project Total</i>
2011-bulverde-S-1YG-0100	City of Bulverde	402	SC	\$15,580.10	\$4,847.58	<b>\$20,427.68</b>
2011-SelmaPD-S-1YG-0085	City of Selma	402	SC	\$19,620.00	\$12,378.90	<b>\$31,998.90</b>

*Budget:*

<i># Projects</i>	<i>Fund</i>	<i>Source</i>	<i>Federal Funding</i>	<i>State Funding</i>	<i>Program Income</i>	<i>Local Match</i>	<i>Project Total</i>
2	402	SC	\$35,200.10	\$0.00	\$0.00	\$17,226.48	<b>\$52,426.58</b>

### Speed Control

FY 2011  
Budget Module: SC - 08

Program Area	# Proj	Total	FEDERAL						STATE			Fed. 402 to Local	
			402	405	406	408	410	2010	2011	STATE	INCOME		LOCAL
Program Management	0												
Enforcement	12	\$892,572.51	\$621,897.67									\$270,674.84	\$621,897.67
Evaluation	0												
Public Information & Education	0												
Training	0												
<b>TOTALS:</b>	<b>12</b>	<b>\$892,572.51</b>	<b>\$621,897.67</b>									<b>\$270,674.84</b>	<b>\$621,897.67</b>

--	--	--	--	--	--	--	--	--	--	--	--	--	--

**THIS PAGE INTENTIONALLY LEFT BLANK**



## Traffic Records

TR - 09

### Objectives

- Maintain the number of Days to report local crash data to CRIS after crash occurrence at 15
- Maintain the number of Days for crash data to be accessible from Crash Records Information System (CRIS) after receiving report of crash from peace officer (CR-3) at 3

### Strategies

- Improve local databases and their ability to electronically transmit crash data to the Department of State Health Services and Public Safety
- Link Texas Department of State Health Services, Transportation, and Public Safety databases

### Project Descriptions

Task: <b>Evaluation</b>	Traffic Records TR - 09
-------------------------	-------------------------

<i>Project #</i>	<i>Division</i>	<i>Organization Name</i>
2011-TDSHS-IS-G-MYG-Yr2-0085	TRF-TS	Texas Department of State Health Services - ISG

**Title / Desc. Texas EMS/Trauma Registry Replacement Project**

*The overall project will implement the best alternative recommendation for replacing the Texas EMS/Trauma Registry. The second year will be spent customizing the system and starting phased roll out.*

**Objectives**

- Develop 1 Help Desk Plan by 9/30/2011
- Participate 4 Traffic Records Coordinating Committee by 9/30/2011
- Manage 1 Injury Surveillance Program-the EMS/Trauma Registry by 9/30/2011
- Manage 12 Monthly and yearly data moves by 9/30/2011
- Conduct 1 Project Management by 9/30/2011
- Manage 1 Budget by 9/30/2011
- Coordinate 1 EMS/Trauma Registry data analysis and dissemination by 9/30/2011
- Develop 1 Training by 9/30/2011
- Implement 1 Acceptance Testing Plan by 9/30/2011
- Establish 1 System Recovery Plan (SRP) by 5/1/2011
- Implement 1 Configuration Management Plan (CMP) by 9/30/2011
- Create 1 Quality Assurance Plan by 9/30/2011
- Develop 1 EMS & Trauma System Pre-processor by 9/30/2011
- Develop 1 Risk Management Plan by 9/30/2011
- Develop 1 System Transition Plan by 9/30/2011
- Implement 1 Change Management Plan by 9/30/2011
- Create 1 Reports and Dashboard by 9/30/2011
- Create 1 System Specifications by 9/30/2011
- Create 1 Test Plan for New System by 9/30/2011
- Create 1 Data Migration Action Plan by 9/30/2011
- Create 1 Defect Plan by 9/30/2011
- Maintain 1 Executive Steering Committee (ESC) by 9/30/2011

**Budget:**

# Projects	Fund	Source	Federal Funding	State Funding	Program Income	Local Match	Project Total
1	408	K9	\$1,097,503.21	\$0.00	\$0.00	\$778,902.04	<b>\$1,876,405.25</b>

<i>Project #</i>	<i>Division</i>	<i>Organization Name</i>
TRF-TS IS Data Sharing	TRF-TS	Texas Department of Transportation

**Title / Desc. Data Sharing**

*Provide a custom CRIS extract for the Department of State Health Services - Trauma Registry.*

**Budget:**

# Projects	Fund	Source	Federal Funding	State Funding	Program Income	Local Match	Project Total
1	402	TR	\$7,370.00	\$0.00	\$0.00	\$0.00	<b>\$7,370.00</b>

Task: <b>Program Management</b>	Traffic Records TR - 09
---------------------------------	-------------------------

<i>Project #</i> Traffic Records Support Project	<i>Division</i> TRF-TS	<i>Organization Name</i> Cambridge Systematics, Inc
---	---------------------------	--

**Title / Desc. Traffic Records Support Project**

*Cambridge Systematics will act as a consultant on the Texas Traffic Safety Information Systems Plan.*

**Objectives**

- Assist the TxDOT Traffic Safety Section coordinator with updates to the TRCC charter, membership, and oversight of Section 408 funded projects by 9/30/2011
- Assist the Traffic Records Coordinating Committee by scheduling regular meetings, recruiting additional partners, and establishing working groups to address specific data and systems issues by 9/30/2011

**Budget:**

# Projects	Fund	Source	Federal Funding	State Funding	Program Income	Local Match	Project Total
1	402	TR	\$0.00	\$50,000.00	\$0.00	\$0.00	<b>\$50,000.00</b>

<i>Project #</i> TRF-TS CRIS CRASH Help Desk	<i>Division</i> TRF-TS	<i>Organization Name</i> Texas Department of Transportation
---	---------------------------	--

**Title / Desc. CRIS CRASH Help Desk**

*Provide 24 hours/7 days a week help desk support to individual law enforcement officers using the online CRASH reporting software.*

**Budget:**

# Projects	Fund	Source	Federal Funding	State Funding	Program Income	Local Match	Project Total
1	402	TR	\$556,920.00	\$0.00	\$0.00	\$0.00	<b>\$556,920.00</b>

<i>Project #</i> TRF-TS CRASH Agency Report	<i>Division</i> TRF-TS	<i>Organization Name</i> Texas Department of Transportation
--	---------------------------	--

**Title / Desc. CRASH Agency Report**

*Provide technical support to law enforcement agencies using CRASH reporting software during the pilot phase, to include user management and data extracts.*

**Budget:**

# Projects	Fund	Source	Federal Funding	State Funding	Program Income	Local Match	Project Total
1	408	K9	\$408,960.00	\$0.00	\$0.00	\$0.00	<b>\$408,960.00</b>

<i>Project #</i> TRF-TS Crash Records/Data Analysis Operations and CRIS	<i>Division</i> TRF-TS	<i>Organization Name</i> Texas Department of Transportation
--	---------------------------	--

**Title / Desc. Crash Records/Data Analysis Operations and CRIS**

*Support and enhance the statewide data system CRIS (Crash Records Information System) which provides timely and effective data analysis to support allocation of highway safety resources.*

**Budget:**

# Projects	Fund	Source	Federal Funding	State Funding	Program Income	Local Match	Project Total
2	402	TR	\$0.00	\$3,831,453.00	\$0.00	\$0.00	<b>\$3,831,453.00</b>

Task: <b>Training</b>	Traffic Records TR - 09
-----------------------	-------------------------

<i>Project #</i> 2011-TMPA-G-MYG-Yr2-0210	<i>Division</i> TRF-TS	<i>Organization Name</i> Texas Municipal Police Association
--	---------------------------	--

**Title / Desc. Crash Reporting and Analysis for Safer Highways Training**

*To provide training to all law enforcement agencies in "Crash" thus increasing timely reporting, data uniformity and accuracy.*

*Objectives*

- Train 1200 Officers on the "CRASH" course curriculum by 9/30/2011
- Teach 50 Law enforcement personnel on the train-the-trainer "CRASH" course by 9/30/2011
- Conduct 35 Eight hour "CRASH" classes to students by 9/30/2011
- Maintain 1 Team of 3 "CRASH" instructors and one program assistant by 9/30/2011
- Complete 1 Printing of all course curriculum by 9/30/2011
- Distribute 100% CR3/CR100 Instructional video as handouts for training courses and conferences by 9/30/2011
- Evaluate 1 CRASH curriculum for students and train the trainers by 11/30/2010
- Complete 1 Evaluation summary report for TRF by 9/30/2011

*Budget:*

<i># Projects</i>	<i>Fund</i>	<i>Source</i>	<i>Federal Funding</i>	<i>State Funding</i>	<i>Program Income</i>	<i>Local Match</i>	<i>Project Total</i>
1	408	K9	\$487,181.88	\$0.00	\$0.00	\$146,509.93	<b>\$633,691.81</b>

**Traffic Records**

**FY 2011  
Budget Module: TR - 09**

Program Area	# Proj	Total	FEDERAL						STATE			Fed. 402 to Local	
			402	405	406	408	410	2010	2011	STATE	INCOME		LOCAL
Program Management	5	\$4,847,333.00	\$556,920.00			\$408,960.00				\$3,881,453.00			
Enforcement	0												
Evaluation	2	\$1,883,775.25	\$7,370.00			\$1,097,503.21						\$778,902.04	
Public Information & Education	0												
Training	1	\$633,691.81				\$487,181.88						\$146,509.93	
<b>TOTALS:</b>	<b>8</b>	<b>\$7,364,800.06</b>	<b>\$564,290.00</b>			<b>\$1,993,645.09</b>				<b>\$3,881,453.00</b>		<b>\$925,411.97</b>	

--

**THIS PAGE INTENTIONALLY LEFT BLANK**

# Driver Education and Behavior

DE - 10

## Goals

- To increase public knowledge, perception and understanding of traffic safety

## Objectives

- Achieve 1 billion impressions reached with traffic safety messages
- Track Driver Attitudes and Awareness concerning impaired driving, seat belt use, and speeding issues

## Strategies

- Conduct and assist local, state and national traffic safety campaigns
- Develop and implement public information and education efforts on traffic safety issues
- Provide assistance to update the drivers education curriculum
- Provide assistance to update the drivers' education curriculum

## Project Descriptions

Task: <b>Evaluation</b>	Driver Education and Behavior DE - 10
-------------------------	---------------------------------------

Project #	Division	Organization Name
TRF-TS Driver Survey	TRF-TS	Texas Department of Transportation

### Title / Desc. **Driver Attitude and Awareness Survey**

Conduct surveys using NHTSA/GHSA questions that track driver attitudes and awareness concerning impaired driving, seat belts, and speeding.

#### Budget:

# Projects	Fund	Source	Federal Funding	State Funding	Program Income	Local Match	Project Total
1	402	DE	\$150,000.00	\$0.00	\$0.00	\$0.00	<b>\$150,000.00</b>

Task: <b>Public Information Campaigns</b>	Driver Education and Behavior DE - 10
---	---------------------------------------

Project #	Division	Organization Name
2011-ESCVI-G-MYG-Yr3-0149	TRF-TS	Education Service Center, Region VI

### Title / Desc. **Driver Awareness Program for Adults.**

This is a 6 hour safety program for adults identified as under educated by federal guidelines. We will teach Adult Basic Education, Adult Secondary Education & English as a Second Language learners.

#### Objectives

- Teach 2000 Adult Basic Education and ESL students in the Driver Awareness Program by 9/30/2011
- Identify 75 Adult Basic Education and ESL classes that will offer the six hour program by 9/30/2011
- Complete 1 Plan of Administrative and General Grant Requirements by 9/30/2011
- Revise 1 Teacher resource binder to consist of lessons, activities, and answer keys by 9/30/2011
- Analyze 1500 Participant Evaluations to determine the overall affectiveness of the Driver Awareness Program by 9/30/2011

#### Budget:

# Projects	Fund	Source	Federal Funding	State Funding	Program Income	Local Match	Project Total
1	402	DE	\$115,949.03	\$0.00	\$0.00	\$63,147.94	<b>\$179,096.97</b>

Task: <b>Public Information Campaigns</b>	<i>Driver Education and Behavior DE - 10</i>
---	--

*Project #* TRF-TS Driver Education and Behaviour - Local Events  
*Division* TRF-TS  
*Organization Name* Texas Department of Transportation

*Title / Desc.* **Driver Education and Behavior - Local Event Campaign**  
 Provide funding to support 3 local traffic safety events with TxDOT Districts.

*Budget:*

<i># Projects</i>	<i>Fund</i>	<i>Source</i>	<i>Federal Funding</i>	<i>State Funding</i>	<i>Program Income</i>	<i>Local Match</i>	<i>Project Total</i>
3	402	DE	\$0.00	\$45,000.00	\$0.00	\$0.00	<b>\$45,000.00</b>

*Project #* TRF-TS Driver Education & Behaviour - Statewide Media  
*Division* TRF-TS  
*Organization Name* Texas Department of Transportation

*Title / Desc.* **TRF-TS Driver Education & Behavior - Statewide Media Campaign**  
 State funds used to pay for media contractor operating expenses related to traffic safety public information campaigns.

*Budget:*

<i># Projects</i>	<i>Fund</i>	<i>Source</i>	<i>Federal Funding</i>	<i>State Funding</i>	<i>Program Income</i>	<i>Local Match</i>	<i>Project Total</i>
2	402	DE	\$0.00	\$2,325,760.00	\$0.00	\$0.00	<b>\$2,325,760.00</b>

*Project #* 2011-TEA-G-MYG-Yr3-0129  
*Division* TRF-TS  
*Organization Name* Texas Education Agency

*Title / Desc.* **Traffic Safety Education Prevention Program (Grades 6th-8th)**  
 The development of a Texas Safety Education Prevention Program (Grades 6th-8th) to be aligned with the core subjects' Texas Essential Knowledge and Skills for Texas middle school students.

*Objectives*

- Coordinate 4 teacher workshops for the Traffic Safety Education Prevention Program (Grades 6th-8th) by 9/30/2011
- Complete 1 administrative and general grant requirements by 9/30/2011

*Budget:*

<i># Projects</i>	<i>Fund</i>	<i>Source</i>	<i>Federal Funding</i>	<i>State Funding</i>	<i>Program Income</i>	<i>Local Match</i>	<i>Project Total</i>
1	406	K4DE	\$73,160.00	\$0.00	\$0.00	\$10,440.00	<b>\$83,600.00</b>



Task: <b>Public Information Campaigns</b>	<i>Driver Education and Behavior DE - 10</i>
---	--

<i>Project #</i>	<i>Division</i>	<i>Organization Name</i>
2011-TMCEC-G-MYG-Yr3-0320	TRF-TS	Texas Municipal Courts Education Center

**Title / Desc. Driving on the Right Side of the Road**

*To infuse the study of traffic safety into early elementary grades 4, 5, 7, 8, & H.S. govt. classes using the strategies of LRE & utilize municipal judges & court support staff as resources.*

**Objectives**

- Train 400 municipal judges at TMCEC regional conferences on serving as a classroom resource by 9/30/2011
- Provide 1 DRSR Workshop For Teachers at the LRE Annual Conference by 9/30/2011
- Provide 24 DRSR exhibits and distribute PI&E materials on the DRSR project to municipal courts & teachers by 9/30/2011
- Produce 1 computer based educational games on traffic safety for use in social studies classes by 9/30/2011
- Train 250 teacher trainers on the DRSR materials at a statewide conference by 9/30/2011
- Produce 8 newsletter pages for municipal judges & court support personnel on the DRSR program by 9/30/2011
- Train 600 municipal court clerks at TMCEC regional conferences on serving as a classroom resource by 9/30/2011
- Revise 9 DRSR traffic safety teaching units as necessary by 9/30/2011
- Conduct 1 Statewide conference and train 200 teachers on the DRSR project by 9/30/2011

**Budget:**

<i># Projects</i>	<i>Fund</i>	<i>Source</i>	<i>Federal Funding</i>	<i>State Funding</i>	<i>Program Income</i>	<i>Local Match</i>	<i>Project Total</i>
1	402	DE	\$168,804.50	\$0.00	\$0.00	\$91,919.34	<b>\$260,723.84</b>

Task: <b>Public Information Campaigns</b>	<i>Driver Education and Behavior DE - 10</i>
---	--

<i>Project #</i> 2011-TTI-G-MYG-Yr3-0258	<i>Division</i> TRF-TS	<i>Organization Name</i> Texas Transportation Institute
---	---------------------------	--

**Title / Desc. Teens in the Driver Seat Campaign**

*This 3-year project will maintain the teen peer-to-peer safety program, as well as create a new outreach element each year: 1) FY 2009 = parents; 2) FY 2010 = tweens; 3) 2011 = college students.*

**Objectives**

- Increase Seat belt use by teens at TDS Program schools from 75% to 80% by 9/30/2011
- Increase Number of tweens reached by the TDS Program from 5000 to 10000 by 9/30/2011
- Distribute 6000 Total pre- and post-TDS Program surveys in Texas by 9/30/2011
- Increase Number of parent groups participating in the TDS Program in Texas from 0 to 20 by 9/30/2011
- Increase Number of parents reached by the TDS Program in Texas from 0 to 300 by 9/30/2011
- Increase Total number of students reached by the TDS Program in Texas from 185000 to 200000 by 9/30/2011
- Increase Number of middle schools reached by the TDS Program from 10 to 25 by 9/30/2011
- Collect 3500 Total pre- and post-TDS Program surveys in Texas by 9/30/2011
- Conduct 3 Focus groups with teens, parents and tweens (separately) by 9/30/2011
- Decrease Teens killed in traffic crashes in Texas from 425 to 400 by 9/30/2011
- Increase Total number of schools participating in the TDS Program in Texas from 135 to 150 by 9/30/2011
- Acquire 15 Partnerships for the TDS Program that aid grassroots contacts for the program by 9/30/2011
- Decrease Teen drivers using wireless devices at TDS Program schools from 45% to 40% by 9/30/2011
- Decrease Number of drivers with teen passengers without an adult at TDS Program schools from 65% to 60% by 9/30/2011
- Demonstrate TDS Program Schools being aware of the top teen driving risk factors from 25% to 50% by 9/30/2011
- Increase Total number of students participating in TDS resource development in Texas from 1400 to 1500 by 9/30/2011

**Budget:**

<i># Projects</i>	<i>Fund</i>	<i>Source</i>	<i>Federal Funding</i>	<i>State Funding</i>	<i>Program Income</i>	<i>Local Match</i>	<i>Project Total</i>
1	402	DE	\$806,701.09	\$0.00	\$0.00	\$162,920.09	<b>\$969,621.18</b>

Task: **Public Information Campaigns** Driver Education and Behavior DE - 10

Project # 2011-ThinkSt-G-1YG-0036 Division TRF-TS Organization Name ThinkStreet

**Title / Desc. Talk To You Later - I'm Driving!**

*A statewide public awareness and education initiative to reduce traffic crashes and fatalities caused by distracted driving among young people ages 16-34.*

**Objectives**

- Coordinate 4 Months of grassroots outreach efforts by 8/29/2011
- Develop 1 Creative campaign with multiple elements by 4/1/2011
- Purchase 1 paid media flight in April by 7/30/2011
- Develop 1 social netowking site by 12/20/2010
- Implement 1 PR and Media relations effort by 5/31/2011

**Budget:**

# Projects	Fund	Source	Federal Funding	State Funding	Program Income	Local Match	Project Total
1	402	DD	\$450,000.00	\$0.00	\$0.00	\$416,208.00	<b>\$866,208.00</b>

Task: **Training** Driver Education and Behavior DE - 10

Project # 2011-AISD-G-1YG-0034 District AUS Organization Name Austin Independent School District

**Title / Desc. AISD Afterschool Driver Education Program**

*Driver's Education classes will serve 400 students as a part of AISD outside-of-school programs at Lanier, Akins, Travis, Reagan, LBJ and Eastside Memorial High Schools.*

**Objectives**

- Certify 300 students in Driver's Education and provide certificates of completion to each by 9/30/2011

**Budget:**

# Projects	Fund	Source	Federal Funding	State Funding	Program Income	Local Match	Project Total
1	406	K4DE	\$23,909.98	\$0.00	\$0.00	\$25,561.49	<b>\$49,471.47</b>

Project # 2011-ESCVI-G-MYG-Yr2-0079 Division TRF-TS Organization Name Education Service Center, Region VI

**Title / Desc. Texas Traffic SAFETY Education Staff Improvement Program. Safety Alliance For Educating Texas Youth.**

*This program is designed to provide 8 Teen Driver Education staff development workshops to 300 teachers. These trainings will be presented by consultants using a skid monster and marketed state wide.*

**Objectives**

- Analyze 300 Instructor evaluations to determine the overall effectiveness of the staff improvement Program by 9/30/2011
- Complete 1 Plan of Administrative and General Grant Requirements by 9/30/2011
- Train 300 Driver Education Instructors by 9/30/2011
- Conduct 8 Teen Driver Education Workshops for Teachers by 9/30/2011
- Develop 1 Set of content materials to use as training aids for classroom and skid monster activities by 9/30/2011

**Budget:**

# Projects	Fund	Source	Federal Funding	State Funding	Program Income	Local Match	Project Total
1	402	DE	\$84,909.43	\$0.00	\$0.00	\$51,999.96	<b>\$136,909.39</b>

Task: <b>Training</b>	Driver Education and Behavior DE - 10
-----------------------	---------------------------------------

Project # 2011-TEA-G-MYG-Yr2-0106 Division TRF-TS Organization Name Texas Education Agency

Title / Desc. **TX Licensed Driver Education Schools Driver Education Curriculum & Student-Completer Data Submission**

Project offers financial support to licensed driver education schools to incorporate the Program of Organized Instruction in their driver education curriculum & provide student-completer data.

Objectives

- Manage 150 evaluation process for mini-grants to licensed driver education schools for DE curriculum by 9/30/2011
- Manage 150 application process for mini-grants to licensed driver education schools for field testing curriculum by 9/30/2011
- Administer 150 mini-grants to licensed driver education schools for DE curriculum revision by 9/30/2011

Budget:

# Projects	Fund	Source	Federal Funding	State Funding	Program Income	Local Match	Project Total
1	406	K4DE	\$285,701.00	\$0.00	\$0.00	\$33,500.00	<b>\$319,201.00</b>

Project # 2011-TEA-G-MYG-Yr3-0270 Division TRF-TS Organization Name Texas Education Agency

Title / Desc. **Workshops for Defensive Driving (Driving Safety) Instructors and Personnel**

TEA oversees workshops to provide driving safety instructors and personnel current information and countermeasures to incorporate into driving safety (defensive driving) programs.

Objectives

- Coordinate 6 workshops for defensive driving (driving safety) instructors and personnel by 9/30/2011
- Complete 1 administrative and general grant requirements by 9/30/2011

Budget:

# Projects	Fund	Source	Federal Funding	State Funding	Program Income	Local Match	Project Total
1	406	K4DE	\$37,040.00	\$0.00	\$0.00	\$26,410.00	<b>\$63,450.00</b>

**Driver Education and Behavior**

**FY 2011  
Budget Module: DE - 10**

Program Area	# Proj	Total	FEDERAL						STATE			Fed. 402 to Local	
			402	405	406	408	410	2010	2011	STATE	INCOME		LOCAL
Program Management	0												
Enforcement	0												
Evaluation	1	\$150,000.00	\$150,000.00										
Public Information & Education	10	\$4,730,009.99	\$1,541,454.62		\$73,160.00					\$2,370,760.00		\$744,635.37	\$115,949.03
Training	4	\$569,031.86	\$84,909.43		\$346,650.98							\$137,471.45	\$84,909.43
<b>TOTALS:</b>	<b>15</b>	<b>\$5,449,041.85</b>	<b>\$1,776,364.05</b>		<b>\$419,810.98</b>					<b>\$2,370,760.00</b>		<b>\$882,106.82</b>	<b>\$200,858.46</b>

--	--	--	--	--	--	--	--	--	--	--	--	--	--

**THIS PAGE INTENTIONALLY LEFT BLANK**

# Railroad / Highway Crossing

RH - 11

## Goals

- To reduce KAB crashes at railroad/highway crossings

## Objectives

- Reduce the number of KAB crashes at railroad/highway crossings from 297 (2008 CRIS) to 272 (CRIS)

## Strategies

- Educate law enforcement on laws governing railroad/highway crossings
- Increase education of law enforcement concerning laws governing railroad/highway crossings
- Increase public education and Information campaigns

## Project Descriptions

Task: <b>Public Information Campaigns</b>	<i>Railroad / Highway Crossing RH - 11</i>
---	--

<i>Project #</i>	<i>Division</i>	<i>Organization Name</i>
Railroad/Highway Crossing Program	TRF-TS	Texas Department of Transportation

*Title / Desc.* **Currently there are NO projects for the Railroad / Highway Crossing Program Area**

*Budget:*

<i># Projects</i>	<i>Fund</i>	<i>Source</i>	<i>Federal Funding</i>	<i>State Funding</i>	<i>Program Income</i>	<i>Local Match</i>	<i>Project Total</i>
0	402	RH	\$0.00	\$0.00	\$0.00	\$0.00	<b>\$0.00</b>

**Railroad / Highway Crossing**

**FY 2011  
Budget Module: RH - 11**

Program Area	# Proj	Total	FEDERAL						STATE			Fed. 402 to Local	
			402	405	406	408	410	2010	2011	STATE	INCOME		LOCAL
Program Management	0												
Enforcement	0												
Evaluation	0												
Public Information & Education	0												
Training	0												
<b>TOTALS:</b>	<b>0</b>												



# Roadway Safety

RS - 12

## Goals

- To increase knowledge of roadway safety and current technologies among people involved in engineering, construction, and maintenance areas at both the state and local level
- To reduce the number of traffic crashes, injuries, and fatalities in work zones

## Objectives

- Reduce the number of Serious injuries in work zones from 3,372 (2008 CRIS) to 3,100 (CRIS)
- Reduce the number of number of fatalities in work zones from 175 (2008 CRIS) to 145
- Achieve 3,500 persons trained in roadway safety classes

## Strategies

- Evaluate best practices for reducing work zone crashes, injuries, and fatalities, including training
- Improve highway design and engineering through training
- Increase enforcement of traffic safety-related laws in work zones
- Increase public education and information on traffic safety in roadway safety
- Increase public education and information on traffic safety in work zones
- Provide traffic safety problem identification to local jurisdictions
- Provide training on roadway safety issues

## Project Descriptions

Task: **Training**

Roadway Safety RS - 12

<i>Project #</i>	<i>Division</i>	<i>Organization Name</i>
2011-TEEXEUPW-G-1YG-0018	TRF-TS	Texas Engineering Extension Service - ITSI

*Title / Desc.* **Highway Safety Training**

*Reduce the number of traffic crashes, injuries and fatalities on city/county roads by conducting training for city/county road agency personnel on the proper use of traffic signs & pavement markings.*

*Objectives*

- Conduct 5 Installation and Maintenance of Signs courses by 9/30/2011
- Conduct 5 Installation and Maintenance of Pavement Markings courses by 9/30/2011
- Complete 100% administrative and general grant requirements by 9/30/2011
- Train 100 participants in Installation and Maintenance of Signs courses by 9/30/2011
- Train 100 participants in Installation and Maintenance of Pavement Markings courses by 9/30/2011

*Budget:*

<i># Projects</i>	<i>Fund</i>	<i>Source</i>	<i>Federal Funding</i>	<i>State Funding</i>	<i>Program Income</i>	<i>Local Match</i>	<i>Project Total</i>
1	402	RS	\$39,062.65	\$0.00	\$0.00	\$36,525.00	<b>\$75,587.65</b>

Task: <b>Training</b>	Roadway Safety RS - 12
-----------------------	------------------------

*Project #* 2011-TEEXEUPW-G-1YG-0033      *Division* TRF-TS      *Organization Name* Texas Engineering Extension Service - ITSI

**Title / Desc. Work Zone Safety Training**

*Reduce the number of traffic crashes, injuries and fatalities in work zones by conducting training on proper work zone design and safety for city/county road agency personnel.*

*Objectives*

- Train 750 participants in Flagging in Work Zones courses by 9/30/2011
- Conduct 30 Flagging in Work Zones courses by 9/30/2011
- Complete 100% administrative and general grant requirements by 9/30/2011
- Conduct 50 Work Zone Traffic Control courses by 9/30/2011
- Train 625 participants in Work Zone Traffic Control Refresher courses by 9/30/2011
- Conduct 25 Work Zone Traffic Control Refresher courses by 9/30/2011
- Train 1250 participants in Work Zone Traffic Control courses by 9/30/2011

*Budget:*

<i># Projects</i>	<i>Fund</i>	<i>Source</i>	<i>Federal Funding</i>	<i>State Funding</i>	<i>Program Income</i>	<i>Local Match</i>	<i>Project Total</i>
1	402	RS	\$435,238.06	\$0.00	\$0.00	\$584,312.50	<b>\$1,019,550.56</b>

*Project #* 2011-UTatArli-G-3YG-0032      *Division* TRF-TS      *Organization Name* The University of Texas at Arlington

**Title / Desc. Texas City/County Work Zone Training Program**

*Localized Training: Work Zone Safety and Work Zone Traffic Control, Planning, Night Road Work Planning, Installation and Maintenance of Signs and Pavement Markings, Work Zone Construction Site Safety.*

*Objectives*

- Train 144 CCT333 Students in Night Road Work Planning and Implementation by 9/30/2011
- Train 810 CCT520 Students in Work Zone Traffic Control/Qualified Flagger by 9/30/2011
- Conduct 45 CCT520 Classes in Work Zone Traffic Control /Qualified Flagger by 9/30/2011
- Train 144 CCT210 Students in Planning Work Zone Traffic Control by 9/30/2011
- Conduct 8 CCT210 Classes in Planning Work Zone Traffic Control by 9/30/2011
- Conduct 8 CCT333 Classes Night Road Work Planning and Implementation Classes by 9/30/2011
- Conduct 50 CCT401 Classes in Work Zone Construction Site Safety by 9/30/2011
- Train 144 CCT515 Students in Installation of Signs and Pavement Markings by 9/30/2011
- Conduct 8 CCT515 Classes in Installation and Maintenance and Pavement Markings by 9/30/2011
- Train 900 CCT401 Students in Work Zone Construction Site Safety by 9/30/2011

*Budget:*

<i># Projects</i>	<i>Fund</i>	<i>Source</i>	<i>Federal Funding</i>	<i>State Funding</i>	<i>Program Income</i>	<i>Local Match</i>	<i>Project Total</i>
1	402	RS	\$526,667.44	\$0.00	\$0.00	\$658,257.83	<b>\$1,184,925.27</b>

**Roadway Safety**

**FY 2011  
Budget Module: RS - 12**

Program Area	# Proj	Total	FEDERAL						STATE			Fed. 402 to Local	
			402	405	406	408	410	2010	2011	STATE	INCOME		LOCAL
Program Management	0												
Enforcement	0												
Evaluation	0												
Public Information & Education	0												
Training	3	\$2,280,063.48	\$1,000,968.15									\$1,279,095.33	
<b>TOTALS:</b>	<b>3</b>	<b>\$2,280,063.48</b>	<b>\$1,000,968.15</b>									<b>\$1,279,095.33</b>	

--	--	--	--	--	--	--	--	--	--	--	--	--	--

**THIS PAGE INTENTIONALLY LEFT BLANK**

# Safe Communities

SA - 13

## Goals

- To promote the Texas Safe Community process statewide in order to prevent traffic-related crashes, injuries, and fatalities

## Objectives

- Achieve a minimum of 8 Safe Communities Coalitions

## Strategies

- Provide management support to implement community traffic safety programs
- Provide training programs on how to initiate and conduct community based programs
- Support local Safe Communities Coalitions
- Support the Safe Communities process

## Project Descriptions

Task: <b>Public Information Campaigns</b>	Safe Communities SA - 13
---	--------------------------

<i>Project #</i>	<i>District</i>	<i>Organization Name</i>
2011-IPCOGD-G-MYG-Yr3-0171	DAL	Injury Prevention Center of Greater Dallas

*Title / Desc.* **Dallas Tweens: Safe and Secure**

*The aim of the proposed intervention is to increase properly restrained youth ages 8 to 12 in Southeast Dallas through a culturally-competant, community-integrated program.*

*Objectives*

- Conduct 2400 pre-intervention and ongoing observations by 9/30/2011
- Implement 1 tween occupant safety intervention by 9/30/2011
- Develop 1 final evaluation report by 9/30/2011

*Budget:*

<i># Projects</i>	<i>Fund</i>	<i>Source</i>	<i>Federal Funding</i>	<i>State Funding</i>	<i>Program Income</i>	<i>Local Match</i>	<i>Project Total</i>
1	402	SA	\$65,524.19	\$0.00	\$0.00	\$39,071.63	<b>\$104,595.82</b>

Task: <b>Public Information Campaigns</b>	Safe Communities SA - 13
---	--------------------------

<i>Project #</i> 2011-TAMUCC-G-MYG-Yr3-0307	<i>District</i> CRP	<i>Organization Name</i> Texas A&M University-Corpus Christi
--	------------------------	---

**Title / Desc. Safe Communities Safe Driving Public Education Campaign**

*A public education campaign in support of the Safe Communities Coalition targeting unsafe driving behavior in Nueces County through creation and delivery of presentations, PI&E materials, and PSA's.*

*Objectives*

- Create 4 driver/motorcycle/bicycle/pedestrian safety presentations or revise current ones by 9/30/2011
- Participate 16 community health/safety fairs or other events to distribute PI&E materials by 9/30/2011
- Provide 16 approved presentations on safe driving to college, university, or high school students by 9/30/2011
- Develop 4 new public education items and/or revise and update old ones including translation to Spanish by 9/30/2011
- Conduct 10 meetings of the Nueces County Safe Communities Coalition by 9/30/2011
- Distribute 80000 items of PI&E materials related to Nueces County safe driving issues by 9/30/2011
- Educate 4000 persons through the distribution of PI&E materials at community health/safety fairs and events by 9/30/2011
- Educate 200 Nueces County drivers through presentations provided to community organizations by 9/30/2011
- Complete 15 news releases about driving safety issues prior to events and presentations by 9/30/2011
- Create 1 Public service announcement for Nueces County media and obtain airing of it by 9/30/2011
- Create 3 Promotional items for use as incentives related to activities at event booths and tables by 9/30/2011
- Provide 16 presentations on safe driving targeting Hispanics to Nueces County organizations or groups by 9/30/2011
- Educate 200 younger drivers (college, university, and/or high school students) through presentations by 9/30/2011

*Budget:*

<i># Projects</i>	<i>Fund</i>	<i>Source</i>	<i>Federal Funding</i>	<i>State Funding</i>	<i>Program Income</i>	<i>Local Match</i>	<i>Project Total</i>
1	402	SA	\$75,913.39	\$0.00	\$0.00	\$45,630.04	<b>\$121,543.43</b>

Task: <b>Public Information Campaigns</b>	Safe Communities SA - 13
---	--------------------------

<i>Project #</i> 2011-TTI-G-MYG-Yr3-0255	<i>Division</i> TRF-TS	<i>Organization Name</i> Texas Transportation Institute
---	---------------------------	--

*Title / Desc.* **Management of Texas Safe Communities Program**

*Provide management support to implement community traffic safety programs.*

*Objectives*

- Maintain 1 website dedicated to Texas Safe Communities by 9/30/2011
- Increase Safe Community coalitions in Texas to 9 by 9/30/2011
- Conduct 2 presentations at a min. of 2 statewide conferences & promote the SC process in as many venues available by 9/30/2011
- Provide 1 Safe Community activity report as required and upon request as needed by 9/30/2011
- Conduct 5 trainings, workshops, information sharing mtngs one of which will be in Spanish at a TX border city by 9/30/2011
- Provide 1 set at a minimum of data and data analysis as requested by 9/30/2011

*Budget:*

<i># Projects</i>	<i>Fund</i>	<i>Source</i>	<i>Federal Funding</i>	<i>State Funding</i>	<i>Program Income</i>	<i>Local Match</i>	<i>Project Total</i>
1	402	SA	\$202,487.10	\$0.00	\$0.00	\$22,631.08	<b>\$225,118.18</b>

**Safe Communities**

**FY 2011  
Budget Module: SA - 13**

Program Area	# Proj	Total	FEDERAL						STATE			Fed. 402 to Local	
			402	405	406	408	410	2010	2011	STATE	INCOME		LOCAL
Program Management	0												
Enforcement	0												
Evaluation	0												
Public Information & Education	3	\$451,257.43	\$343,924.68									\$107,332.75	\$141,437.58
Training	0												
<b>TOTALS:</b>	<b>3</b>	<b>\$451,257.43</b>	<b>\$343,924.68</b>									<b>\$107,332.75</b>	<b>\$141,437.58</b>

--	--	--	--	--	--	--	--	--	--	--	--	--	--



# School Bus

# SB - 14

## Goals

- To reduce School bus-related crashes, injuries, and fatalities

## Objectives

- Reduce the number of school bus passenger fatalities per year on a five year average (FARS) from 0.40 (2003-2008 FARS) to 0.2 (FARS)

## Strategies

- Provide increased enforcement of state traffic laws around school buses
- Provide management support to implement community traffic safety programs
- Provide public information and education campaigns to promote safe motor vehicle operations around school buses
- Provide safe school bus operation training for school bus drivers in both English and Spanish
- Provide training programs on how to initiate and conduct community based programs
- Support the Safe Communities process

## Project Descriptions

Task: <b>Training</b>	School Bus SB - 14
-----------------------	--------------------

<i>Project #</i>	<i>Division</i>	<i>Organization Name</i>
2011-ESCVI-G-MYG-Yr3-0152	TRF-TS	Education Service Center, Region VI

*Title / Desc.* **School Bus Safety Training 101**

*Revision of Project material and continue to implement safety units to 500 school bus drivers and hold Train the Trainer workshops to the remaining Education Service Centers.*

*Objectives*

- Identify 1 Set of content materials to be utilized in the various Bus Safety training sessions by 9/30/2011
- Complete 1 Plan of Administrative and General Grant Requirements by 9/30/2011
- Teach 500 School Bus Drivers in Bus Safety 101 by 9/30/2011

*Budget:*

<i># Projects</i>	<i>Fund</i>	<i>Source</i>	<i>Federal Funding</i>	<i>State Funding</i>	<i>Program Income</i>	<i>Local Match</i>	<i>Project Total</i>
1	402	SB	\$127,932.59	\$0.00	\$0.00	\$23,327.26	<b>\$151,259.85</b>

**School Bus**

**FY 2011  
Budget Module: SB - 14**

Program Area	# Proj	Total	FEDERAL						STATE			Fed. 402 to Local	
			402	405	406	408	410	2010	2011	STATE	INCOME		LOCAL
Program Management	0												
Enforcement	0												
Evaluation	0												
Public Information & Education	0												
Training	1	\$151,259.85	\$127,932.59									\$23,327.26	\$127,932.59
<b>TOTALS:</b>	<b>1</b>	<b>\$151,259.85</b>	<b>\$127,932.59</b>									<b>\$23,327.26</b>	<b>\$127,932.59</b>

--	--	--	--	--	--	--	--	--	--	--	--	--	--

**Highway Safety Plan - Project Cross Reference**

**Enforcement Projects**

<i>Project #</i>	<i>Organization</i>	<i>#</i>	<i>PA</i>	<i>Fund</i>	<i>Source</i>	<i>Federal Funds</i>	<i>State Funding</i>	<i>Prog. Income</i>	<i>Local Match</i>	<i>Project Total</i>
2011-BrazosCA-G-MYG-Yr3-0228	Brazos County Attorney's Office		AL	410	K8	\$61,601.04	\$0.00	\$0.00	\$53,864.20	<b>\$115,465.24</b>
2011-CollinDA-G-MYG-Yr2-0182	Collin County - District Attorney's Office		AL	410	K8FR	\$75,046.50	\$0.00	\$0.00	\$15,416.68	<b>\$90,463.18</b>
2011-HarrisDA-G-3YG-0026	Harris County District Attorney		AL	410	K8FR	\$229,415.78	\$0.00	\$0.00	\$25,490.65	<b>\$254,906.43</b>
2011-MCDAO-G-1YG-0009	Montgomery County District Attorney's Office		AL	410	K8FR	\$98,350.00	\$0.00	\$0.00	\$50,775.00	<b>\$149,125.00</b>
TRF-TS CIOT Incentives	Texas Department of Transportation		OP	402	OP	\$60,000.00	\$0.00	\$0.00	\$0.00	<b>\$60,000.00</b>
TRF-TS CIOT STEP	Texas Department of Transportation		OP	402	OP	\$500,000.00	\$0.00	\$0.00	\$0.00	<b>\$500,000.00</b>
TRF-TS IDM Incentives	Texas Department of Transportation		AL	402	AL	\$60,000.00	\$0.00	\$0.00	\$0.00	<b>\$60,000.00</b>
TRF-TS IDM STEP	Texas Department of Transportation		AL	410	K8HV	\$3,500,000.00	\$0.00	\$0.00	\$5,225,000.00	<b>\$8,725,000.00</b>
<b>CMV STEP</b>										
2011-Fortwort-S-1YG-0059	City of Fort Worth		PT	402	PT	\$39,600.00	\$0.00	\$0.00	\$21,494.41	<b>\$61,094.41</b>
2011-HoustonP-S-MYG-Yr3-0195	City of Houston - Police Department		PT	402	PT	\$356,498.49	\$0.00	\$0.00	\$292,351.90	<b>\$648,850.39</b>
	<b>Subtotals</b>	<b># of Projects: 2</b>				<b>\$396,098.49</b>	<b>\$0.00</b>	<b>\$0.00</b>	<b>\$313,846.31</b>	<b>\$709,944.80</b>
<b>Comprehensive STEP</b>										
2011-AddisonP-S-1YG-0052	Town of Addison - Police Department		PT	402	PT	\$21,443.00	\$0.00	\$0.00	\$11,572.92	<b>\$33,015.92</b>
2011-AllenPD-S-MYG-Yr3-0029	City of Allen		PT	402	PT	\$57,246.00	\$0.00	\$0.00	\$31,396.50	<b>\$88,642.50</b>
2011-Arlingto-S-1YG-0055	City of Arlington		PT	402	PT	\$222,229.96	\$0.00	\$0.00	\$121,659.60	<b>\$343,889.56</b>
2011-Armstron-S-1YG-0076	Armstrong County Sheriff's Department		PT	402	PT	\$19,450.28	\$0.00	\$0.00	\$10,497.55	<b>\$29,947.83</b>
2011-AustinPD-S-MYG-Yr3-0031	City of Austin - Police Department		PT	402	PT	\$532,861.95	\$0.00	\$0.00	\$293,549.49	<b>\$826,411.44</b>
2011-Bedford-S-1YG-0018	City of Bedford		PT	402	PT	\$32,700.00	\$0.00	\$0.00	\$17,656.93	<b>\$50,356.93</b>
2011-BrownsPD-S-1YG-0084	City of Brownsville - Police Department		PT	402	PT	\$75,730.04	\$0.00	\$0.00	\$21,867.17	<b>\$97,597.21</b>
2011-CdrPrkPD-S-MYG-Yr3-0206	City of Cedar Park		PT	402	PT	\$60,261.36	\$0.00	\$0.00	\$35,606.77	<b>\$95,868.13</b>
2011-CorpusPD-S-MYG-Yr3-0227	City of Corpus Christi Police Department		PT	402	PT	\$121,293.80	\$0.00	\$0.00	\$65,614.36	<b>\$186,908.16</b>
2011-Dallasco-S-MYG-Yr3-0262	County of Dallas		PT	402	PT	\$350,190.50	\$0.00	\$0.00	\$258,287.43	<b>\$608,477.93</b>
2011-Dallas-S-MYG-Yr3-0274	City of Dallas - Police Department		PT	402	PT	\$1,200,000.00	\$0.00	\$0.00	\$678,350.34	<b>\$1,878,350.34</b>
2011-DecaturP-S-1YG-0013	City of Decatur Police Department		PT	402	PT	\$34,678.55	\$0.00	\$0.00	\$19,647.38	<b>\$54,325.93</b>
2011-DentonPD-S-1YG-0071	City of Denton		PT	402	PT	\$110,000.00	\$0.00	\$0.00	\$59,484.00	<b>\$169,484.00</b>
2011-EulesS-S-1YG-0070	City of Eules Police Department		PT	402	PT	\$68,229.60	\$0.00	\$0.00	\$38,838.77	<b>\$107,068.37</b>
2011-FlowerPD-S-MYG-Yr3-0106	Town of Flower Mound		PT	402	PT	\$49,451.75	\$0.00	\$0.00	\$27,184.53	<b>\$76,636.28</b>
2011-Fortwort-S-1YG-0003	City of Fort Worth		PT	402	PT	\$264,070.00	\$0.00	\$0.00	\$142,310.72	<b>\$406,380.72</b>
2011-FriscoPD-S-MYG-Yr3-0275	City of Frisco		PT	402	PT	\$69,981.39	\$0.00	\$0.00	\$39,771.24	<b>\$109,752.63</b>

**Highway Safety Plan - Project Cross Reference**

**Enforcement Projects**

<i>Project #</i>	<i>Organization</i>	<i>#</i>	<i>PA</i>	<i>Fund</i>	<i>Source</i>	<i>Federal Funds</i>	<i>State Funding</i>	<i>Prog. Income</i>	<i>Local Match</i>	<i>Project Total</i>
2011-GarlandP-S-MYG-Yr3-0187	City of Garland		PT	402	PT	\$249,998.00	\$0.00	\$0.00	\$152,750.82	<b>\$402,748.82</b>
2011-Georgeto-S-MYG-Yr3-0222	City of Georgetown		PT	402	PT	\$38,188.68	\$0.00	\$0.00	\$21,373.14	<b>\$59,561.82</b>
2011-GrandPra-S-MYG-Yr3-0073	City of Grand Prairie		PT	402	PT	\$220,588.86	\$0.00	\$0.00	\$118,938.80	<b>\$339,527.66</b>
2011-HaltomPD-S-MYG-Yr3-0259	City of Haltom City - Police Department		PT	402	PT	\$60,888.00	\$0.00	\$0.00	\$35,178.20	<b>\$96,066.20</b>
2011-Harlinge-S-1YG-0101	City of Harlingen Police Department		PT	402	PT	\$76,687.00	\$0.00	\$0.00	\$42,160.55	<b>\$118,847.55</b>
2011-HarrisCo-S-3YG-0013	Harris County Sheriff's Office		PT	402	PT	\$327,472.69	\$0.00	\$0.00	\$327,472.68	<b>\$654,945.37</b>
2011-HoustonP-S-MYG-Yr3-0248	City of Houston - Police Department		PT	402	PT	\$843,500.00	\$0.00	\$0.00	\$1,597,889.57	<b>\$2,441,389.57</b>
2011-Irving-S-MYG-Yr3-0149	City of Irving		PT	402	PT	\$128,507.50	\$0.00	\$0.00	\$69,651.38	<b>\$198,158.88</b>
2011-KellerPD-S-1YG-0102	City of Keller		PT	402	PT	\$39,600.00	\$0.00	\$0.00	\$21,797.44	<b>\$61,397.44</b>
2011-LaPorte-S-1YG-0009	City of La Porte Police Department		PT	402	PT	\$57,009.18	\$0.00	\$0.00	\$34,810.76	<b>\$91,819.94</b>
2011-LongviPD-S-1YG-0073	City of Longview Police Department		PT	402	PT	\$62,109.00	\$0.00	\$0.00	\$33,451.63	<b>\$95,560.63</b>
2011-Lubbock -S-1YG-0004	City of Lubbock Police Department		PT	402	PT	\$99,294.00	\$0.00	\$0.00	\$99,294.00	<b>\$198,588.00</b>
2011-McAllenP-S-MYG-Yr3-0050	City of McAllen Police Department		PT	402	PT	\$60,005.00	\$0.00	\$0.00	\$32,321.00	<b>\$92,326.00</b>
2011-McKinney-S-MYG-Yr3-0223	City of McKinney		PT	402	PT	\$102,599.20	\$0.00	\$0.00	\$67,557.40	<b>\$170,156.60</b>
2011-Midland-S-1YG-0091	City of Midland		PT	402	PT	\$31,067.49	\$0.00	\$0.00	\$16,827.56	<b>\$47,895.05</b>
2011-MurphyPD-S-MYG-Yr3-0020	City of Murphy		PT	402	PT	\$19,962.00	\$0.00	\$0.00	\$10,785.26	<b>\$30,747.26</b>
2011-NewBrau-S-1YG-0065	City of New Braunfels - Police Department		PT	402	PT	\$109,819.15	\$0.00	\$0.00	\$51,512.36	<b>\$161,331.51</b>
2011-NRichlan-S-MYG-Yr3-0159	City of North Richland Hills		PT	402	PT	\$91,320.00	\$0.00	\$0.00	\$59,808.38	<b>\$151,128.38</b>
2011-Odessa-S-1YG-0006	City of Odessa - Police Department		PT	402	PT	\$70,572.00	\$0.00	\$0.00	\$37,996.14	<b>\$108,568.14</b>
2011-PasadePD-S-1YG-0019	City of Pasadena		PT	402	PT	\$123,496.34	\$0.00	\$0.00	\$66,488.56	<b>\$189,984.90</b>
2011-PharrPD-S-MYG-Yr3-0116	City of Pharr		PT	402	PT	\$64,760.55	\$0.00	\$0.00	\$36,346.93	<b>\$101,107.48</b>
2011-PortArth-S-1YG-0107	City of Port Arthur Police Department		PT	402	PT	\$37,113.73	\$0.00	\$0.00	\$20,535.86	<b>\$57,649.59</b>
2011-RowletPD-S-MYG-Yr3-0110	City of Rowlett - Police Department		PT	402	PT	\$69,999.02	\$0.00	\$0.00	\$38,326.49	<b>\$108,325.51</b>
2011-SanAntPD-S-1YG-0017	City of San Antonio - Police Department		PT	402	PT	\$1,200,000.00	\$0.00	\$0.00	\$647,734.00	<b>\$1,847,734.00</b>
2011-Seabrook-S-MYG-Yr3-0250	City of Seabrook Police Department		PT	402	PT	\$36,727.00	\$0.00	\$0.00	\$20,038.53	<b>\$56,765.53</b>
2011-TDPS-S-1YG-0063	Texas Department of Public Safety		PT	402	PT	\$1,415,069.75	\$0.00	\$0.00	\$1,570,788.07	<b>\$2,985,857.82</b>
2011-TexarkPD-S-1YG-0064	City of Texarkana		PT	402	PT	\$18,343.69	\$0.00	\$0.00	\$22,684.96	<b>\$41,028.65</b>
2011-Tyler PD-S-1YG-0030	City of Tyler		PT	402	PT	\$64,500.00	\$0.00	\$0.00	\$36,927.52	<b>\$101,427.52</b>
2011-Webster-S-1YG-0092	City of Webster		PT	402	PT	\$19,240.00	\$0.00	\$0.00	\$11,779.59	<b>\$31,019.59</b>
2011-Wylie-S-MYG-Yr2-0091	City of Wylie		PT	402	PT	\$68,401.50	\$0.00	\$0.00	\$37,174.01	<b>\$105,575.51</b>

**Highway Safety Plan - Project Cross Reference**

**Enforcement Projects**

Project #	Organization	#	PA	Fund	Source	Federal Funds	State Funding	Prog. Income	Local Match	Project Total
		<b>Subtotals</b>	# of Projects:	47		\$9,096,657.51	\$0.00	\$0.00	\$7,213,697.29	<b>\$16,310,354.80</b>
<b>SPEED STEP</b>										
2011-Cleveland-S-1YG-0099	City of Cleveland - Police Department		SC	402	SC	\$39,569.63	\$0.00	\$0.00	\$8,236.00	<b>\$47,805.63</b>
2011-DeerPark-S-1YG-0012	City of Deer Park Police Department		SC	402	SC	\$70,000.00	\$0.00	\$0.00	\$38,122.10	<b>\$108,122.10</b>
2011-DentonCo-S-MYG-Yr3-0243	County of Denton		SC	402	SC	\$34,655.34	\$0.00	\$0.00	\$18,680.01	<b>\$53,335.35</b>
2011-Farmers -S-MYG-Yr3-0113	City of Farmers Branch - Police Department		SC	402	SC	\$69,993.00	\$0.00	\$0.00	\$38,068.74	<b>\$108,061.74</b>
2011-Harrison-S-1YG-0050	Harrison County		SC	402	SC	\$58,693.76	\$0.00	\$0.00	\$49,305.81	<b>\$107,999.57</b>
2011-LewisvPD-S-MYG-Yr3-0266	City of Lewisville		SC	402	SC	\$57,735.41	\$0.00	\$0.00	\$31,148.24	<b>\$88,883.65</b>
2011-Mesquite-S-MYG-Yr3-0109	City of Mesquite		SC	402	SC	\$64,162.00	\$0.00	\$0.00	\$35,911.43	<b>\$100,073.43</b>
2011-Sugarlan-S-3YG-0009	City of Sugar Land		SC	402	SC	\$109,135.59	\$0.00	\$0.00	\$12,651.98	<b>\$121,787.57</b>
2011-TexasCit-S-MYG-Yr3-0141	City of Texas City Police Department		SC	402	SC	\$62,776.00	\$0.00	\$0.00	\$7,021.00	<b>\$69,797.00</b>
2011-Waskom-S-1YG-0069	City of Waskom		SC	402	SC	\$19,976.84	\$0.00	\$0.00	\$14,303.05	<b>\$34,279.89</b>
		<b>Subtotals</b>	# of Projects:	10		\$586,697.57	\$0.00	\$0.00	\$253,448.36	<b>\$840,145.93</b>
<b>WAVE Comprehensive STEP</b>										
2011-Beaumont-S-1YG-0033	City of Beaumont Police Department		PT	402	PT	\$19,984.09	\$0.00	\$0.00	\$10,823.55	<b>\$30,807.64</b>
2011-Benbrook-S-1YG-0010	City of Benbrook Police Department		PT	402	PT	\$15,800.40	\$0.00	\$0.00	\$8,508.58	<b>\$24,308.98</b>
2011-DeSotoPD-S-MYG-Yr3-0176	City of DeSoto		PT	402	PT	\$16,121.16	\$0.00	\$0.00	\$8,717.02	<b>\$24,838.18</b>
2011-Nacogdoc-S-1YG-0045	City of Nacogdoches		PT	402	PT	\$11,724.04	\$0.00	\$0.00	\$6,323.02	<b>\$18,047.06</b>
2011-PantegoP-S-1YG-0041	Town of Pantego Police Department		PT	402	PT	\$13,327.00	\$0.00	\$0.00	\$7,196.68	<b>\$20,523.68</b>
2011-PortIsab-S-1YG-0078	City of Port Isabel - Police Department		PT	402	PT	\$15,953.30	\$0.00	\$0.00	\$35,506.97	<b>\$51,460.27</b>
2011-Willis P-S-MYG-Yr3-0100	City of Willis		PT	402	PT	\$13,554.00	\$0.00	\$0.00	\$7,324.32	<b>\$20,878.32</b>
		<b>Subtotals</b>	# of Projects:	7		\$106,463.99	\$0.00	\$0.00	\$84,400.14	<b>\$190,864.13</b>
<b>WAVE SPEED STEP</b>										
2011-bulverde-S-1YG-0100	City of Bulverde		SC	402	SC	\$15,580.10	\$0.00	\$0.00	\$4,847.58	<b>\$20,427.68</b>
2011-SelmaPD-S-1YG-0085	City of Selma		SC	402	SC	\$19,620.00	\$0.00	\$0.00	\$12,378.90	<b>\$31,998.90</b>
		<b>Subtotals</b>	# of Projects:	2		\$35,200.10	\$0.00	\$0.00	\$17,226.48	<b>\$52,426.58</b>

				Federal Funds	State Funding	Prog. Income	Local Match	Project Total
<b>Enforcement Task Summary</b>		# Projects:	222	\$14,805,530.98	\$0.00	\$0.00	\$13,253,165.11	<b>\$28,058,696.09</b>

**Highway Safety Plan - Project Cross Reference**

**Evaluation Projects**

<i>Project #</i>	<i>Organization</i>	<i>#</i>	<i>PA</i>	<i>Fund</i>	<i>Source</i>	<i>Federal Funds</i>	<i>State Funding</i>	<i>Prog. Income</i>	<i>Local Match</i>	<i>Project Total</i>
2011-TDSHS-IS-G-MYG-Yr2-0085	Texas Department of State Health Services - ISG	TR	408	K9	\$1,097,503.21	\$0.00	\$0.00	\$778,902.04	<b>\$1,876,405.25</b>	
2011-TTI-G-1YG-0057	Texas Transportation Institute	PA	402	PA	\$70,907.30	\$0.00	\$0.00	\$7,952.26	<b>\$78,859.56</b>	
2011-TTI-G-MYG-Yr2-0043	Texas Transportation Institute	AL	410	K8	\$103,826.22	\$0.00	\$0.00	\$11,588.44	<b>\$115,414.66</b>	
2011-TTI-G-MYG-Yr2-0048	Texas Transportation Institute	OP	402	OP	\$314,309.16	\$0.00	\$0.00	\$35,261.68	<b>\$349,570.84</b>	
2011-TTI-G-MYG-Yr3-0210	Texas Transportation Institute	OP	402	OP	\$80,483.42	\$0.00	\$0.00	\$9,250.24	<b>\$89,733.66</b>	
TRF-TS -Alcohol Program Assessment	Texas Department of Transportation	AL	410	K8	\$35,000.00	\$0.00	\$0.00	\$0.00	<b>\$35,000.00</b>	
TRF-TS CIOT Evaluation	Texas Department of Transportation	OP	402	OP	\$60,000.00	\$0.00	\$0.00	\$0.00	<b>\$60,000.00</b>	
TRF-TS Driver Survey	Texas Department of Transportation	DE	402	DE	\$150,000.00	\$0.00	\$0.00	\$0.00	<b>\$150,000.00</b>	
TRF-TS IS Data Sharing	Texas Department of Transportation	TR	402	TR	\$7,370.00	\$0.00	\$0.00	\$0.00	<b>\$7,370.00</b>	

<b>Evaluation Task Summary</b>	<i># Projects:</i>	<i>Federal Funds</i>	<i>State Funding</i>	<i>Prog. Income</i>	<i>Local Match</i>	<i>Project Total</i>
	9	\$1,919,399.31	\$0.00	\$0.00	\$842,954.66	<b>\$2,762,353.97</b>

**Highway Safety Plan - Project Cross Reference**

**Program Management Projects**

<i>Project #</i>	<i>Organization</i>	<i>#</i>	<i>PA</i>	<i>Fund</i>	<i>Source</i>	<i>Federal Funds</i>	<i>State Funding</i>	<i>Prog. Income</i>	<i>Local Match</i>	<i>Project Total</i>
2011-TTI-G-1YG-0054	Texas Transportation Institute		MC	402	MC	\$56,816.48	\$0.00	\$0.00	\$6,320.82	<b>\$63,137.30</b>
2011-TTI-G-1YG-0058	Texas Transportation Institute		PA	402	PA	\$61,904.14	\$0.00	\$0.00	\$6,914.50	<b>\$68,818.64</b>
2011-TTI-G-MYG-Yr2-0185	Texas Transportation Institute		AL	410	K8	\$52,975.48	\$0.00	\$0.00	\$5,914.50	<b>\$58,889.98</b>
2011-TTI-G-MYG-Yr3-0224	Texas Transportation Institute		AL	410	K8	\$40,873.51	\$0.00	\$0.00	\$4,586.18	<b>\$45,459.69</b>
Traffic Records Support Project	Cambridge Systematics, Inc		TR	402	TR	\$0.00	\$50,000.00	\$0.00	\$0.00	<b>\$50,000.00</b>
TRF-TS CRASH Agency Report	Texas Department of Transportation		TR	408	K9	\$408,960.00	\$0.00	\$0.00	\$0.00	<b>\$408,960.00</b>
TRF-TS Crash Records/Data Analysis Operations and CRIS	Texas Department of Transportation		TR	402	TR	\$0.00	\$3,831,453.00	\$0.00	\$0.00	<b>\$3,831,453.00</b>
TRF-TS CRIS CRASH Help Desk	Texas Department of Transportation		TR	402	TR	\$556,920.00	\$0.00	\$0.00	\$0.00	<b>\$556,920.00</b>
TRF-TS eGrants Business Analysis	Texas Department of Transportation		PA	402	PA	\$247,520.00	\$0.00	\$0.00	\$0.00	<b>\$247,520.00</b>
TRF-TS eGrants Development	Agate Software, Inc.		PA	402	PA	\$75,000.00	\$50,000.00	\$0.00	\$0.00	<b>\$125,000.00</b>
TRF-TS eGrants Project Management	Texas Department of Transportation		PA	402	PA	\$0.00	\$50,000.00	\$0.00	\$0.00	<b>\$50,000.00</b>
TRF-TS Staff Development	Texas Department of Transportation		PA	406	K4PA	\$46,981.00	\$0.00	\$0.00	\$0.00	<b>\$46,981.00</b>
TRF-TS Traffic Safety Program	Texas Department of Transportation		PA	402	PA	\$0.00	\$1,953,048.00	\$0.00	\$0.00	<b>\$1,953,048.00</b>

<b>Program Management Task Summary</b>	<i># Projects:</i>	<i>Federal Funds</i>	<i>State Funding</i>	<i>Prog. Income</i>	<i>Local Match</i>	<i>Project Total</i>
	14	\$1,547,950.61	\$5,934,501.00	\$0.00	\$23,736.00	<b>\$7,506,187.61</b>

**Highway Safety Plan - Project Cross Reference**

**Public Information Campaigns Projects**

<i>Project #</i>	<i>Organization</i>	<i>#</i>	<i>PA</i>	<i>Fund</i>	<i>Source</i>	<i>Federal Funds</i>	<i>State Funding</i>	<i>Prog. Income</i>	<i>Local Match</i>	<i>Project Total</i>
2011-ESCVI-G-MYG-Yr3-0149	Education Service Center, Region VI		DE	402	DE	\$115,949.03	\$0.00	\$0.00	\$63,147.94	<b>\$179,096.97</b>
2011-HHS-G-1YG-0019	Hillcrest Baptist Medical Center-HHS		OP	2011	2011	\$198,095.00	\$0.00	\$0.00	\$114,750.56	<b>\$312,845.56</b>
2011-Hillcres-G-1YG-0030	Hillcrest Baptist Medical Center-Hillcrest		AL	402	AL	\$228,000.50	\$0.00	\$0.00	\$123,201.70	<b>\$351,202.20</b>
2011-IPCOGD-G-MYG-Yr3-0171	Injury Prevention Center of Greater Dallas		SA	402	SA	\$65,524.19	\$0.00	\$0.00	\$39,071.63	<b>\$104,595.82</b>
2011-MADD-G-1YG-0020	Mothers Against Drunk Driving, National Office		AL	410	K8FR	\$274,076.10	\$0.00	\$0.00	\$175,649.00	<b>\$449,725.10</b>
2011-MADD-G-1YG-0129	Mothers Against Drunk Driving, National Office		AL	410	K8FR	\$799,150.00	\$0.00	\$0.00	\$210,000.00	<b>\$1,009,150.00</b>
2011-ScottWhi-G-3YG-0038	Scott and White Memorial Hospital		OP	2011	2011	\$222,053.40	\$0.00	\$0.00	\$62,286.34	<b>\$284,339.74</b>
2011-ScottWhi-G-MYG-Yr3-0273	Scott and White Memorial Hospital		OP	2011	2011	\$58,748.25	\$0.00	\$0.00	\$7,200.00	<b>\$65,948.25</b>
2011-SMAM-G-1YG-0091	Sherry Matthews Advocacy Marketing		MC	2010	K6	\$999,944.00	\$0.00	\$0.00	\$562,469.00	<b>\$1,562,413.00</b>
2011-SMAM-G-3YG-0025	Sherry Matthews Advocacy Marketing		AL	402	AL	\$608,403.00	\$0.00	\$0.00	\$633,236.00	<b>\$1,241,639.00</b>
2011-SMAM-G-3YG-0029	Sherry Matthews Advocacy Marketing		AL	410	K8PM	\$1,512,859.00	\$0.00	\$0.00	\$1,577,762.00	<b>\$3,090,621.00</b>
2011-SMAM-G-3YG-0030	Sherry Matthews Advocacy Marketing		AL	410	K8PM	\$400,000.00	\$0.00	\$0.00	\$179,710.00	<b>\$579,710.00</b>
2011-TABC-G-1YG-0059	Texas Alcoholic Beverage Commission		AL	410	K8	\$76,976.00	\$0.00	\$0.00	\$32,982.97	<b>\$109,958.97</b>
2011-TAMUCC-G-MYG-Yr3-0307	Texas A&M University-Corpus Christi		SA	402	SA	\$75,913.39	\$0.00	\$0.00	\$45,630.04	<b>\$121,543.43</b>
2011-TCH-G-1YG-0022	Texas Children's Hospital		OP	2011	2011	\$156,028.90	\$0.00	\$10,000.00	\$192,450.76	<b>\$358,479.66</b>
2011-TDSHS-G-MYG-Yr2-0243	Texas Department of State Health Services		OP	402	OP	\$1,100,000.00	\$0.00	\$0.00	\$893,498.00	<b>\$1,993,498.00</b>
2011-TEA-G-MYG-Yr3-0129	Texas Education Agency		DE	406	K4DE	\$73,160.00	\$0.00	\$0.00	\$10,440.00	<b>\$83,600.00</b>
2011-Texas Ag-G-MYG-Yr3-0138	Texas AgriLife Extension Service		OP	402	OP	\$261,269.01	\$0.00	\$0.00	\$143,752.98	<b>\$405,021.99</b>
2011-ThinkSt-G-1YG-0036	ThinkStreet		DE	402	DD	\$450,000.00	\$0.00	\$0.00	\$416,208.00	<b>\$866,208.00</b>
2011-ThinkSt-G-1YG-0038	ThinkStreet		AL	410	K8PM	\$926,047.50	\$0.00	\$0.00	\$776,200.00	<b>\$1,702,247.50</b>
2011-ThinkSt-G-1YG-0040	ThinkStreet		AL	410	K8PM	\$671,899.50	\$0.00	\$0.00	\$318,000.00	<b>\$989,899.50</b>
2011-ThinkSt-G-3YG-0031	ThinkStreet		OP	405	K2PM	\$432,700.00	\$0.00	\$0.00	\$1,298,100.00	<b>\$1,730,800.00</b>
2011-ThinkSt-G-MYG-Yr2-0207	ThinkStreet		AL	410	K8PM	\$1,127,392.86	\$0.00	\$0.00	\$241,706.25	<b>\$1,369,099.11</b>
2011-TMCEC-G-MYG-Yr3-0309	Texas Municipal Courts Education Center		AL	402	AL	\$234,658.00	\$0.00	\$8,750.00	\$225,923.59	<b>\$469,331.59</b>
2011-TMCEC-G-MYG-Yr3-0320	Texas Municipal Courts Education Center		DE	402	DE	\$168,804.50	\$0.00	\$0.00	\$91,919.34	<b>\$260,723.84</b>
2011-TMPA-G-3YG-0003	Texas Municipal Police Association		PT	402	PT	\$958,772.88	\$0.00	\$0.00	\$106,530.75	<b>\$1,065,303.63</b>
2011-Travis C-G-MYG-Yr3-0075	Travis County Attorney's UDPP		AL	410	K8	\$201,338.98	\$0.00	\$0.00	\$195,219.00	<b>\$396,557.98</b>
2011-TTI-G-1YG-0046	Texas Transportation Institute		AL	410	K8	\$41,283.24	\$0.00	\$0.00	\$13,799.26	<b>\$55,082.50</b>
2011-TTI-G-MYG-Yr2-0046	Texas Transportation Institute		AL	410	K8	\$72,792.03	\$0.00	\$0.00	\$8,205.82	<b>\$80,997.85</b>
2011-TTI-G-MYG-Yr3-0255	Texas Transportation Institute		SA	402	SA	\$202,487.10	\$0.00	\$0.00	\$22,631.08	<b>\$225,118.18</b>



**Highway Safety Plan - Project Cross Reference**

**Public Information Campaigns Projects**

<i>Project #</i>	<i>Organization</i>	<i>#</i>	<i>PA</i>	<i>Fund</i>	<i>Source</i>	<i>Federal Funds</i>	<i>State Funding</i>	<i>Prog. Income</i>	<i>Local Match</i>	<i>Project Total</i>
2011-TTI-G-MYG-Yr3-0258	Texas Transportation Institute		DE	402	DE	\$806,701.09	\$0.00	\$0.00	\$162,920.09	<b>\$969,621.18</b>
2011-UMCEP-G-1YG-0063	University Medical Center of El Paso		OP	2011	2011	\$88,698.40	\$0.00	\$0.00	\$68,761.17	<b>\$157,459.57</b>
Pedestrian/Bicycle Safety Program	Texas Department of Transportation		PS	402	PS	\$0.00	\$0.00	\$0.00	\$0.00	<b>\$0.00</b>
Project Celebration	Texas Department of Transportation		AL	410	K8	\$0.00	\$200,000.00	\$0.00	\$0.00	<b>\$200,000.00</b>
Railroad/Highway Crossing Program	Texas Department of Transportation		RH	402	RH	\$0.00	\$0.00	\$0.00	\$0.00	<b>\$0.00</b>
TRF-TS Car Seat Distribution Project	Texas Department of Transportation		OP	2011	2011	\$430,736.25	\$0.00	\$0.00	\$143,578.75	<b>\$574,315.00</b>
TRF-TS Child Passenger Safety Media (405)	Texas Department of Transportation		OP	405	K2PM	\$500,000.00	\$0.00	\$0.00	\$1,500,000.00	<b>\$2,000,000.00</b>
TRF-TS CIOT Media (405)	Texas Department of Transportation		OP	405	K2PM	\$2,029,267.00	\$0.00	\$0.00	\$6,087,801.00	<b>\$8,117,068.00</b>
TRF-TS Driver Education & Behaviour - Statewide Media	Texas Department of Transportation		DE	402	DE	\$0.00	\$2,325,760.00	\$0.00	\$0.00	<b>\$2,325,760.00</b>
TRF-TS Driver Education and Behaviour - Local Events	Texas Department of Transportation		DE	402	DE	\$0.00	\$45,000.00	\$0.00	\$0.00	<b>\$45,000.00</b>
TRF-TS IDM Media - HVE	Texas Department of Transportation		AL	410	K8HV	\$4,041,177.00	\$0.00	\$0.00	\$7,041,177.00	<b>\$11,082,354.00</b>

		<i>Federal Funds</i>	<i>State Funding</i>	<i>Prog. Income</i>	<i>Local Match</i>	<i>Project Total</i>
<b>Public Information Campaigns Task Summary</b>	<i># Projects:</i> 42	\$20,610,906.10	\$2,570,760.00	\$18,750.00	\$23,785,920.02	<b>\$46,986,336.12</b>

**Highway Safety Plan - Project Cross Reference**

**Training Projects**

<i>Project #</i>	<i>Organization</i>	<i>#</i>	<i>PA</i>	<i>Fund</i>	<i>Source</i>	<i>Federal Funds</i>	<i>State Funding</i>	<i>Prog. Income</i>	<i>Local Match</i>	<i>Project Total</i>
2011-AISD-G-1YG-0034	Austin Independent School District		DE	406	K4DE	\$23,909.98	\$0.00	\$0.00	\$25,561.49	<b>\$49,471.47</b>
2011-ESCVI-G-MYG-Yr2-0079	Education Service Center, Region VI		DE	402	DE	\$84,909.43	\$0.00	\$0.00	\$51,999.96	<b>\$136,909.39</b>
2011-ESCVI-G-MYG-Yr3-0152	Education Service Center, Region VI		SB	402	SB	\$127,932.59	\$0.00	\$0.00	\$23,327.26	<b>\$151,259.85</b>
2011-NSC-G-MYG-Yr3-0007	National Safety Council		AL	402	AL	\$296,510.31	\$0.00	\$0.00	\$165,951.62	<b>\$462,461.93</b>
2011-SHSU-G-3YG-0037	Sam Houston State University		AL	410	K8FR	\$191,390.80	\$0.00	\$0.00	\$23,614.31	<b>\$215,005.11</b>
2011-SHSU-G-MYG-Yr3-0179	Sam Houston State University		AL	410	K8	\$657,848.41	\$0.00	\$2,025.00	\$369,835.72	<b>\$1,029,709.13</b>
2011-SMAM-G-MYG-Yr3-0237	Sherry Matthews Advocacy Marketing		AL	410	K8	\$400,000.00	\$0.00	\$0.00	\$0.00	<b>\$400,000.00</b>
2011-TAC-G-1YG-0083	Texas Association of Counties		AL	410	K8	\$322,399.01	\$0.00	\$0.00	\$129,181.00	<b>\$451,580.01</b>
2011-TCJ-G-MYG-Yr3-0085	Texas Center for the Judiciary		AL	410	K8FR	\$890,295.46	\$0.00	\$0.00	\$480,173.53	<b>\$1,370,468.99</b>
2011-TDCAA-G-MYG-Yr3-0196	Texas District and County Attorneys Association		AL	410	K8	\$244,728.50	\$0.00	\$0.00	\$134,294.45	<b>\$379,022.95</b>
2011-TEA-G-MYG-Yr2-0106	Texas Education Agency		DE	406	K4DE	\$285,701.00	\$0.00	\$0.00	\$33,500.00	<b>\$319,201.00</b>
2011-TEA-G-MYG-Yr3-0270	Texas Education Agency		DE	406	K4DE	\$37,040.00	\$0.00	\$0.00	\$26,410.00	<b>\$63,450.00</b>
2011-TEEXESTI-G-MYG-Yr3-0117	Texas Engineering Extension Service - ESTI		EM	402	EM	\$1,138,073.39	\$0.00	\$0.00	\$680,696.55	<b>\$1,818,769.94</b>
2011-TEEXEUPW-G-1YG-0018	Texas Engineering Extension Service - ITSI		RS	402	RS	\$39,062.65	\$0.00	\$0.00	\$36,525.00	<b>\$75,587.65</b>
2011-TEEXEUPW-G-1YG-0033	Texas Engineering Extension Service - ITSI		RS	402	RS	\$435,238.06	\$0.00	\$0.00	\$584,312.50	<b>\$1,019,550.56</b>
2011-TJCTC-G-MYG-Yr2-0092	Texas Justice Court Training Center		AL	402	AL	\$224,132.34	\$0.00	\$0.00	\$124,467.16	<b>\$348,599.50</b>
2011-TMPA-G-1YG-0003	Texas Municipal Police Association		AL	410	K8	\$454,942.28	\$0.00	\$0.00	\$569,576.95	<b>\$1,024,519.23</b>
2011-TMPA-G-3YG-0004	Texas Municipal Police Association		AL	410	K8	\$401,544.55	\$0.00	\$0.00	\$171,925.00	<b>\$573,469.55</b>
2011-TMPA-G-MYG-Yr2-0210	Texas Municipal Police Association		TR	408	K9	\$487,181.88	\$0.00	\$0.00	\$146,509.93	<b>\$633,691.81</b>
2011-TTI-G-1YG-0055	Texas Transportation Institute		MC	402	MC	\$117,136.05	\$0.00	\$0.00	\$13,044.88	<b>\$130,180.93</b>
2011-TTI-G-3YG-0010	Texas Transportation Institute		PT	402	PT	\$83,306.33	\$0.00	\$0.00	\$9,317.83	<b>\$92,624.16</b>
2011-TTI-G-MYG-Yr2-0116	Texas Transportation Institute		AL	410	K8	\$85,273.93	\$0.00	\$0.00	\$9,526.88	<b>\$94,800.81</b>
2011-TTI-G-MYG-Yr3-0066	Texas Transportation Institute		AL	410	K8	\$100,038.94	\$0.00	\$0.00	\$11,257.29	<b>\$111,296.23</b>
2011-UHD-G-MYG-Yr3-0122	University of Houston/Downtown		AL	410	K8	\$144,742.65	\$0.00	\$0.00	\$315,000.00	<b>\$459,742.65</b>
2011-UHD-G-MYG-Yr3-0183	University of Houston/Downtown		AL	410	K8	\$63,520.00	\$0.00	\$0.00	\$28,000.00	<b>\$91,520.00</b>
2011-UTatArli-G-3YG-0032	The University of Texas at Arlington		RS	402	RS	\$526,667.44	\$0.00	\$0.00	\$658,257.83	<b>\$1,184,925.27</b>
TRF-TS DWI Resource Prosecutor	Texas Department of Transportation		AL	410	K8	\$276,175.00	\$0.00	\$0.00	\$22,300.00	<b>\$298,475.00</b>

<b>Training Task Summary</b>	<i># Projects:</i>	<i>Federal Funds</i>	<i>State Funding</i>	<i>Prog. Income</i>	<i>Local Match</i>	<i>Project Total</i>
	27	\$8,139,700.98	\$0.00	\$2,025.00	\$4,844,567.14	<b>\$12,986,293.12</b>

***Section Four***

**CERTIFICATIONS AND ASSURANCES**

**THIS PAGE INTENTIONALLY LEFT BLANK**

*Note: This form is based on NHTSA Form (revised 8/19/10)*

<http://www.nhtsa.gov/nhtsa/whatsup/TEA21/GrantMan/HTML/StateCertifications081910.pdf>

## **STATE CERTIFICATIONS AND ASSURANCES**

Failure to comply with applicable Federal statutes, regulations and directives may subject State officials to civil or criminal penalties and/or place the State in a high risk grantee status in accordance with 49 CFR 18.12.

Each fiscal year the State will sign these Certifications and Assurances that the State complies with all applicable Federal statutes, regulations, and directives in effect with respect to the periods for which it receives grant funding. Applicable provisions include, but not limited to, the following:

- 23 U.S.C. Chapter 4 - Highway Safety Act of 1966, as amended
- 49 CFR Part 18 - Uniform Administrative Requirements for Grants and Cooperative Agreements to State and Local Governments
- 23 CFR Chapter II - (§§1200, 1205, 1206, 1250, 1251, & 1252) Regulations governing highway safety programs
- NHTSA Order 462-6C - Matching Rates for State and Community Highway Safety Programs
- Highway Safety Grant Funding Policy for Field-Administered Grants

### **Certifications and Assurances**

#### **Section 402 Requirements**

The Governor is responsible for the administration of the State highway safety program through a State highway safety agency which has adequate powers and is suitably equipped and organized (as evidenced by appropriate oversight procedures governing such areas as procurement, financial administration, and the use, management, and disposition of equipment) to carry out the program (23 USC 402(b) (1) (A));

The political subdivisions of this State are authorized, as part of the State highway safety program, to carry out within their jurisdictions local highway safety programs which have been approved by the Governor and are in accordance with the uniform guidelines promulgated by the Secretary of Transportation (23 USC 402(b) (1) (B));

At least 40 per cent of all Federal funds apportioned to this State under 23 USC 402 for this fiscal year will be expended by or for the benefit of the political subdivision of the State in carrying out local highway safety programs (23 USC 402(b) (1) (C)), unless this requirement is waived in writing;

This State's highway safety program provides adequate and reasonable access for the safe and convenient movement of physically handicapped persons, including those in wheelchairs, across curbs constructed or replaced on or after July 1, 1976, at all pedestrian crosswalks (23 USC 402(b) (1) (D));

**The State will implement activities in support of national highway safety goals to reduce motor vehicle related fatalities that also reflect the primary data-related crash factors within the State as identified by the State highway safety planning process, including:**

- **National law enforcement mobilizations,**
- **Sustained enforcement of statutes addressing impaired driving, occupant protection, and driving in excess of posted speed limits,**
- **An annual statewide safety belt use survey in accordance with criteria established by the Secretary for the measurement of State safety belt use rates to ensure that the measurements are accurate and representative,**
- **Development of statewide data systems to provide timely and effective data analysis to support allocation of highway safety resources.**

**The State shall actively encourage all relevant law enforcement agencies in the State to follow the guidelines established for vehicular pursuits issued by the International Association of Chiefs of Police that are currently in effect. (23 USC 402 (b)(1)(E).**

**Other Federal Requirements**

Cash drawdowns will be initiated only when actually needed for disbursement. 49 CFR 18.20

Cash disbursements and balances will be reported in a timely manner as required by NHTSA. 49 CFR 18.21.

The same standards of timing and amount, including the reporting of cash disbursement and balances, will be imposed upon any secondary recipient organizations. 49 CFR 18.41.

Failure to adhere to these provisions may result in the termination of drawdown privileges.

The State has submitted appropriate documentation for review to the single point of contact designated by the Governor to review Federal programs, as required by Executive Order 12372 (Intergovernmental Review of Federal Programs);

Equipment acquired under this agreement for use in highway safety program areas shall be used and kept in operation for highway safety purposes by the State; or the State, by formal agreement with appropriate officials of a political subdivision or State agency, shall cause such equipment to be used and kept in operation for highway safety purposes 23 CFR 1200.21

The State will comply with all applicable State procurement procedures and will maintain a financial management system that complies with the minimum requirements of 49 CFR 18.20;

**Federal Funding Accountability and Transparency Act**

The State will report for each **sub-grant** awarded:

- Name of the entity receiving the award;
- Amount of the award;

- Information on the award including transaction type, funding agency, the North American Industry Classification System code or Catalog of Federal Domestic Assistance number (where applicable), program source;
- Location of the entity receiving the award and the primary location of performance under the award, including the city, State, congressional district, and country; , and an award title descriptive of the purpose of each funding action;
- A unique identifier (DUNS);
- The names and total compensation of the five most highly compensated officers of the entity if-- of the entity receiving the award and of the parent entity of the recipient, should the entity be owned by another entity;
  - (i) the entity in the preceding fiscal year received—
    - (I) 80 percent or more of its annual gross revenues in Federal awards; and(II) \$25,000,000 or more in annual gross revenues from Federal awards; and(ii) the public does not have access to information about the compensation of the senior executives of the entity through periodic reports filed under section 13(a) or 15(d) of the Securities Exchange Act of 1934 (15 U.S.C. 78m(a), 78o(d)) or section 6104 of the Internal Revenue Code of 1986;
- Other relevant information specified by the Office of Management and Budget in subsequent guidance or regulation.

The State highway safety agency will comply with all Federal statutes and implementing regulations relating to nondiscrimination. These include but are not limited to: (a) Title VI of the Civil Rights Act of 1964 (P.L. 88-352) which prohibits discrimination on the basis of race, color or national origin (and 49 CFR Part 21); (b) Title IX of the Education Amendments of 1972, as amended (20 U.S.C. §§ 1681-1683, and 1685-1686), which prohibits discrimination on the basis of sex; (c) Section 504 of the Rehabilitation Act of 1973, as amended (29 U.S.C. §794) and the Americans with Disabilities Act of 1990 (42 USC § 12101, *et seq.*; PL 101-336), which prohibits discrimination on the basis of disabilities (and 49 CFR Part 27); (d) the Age Discrimination Act of 1975, as amended (42U.S.C. §§ 6101-6107), which prohibits discrimination on the basis of age; (e) the Drug Abuse Office and Treatment Act of 1972 (P.L. 92-255), as amended, relating to nondiscrimination on the basis of drug abuse; (f) the comprehensive Alcohol Abuse and Alcoholism Prevention, Treatment and Rehabilitation Act of 1970(P.L. 91-616), as amended, relating to nondiscrimination on the basis of alcohol abuse of alcoholism; (g) §§ 523 and 527 of the Public Health Service Act of 1912 (42 U.S.C. §§ 290 dd-3 and 290 ee-3), as amended, relating to confidentiality of alcohol and drug abuse patient records; (h) Title VIII of the Civil Rights Act of 1968 (42 U.S.C. §§ 3601 *et seq.*), as amended, relating to nondiscrimination in the sale, rental or financing of housing; (i) any other nondiscrimination provisions in the specific statute(s) under which application for Federal assistance is being made; The Civil Rights Restoration Act of 1987, which provides that any portion of a state or local entity receiving federal funds will obligate all programs or activities of that entity to comply with these civil rights laws; and, (k) the requirements of any other nondiscrimination statute(s) which may apply to the application.

**The Drug-free Workplace Act of 1988(41 U.S.C. 702):**

The State will provide a drug-free workplace by:

- a. Publishing a statement notifying employees that the unlawful manufacture,

distribution, dispensing, possession or use of a controlled substance is prohibited in the grantee's workplace and specifying the actions that will be taken against employees for violation of such prohibition;

- b. Establishing a drug-free awareness program to inform employees about:
  - 1. The dangers of drug abuse in the workplace.
  - 2. The grantee's policy of maintaining a drug-free workplace.
  - 3. Any available drug counseling, rehabilitation, and employee assistance programs.
  - 4. The penalties that may be imposed upon employees for drug violations occurring in the workplace.
- c. Making it a requirement that each employee engaged in the performance of the grant be given a copy of the statement required by paragraph (a).
- d. Notifying the employee in the statement required by paragraph (a) that, as a condition of employment under the grant, the employee will --
  - 1. Abide by the terms of the statement.
  - 2. Notify the employer of any criminal drug statute conviction for a violation occurring in the workplace no later than five days after such conviction.
- e. Notifying the agency within ten days after receiving notice under subparagraph (d) (2) from an employee or otherwise receiving actual notice of such conviction.
- f. Taking one of the following actions, within 30 days of receiving notice under subparagraph (d) (2), with respect to any employee who is so convicted -



*Note: This form is based on NHTSA Form (revised 8/19/10)*

<http://www.nhtsa.gov/nhtsa/whatsup/TEA21/GrantMan/HTML/StateCertifications081910.pdf>

## **STATE CERTIFICATIONS AND ASSURANCES**

Failure to comply with applicable Federal statutes, regulations and directives may subject State officials to civil or criminal penalties and/or place the State in a high risk grantee status in accordance with 49 CFR 18.12.

Each fiscal year the State will sign these Certifications and Assurances that the State complies with all applicable Federal statutes, regulations, and directives in effect with respect to the periods for which it receives grant funding. Applicable provisions include, but not limited to, the following:

- 23 U.S.C. Chapter 4 - Highway Safety Act of 1966, as amended
- 49 CFR Part 18 - Uniform Administrative Requirements for Grants and Cooperative Agreements to State and Local Governments
- 23 CFR Chapter II - (§§1200, 1205, 1206, 1250, 1251, & 1252) Regulations governing highway safety programs
- NHTSA Order 462-6C - Matching Rates for State and Community Highway Safety Programs
- Highway Safety Grant Funding Policy for Field-Administered Grants

### **Certifications and Assurances**

#### **Section 402 Requirements**

The Governor is responsible for the administration of the State highway safety program through a State highway safety agency which has adequate powers and is suitably equipped and organized (as evidenced by appropriate oversight procedures governing such areas as procurement, financial administration, and the use, management, and disposition of equipment) to carry out the program (23 USC 402(b) (1) (A));

The political subdivisions of this State are authorized, as part of the State highway safety program, to carry out within their jurisdictions local highway safety programs which have been approved by the Governor and are in accordance with the uniform guidelines promulgated by the Secretary of Transportation (23 USC 402(b) (1) (B));

At least 40 per cent of all Federal funds apportioned to this State under 23 USC 402 for this fiscal year will be expended by or for the benefit of the political subdivision of the State in carrying out local highway safety programs (23 USC 402(b) (1) (C)), unless this requirement is waived in writing;

This State's highway safety program provides adequate and reasonable access for the safe and convenient movement of physically handicapped persons, including those in wheelchairs, across curbs constructed or replaced on or after July 1, 1976, at all pedestrian crosswalks (23 USC 402(b) (1) (D));

**The State will implement activities in support of national highway safety goals to reduce motor vehicle related fatalities that also reflect the primary data-related crash factors within the State as identified by the State highway safety planning process, including:**

- **National law enforcement mobilizations,**
- **Sustained enforcement of statutes addressing impaired driving, occupant protection, and driving in excess of posted speed limits,**
- **An annual statewide safety belt use survey in accordance with criteria established by the Secretary for the measurement of State safety belt use rates to ensure that the measurements are accurate and representative,**
- **Development of statewide data systems to provide timely and effective data analysis to support allocation of highway safety resources.**

**The State shall actively encourage all relevant law enforcement agencies in the State to follow the guidelines established for vehicular pursuits issued by the International Association of Chiefs of Police that are currently in effect. (23 USC 402 (b)(1)(E).**

**Other Federal Requirements**

Cash drawdowns will be initiated only when actually needed for disbursement. 49 CFR 18.20

Cash disbursements and balances will be reported in a timely manner as required by NHTSA. 49 CFR 18.21.

The same standards of timing and amount, including the reporting of cash disbursement and balances, will be imposed upon any secondary recipient organizations. 49 CFR 18.41.

Failure to adhere to these provisions may result in the termination of drawdown privileges.

The State has submitted appropriate documentation for review to the single point of contact designated by the Governor to review Federal programs, as required by Executive Order 12372 (Intergovernmental Review of Federal Programs);

Equipment acquired under this agreement for use in highway safety program areas shall be used and kept in operation for highway safety purposes by the State; or the State, by formal agreement with appropriate officials of a political subdivision or State agency, shall cause such equipment to be used and kept in operation for highway safety purposes 23 CFR 1200.21

The State will comply with all applicable State procurement procedures and will maintain a financial management system that complies with the minimum requirements of 49 CFR 18.20;

**Federal Funding Accountability and Transparency Act**

The State will report for each **sub-grant** awarded:

- Name of the entity receiving the award;
- Amount of the award;

- Information on the award including transaction type, funding agency, the North American Industry Classification System code or Catalog of Federal Domestic Assistance number (where applicable), program source;
- Location of the entity receiving the award and the primary location of performance under the award, including the city, State, congressional district, and country; , and an award title descriptive of the purpose of each funding action;
- A unique identifier (DUNS);
- The names and total compensation of the five most highly compensated officers of the entity if-- of the entity receiving the award and of the parent entity of the recipient, should the entity be owned by another entity;
  - (i) the entity in the preceding fiscal year received—
    - (I) 80 percent or more of its annual gross revenues in Federal awards; and(II) \$25,000,000 or more in annual gross revenues from Federal awards; and(ii) the public does not have access to information about the compensation of the senior executives of the entity through periodic reports filed under section 13(a) or 15(d) of the Securities Exchange Act of 1934 (15 U.S.C. 78m(a), 78o(d)) or section 6104 of the Internal Revenue Code of 1986;
- Other relevant information specified by the Office of Management and Budget in subsequent guidance or regulation.

The State highway safety agency will comply with all Federal statutes and implementing regulations relating to nondiscrimination. These include but are not limited to: (a) Title VI of the Civil Rights Act of 1964 (P.L. 88-352) which prohibits discrimination on the basis of race, color or national origin (and 49 CFR Part 21); (b) Title IX of the Education Amendments of 1972, as amended (20 U.S.C. §§ 1681-1683, and 1685-1686), which prohibits discrimination on the basis of sex; (c) Section 504 of the Rehabilitation Act of 1973, as amended (29 U.S.C. §794) and the Americans with Disabilities Act of 1990 (42 USC § 12101, *et seq.*; PL 101-336), which prohibits discrimination on the basis of disabilities (and 49 CFR Part 27); (d) the Age Discrimination Act of 1975, as amended (42U.S.C. §§ 6101-6107), which prohibits discrimination on the basis of age; (e) the Drug Abuse Office and Treatment Act of 1972 (P.L. 92-255), as amended, relating to nondiscrimination on the basis of drug abuse; (f) the comprehensive Alcohol Abuse and Alcoholism Prevention, Treatment and Rehabilitation Act of 1970(P.L. 91-616), as amended, relating to nondiscrimination on the basis of alcohol abuse of alcoholism; (g) §§ 523 and 527 of the Public Health Service Act of 1912 (42 U.S.C. §§ 290 dd-3 and 290 ee-3), as amended, relating to confidentiality of alcohol and drug abuse patient records; (h) Title VIII of the Civil Rights Act of 1968 (42 U.S.C. §§ 3601 *et seq.*), as amended, relating to nondiscrimination in the sale, rental or financing of housing; (i) any other nondiscrimination provisions in the specific statute(s) under which application for Federal assistance is being made; The Civil Rights Restoration Act of 1987, which provides that any portion of a state or local entity receiving federal funds will obligate all programs or activities of that entity to comply with these civil rights laws; and, (k) the requirements of any other nondiscrimination statute(s) which may apply to the application.

**The Drug-free Workplace Act of 1988(41 U.S.C. 702):**

The State will provide a drug-free workplace by:

- a. Publishing a statement notifying employees that the unlawful manufacture,

distribution, dispensing, possession or use of a controlled substance is prohibited in the grantee's workplace and specifying the actions that will be taken against employees for violation of such prohibition;

- b. Establishing a drug-free awareness program to inform employees about:
  - 1. The dangers of drug abuse in the workplace.
  - 2. The grantee's policy of maintaining a drug-free workplace.
  - 3. Any available drug counseling, rehabilitation, and employee assistance programs.
  - 4. The penalties that may be imposed upon employees for drug violations occurring in the workplace.
- c. Making it a requirement that each employee engaged in the performance of the grant be given a copy of the statement required by paragraph (a).
- d. Notifying the employee in the statement required by paragraph (a) that, as a condition of employment under the grant, the employee will --
  - 1. Abide by the terms of the statement.
  - 2. Notify the employer of any criminal drug statute conviction for a violation occurring in the workplace no later than five days after such conviction.
- e. Notifying the agency within ten days after receiving notice under subparagraph (d) (2) from an employee or otherwise receiving actual notice of such conviction.
- f. Taking one of the following actions, within 30 days of receiving notice under subparagraph (d) (2), with respect to any employee who is so convicted -

1. Taking appropriate personnel action against such an employee, up to and including termination.
  2. Requiring such employee to participate satisfactorily in a drug abuse assistance or rehabilitation program approved for such purposes by a Federal, State, or local health, law enforcement, or other appropriate agency.
- g. Making a good faith effort to continue to maintain a drug-free workplace through implementation of paragraphs (a), (b), (c), (d), (e), and (f) above.

### **BUY AMERICA ACT**

The State will comply with the provisions of the Buy America Act (49 U.S.C. 5323(j)) which contains the following requirements:

Only steel, iron and manufactured products produced in the United States may be purchased with Federal funds unless the Secretary of Transportation determines that such domestic purchases would be inconsistent with the public interest; that such materials are not reasonably available and of a satisfactory quality; or that inclusion of domestic materials will increase the cost of the overall project contract by more than 25 percent. Clear justification for the purchase of non-domestic items must be in the form of a waiver request submitted to and approved by the Secretary of Transportation.

### **POLITICAL ACTIVITY (HATCH ACT).**

The State will comply, as applicable, with provisions of the Hatch Act (5 U.S.C. §§1501-1508 and 7324-7328) which limit the political activities of employees whose principal employment activities are funded in whole or in part with Federal funds.

### **CERTIFICATION REGARDING FEDERAL LOBBYING**

Certification for Contracts, Grants, Loans, and Cooperative Agreements

The undersigned certifies, to the best of his or her knowledge and belief, that:

1. No Federal appropriated funds have been paid or will be paid, by or on behalf of the undersigned, to any person for influencing or attempting to influence an officer or employee of any agency, a Member of Congress, an officer or employee of Congress, or an employee of a Member of Congress in connection with the awarding of any Federal contract, the making of any Federal grant, the making of any Federal loan, the entering into of any cooperative agreement, and the extension, continuation, renewal, amendment, or modification of any Federal contract, grant, loan, or cooperative agreement.
2. If any funds other than Federal appropriated funds have been paid or will be paid to any person for influencing or attempting to influence an officer or employee of any agency, a Member of Congress, an officer or employee of Congress, or an employee of a Member of Congress in connection with this Federal contract, grant, loan, or cooperative agreement, the undersigned shall complete and submit Standard Form-LLL, "Disclosure Form to Report Lobbying," in accordance with its instructions.

1. Taking appropriate personnel action against such an employee, up to and including termination.
  2. Requiring such employee to participate satisfactorily in a drug abuse assistance or rehabilitation program approved for such purposes by a Federal, State, or local health, law enforcement, or other appropriate agency.
- g. Making a good faith effort to continue to maintain a drug-free workplace through implementation of paragraphs (a), (b), (c), (d), (e), and (f) above.

### **BUY AMERICA ACT**

The State will comply with the provisions of the Buy America Act (49 U.S.C. 5323(j)) which contains the following requirements:

Only steel, iron and manufactured products produced in the United States may be purchased with Federal funds unless the Secretary of Transportation determines that such domestic purchases would be inconsistent with the public interest; that such materials are not reasonably available and of a satisfactory quality; or that inclusion of domestic materials will increase the cost of the overall project contract by more than 25 percent. Clear justification for the purchase of non-domestic items must be in the form of a waiver request submitted to and approved by the Secretary of Transportation.

### **POLITICAL ACTIVITY (HATCH ACT).**

The State will comply, as applicable, with provisions of the Hatch Act (5 U.S.C. §§1501-1508 and 7324-7328) which limit the political activities of employees whose principal employment activities are funded in whole or in part with Federal funds.

### **CERTIFICATION REGARDING FEDERAL LOBBYING**

Certification for Contracts, Grants, Loans, and Cooperative Agreements

The undersigned certifies, to the best of his or her knowledge and belief, that:

1. No Federal appropriated funds have been paid or will be paid, by or on behalf of the undersigned, to any person for influencing or attempting to influence an officer or employee of any agency, a Member of Congress, an officer or employee of Congress, or an employee of a Member of Congress in connection with the awarding of any Federal contract, the making of any Federal grant, the making of any Federal loan, the entering into of any cooperative agreement, and the extension, continuation, renewal, amendment, or modification of any Federal contract, grant, loan, or cooperative agreement.
2. If any funds other than Federal appropriated funds have been paid or will be paid to any person for influencing or attempting to influence an officer or employee of any agency, a Member of Congress, an officer or employee of Congress, or an employee of a Member of Congress in connection with this Federal contract, grant, loan, or cooperative agreement, the undersigned shall complete and submit Standard Form-LLL, "Disclosure Form to Report Lobbying," in accordance with its instructions.

3. The undersigned shall require that the language of this certification be included in the award documents for all sub-award at all tiers (including subcontracts, subgrants, and contracts under grant, loans, and cooperative agreements) and that all subrecipients shall certify and disclose accordingly.

This certification is a material representation of fact upon which reliance was placed when this transaction was made or entered into. Submission of this certification is a prerequisite for making or entering into this transaction imposed by section 1352, title 31, U.S. Code. Any person who fails to file the required certification shall be subject to a civil penalty of not less than \$10,000 and not more than \$100,000 for each such failure.

### **RESTRICTION ON STATE LOBBYING**

None of the funds under this program will be used for any activity specifically designed to urge or influence a State or local legislator to favor or oppose the adoption of any specific legislative proposal pending before any State or local legislative body. Such activities include both direct and indirect (e.g., "grassroots") lobbying activities, with one exception. This does not preclude a State official whose salary is supported with NHTSA funds from engaging in direct communications with State or local legislative officials, in accordance with customary State practice, even if such communications urge legislative officials to favor or oppose the adoption of a specific pending legislative proposal.

### **CERTIFICATION REGARDING DEBARMENT AND SUSPENSION**

#### **Instructions for Primary Certification**

1. By signing and submitting this proposal, the prospective primary participant is providing the certification set out below.

2. The inability of a person to provide the certification required below will not necessarily result in denial of participation in this covered transaction. The prospective participant shall submit an explanation of why it cannot provide the certification set out below. The certification or explanation will be considered in connection with the department or agency's determination whether to enter into this transaction. However, failure of the prospective primary participant to furnish a certification or an explanation shall disqualify such person from participation in this transaction.

3. The certification in this clause is a material representation of fact upon which reliance was placed when the department or agency determined to enter into this transaction. If it is later determined that the prospective primary participant knowingly rendered an erroneous certification, in addition to other remedies available to the Federal Government, the department or agency may terminate this transaction for cause or default.

4. The prospective primary participant shall provide immediate written notice to the department or agency to which this proposal is submitted if at any time the prospective primary participant learns its certification was erroneous when submitted or has become erroneous by reason of changed circumstances.

5. The terms covered transaction, debarred, suspended, ineligible, lower tier covered transaction, participant, person, primary covered transaction, principal, proposal, and voluntarily excluded, as used in this clause, have the meaning set out in the Definitions and coverage

sections of 49 CFR Part 29. You may contact the department or agency to which this proposal is being submitted for assistance in obtaining a copy of those regulations.

6. The prospective primary participant agrees by submitting this proposal that, should the proposed covered transaction be entered into, it shall not knowingly enter into any lower tier covered transaction with a person who is proposed for debarment under 48 CFR Part 9, subpart 9.4, debarred, suspended, declared ineligible, or voluntarily excluded from participation in this covered transaction, unless authorized by the department or agency entering into this transaction.

7. The prospective primary participant further agrees by submitting this proposal that it will include the clause titled "Certification Regarding Debarment, Suspension, Ineligibility and Voluntary Exclusion-Lower Tier Covered Transaction," provided by the department or agency entering into this covered transaction, without modification, in all lower tier covered transactions and in all solicitations for lower tier covered transactions.

8. A participant in a covered transaction may rely upon a certification of a prospective participant in a lower tier covered transaction that it is not proposed for debarment under 48 CFR Part 9, subpart 9.4, debarred, suspended, ineligible, or voluntarily excluded from the covered transaction, unless it knows that the certification is erroneous. A participant may decide the method and frequency by which it determines the eligibility of its principals. Each participant may, but is not required to, check the list of Parties Excluded from Federal Procurement and Non-procurement Programs.

9. Nothing contained in the foregoing shall be construed to require establishment of a system of records in order to render in good faith the certification required by this clause. The knowledge and information of a participant is not required to exceed that which is normally possessed by a prudent person in the ordinary course of business dealings.

10. Except for transactions authorized under paragraph 6 of these instructions, if a participant in a covered transaction knowingly enters into a lower tier covered transaction with a person who is proposed for debarment under 48 CFR Part 9, subpart 9.4, suspended, debarred, ineligible, or voluntarily excluded from participation in this transaction, in addition to other remedies available to the Federal Government, the department or agency may terminate this transaction for cause or default.

Certification Regarding Debarment, Suspension, and Other Responsibility Matters-Primary Covered Transactions

(1) The prospective primary participant certifies to the best of its knowledge and belief, that its principals:

(a) Are not presently debarred, suspended, proposed for debarment, declared ineligible, or voluntarily excluded by any Federal department or agency;

(b) Have not within a three-year period preceding this proposal been convicted of or had a civil judgment rendered against them for commission of fraud or a criminal offense in connection with obtaining, attempting to obtain, or performing a public (Federal, State or local) transaction or contract under a public transaction; violation of Federal or State antitrust statutes or commission of embezzlement, theft, forgery, bribery, falsification or destruction of record, making false statements, or receiving stolen property;

(c) Are not presently indicted for or otherwise criminally or civilly charged by a governmental entity (Federal, State or Local) with commission of any of the offenses enumerated in paragraph (1)(b) of this certification; and



(d) Have not within a three-year period preceding this application/proposal had one or more public transactions (Federal, State, or local) terminated for cause or default.

(2) Where the prospective primary participant is unable to certify to any of the Statements in this certification, such prospective participant shall attach an explanation to this proposal.

### Instructions for Lower Tier Certification

1. By signing and submitting this proposal, the prospective lower tier participant is providing the certification set out below.

2. The certification in this clause is a material representation of fact upon which reliance was placed when this transaction was entered into. If it is later determined that the prospective lower tier participant knowingly rendered an erroneous certification, in addition to other remedies available to the Federal government, the department or agency with which this transaction originated may pursue available remedies, including suspension and/or debarment.

3. The prospective lower tier participant shall provide immediate written notice to the person to which this proposal is submitted if at any time the prospective lower tier participant learns that its certification was erroneous when submitted or has become erroneous by reason of changed circumstances.

4. The terms covered transaction, debarred, suspended, ineligible, lower tier covered transaction, participant, person, primary covered transaction, principal, proposal, and voluntarily excluded, as used in this clause, have the meanings set out in the Definition and Coverage sections of 49 CFR Part 29. You may contact the person to whom this proposal is submitted for assistance in obtaining a copy of those regulations.

5. The prospective lower tier participant agrees by submitting this proposal that, should the proposed covered transaction be entered into, it shall not knowingly enter into any lower tier covered transaction with a person who is proposed for debarment under 48 CFR Part 9, subpart 9.4, debarred, suspended, declared ineligible, or voluntarily excluded from participation in this covered transaction, unless authorized by the department or agency with which this transaction originated.

6. The prospective lower tier participant further agrees by submitting this proposal that it will include the clause titled "Certification Regarding Debarment, Suspension, Ineligibility and Voluntary Exclusion -- Lower Tier Covered Transaction," without modification, in all lower tier covered transactions and in all solicitations for lower tier covered transactions. (See below)

7. A participant in a covered transaction may rely upon a certification of a prospective participant in a lower tier covered transaction that it is not proposed for debarment under 48 CFR Part 9, subpart 9.4, debarred, suspended, ineligible, or voluntarily excluded from the covered transaction, unless it knows that the certification is erroneous. A participant may decide the method and frequency by which it determines the eligibility of its principals. Each participant may, but is not required to, check the List of Parties Excluded from Federal Procurement and Non-procurement Programs.

8. Nothing contained in the foregoing shall be construed to require establishment of a system of records in order to render in good faith the certification required by this clause. The knowledge and information of a participant is not required to exceed that which is normally possessed by a prudent person in the ordinary course of business dealings.

9. Except for transactions authorized under paragraph 5 of these instructions, if a participant in a covered transaction knowingly enters into a lower tier covered transaction with a person who is

proposed for debarment under 48 CFR Part 9, subpart 9.4, suspended, debarred, ineligible, or voluntarily excluded from participation in this transaction, in addition to other remedies available to the Federal government, the department or agency with which this transaction originated may pursue available remedies, including suspension and/or debarment.

Certification Regarding Debarment, Suspension, Ineligibility and Voluntary Exclusion -- Lower Tier Covered Transactions:

1. The prospective lower tier participant certifies, by submission of this proposal, that neither it nor its principals is presently debarred, suspended, proposed for debarment, declared ineligible, or voluntarily excluded from participation in this transaction by any Federal department or agency.
2. Where the prospective lower tier participant is unable to certify to any of the statements in this certification, such prospective participant shall attach an explanation to this proposal.

**POLICY TO BAN TEXT MESSAGING WHILE DRIVING**

In accordance with Executive Order 13513, Federal Leadership On Reducing Text Messaging While Driving, and DOT Order 3902.10, Text Messaging While Driving, States are encouraged to:

- (1) Adopt and enforce workplace safety policies to decrease crashes caused by distracted driving including policies to ban text messaging while driving—
  - a. Company-owned or –rented vehicles, or Government-owned, leased or rented vehicles; or
  - b. Privately-owned when on official Government business or when performing any work on or behalf of the Government.
- (2) Conduct workplace safety initiatives in a manner commensurate with the size of the business, such as –
  - a. Establishment of new rules and programs or re-evaluation of existing programs to prohibit text messaging while driving; and
  - b. Education, awareness, and other outreach to employees about the safety risks associated with texting while driving.

**ENVIRONMENTAL IMPACT**

The Governor's Representative for Highway Safety has reviewed the State's Fiscal Year highway safety planning document and hereby declares that no significant environmental impact will result from implementing this Highway Safety Plan. If, under a future revision, this Plan will be modified in such a manner that a project would be instituted that could affect environmental quality to the extent that a review and statement would be necessary, this office is prepared to take the action necessary to comply with the National Environmental Policy Act of 1969 (42 USC 4321 et seq.) and the implementing regulations of the Council on Environmental Quality (40 CFR Parts 1500-1517).



---

**Carol T. Rawson, P.E., Director of Traffic Operations**

Texas

**State or Commonwealth**

2011

**For Fiscal Year**

9/1/10

**Date**

**THIS PAGE INTENTIONALLY LEFT BLANK**

***Section Five***  
PROGRAM COST SUMMARY

**THIS PAGE INTENTIONALLY LEFT BLANK**

**SUMMARY OF PLANNED FUNDING**

Program Area	# Proj	Total	FEDERAL							MATCH			Fed. 402 to Local	
			402	405	406	408	410	2010	2011	STATE	INCOME	LOCAL		
Planning and Administration	7	\$2,570,227.20	\$455,331.44		\$46,981.00						\$2,053,048.00	\$0.00	\$14,866.76	
Alcohol and Other Drug Counter	124	\$40,137,971.57	\$1,651,704.15					\$18,574,980.27			\$200,000.00	\$10,775.00	\$19,700,512.15	\$274,076.10
Emergency Medical Services	1	\$1,818,769.94	\$1,138,073.39							\$0.00	\$0.00	\$680,696.55		
Motorcycle Safety	3	\$1,755,731.23	\$173,952.53						\$999,944.00	\$0.00	\$0.00	\$581,834.70		
Occupant Protection	79	\$17,059,080.27	\$2,376,061.59	\$2,961,967.00					\$1,154,360.20	\$0.00	\$10,000.00	\$10,556,691.48	\$560,000.00	
Pedestrian / Bicycle Safety	0	\$0.00	\$0.00							\$0.00	\$0.00	\$0.00		
Police Traffic Services	58	\$18,369,091.52	\$10,641,299.20							\$0.00	\$0.00	\$7,727,792.32	\$9,599,219.99	
Speed Control	12	\$892,572.51	\$621,897.67							\$0.00	\$0.00	\$270,674.84	\$621,897.67	
Traffic Records	8	\$7,364,800.06	\$564,290.00				\$1,993,645.09			\$3,881,453.00	\$0.00	\$925,411.97		
Driver Education and Behavior	15	\$5,449,041.85	\$1,776,364.05		\$419,810.98					\$2,370,760.00	\$0.00	\$882,106.82	\$200,858.46	
Railroad / Highway Crossing	0	\$0.00	\$0.00							\$0.00	\$0.00	\$0.00		
Roadway Safety	3	\$2,280,063.48	\$1,000,968.15							\$0.00	\$0.00	\$1,279,095.33		
Safe Communities	3	\$451,257.43	\$343,924.68							\$0.00	\$0.00	\$107,332.75	\$141,437.58	
School Bus	1	\$151,259.85	\$127,932.59							\$0.00	\$0.00	\$23,327.26	\$127,932.59	
<b>TOTALS:</b>	<b>314</b>	<b>\$98,299,866.91</b>	<b>\$20,871,799.44</b>	<b>\$2,961,967.00</b>	<b>\$466,791.98</b>	<b>\$1,993,645.09</b>	<b>\$18,574,980.27</b>	<b>\$999,944.00</b>	<b>\$1,154,360.20</b>	<b>\$8,505,261.00</b>	<b>\$20,775.00</b>	<b>\$42,750,342.93</b>	<b>\$11,525,422.39</b>	

**THIS PAGE INTENTIONALLY LEFT BLANK**