



2022 VIRGINIA HIGHWAY SAFETY PLAN

Application for Federal 402 Grant Funding Fiscal Year 2022

Virginia Highway Safety Office

Virginia Department of Motor Vehicles

2300 West Broad Street

Richmond, Virginia 23220



Table of Contents

	Page
Introduction	1
Commonwealth of Virginia Highway Safety Office	1
Mission Statement	2
Delegation of Authority and Organizational Staffing	3
Executive Summary	6
Grant Solicitation, Application, Review and Approval Process	7
Virginia's Political Structure	9
State Demographic Analysis	10
Legislative Update	13
Highway Safety Planning Calendar	16
Highway Safety Planning Process	18
Evidence-Based Traffic Safety Enforcement Program	25
Performance Report	35
Virginia Performance Report Chart - 2022 Highway Safety Plan	39
Virginia's Performance Plan	44
Core Outcome Performance Measures:	45
Fatalities	46
Serious Injuries	47
Fatalities / VMT	48
Occupant Protection Program Area	51
Alcohol Impaired Driving Program Area	72
Speed-Related Program Area	106
Motorcycle Safety Program Area	139
Unhelmeted Motorcyclist	141
Drivers Age 20 or Younger Involved in Fatal Crashes	144
Pedestrian Safety Program Area	149
Bicycle Safety Program Area	155
Other Program Area Performance Measures:	
Traffic Records Program Area	161
Drugged Driver Fatalities	164

Distracted Driver Fatalities	167
Driver Education	169
Community Traffic Safety Projects	171
Police Traffic Services	174
Roadway Safety Program Area	176
Planning and Administration	178
Core Behavior Performance Measure:	179
Seat Belt Use Rate – Observed Seat Belt Survey	180
Media Plan	182
Cumulative Listing / Distribution - FY2022 Grants	185
Appendices:	206
Appendix A. Certifications and Assurances	
Appendix B Application Requirements for Section 405	
Appendix C. Occupant Protection Program Plan	
Appendix D. State Traffic Records Safety Information System Improvements	
Appendix E. Motorcycle Safety Program	
Appendix F. Impaired Driving - Low Range	
Appendix G. Non-Motorized - Eligible	

Introduction

The Highway Safety Plan (HSP) describes the processes used to identify Virginia's traffic safety problems. It proposes projects and activities Virginia plans to implement to achieve its performance goals. The plan also includes performance measures and targets for each goal to track progress from a baseline toward meeting the goal by the specified target date. Additionally, the HSP describes the grant funded projects and activities that Virginia will implement to accomplish the goals identified.

Commonwealth of Virginia Highway Safety Office

Governor	The Honorable Ralph Northam
Governor's Highway Safety Representative	Richard D. Holcomb DMV Commissioner
Governor's Highway Safety Coordinator	George W. Bishop IV DMV Deputy Commissioner
Governor's Highway Safety Office Director	John L. Saunders Highway Safety Office Director
Location of Highway Safety Office	Virginia Department of Motor Vehicles 2300 West Broad Street Richmond, Virginia 23220 Phone (804) 367-6641

Mission Statement

Virginia Highway Safety Office

Reduce crashes, injuries, fatalities and associated costs by identifying transportation safety issues and developing and implementing effective integrated programs and activities.

This mission will be accomplished by:

- Collecting, maintaining and analyzing highway safety data and related information.
- Providing assistance to communities in identifying transportation safety issues and solutions.
- Administering federal transportation safety grant programs.
- Developing and implementing effective, integrated programs and initiatives to address traffic safety concerns.
- Tracking and supporting federal and state traffic safety legislation and initiatives.

Delegation of Authority and Organizational Staffing

The Code of Virginia, Section 46.2-222, gives written enabling authority for highway safety and the responsibility to carry out assigned state highway safety office functions to the Virginia Department of Motor Vehicles (DMV).

Virginia's Highway Safety Office (VAHSO) is comprised of 38 staff members including field personnel and the Traffic Records Electronic Data System (TREDS) Operations Center. After TREDS was implemented on July 2009, the TREDS Center's main function is now focused on conducting quality assurance of the state's electronic law enforcement crash reports and related DMV business processes.

In October 2006, the Grants Management program and staff were realigned to report directly to the budget section of the Financial Management Services Administration. This transfer of responsibilities put into place internal controls allowing for a system of checks and balances between the awarding of grants and the distribution of grant funding. The working relationship with the Virginia Highway Safety Office has not changed as a result of this realignment.

Highway Safety Office Staff

The DMV/VAHSO is comprised of headquarters staff members and field personnel. Brief descriptions of each position are as follows:

Governor's Highway Safety Representative: The Commissioner of the Department of Motor Vehicles (DMV) serves as the Governor's Highway Safety Representative.

Governor's Highway Safety Coordinator: The Deputy Commissioner for Virginia's Highway Safety Office serves as the Governor's Highway Safety Coordinator and is responsible for providing agency oversight of Virginia's highway safety program.

Governor's Highway Safety Office Director: Provides direct oversight and is responsible for planning, organizing and administering operations and programs. Directs the administration of the DMV/VAHSO to include Planning, Data Analysis and Reporting and Program Development and Implementation.

Administrative Coordinator: Provides support to the DMV/VAHSO Director. Coordinates the information needed for the completion of DMV/VAHSO administrative processes, highway safety legislation, and Virginia's highway safety plan and annual report. Oversees the planning and implementation of the annual Judicial Transportation Safety Conference and Governor's Highway Safety Awards. Responsibilities also include submitting, monitoring, coordinating and evaluation of approved highway safety grants for the DMV/VAHSO special projects and travel and training for DMV/VAHSO staff.

Deputy Director of Planning, Data Analysis, and Reporting: Responsibilities include planning, management and oversight of all analytical staff (including FARS program); managing, implementing and directing the statewide traffic records data system-TREDS including TREDS IT staff and the TREDS Operations Center staff; responsible for planning, statewide, crash data management and analysis, strategic highway safety planning including the SHSP, HSP and

Annual Report, and serving as the Chair and Coordinator for the state's traffic records program and the traffic records committee. Also provides oversight to the on-site VA Tech Safety Analyst in partnership with VA Tech University.

TREDS IT: Responsible for the operation, maintenance and system enhancements of the Commonwealth's Highway Safety Information System, Traffic Records Electronic Data System (TREDS).

Highway Safety Traffic Records Supervisor: Supervises staff responsible for managing statewide traffic crash data; supervises day-to-day duties of FARS analysts in the collection and submission of fatality data. Provides analysis and data pertaining to traffic records and highway safety studies and countermeasure programs; develops performance measures for the Highway Safety Plan (HSP) and the annual Highway Safety Evaluation Plan; and provides and updates traffic crash data on the agency web site

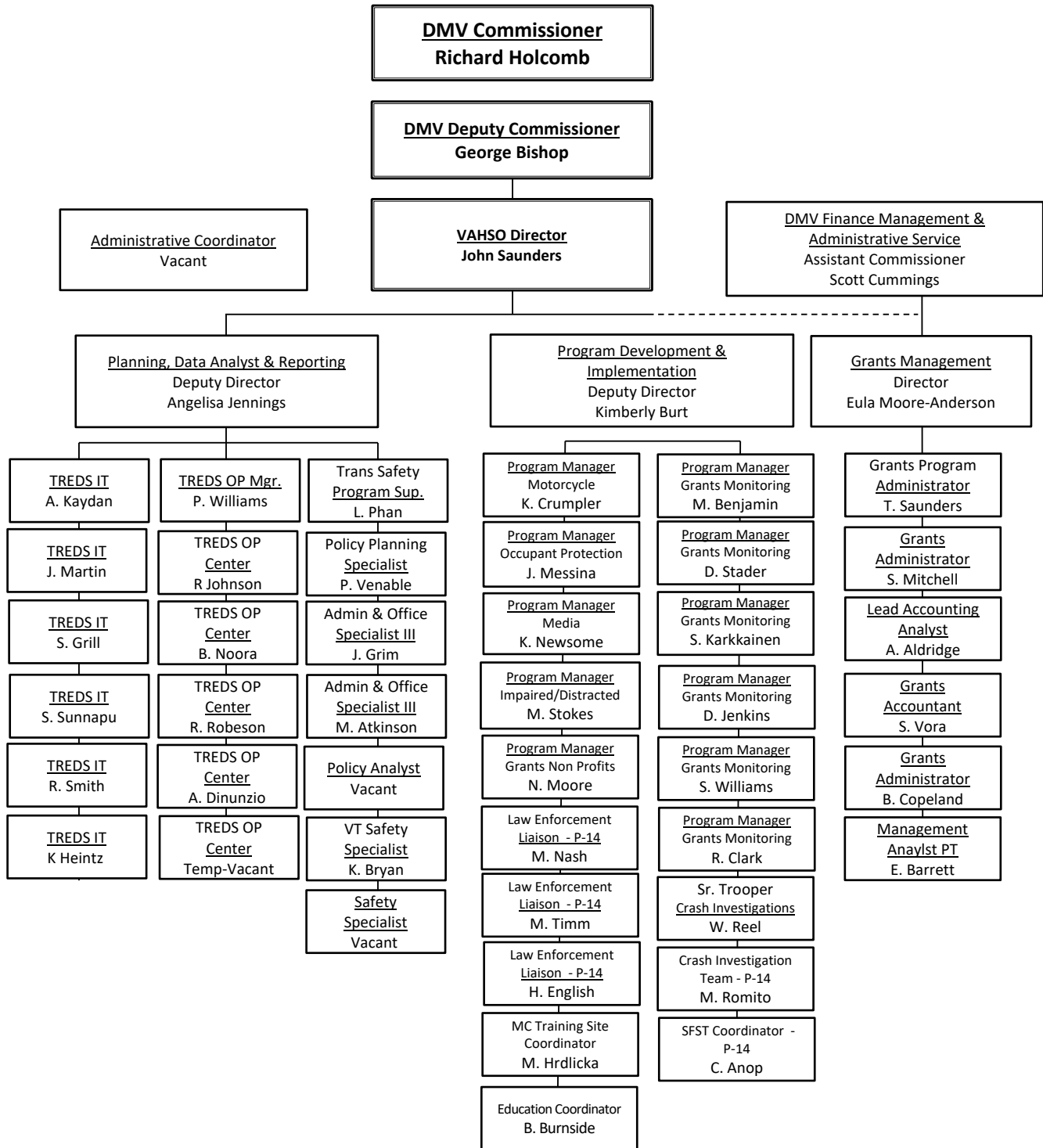
Office Manager (TREDS Operations Center): Supervises staff responsible for conducting quality assurance of the state's electronic police crash reports as well as related DMV business processes.

Deputy Director for Program Development and Implementation: Responsible for directing the development and implementation of safety programs. Provides process improvement, monitoring, tracking and evaluation of approved highway safety projects and manages Program Managers, Grant Monitors and Law Enforcement Liaisons.

Program Managers/Grant Monitors: Responsibilities include monitoring and evaluation of approved highway safety projects within the various countermeasure areas; dissemination of information; public awareness campaigns and media events, and presentation of safety education programs. Also includes part-time staff for ARIDE and SFST coordination as well as crash investigation.

Law Enforcement Liaison (LEL): LELs are responsible for assisting law enforcement with the coordination of High Visibility Enforcement and other enforcement based programs dealing with alcohol, speeding, aggressive driving and other areas that affect the safety of the motoring public.

**Department of Motor Vehicles
Highway Safety Office
May 2021**



Executive Summary

Through sound leadership, proactive partnerships, and the commitment and hard work of dedicated staff, Virginia has been successful in forging partnerships that have allowed us to implement many successful statewide highway safety program initiatives. Under the current federal reauthorization, States' have more flexibility to apply for grants that can be used to build upon and improve their highway safety process. Virginia pledges to continue establishing new and innovative programs that will capitalize on our strengths in an effort to expand and enhance our overall highway safety program. This includes collaborating with partners to provide opportunities to engage in programs and activities that foster aspects of diversity, equity and inclusion to impact changing behaviors throughout the Commonwealth. We will, through a systematic and cooperative statewide effort, build upon successes and continue to strive to be the most effective and efficient highway safety program in the nation, ensuring that our messaging contains inclusive language, images, outreach, marketing and branding. It is imperative that we advance these outreach opportunities to achieve sustainable change and to meet the needs of our diverse Commonwealth. It is critical to meet our citizens where they are and integrate our messages of safety in ways that will significantly impact them. Messages that are culturally relevant are a best practice when it comes to connecting with diverse communities.

The FFY2022 Highway Safety Plan is submitted in accordance with NHTSA's current reauthorization.

The Highway Safety Plan identifies Virginia's key safety needs and guides our investment decisions to achieve significant reductions in injuries and deaths on all public roads. The plan is intended to:

- Provide a comprehensive framework that uses, as its foundation, specific data driven targets, performance measures, and countermeasure strategies in each emphasis area to reduce highway injuries and deaths on all public roads;
- Address safety challenges on all public roads so that safety programs can align and leverage the Commonwealth's resources across all stakeholder programs;
- Institutionalize the Safe System Approach which recognizes that everyone – including those who design, build, operate, and use the road system – shares in the responsibility for road safety.

The National Highway Safety Act of 1966 provides federal grants to states to support coordinated national highway safety programs. The Virginia Highway Safety Office (VAHSO) is responsible for administering these federal highway safety funds and performing the following functions:

- Problem Identification/Analysis: Identification of actual and potential traffic safety issues through comprehensive data analysis and the development, reporting and tracking of established performance measures and targets in the preparation of the Highway Safety Plan, the Annual Report and other strategic planning documents;
- Administration (including grants management): Includes management of the highway safety program, monitoring legislative initiatives, development of federal highway safety proposals; distribution of federal funds to state, local and nonprofit agencies;
- Monitoring and Evaluation: Includes monitoring and evaluating approved highway safety projects, and developing effective program countermeasures;
- Public Information and Education: Includes development and coordination of numerous media events and public awareness activities focusing on specific priority areas. Priority areas can include underserved and vulnerable populations which oftentimes includes marginalized communities. Creating education that is consumable with a diverse delivery method will be critical.

Grant Solicitation, Application, Review and Approval Process

Virginia has a comprehensive grant solicitation, application, review, and approval process. The VAHSO provides grants for programs, which are designed to reduce the number of crashes, injuries, fatalities and related economic losses resulting from traffic crashes on Virginia's roadways. Local and state law enforcement agencies, state agencies, higher education and non-profits can apply for NHTSA's pass-through funding for projects related to various areas of highway safety. This process begins in January of each year and runs through July with the submission of the HSP to NHTSA. Virginia Highway Safety Office (VAHSO) provides information to the public through news releases and notification on www.DMVNow.com stating that the Virginia Highway Safety Office is accepting grant applications for highway safety. The deadline for all grant applications is February 28. During the January/February timeframe, "Fatal Crash/Grant Funding Worksheets" by jurisdictions are prepared and distributed to program managers. Crash data with maps showing street-level problem ID are prepared and distributed to localities, state agencies, higher education and nonprofits. Mandatory Grant Application Workshops for applicants are held statewide. After the application deadline, program managers review the grant applications and make initial funding recommendations. A committee that consists of the program managers and management meet to review the proposed grant applications and funding recommendations. During this time, voluntary presentations are provided by non-profits, state agencies and higher education, to VAHSO staff. VAHSO then holds a DMV Executive Review of final funding recommendations. DMV Grants Management Office receives this information for review and enters the information into our internal system. Final financial information is provided to VAHSO management who then meets with the Commissioner (Governor's Representative for VA) as well as for inclusion in the HSP. Upon approval by the Commissioner, final project funding information is submitted to the Secretary of Transportation for review and approval. Upon approval, the final HSP is prepared, with any amendments, for submission to NHTSA.

Since the initiation of the National Highway Safety Act, 2020 is unprecedented in the complicating factors that have impacted highway safety and the identification and evaluation of changes in crashes and their causes. On March 12, the Governor of Virginia declared a state of emergency associated with the COVID-19 pandemic and two weeks later issued a statewide Stay at Home order to protect the safety of Virginians and mitigate the spread of the virus. This resulted in a substantial reduction in vehicle miles traveled (VMT), as well as in driver behavior. Highway safety impacts as a result of the pandemic continued through the remainder of 2020. Concurrently in May, cities in Virginia experienced instances of civil unrest following weeks of protests resulting in the reallocation of law enforcement resources, which also impacted countermeasure implementation and evaluation. Within the context of the unique factors influencing 2020 crashes and countermeasures, Virginia highway safety officials have systematically analyzed highway safety problems and corrective strategies.

Based on the results of this evidence-based analysis, it has been determined that Virginia can make a positive impact on highway safety by emphasizing the enforcement of its traffic safety laws and enhancing its safety programs in the following areas:

Occupant Protection is an issue that requires significant attention in Virginia and was exacerbated by the events of 2020. Correct safety belt use is a proven method to achieve a greater measure of safety in crashes, regardless of the other factors involved. We are dedicated to increasing the usage rate of safety belts in Virginia in an effort to reduce fatalities and injuries in the event of a crash.

Impaired Driving resulting from the use of alcohol is another persistent problem that contributes to fatal and serious injury crashes. Virginia will continue to monitor and enforce its DUI statutes and strengthen and enhance our existing programs in an effort to eliminate alcohol related crashes in the Commonwealth.

Speed has a profound impact on the safety of Virginia's roadways. The reduction in VMT in 2020 appears to have increased risky behavior associated with excessive speed. The adaptation of Safe System Approach, will continue to raise the awareness of the dangers and implications of speeding.

Motorcycle Safety continues to be a key focus area in Virginia. Motorcycle endorsements, registrations and fatalities decreased in 2020. Enforcement, training, education and awareness contributed to these reductions and will remain integral components of this program.

Young Driver Safety emerged in 2020 as an important area for consideration during the pandemic. Although the longer-term impact is not yet known, the substantial increase in teen fatalities has highlighted the importance of focusing on this safety issue.

Pedestrian Safety has been a key focus area due to the increase in fatalities experienced over the past few years. DMV/HSO will continue to collaborate with stakeholders to address and provide educational messages, enforcement and written messaging containing engineering/infrastructure applications to reduce fatalities and injuries. We know that equity is a key indicator in which to view pedestrian safety because oftentimes pedestrian fatalities are higher in underserved neighborhoods. A strong collaboration with our stakeholders will be used to bridge our message to our communities.

Traffic Records is foundational in the development of an effective state highway safety program. The timeliness and accuracy of comprehensive data in connection with problem identification and analysis, is essential development of evidence-based targets, performance measures, strategies and projects that address our highway safety problems. Equity is key to understanding not only the effectiveness of the data we collect but also how it is being used to affect change.

Note: Areas also eligible for consideration in state and local grants, but to a lesser extent, include: roadway safety; driver education; teen drivers; drugged and distracted driving; community traffic safety; and police traffic services. As decisions are made on grant funding levels, an assessment is made regarding the prospective grant's ability to make a meaningful contribution to highway safety and assist the Commonwealth in achieving its safety goals.

Virginia's Political Structure

Virginia's current governor is Ralph Northam (D). The Commonwealth's bicameral legislature consists of the House of Delegates and Senate of Virginia. The present State Constitution, adopted in 1971, provides that the House of Delegates shall consist of 100 members and the Senate shall consist of 40 members. All members of the General Assembly are elected by registered voters within their respective House and Senate districts. The terms of office are two years for members of the House and four years for members of the Senate. (Members may not hold any other public office during their term of office.) The following table identifies how the legislature is currently comprised:

	Democrats	Republicans	Independents	Totals
Senators	21	19	0	40
Delegates	55	45	0	100

State Demographic Analysis

Virginia has a very diverse traffic mixture that includes urban, suburban and rural driving populations; an active tourism market; several military installations; diverse cultural communities that speak many languages; and many university and college campuses spread out across the state. It also borders two of the busiest metro areas for traffic, Maryland and Washington D.C.

There are 91 Acute Care hospitals, 11 Level 1 Trauma Centers 6 Level 2 Trauma Centers and 6 Level 3 Trauma Centers.

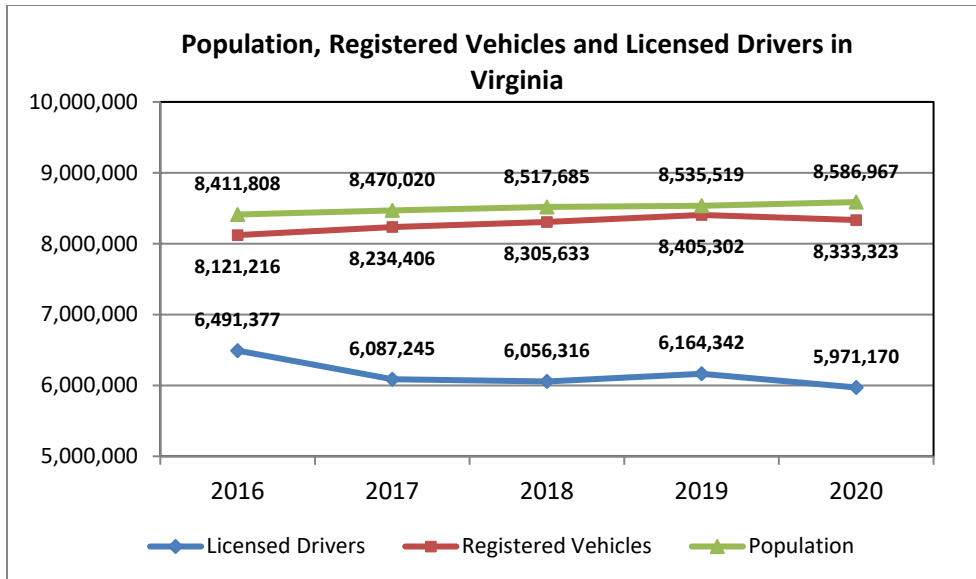
There are 38 cities and 95 counties in Virginia. The capital is Richmond. The provisional total population of Virginia is 8,586,967. Virginia has 8,333,323 registered vehicles and 5,971,170 licensed drivers. Of the Virginia licensed drivers, 28 percent were ages 15-33 and 21 percent were mature drivers (ages 65 and older). Virginia's 2020 population increased 1 percent (51,448), licensed drivers decreased 3 percent (193,172) and registered vehicles decreased 1 percent (71,979) and overall fatalities increased 2 percent.

Virginia's law enforcement community consists of seven state police field divisions with 49 area offices and 1,100 state troopers. It also includes 125 city and county sheriff's offices and 242 police departments, which includes private, institutional and collegiate departments.

There are 74,553.93 roadway miles. Of those 63,400.10 are secondary roads (85 percent), 10,034.76 are primary roads (13 percent) and 1,119.07 are Interstate roads (1.5 percent). Virginia's vehicle miles traveled (VMT) decreased 16 percent in 2020 compared to 2019.

There were 418,366 motorcycle endorsements, a 1 percent decrease (4,416) and 193,560 motorcycle registrations, a 0.2 percent decrease (401) compared to 2019. Motorcycle fatalities increased twenty-One percent, 87 motorcyclists killed in 2020 compared to 72 in 2016.

	2016	2017	2018	2019	2020
Population	8,411,808	8,470,020	8,517,685	8,535,519	8,586,967
Registered Vehicles	8,121,216	8,234,406	8,305,633	8,405,302	8,333,323
Licensed Drivers	6,491,377	6,087,245	6,056,316	6,164,342	5,971,170
Motorcycle Registrations	202,766	201,055	196,249	193,961	193,560
Motorcycle Endorsements	421,309	423,088	423,347	422,782	418,366

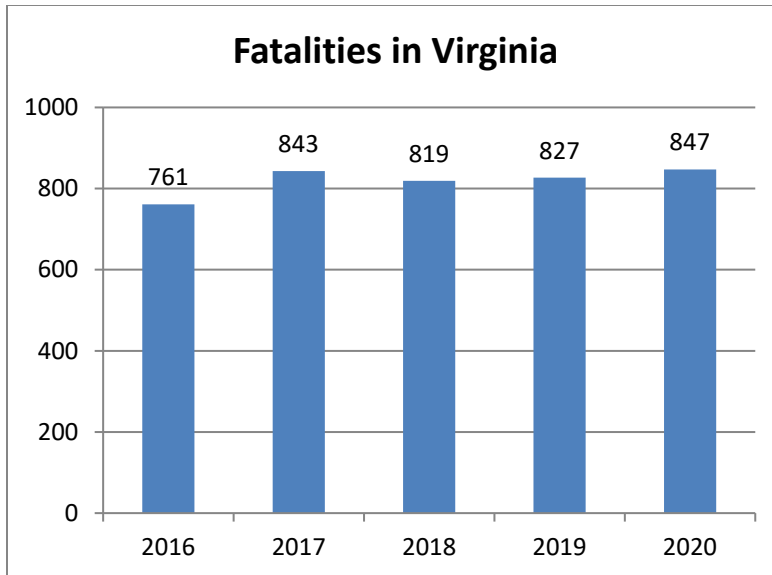


Virginia tested 12,600 people in 2020 with a blood alcohol content (BAC) of .08 or greater, a twenty-three percent decrease from 16,441 in 2019. The average BAC of these individuals was 0.153. There were 14,105 persons convicted of DUI, a twenty-four percent decrease from 18,648 in 2019. Of those convicted of DUI, sixty-eight percent were male and twenty-four percent were female.

On average in Virginia, one crash occurred every five minutes; one driver out of thirty-two licensed drivers was involved in a crash; and there were approximately two lives lost and one hundred forty-four persons injured per day.

Fifty-four percent of fatal crashes involved a single vehicle, thirty-seven percent involved two vehicles and eight percent involved three or more vehicles.

Year	Crashes	Fatalities	Injuries
2018	131,848	819	66,523
2019	128,172	827	65,708
2020	105,600	847	52,668



Holiday Fatalities

Holiday	Fatalities		% Change
	2019	2020	
St. Patrick's Day	2	0	-100%
Memorial Day	11	8	-27%
July 4th	7	9	29%
Labor Day	17	20	18%
Thanksgiving Day	8	12	50%
Christmas Day	10	5	-50%
New Year's Day	10	6	-40%

Legislative Update

During the 2020/2021 Virginia General Assembly, several pieces of legislation were passed to address highway safety. The following laws will be enacted and become effective July 1, 2021 unless noted otherwise:

2020 Special Session I

HB 5058 Marijuana and certain traffic offenses; issuing citations, etc.,

Chapter 45 of the 2020 Acts of Assembly Special Session I

SUMMARY AS PASSED: Issuing citations; possession of marijuana and certain traffic offenses. Provides that no law-enforcement officer may lawfully stop a motor vehicle for operating (i) without a light illuminating a license plate, (ii) with defective and unsafe equipment, (iii) without brake lights or a high mount stop light, (iv) without an exhaust system that prevents excessive or unusual levels of noise, (v) with certain sun-shading materials and tinting films, and (vi) with certain objects suspended in the vehicle. No evidence discovered or obtained as a result of such unlawful stop shall be admissible in any trial, hearing, or other proceeding. The bill also provides that no law-enforcement officer may lawfully stop, search, or seize any person, place, or thing solely on the basis of the odor of marijuana, and no evidence discovered or obtained as a result of such unlawful search or seizure shall be admissible in any trial, hearing, or other proceeding. The bill prohibits the enactment of a local ordinance establishing a primary offense when the corresponding provision in the Code of Virginia is a secondary offense. The bill prohibits any local ordinance relating to the ownership or maintenance of a motor vehicle from being cause to stop or arrest a driver of a motor vehicle unless such violation is a jailable offense. The bill prohibits a law-enforcement officer from stopping a pedestrian for jaywalking or entering a highway where the pedestrian cannot be seen. The bill provides that law-enforcement officers are not permitted to stop a motor vehicle for an expired safety inspection or registration sticker until the first day of the fourth month after the original expiration date. The bill also provides that no evidence discovered or obtained due to an impermissible stop, including evidence obtained with the person's consent, is admissible in any trial, hearing, or other proceeding. This bill is identical to [SB 5029](#).

SB 5029 Marijuana and certain traffic offenses; issuing citations, etc.,

Chapter 51 of the 2020 Acts of Assembly Special Session I

SUMMARY AS PASSED: Issuing citations; possession of marijuana and certain traffic offenses. Provides that no law-enforcement officer may lawfully stop a motor vehicle for operating (i) without a light illuminating a license plate, (ii) with defective and unsafe equipment, (iii) without brake lights or a high mount stop light, (iv) without an exhaust system that prevents excessive or unusual levels of noise, (v) with certain sun-shading materials and tinting films, and (vi) with certain objects suspended in the vehicle. No evidence discovered or obtained as a result of such unlawful stop shall be admissible in any trial, hearing, or other proceeding. The bill also provides that no law-enforcement officer may lawfully stop, search, or seize any person, place, or thing solely on the basis of the odor of marijuana, and no evidence discovered or obtained as a result of such unlawful search or seizure shall be admissible in any trial, hearing, or other proceeding. The bill prohibits the enactment of a local ordinance establishing a primary offense when the corresponding provision in the Code of Virginia is a secondary offense. The bill prohibits any local ordinance relating to the ownership or maintenance of a motor vehicle from being cause to stop or arrest a driver of a motor vehicle unless such violation is a jailable offense. The bill prohibits a law-enforcement officer from stopping a pedestrian for jaywalking or entering a highway where the pedestrian cannot be seen. The bill provides that law-enforcement officers are not permitted to stop a motor vehicle for an expired safety inspection or registration sticker until the first day of the fourth month after the original expiration date.

The bill also provides that no evidence discovered or obtained due to an impermissible stop, including evidence obtained with the person's consent, is admissible in any trial, hearing, or other proceeding. This bill is identical to [HB 5058](#).

2021 Regular Session and Special Session I

HB 1846 License restrictions for minors; prohibition on use of handheld personal communications devices.

Chapter 132 of the 2021 Acts of Assembly Special Session I

SUMMARY AS PASSED: Provisional drivers; use of handheld personal communications devices. Eliminates the provision prohibiting a holder of a provisional driver's license to operate a vehicle while using a wireless communication device. Such provision was specific only to the holder of a provisional license. Under a different current law, all drivers, including those with a provisional driver's license, are prohibited from holding a personal communications device while operating a vehicle.

HB 2262 Bicycles; traffic regulations, report.

Chapter 462 of the 2021 Acts of Assembly Special Session I

SUMMARY AS PASSED: Traffic regulation; bicycles; report. Requires the driver of a motor vehicle to change lanes when overtaking a bicycle or certain other vehicles when the lane of travel is not wide enough for the overtaking motor vehicle to pass at least three feet to the left of the overtaken vehicle. The bill also removes the limitations on riding bicycles and certain other vehicles two abreast. The Department of State Police is directed to convene a work group to review issues related to allowing bicyclists to treat stop signs as yield signs, and to report any recommendations to the chairmen of the House and Senate Committees on Transportation.

SB 1122 Habitual offenders; repeals remaining provisions of Habitual Offender Act.

Chapter 463 of the 2021 Acts of Assembly Special Session I

SUMMARY AS PASSED SENATE: Habitual offenders; repeal. Repeals the remaining provisions of the Habitual Offender Act. The bill also requires that the Commissioner of the Department of Motor Vehicles reinstate a person's privilege to drive a motor vehicle that was suspended or revoked solely on the basis that such person was determined to be or adjudicated a habitual offender pursuant to the Habitual Offender Act. The bill also authorizes the Virginia Alcohol and Safety Action Program to continue to administer intervention for individuals who were ordered to attend an intervention interview on or before June 30, 2021.

SB 1335 Learner's permits; use of personal communication devices, restrictions.

Chapter 381 of the 2021 Acts of Assembly Special Session I

SUMMARY AS PASSED SENATE: Learner's permits; use of personal communications device. Eliminates the provision prohibiting a holder of a learner's permit to operate a vehicle while using a wireless communication device. Such provision was specific only to the holder of a learner's permit. Under a different current law, all drivers, including those with a learner's permit, are prohibited from holding a personal communications device while operating a vehicle.

SB 1336 Ignition interlock systems; restricted permits to operate a motor vehicle.

Chapter 279 of the 2021 Acts of Assembly Special Session I

SUMMARY AS PASSED: Restricted permits to operate a motor vehicle; ignition interlock systems. Provides that in any criminal case for reckless or improper driving where a defendant's license to operate a motor vehicle, engine, or train is subject to revocation or suspension and the court orders a defendant, as a condition of probation or otherwise, to enter into and successfully

complete an alcohol safety action program, the court may issue the defendant a restricted license to operate a motor vehicle where the only restriction is to prohibit the defendant from operating a motor vehicle that is not equipped with a functioning, certified ignition interlock system for a period of not less than six consecutive months without alcohol-related violations of the interlock requirements.

Highway Safety Planning Calendar

Month	Activity
January	Provide information to the public through news releases and notification on www.DMVNow.com stating that the Virginia Highway Safety Office is accepting grant applications for highway safety “Fatal Crash/Grant Funding Worksheets” by jurisdictions prepared and distributed to PMs (January) Crash data with maps showing street-level problem ID for localities, state agencies and nonprofits (January) Grant Application Workshops for Sub recipients held statewide
January 21-24	Analysis staff begin development of narrative and data for inclusion in HSP
February 14	Analysis/Performance Measures prepared for final Review
February 28	DMV/VAHSO Application Deadline HSP 402 and 405 work begins
February 1 – March 13	Program Manager/Project Monitor receive and review proposed grant applications, make funding recommendations.
March 18, 19, 20	PMs Review Committee meet to review proposed grant applications and funding recommendations
March 23-31	PMs for OP, AL, MC and TR - prepare and submit information for 405 incentive funds to Deputy Director of Programs
March 23 and 24	NP/SA/HE volunteer presentations to HSO staff
March 26 and 27	DMV Executive review of VAHSO Final Grant Recommendations
March 31	PMs to have all final LE grant information entered into system
April 3	Final NP/SA/HE recommendations entered into system Final 402 and 405 data and incentive grant information submitted for HSP prep
April 6	GMO begins grant creation/codes in system
April 9	Paige begins/completes Oracle process
April 17	GMO prepares funding by separate program area
April 21	PM corrections due to GMO on April 22
April 22	GMO to make corrections (if any) submitted from PMs
April 23 – May 15	GMO completes and provides information for Planned Activities and Funding to HSO
May 13	Review and Approval meeting with Commissioner
May 19	Final review of spreadsheet
May 21	Submission of final project funding to Secretary of Transportation for review and approval
May 18 - June 5	HSP 402/405 Application Work
June 8 - 12	Finalize 3 identical measures, check spreadsheets, NHTSA work
June 15	Prepare Certifications for Commissioner’s signature, print HSP
July 1	HSP due to NHTSA

July 15	Data analysis staff prepares all data evaluation for AnnualReport (AR)
July 15	VA Tech prepares maps for grant distribution workshops
September – October 31	AR development
November 5	Final progress reports due to Program Staff
November 20	Final strategies and accomplishments due for inclusion in AR
November 21-December 9	AR is finalized by VAHSO
December 10	AR to Commissioner for review and approval
December 29	AR due to NHTSA

*Some calendar dates may change

Highway Safety Planning Process

Virginia's Highway Safety Office (VAHSO) implements a comprehensive highway safety planning process. VAHSO conducts extensive problem identification and analysis that establishes data driven performance measures and targets used to develop and implement the most effective and efficient Plan. These measures are then used to develop countermeasure strategies and projects for the distribution of federal funds.

The VAHSO's HSP is produced annually and is developed through discussions and meetings coordinated by the VAHSO. The initial planning by VAHSO staff allows for the review and analysis of prior year activities by federal, state and local partners. The VAHSO then works with and incorporates information from meetings with inter-agency groups, state and local government agencies, i.e., Virginia State Police, Virginia Department of Transportation, institutions of higher learning, local law enforcement and community coalitions. Additionally, data and other relevant highway safety information is gathered and analyzed to identify behavioral trends. VAHSO reviews and analyzes information from enforcement campaigns (Checkpoint Strike Force and Click It or Ticket), attitudinal/observational surveys conducted by various state universities and statewide committees; Traffic Records Coordinating Committee, Strategic Highway Safety Plan Executive Committee, Occupant Protection Committee, Impaired Driving Committee, and others.

Our problem identification process is vital to the success of our overall highway safety program and consists of the following stages:

- Problem identification and analysis utilizing various data sources
- Planning to select and prioritize targets, goals, objectives and performance measures
- Participation and collaboration from traffic safety partners
- Development of funding priorities
- Issuance of grant application announcement for grant funding of programs
- Grant writing and distribution workshops
- Review, negotiation and approval of grant agreement
- Implementation of programs/deployment of resources
- Monitoring/Evaluation

Description of Data Sources and Processes Used in Highway Safety Problem Identification

VAHSO uses various sources of data such as our Fatality Analysis Reporting System (FARS), our Traffic Records Electronic Data System (TREDS) which is Virginia's central data repository for all highway safety information and data; and DMV's Citizen Services System (CSS).

"Top Ranked" Jurisdictions by fatal crash, citation, survey data, geographical data, and street-level location mapping data. Other relevant data sources use in our calculations include VMT, license, registration, training, motorcycle endorsement, Countermeasures That Work (CTW), seat belt and attitudinal surveys and NHTSA's State Traffic Safety Information System (STSI.)

The Virginia Highway Safety Office (VAHSO) continues to identify, analyze, recommend and implement solutions for highway safety problems on a statewide basis.

VAHSO collaborates with various safety partners that represent multiple disciplines to ensure that the performance measures and safety initiatives identified are data-driven and include reasonable targets

to address the crash, fatality and injury problems within the Commonwealth; provides the appropriate criteria for the designation of funding priorities, and provides evidenced-based countermeasure strategies and projects for the administration and evaluation of the overall Highway Safety Plan.

HSP Goals are reviewed and shared with grantees through the grant writing and distribution workshops, visits from Programs Managers and other staff, routine contact from staff via phone, written and personal contact, conferences, and training. This process allows VAHSO staff a mechanism for project follow up and to make adjustment as needed.

Description of Data Sources, Participants and Processes Used To Select Projects, Establish Performance Measures and Define Targets

Using data sources listed above, VAHSO analyzed 10 year-to-year transitions of data to perform linear trend analysis (annual data, 3- or 5- year rolling averages) using 4, 5 or 6 points of data. Attainable, evidence-based targets were then selected for all measures with justifications provided for each selection.

VAHSO coordinated with VDOT on the three measures and targets that must be identical in the HSP, HSIP and SHSP (fatalities, fatalities/VMT and serious injuries). Five-year rolling average were used to set targets.

VAHSO also analyzed traffic crash data comparing prior year HSP data with current year data. Crash data was programmatically broken down by jurisdiction (town, city, county and then street-level location.) This analysis, combined with other measures, was used to create a *Mapping and Data Profile* for every safety program area and every law enforcement agency in Virginia. This Profile provides a visual display, along with a listing, of Virginia streets/roadways/interstates with all fatal and serious injury crashes by the highest time periods, days, and months. VAHSO uses this unique analysis tool to support the development of targets, performance measures, safety programs and its funding decisions.

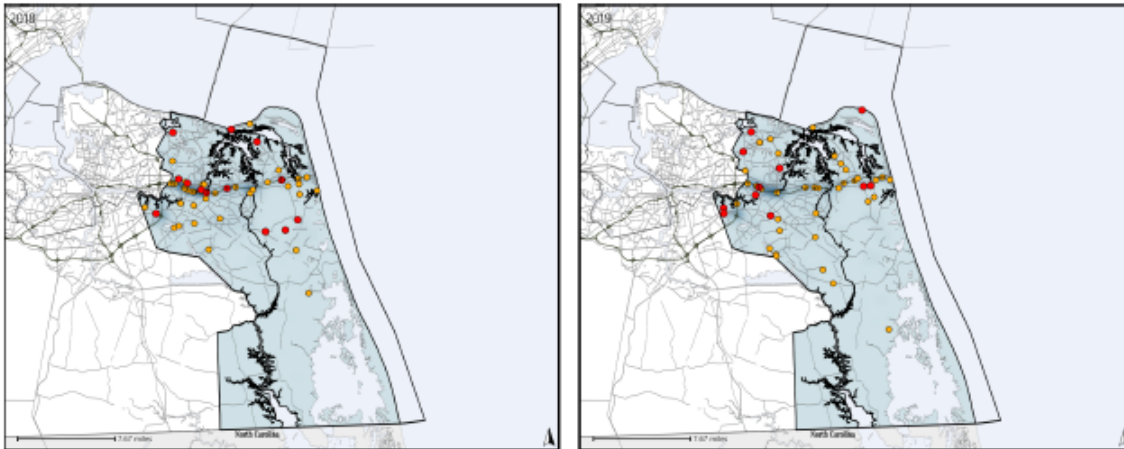
The VAHSO utilizes input and suggestions provided by a relevant and comprehensive list of disciplines. This collaboration includes targeted and specific locality data/problem identification from various partner agencies with the Virginia Highway Safety Office serving as the lead agency working with Virginia State Police, local law enforcement, Virginia Tech, Department of Health, Virginia Department of Transportation, Supreme Court of Virginia, institutions of higher education, non-profits and statewide committees such as the Traffic Records Coordinating Committee, Occupant Protection Committee, etc.

The VAHSO also hosts highway safety stakeholder meetings that include key safety partners to discuss ideas and initiatives to improve highway safety. This information is then used in support of our statewide programs to address our highway safety issues including traffic safety enforcement and awareness campaigns. This collaboration among our stakeholders provides for an effective and efficient problem solution process.


The following are examples of mapping and data profiles created for each locality, and interstate highway that is used in our planning, problem identification and target and performance measure setting and selection of countermeasure strategies and projects:

Virginia Beach City Speed Crash Statistics

Available Crash Data - Calendar Year	2016	2017	2018	2019
Speed Crashes	812	813	781	715
Speed Fatal Crashes	6	7	13	11
Highest Time Period(s)	3:00pm - 5:59pm 6:00am - 8:59am (34%)	3:00pm - 5:59pm (43%)	9:00pm - 11:59pm (46%)	3:00am - 5:59am (27%)
Highest Day(s)	Monday (50%)	Sunday - Tuesday (58%)	Friday (31%)	Saturday (27%)
Highest Month(s)	May (33%)	March (29%)	July (31%)	February - March (36%)
Speed Serious Injury Crashes	48	37	39	40
Highest Time Period(s)	6:00pm - 8:59pm Midnight - 2:59am (42%)	Midnight - 2:59am (24%)	3:00pm - 5:59pm Midnight - 2:59am (52%)	6:00pm - 8:59pm (28%)
Highest Day(s)	Friday (21%)	Saturday - Sunday (44%)	Monday (26%)	Sunday (32%)
Highest Month(s)	May (15%)	December - September (32%)	May (15%)	March (18%)
Speed Injury Crashes	299	302	297	266
Highest Time Period(s)	3:00pm - 5:59pm (23%)	3:00pm - 5:59pm (25%)	3:00pm - 5:59pm (29%)	3:00pm - 5:59pm (23%)
Highest Day(s)	Friday (18%)	Saturday - Wednesday (32%)	Friday (21%)	Tuesday (16%)
Highest Month(s)	April - March (22%)	December - September (24%)	December - June (24%)	March (11%)



- Speed Fatal Interstate Crashes
 - Speed Serious Injury Interstate Crashes
 - Speed Fatal Non-interstate Crashes
 - Speed Serious Injury Non-interstate Crashes
- The blue gradient represents the density of all speed crashes.


 This report was generated by the
 Center for Geospatial Information Technology

Virginia Beach City Speed Crash Statistics

2018 Fatal Crashes - Calendar Year

Street	Cross Street	Count
I-264		3
SHORE DR		2
DAM NECK RD		2
INDIAN RIVER RD	LEVEL GREEN BLVD	1
INDEPENDENCE BLVD	EUCLID RD	1
VIRGINIA BEACH BLVD	WEXFORD DR	1
WITCHDUCK RD	VIRGINIA BEACH BLVD	1
OCEANA BLVD	BEACONS REACH DR	1
GREAT NECK RD	UPPER CHELSEA REACH	1

Mainline crash locations not included in table: 0
 Intersection crash locations not included in table: 0

2019 Fatal Crashes - Calendar Year

Street	Cross Street	Count
ATLANTIC AVE	THOMAS NELSON CIR	1
OCEANA BLVD		1
SHORE DR		1
I-264		1
PARLIAMENT DR		1
INDEPENDENCE BLVD	FEMBROKE BLVD	1
MILITARY HWY	INDIAN RIVER RD	1
PROVIDENCE RD	NEWMARKET DR	1
PROVIDENCE RD	OLD PROVIDENCE RD	1
NORTHAMPTON BLVD	BAKER RD	1

Mainline crash locations not included in table: 1
 Intersection crash locations not included in table: 0

2018 Serious Injury Crashes - Calendar Year

Street	Cross Street	Count
I-264		11
BIRDNECK RD		2
FERRELL PKWY	INDIAN RIVER RD	1
ELBOW RD		1
FERRELL PKWY	PLEASANT VALLEY RD	1
FIRST COLONIAL RD	SOUTHALL DR	1
CLAYPOOL CT		1
GENERAL BOOTH BLVD		1
GREAT NECK RD	RIVER RD	1
I-264 RAMP		1

Mainline crash locations not included in table: 9
 Intersection crash locations not included in table: 9

2019 Serious Injury Crashes - Calendar Year

Street	Cross Street	Count
I-264		12
INDIAN RIVER RD		2
GREAT NECK RD	ROSE HALL DR	1
I-264	21ST ST	1
CURRITUCK DR		1
FERN RIDGE RD	ASHAWAY RD	1
DAM NECK RD	ROSEMONT RD	1
FIRST COLONIAL RD		1
ELBOW RD		1
BIRDNECK RD		1

Mainline crash locations not included in table: 8
 Intersection crash locations not included in table: 10

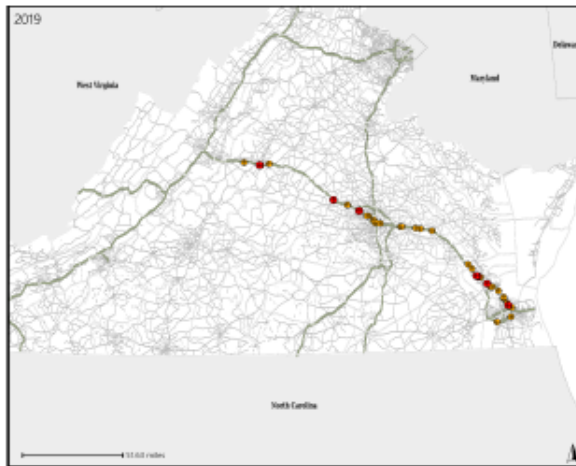
Locations with equal crash counts are listed in random order in table and single crash locations may not be listed.

Interstate


January, 2021

I-64 Alcohol Crash Statistics

Available Crash Data - Calendar Year	2016	2017	2018	2019
Alcohol Crashes	193	199	205	227
Alcohol Fatal Crashes	8	7	5	8
Highest Time Period(s)	9:00pm - 11:59pm Midnight - 2:59am (50%)	9:00pm - 11:59pm (43%)	9:00pm - 11:59pm (40%)	9:00pm - 11:59pm (50%)
Highest Day(s)	Friday - Saturday (50%)	Thursday (43%)	Friday (40%)	Thursday (38%)
Highest Month(s)	October (38%)	November - September (58%)	April - August (40%)	April (38%)
Alcohol Serious Injury Crashes	24	23	23	28
Highest Time Period(s)	Midnight - 2:59am (33%)	Midnight - 2:59am (30%)	Midnight - 2:59am (30%)	Midnight - 2:59am (36%)
Highest Day(s)	Friday (25%)	Friday - Sunday (44%)	Saturday (35%)	Saturday (36%)
Highest Month(s)	February - October (34%)	January (26%)	October - September (34%)	December - January (36%)
Alcohol Injury Crashes	82	74	71	96
Highest Time Period(s)	Midnight - 2:59am (33%)	Midnight - 2:59am (24%)	Midnight - 2:59am (38%)	Midnight - 2:59am (33%)
Highest Day(s)	Sunday (23%)	Sunday (24%)	Saturday (34%)	Sunday (28%)
Highest Month(s)	April (13%)	January (14%)	September (13%)	April (14%)



- Alcohol Fatal Interstate Crashes
- Alcohol Serious Injury Interstate Crashes
- Alcohol Fatal Non-interstate Crashes
- Alcohol Serious Injury Non-interstate Crashes


 This report was generated by the
 Center for Geospatial Information Technology

I-64 Alcohol Crash Statistics

2018 Fatal Crashes - Calendar Year

Street	Cross Street	Count
I-64		4
I-64 RAMP		1

Mainline crash locations not included in table: 0
 Intersection crash locations not included in table: 0

2019 Fatal Crashes - Calendar Year

Street	Cross Street	Count
I-64		6
I-64 RAMP		2

Mainline crash locations not included in table: 0
 Intersection crash locations not included in table: 0

2018 Serious Injury Crashes - Calendar Year

Street	Cross Street	Count
I-64		22
I-64 RAMP		1

Mainline crash locations not included in table: 0
 Intersection crash locations not included in table: 0

2019 Serious Injury Crashes - Calendar Year

Street	Cross Street	Count
I-64		27
I-64 RAMP		1

Mainline crash locations not included in table: 0
 Intersection crash locations not included in table: 0

Locations with equal crash counts are listed in random order in table and single crash locations may not be listed.

Description of Data Sources and Processes Used to Develop and Select Evidence-based Countermeasures Strategies and Projects to Address Problems and Achieve Performance Targets

Local input and solutions are processed through the Highway Safety Program Manager, a transportation safety commission (when applicable), and the affected state agency.

VAHSO identifies and assesses crash severity and rank by the top jurisdictions, focusing on the highest number/percentage of fatal crashes (i.e. total, alcohol, speed) as well as unrestrained fatalities.

VAHSO identifies projects that creatively incorporates and support statewide goals and that have the ability to transfer to other jurisdictions.

VAHSO identifies projects from state, local and nonprofit organizations that have statewide significance and that address the federal program areas under the current authorization.

Individual project requests are reviewed and selected in three stages: (1) Review by VAHSO Headquarters and Program Personnel that have the knowledge and expertise in specific problem areas (2) Review by a committee of VAHSO management (3) VAHSO management advises the DMV Commissioner and the Secretary of Transportation.

Evidence-Based Traffic Safety Enforcement Program

A significant portion of Virginia's highway safety grant funds is awarded to law enforcement agencies each year through individual agency grants. The Virginia Highway Safety Office (VAHSO) has developed policies and procedures to ensure that enforcement resources are used efficiently and effectively to support the goals of the state's highway safety program. Virginia incorporates an evidence-based approach in its statewide enforcement program through the following components:

Data-driven Problem Identification

The statewide problem identification process used in the development of the Highway Safety Plan (HSP) has been described earlier which demonstrates that the data analyses are designed to identify who is overinvolved in crashes and when, where and why crashes are occurring. Key results summarizing the problems identified are presented in the statewide and individual program area sections of the HSP.

All enforcement agencies receiving grant funding must also use a data-driven approach to identify the enforcement issues in their jurisdictions. Data documenting the highway safety issue identified must be included in the funding application submitted to the VAHSO, along with the proven strategies that will be implemented to address the problem. Additionally, law enforcement is provided interstate and locality-specific heat maps/data profiles which drill down to street-level problem identification.

Implementation of Evidence-based Strategies

To ensure that enforcement resources are deployed effectively, law enforcement agencies are directed to implement evidence-based strategies using the data provided. The HSP narrative outlines Virginia's broad approach to address key problem enforcement areas and guides the local jurisdictions to examine local data and develop appropriate countermeasures (using *Countermeasures That Work* and other proven methods) for their problem areas. Examples of proven strategies include targeted enforcement focusing on specific violations, such as impaired driving, unrestrained fatalities and speeding, or on specific times of day when more violations occur, such as nighttime impaired driving road checks and seat belt enforcement. High visibility enforcement, including participation in national seat belt and impaired driving mobilizations, is also required. These include:

Click It or Ticket Seat Belt Enforcement Campaign in late May (full mobilization)
Drive Sober or Get Pulled Over Impaired Driving Enforcement Campaign (August-December)
Drive Sober or Get Pulled Over Crackdown (Holiday Season)
Click It or Ticket Mini-Mobilization in late November

Several State supported enforcement blitzes are also included. Multi-jurisdictional enforcement efforts are also encouraged and supported by the VAHSO.

Strategies that use street level data to identify high crash locations have proven to be effective, providing for a more efficient use of the available resources; thereby, enhancing the success of enforcement efforts.

Operation Crash Reduction

From 2013-2017 in Region 3, more fatal crashes occurred on Columbus Day Weekend (517) than the long weekends of Thanksgiving or Memorial Day. Surprisingly, Columbus Day was the 2nd deadliest holiday of 2017 for Region 3, trailing only Independence Day.

The 2020 Columbus Day Weekend Operation Crash Reduction campaign reduced the amount of crashes by 24% from 705 (2019) to 533 (2020) in Virginia. However, the overall number of fatalities increased from 2(2019) to 5(2020). The campaign was supported by media publications and social media posts. Enforcement efforts resulted in 59 participating agencies -2,913 total summons, including 59 DUIs/DUIDs, 86 OP citations and 952 speed citations.

Continuous Monitoring

Continuous monitoring of the implementation of enforcement programs is another important element of VAHSO's enforcement program. Enforcement agencies' deployment strategies are continuously evaluated and adjusted to accommodate shifts and changes in their local highway safety problems. Several methods are used to follow-up on programs funded by VAHSO. Law enforcement agencies receiving grant funding are required to report on the progress of their programs in their quarterly activity reports. These reports must include data on the activities conducted, such as the times worked and the number of tickets issued. Funding decisions for subsequent years are based on the effectiveness of the implementation and performance of the enforcement project. Enforcement grants are monitored throughout the year by the Field Program Managers for the VAHSO. Program managers and associated Law Enforcement Liaisons (LELs) maintain contact with enforcement agencies through meetings, conferences, grant monitoring sessions, emails, phone calls and press events.

Risk Assessments

Each sub-recipient who applies for highway safety funding is evaluated to determine their level of risk. The risk assessment, which is a part of the overall grant application evaluation process, is based on a variety of factors. Past performance on grant projects is considered, to include timeliness, accuracy and completeness of monitoring reports and reimbursement vouchers, maintenance of records, adherence to the Statement of Work & Special Conditions of the grant agreement, and grant task performance. For selective enforcement grants, this will include citations and/or contacts per hour, types of violations written and relevance to the grant type or mobilization emphasis, and relevant use of purchased equipment. Current agency conditions are considered, including size of agency, number of traffic officers and vehicles, current levels of critical equipment and leadership support for highway safety efforts.

Quantitative information is included in an evaluation spreadsheet prepared by Program Managers who monitor the grant projects. These individuals meet as a group in intensive sessions to review all applications, share quantitative and qualitative information, discuss their recommendations based on the risk assessment and develop consensus recommendations for funding in the upcoming Highway Safety Plan. Agencies deemed to be high risk for poor performance may be (1) identified for close monitoring with clear performance goals for the remainder of the current grant cycle, with their next grant award dependent upon that performance, (2) have their grant awards reduced and/or (3) have their applications denied.

Example of the VAHSO Program Crash Identification grant funding worksheet used to develop and select evidence-based countermeasure strategies and projects.

VAHSO Program Crash Identification

Alcohol Grant Funding Worksheet: Staunton Region



2019 - 2021

The information in this report is confidential. It cannot be used, disclosed, reproduced or received by anyone other than Virginia Highway Safety Office (VAHSO) Staff.

Regional and Commonwealth Non-interstate Crash Count Rankings

Fatal Crash Count by Jurisdiction				Serious Injury Crash Count by Jurisdiction			
	Fatal Crash Count	Staunton Region Rank	Commonwealth Rank		Serious Injury Crash Count	Staunton Region Rank	Commonwealth Rank
Albemarle County	5	1 / 26	8 / 133	Fauquier County	16	1 / 26	13 / 133
Orange County	4	2 / 26	14 / 133	Albemarle County	15	2 / 26	15 / 133
Frederick County	4	2 / 26	14 / 133	Frederick County	10	3 / 26	19 / 133
Augusta County	3	4 / 26	22 / 133	Augusta County	8	4 / 26	26 / 133
Culpeper County	3	4 / 26	22 / 133	Shenandoah County	7	5 / 26	31 / 133
Fauquier County	2	6 / 26	31 / 133	Fluvanna County	6	6 / 26	38 / 133
Rockingham County	2	6 / 26	31 / 133	Rockingham County	6	6 / 26	38 / 133
Clarke County	2	6 / 26	31 / 133	Culpeper County	5	8 / 26	43 / 133
Nelson County	1	9 / 26	50 / 133	Charlottesville City	5	8 / 26	43 / 133
Fluvanna County	1	9 / 26	50 / 133	Winchester City	4	10 / 26	50 / 133
Greene County	1	9 / 26	50 / 133	Clarke County	4	10 / 26	50 / 133
Shenandoah County	1	9 / 26	50 / 133	Nelson County	4	10 / 26	50 / 133
Highland County	1	9 / 26	50 / 133	Staunton City	4	10 / 26	50 / 133
Charlottesville City	1	9 / 26	50 / 133	Madison County	3	14 / 26	64 / 133
Rockbridge County	1	9 / 26	50 / 133	Waynesboro City	3	14 / 26	64 / 133
Warren County	1	9 / 26	50 / 133	Orange County	3	14 / 26	64 / 133
Winchester City	0	17 / 26	94 / 133	Harrisonburg City	3	14 / 26	64 / 133
Bath County	0	17 / 26	94 / 133	Warren County	3	14 / 26	64 / 133
Buena Vista City	0	17 / 26	94 / 133	Rockbridge County	2	19 / 26	85 / 133
Harrisonburg City	0	17 / 26	94 / 133	Highland County	1	20 / 26	105 / 133
Lexington City	0	17 / 26	94 / 133	Greene County	1	20 / 26	105 / 133
Madison County	0	17 / 26	94 / 133	Buena Vista City	0	22 / 26	119 / 133
Page County	0	17 / 26	94 / 133	Bath County	0	22 / 26	119 / 133
Rappahannock County	0	17 / 26	94 / 133	Rappahannock County	0	22 / 26	119 / 133
Staunton City	0	17 / 26	94 / 133	Page County	0	22 / 26	119 / 133
Waynesboro City	0	17 / 26	94 / 133	Lexington City	0	22 / 26	119 / 133

This report was created by the Center for Geospatial Information Technology at Virginia Tech.
Report generated on February 05, 2021



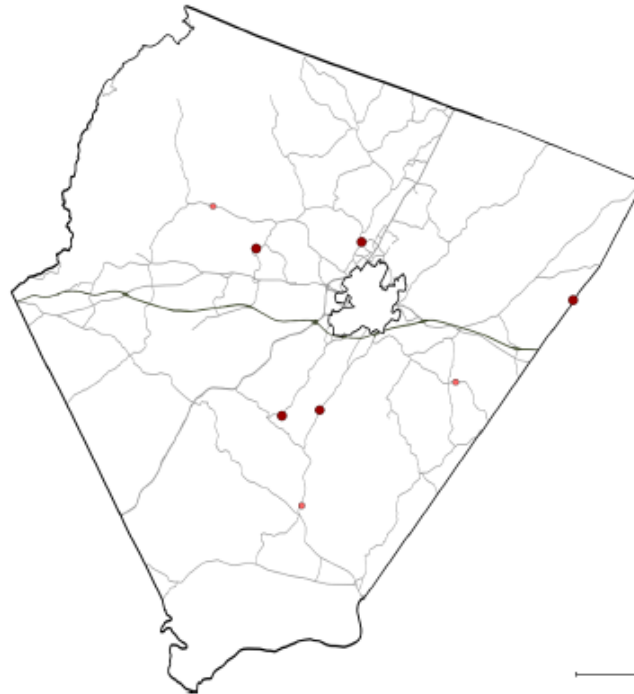
Highway Safety Office Grant Funding Awards



Albemarle County: Alcohol Awards

2019 - 2021

The information in this report is confidential. It cannot be used, disclosed, reproduced or received by anyone other than Virginia Highway Safety Office (VAHSO) Staff.



● 2017 non-interstate fatal alcohol-related crash ● 2018 non-interstate fatal alcohol-related crash ● 2019 non-interstate fatal alcohol-related crash

	Fatal Crash Count *	Staunton Region Rank	Commonwealth Rank	Serious Injury Crash Count *	Staunton Region Rank	Commonwealth Rank
2019	5	1 / 26	8 / 133	15	2 / 26	15 / 133

*This report was created by the Center for Geospatial Information Technology at Virginia Tech.
Report generated on February 04, 2021*



Efforts to Coordinate and Outcomes Derived from the Coordination of the HSP, HSIP with the State Strategic Highway Safety Plan (SHSP)

DMV and VDOT have agreed to the following identical FY2022 HSP measures and targets for the HSP, HSIP and SHSP: Fatalities – 841.8, Fatalities/VMT – 1.004 and Serious Injuries – 7,072.2

The Virginia Highway Safety Office (VAHSO) partnered with Virginia Department of Transportation (VDOT) to collaborate with over fifty interested organizations in the development of the Virginia's Strategic Highway Safety Plan 2017-2021 (SHSP). As a key partner on the SHSP Executive Committee, VAHSO oversees the inclusion of HSP safety program areas, performance measures and targets within the SHSP. The Commonwealth's SHSP focuses on eight key behavioral emphasis areas: Alcohol-Impaired Driving, Occupant Protection, Young Drivers, Speed, Roadway Departures, Intersections, Bicyclist, and Pedestrian

Efforts to Coordinate and Outcomes Derived of Data Collection and Information Systems with the HSP and HSIP

The VAHSO collaborated with VDOT and provided comprehensive data from its FARS and TREDIS systems that was used in the development of the Virginia Strategic Highway Safety Plan 2017-2021 (SHSP). Additionally, data from VDOT's Roadway Network System (RNS) was also incorporated with crash data and included in the SHSP.

Virginia's Data Driven Methods for Safety Measures Target Setting

Background

The Federal Highway Administration (FHWA) established the Safety Performance Management (Safety PM) to support the Highway Safety Improvement Program (HSIP). Regulation establishes safety performance measure annual reporting and target setting requirements for all public roads. The Safety PM Regulation (23 CRF 490) established five performance measures, as follows:

1. Number of fatalities (F).
2. Rate of fatalities per 100 million vehicle miles traveled (VMT).
3. Number of serious injuries (SI).
4. Rate of serious injuries per 100 million VMT.
5. Number of non-motorized fatalities and non-motorized serious injuries (N-M F+SI).

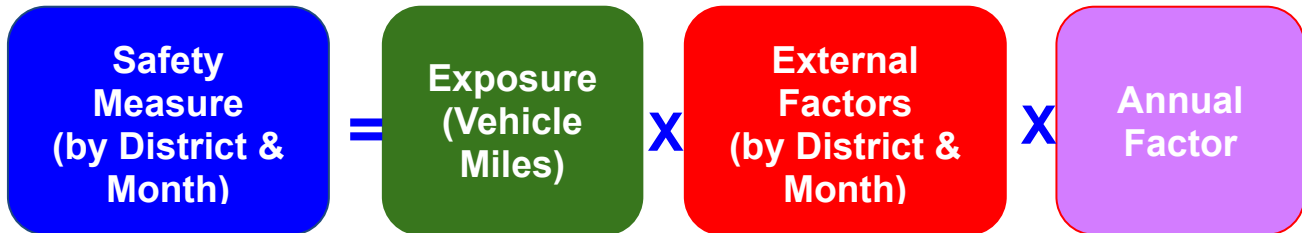
The first three measures historic annual values are reported to both NHTSA and FHWA and the latter two only to FHWA. Future year targets are submitted as five-year rolling average values. A specific methodology is not identified for use when establishing safety targets. States have flexibility to use a data-driven process, but targets for the next calendar year are established based on coordination and collaboration between the state DOT (HSIP) and Highway Safety Office (HSO) reporting to NHTSA in the annual Highway Safety Plan (HSP).

Target Setting Approach

Seeing that recent increasing Fatality and leveling Serious Injury trends were not matching longer-term trend lines, during the 2019 target setting process, the Commonwealth Transportation Board (CTB) requested a more data driven approach to target setting in Virginia. Using the concept developed for a national study (NCHRP 17-67) of modeling the factors influencing the fatalities at the state level, VDOT developed a similar approach to define a baseline prediction of the annual values of

the first three count measures above. The rate measures would then be calculated based on predicted VMT for the target year.

Initially, 2020 baseline statistical prediction models were developed at the VDOT District level by month of observed data (external factors) available for the years 2009-17. Data that could be summarized at the district and monthly levels were used so that the sample size was increased and to identify characteristics that differ across Virginia and by season. The model form¹, shown below, identifies the effect of exposure in daily vehicle miles traveled (DVMT) multiplied by external factors that adjust the DVMT changes for each measure.



A number of factors were tested in the prediction model development, including: socio-economic, population (age groups), weather, liquor licenses and consumption, VDOT spending on infrastructure expansion, maintenance, operations and DMV’s behavioral (NHTSA) grant programs. For target setting each year, additional factor data is added to refine the model. The Annual Factor is a calibration to account for all the unknown factor effects. The model target year predictions, using the forecast DVMT and factor data, is tested to see if the prediction “fit” to the safety measure outcomes was reasonable the most recent year data available.

2022 Baseline Count Measure Predictions -

For each of the three count measures (F, SI, N-M F+SI) similar factors were found to be statistically significant influencers, as shown in Figure 1. Factors with positive values indicate that increasing the factor increases the measure; factors with negative values indicate that increasing the factor results in a decrease in the measure. Factor data found to improve the 2022 model predictions (compared to the previous 2021 model factors) are indicated with blue arrows, while those removed have a red X, in Figure 1 below.

¹ Model equation is : $N_{measure} = DVMT^{\beta_1} \times e^{(\alpha + \beta_i X_i)}$ with β_1 = DVMT Power; β_i = Factor X_i Coefficients

Figure 1. 2022 External Factor Prediction Model Effects

External Factor	Effect on Fatal Crashes	Effect on Serious Injury Crashes	Effect on Bike/Ped Crashes
VMT growth	↑	↑	↑
Increasing local functional class % of VMT	↑	↑	↑
Increasing young population (15-24)	↑	↑	↑
Increasing aging population (75+)	↑	↑	
Gallons Liquor Sold		↑	
Liquor licenses			↑
Increased highway resurfacing spending	↓		
Increased emergency/incident management spending	↓		
Increased total behavioral programs spending	↓	↓	↓
Increased roadway maintenance spending		↓	
Increased average snowfall per month		↓	↓
Increased rural functional class % of VMT			↓
Increased non-motorized behavioral program spending			↓
Increased gas prices			↓

Using the 2020 to 2022 forecasted factors from Figure 1 above, the predicted 2022 baseline safety measure were developed, as shown with the previous observed values in the charts below.

Figure 2. 2022 Baseline Fatality Predictions

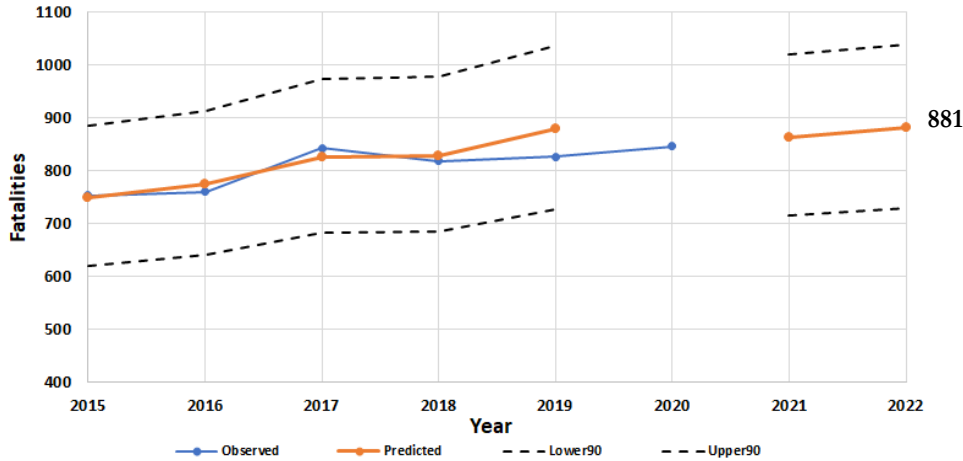


Figure 3. 2022 Baseline Serious Injury Predictions

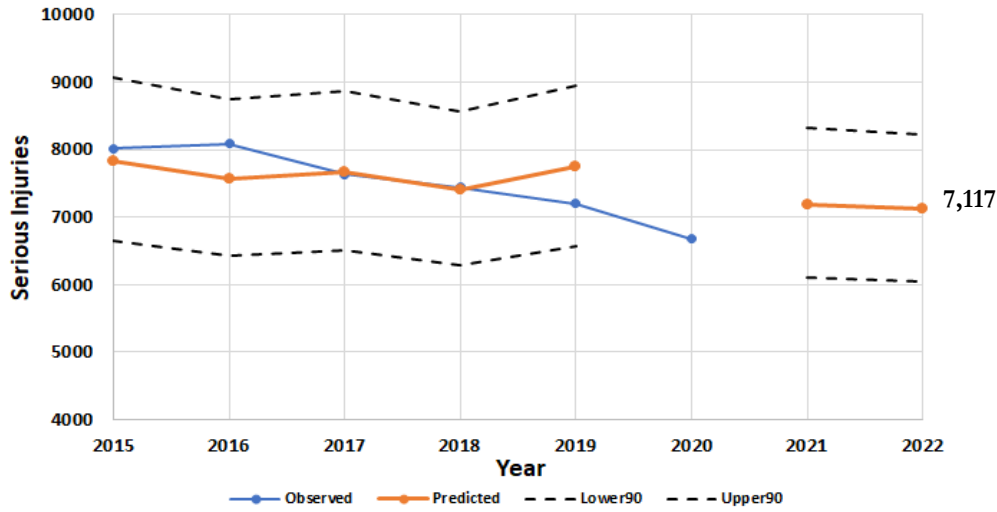
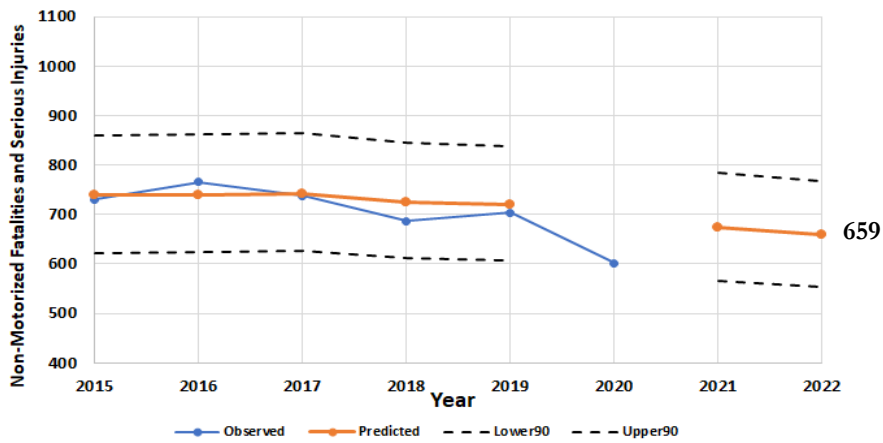


Figure 4. 2022 Baseline Non-Motorized Fatality and Serious Injury Predictions



Given the confounding exposure (VMT), external factor and performance outcome data for 2020 during the pandemic influences, the validation of the prediction models was not performed using 2020 data (as noted by no orange point in the above figures). Rather, the factor data was presumed to continue from 2019 values in 2021 and 2022.

Five FHWA 2022 Safety Measure Targets -

The three baseline (model) predicted 2022 count safety measures were adjusted by the expected benefits (reductions) from SMART SCALE and HSIP infrastructure projects completed in 2020 and into early 2022. Further, with the 2020 General Assembly passing of legislation banning the use of hand held electronic devices while driving starting in 2021, the NHTSA method estimates of reductions in fatalities and serious injuries were also subtracted in the final target annual values.

Figure 5. 2022 Final Annual Safety Measure Targets Values

Description	Fatalities	Fatality Rate	Serious Injuries	SI Rate	F & SI Ped/Bike
2022 Target Baseline (Model)	881	---	7,117	---	659
Expected Project Annual Reductions	10	---	102	---	13
New: Expected Reductions Handheld Ban	10		114		**
CTB 2022 Adopted Targets	861	0.995	6,901	7.971	646
CTB 2021 Adopted Targets	898	1.012	7,385	8.325	750

** A method is not available to estimate the proportion of non-motorized fatalities and serious injuries expected to be reduced by handheld bans.

For submittal of 2018-22 five-year average safety measure targets to NHTSA and FHWA, the following method was used. The most recent 2020 available Virginia safety measure data was included in the five-year average. For 2021 data, the predicted fatality and serious injury and VMT values from the 2022 baseline modeling were used for each count measure. The infrastructure project benefits from the 2021 target setting were then deducted to calculate the final 2021 measures. These values differ from the final 2021 annual targets given different baseline and VMT components used. The final 2022 annual safety measures in Figure 5 were then incorporated into the five-year averages for federal reporting, as shown in Figure 6.

As the methodology is refined and more data used for the predictions, the factor-based trends are showing less fatality increases but added serious injury decreases. This shows the continued need to focus resources on data driven countermeasures that work and re-target Virginia’s Strategic Highway Safety Plan for the 2022-26 period.

Figure 6. 2022 Annual and Final Five Year Average Safety Measure Targets Values for Federal Reporting

Target Description	F People	F Rate	SI People	SI Rate	F & SI Ped/Bike People
2022 Annual Targets	861	0.995	6,901	7.971	646
2022 Five year Average Targets	841.8	1.004	7,072.2	8.444	660.0

Performance Report (2016-2020 Trend Data)

PERFORMANCE PLAN CHART – 2022 Highway Safety Plan			BASE YEARS				
			2016	2017	2018	2019	2020
C-1	Traffic Fatalities	FARS Annual (2020 VA TREDS)	760	839	820	831	847
	Reduce total fatalities to 841.8 (2018 - 2022 rolling average) by 2022	5-Year Rolling Avg.	747	759	775	801	819
C-2	Serious Injuries in Traffic Crashes	Virginia - TREDS Annual	8,084	7,624	7,439	7,182	6,798
	Reduce serious traffic injuries to 7,072.2 (2018 – 2022 rolling average) by 2022	5-Year Rolling Avg.	8,492	7,991	7,749	7,669	7,425
C-3	Fatalities/100M VMT	FARS Annual (2020 VA TREDS)	0.90	0.98	0.96	0.97	1.14
	Reduce fatalities/100 MVMT to 1.004 (2018 -2022 rolling average) by 2022.	5-Year Rolling Avg.	0.91	0.92	0.92	0.94	0.99
C-4	Unrestrained Passenger Vehicle Occupant Fatalities, All Seat Positions	FARS Annual (2020 VA TREDS)	296	306	293	301	340
	Reduce unrestrained passenger vehicle occupant fatalities, all seat positions to 306 (2018 – 2022 rolling average) by 2022.	5-Year Rolling Avg.	289	291	289	299	307
C-5	Alcohol-Impaired Driving Fatalities	FARS Annual (2020 VA TREDS)	223	245	245	236	272
	Reduce alcohol impaired driving fatalities 2 percent from 244 (2016-2020 rolling average) to 240 (2018 – 2022 rolling average) by 2022.	5-Year Rolling Avg.	223	230	227	231	244

PERFORMANCE PLAN CHART – 2022 Highway Safety Plan			BASE YEARS				
			2016	2017	2018	2019	2020
C-6	Speeding-Related Fatalities	FARS Annual (2020 VA TREDS)	257	219	241	228	216
	Reduce speeding-related fatalities by 1 percent from 232 (2016-2020 rolling average) to 230 (2018 – 2022 rolling average) by 2022.	5-Year Rolling Avg.	298	288	268	254	232
C-7	Motorcyclist Fatalities	FARS Annual (2020 VA TREDS)	79	117	100	102	87
	Reduce motorcyclist fatalities by 4 percent from 97 (2016-2020 rolling average) to 93 (2018 – 2022 rolling average) by 2022.	5-Year Rolling Avg.	82	89	93	95	97
C-8	Unhelmeted Motorcyclist Fatalities	FARS Annual (2020 VA TREDS)	4	1	5	11	5
	Reduce unhelmeted, motorcyclist fatalities ___ percent from 5 (2016-2020 rolling average) to 4 (2018 – 2022 rolling average) by 2022.	5-Year Rolling Avg.	3	2	3	5	5
C-9	Drivers Age 20 or Younger involved in Fatal Crashes	FARS Annual (2020 VA TREDS)	89	78	92	78	89
	Reduce drivers age 20 and younger involved in fatal crashes by 2 percent from 85 (2016-2020 rolling average) to 83 (2018 - 2022 rolling average) by 2022.	5-Year Rolling Avg.	85	81	82	82	85

			BASE YEARS				
PERFORMANCE PLAN CHART – 2022 Highway Safety Plan			2016	2017	2018	2019	2020
C-10	Pedestrian Fatalities	FARS Annual (2020 VA TREDS)	122	111	118	123	114
	Reduce pedestrian fatalities by 3 percent from 118 (2016-2020 rolling average) to 115 (2018 – 2022 rolling average) by 2022.	5-Year Rolling Avg.	92	95	103	110	118
C-11	Bicyclist Fatalities	FARS Annual (2020 VA TREDS)	10	12	12	13	8
	Reduce bicyclist fatalities 9 percent from 11 (2016-2020 rolling average) to 10 (2018 – 2022 rolling average) by 2022.	5-Year Rolling Avg.	11	11	12	12	11
			2016	2017	2018	2019	2020
B-1 *	Observed Seat Belt Use for Passenger Vehicles, Front Seat Outboard Occupants (State Survey)	Virginia Annual Seat Belt Survey	79.0	85.3	84.1	85.4	85.4
	Increase observed seat belt use for passenger vehicles, front seat outboard occupants by 2 percentage points from 85.4 percent in 2019 to 87.1 percent by 2022.						
			2015	2016	2017	2018	2019
	Drugged Driver Fatalities	FARS Annual	133	201	197	187	206
	Reduce drugged driver fatalities 7 percent from 197 (2016-2020 rolling average) to 184 (2018 – 2022 rolling average) by 2022.	3-Year Rolling Avg.	115	152	177	195	197

			BASE YEARS				
PERFORMANCE PLAN CHART – 2022 Highway Safety Plan			2016	2017	2018	2019	2020
	Distracted Driver Fatalities	VA TREDS Annual	111	124	61	53	58
	Reduce distracted driver fatalities 4 percent from 57 (2016-2020 rolling average) to 55 (2018 – 2022 rolling average) by 2022.	3-Year Rolling Avg.	104	112	99	79	57

Note:

B-1* - Due to COVID19, Virginia did not complete a Seat Belt Use Survey in 2020. 2019's survey rate was used for 2020.

TREDS (Traffic Records Electronic Data System)

Virginia Performance Report Chart - 2022 Highway Safety Plan

Performance Measure:	2022 HSP				
	Target Period	Target Year(s)	Target Value FY21 HSP	Data Source*/ FY21 Progress Results	On Track to Meet FY21 Target YES/NO/In-Progress (Must be Accompanied by Narrative**)
C-1) Total Traffic Fatalities	5 year	2017-2021	852	2015-2019 FARS 801	Yes
C-2) Serious Injuries in Traffic Crashes	5 year	2017-2021	7,451	2015-2019 TRENDS 7,669	No
C-3) Fatalities/VMT	5 year	2017-2021	0.984	2015-2019 FARS 0.94	Yes
Note: For each of the Performance Measures C-4 through C-11, the State should indicate the Target Period which they used in the FY21 HSP.					
C-4) Unrestrained Passenger Vehicle Occupant Fatalities, All Seat Positions	5 year	2017-2021	283	2015-2019 FARS 299	No
C-5) Alcohol-Impaired Driving Fatalities	Annual	2021	245	2019 FARS 236	Yes
C-6) Speeding-Related Fatalities	5 year	2017-2021	215	2015-2019 FARS 254	No
C-7) Motorcyclist Fatalities	5 year	2017-2021	85	2015-2019 FARS 95	No
C-8) Unhelmeted Motorcyclist Fatalities	Annual	2021	0	2019 FARS 11	No
C-9) Drivers Age 20 or Younger Involved in Fatal Crashes	5 year	2019-2021	74	2017-2019 FARS 82	No
C-10) Pedestrian Fatalities	5 year	2017-2021	116	2015-2019 FARS 110	Yes
C-11) Bicyclist Fatalities	5 year	2017-2021	12	2015-2019 FARS 12	No
Drugged Driver Fatalities	Annual	2021	177	2019 FARS 187	No
Distracted Driver Fatalities	Annual	2021	50	2019 TRENDS 53	No
B-1) Observed Seat Belt Use for Passenger Vehicles, Front Seat Outboard Occupants (State Survey)	Annual	2021	87.1%	2019 State Survey 85.4%	No
A1-Seat Belt Citations Issued	Annual	2020		6,671	

A2-Impaired Driving Arrest	Annual	2020		1,571	
A3-Speed Citations Issued	Annual	2020		48,416	

Performance Measures Tracking 2021 Targets

Virginia's 2022 HSP contains adjustments to performance measure targets, related strategies and project selection to address the goals we did not meet in 2021. Virginia continuously analyzes data and evaluates its targeted progress in an effort to monitor shifts in the data which allows us to not only make on-demand changes to our enforcement, media and outreach efforts, but to also predict estimated end of year results that are used to make programmatic changes where needed.

Below is Virginia's the description of progress towards achieving 2021 targets.

Serious Injuries

Virginia's serious injuries was 1,492 for the first 4 months of 2021. This is 348 less serious injuries as compared to 1,840 serious injuries during the same time period in 2020. Virginia is on track to meet its target of 7,072.2 for 2021. In the advent of the COVID-19 pandemic, Virginia continues to monitor the data, reach out to law enforcement and implement messaging where appropriate.

- Serious Injuries (1,492):
- 57% (850) were ages 21 - 50
- 30% (437) occurred in January (highest month)
- 32% (477) occurred on Friday/Saturday (highest days)
- 38% (570) occurred between noon and 6pm
- Top jurisdictions:
 - Fairfax County (77)
 - Hampton City (74)
 - Newport News City (62)
- Top driver actions contributing to the serious injuries - Failure to maintain control of the vehicle, running off the road and a tie between speed and did not have the right-of-way

Unrestrained Fatalities

Virginia's unrestrained fatalities was 88 for the first 4 months of 2021. This is 15 less fatalities as compared to 103 unrestrained fatalities during the same time period in 2020. Virginia is on track to meet its target of 303 for 2021. In the advent of the COVID-19 pandemic, Virginia continues to monitor the data, reach out to law enforcement and implement messaging where appropriate.

- Unrestrained Fatalities (88):
- 39% (34) were ages 21 - 35
- 31% (27) occurred in March (highest month)
- 36% (32) occurred during the weekend (Friday/Saturday)
- 34% (30) occurred between 9pm and 3am (highest times)
- Top jurisdictions:
 - Chesterfield County (8)

- Buckingham County/Hanover County/Henrico County (7 each)
- Top driver actions contributing to the unrestrained fatalities - Failure to maintain control of the vehicle, running off the road and a tie between speed and wrong side of road-not overtaking

Motorcycle Fatalities

Virginia's Motorcyclist fatalities was 14 for the first 4 months of 2021. This is 3 less fatalities as compared to 17 motorcyclist fatalities during the same time period in 2020. Virginia is on track to meet its target of 93 for 2021. In the advent of the COVID-19 pandemic, Virginia continues to monitor the data, conduct training and implement messaging where appropriate.

- Motorcyclist Fatalities (14):
 - 36% (5) were ages 21 - 35
 - 57% (8) occurred in April (highest month)
 - 50% (7) occurred during the weekend (Friday/Saturday)
 - 64% (9) occurred between 3pm and 9pm (highest times)
 - Top jurisdictions:
 - Fairfax County (3)
 - Prince William County/Virginia Beach City (2 each)
- Top driver actions contributing to the motorcyclist fatalities – Speed and Failure to maintain control of the vehicle, running off the road

Unhelmeted Motorcyclist

Virginia's unhelmeted motorcycle fatalities was 1 for the first 4 months of 2021. This is the same fatalities as compared to 1 unhelmeted motorcycle fatality recorded during the same time period in 2020. Virginia is not on track to meet its target of 0 for 2021. In the advent of the COVID-19 pandemic, Virginia continues to monitor the data, conduct training and implement messaging where appropriate.

- Unhelmeted Motorcyclist Fatalities (1):
 - Age - 19
 - Month – April
 - Day – Tuesday
 - Time – Between noon and 3pm
 - Jurisdiction – Chesterfield County
 - Driver action contributing to the crash – Failure to maintain control of the motorcycle, running off the road

Drivers Age 20 or Younger Involved in Fatal Crashes

Virginia's young drivers age 20 or younger involved in fatal crashes were 36 for the first 4 months of 2021. This is 18 more driver fatalities as compared to 18 young driver fatalities recorded during the same time period in 2020. Virginia is not on track to meet its target of 74 for 2021. In the advent of the COVID-19 pandemic, Virginia continues to monitor the data and implement messaging where appropriate.

- Driver Fatalities (36):

- 58% were age 19 (10) or age 20 (11)
- 42% (15) occurred in April, COVID restrictions had started to lift
- 44% (16) occurred during the weekend (Saturday/Sunday)
- Top jurisdictions:
 - Pittsylvania County/Chesapeake City (3 each)
- Top driver action contributing to the fatal crashes - Failure to maintain control of the vehicle, running off the road

Bicycle Safety

Virginia's bicycle fatalities was 2 for the first 4 months of 2021. This is 1 more fatality as compared to 1 bicycle fatality during the same time period in 2020. Virginia is not on track to meet its target of 12 for 2021. In the advent of the COVID-19 pandemic, Virginia continues to monitor the data and implement messaging where appropriate.

- Bicyclists Fatalities (2):
- Age – 66/68
- Month – February/April
- Day – Monday/Tuesday
- Time – Noon – 3pm/3pm – 6pm
- Jurisdictions – Albemarle County, Virginia Beach City
- Driver actions contributing to the crashes – Did not have the right-of-way, improper/unsafe lane change

Speed-Related Fatalities

Virginia's speed-related fatalities was 112 for the first 4 months of 2021. This is 2 more fatalities as compared to 110 speed-related fatalities during the same time period in 2020. Virginia is not on track to meet its target of 214 for 2021. In the advent of the COVID-19 pandemic, Virginia continues to monitor the data, reach out to law enforcement and implement messaging where appropriate.

- Speed-Related Fatalities (112):
- 38% (43) were ages 21 - 35
- 31% (35) occurred in March (highest month)
- 36% (40) occurred during the weekend (Friday/Saturday)
- 38% (42) occurred between noon and 6pm (highest times)
- Top jurisdiction: Prince William County (6)
- Top driver actions contributing to the speed-related fatalities – Failure to maintain control of the vehicle, running off the road and speed

Distracted Driver Fatalities

Virginia's distracted driver fatalities was 8 for the first 4 months of 2021. This is 7 less fatalities as compared to 15 distracted driver fatalities during the same time period in 2020. Virginia is on track to meet its target of 50 for 2021. In the advent of the COVID-19 pandemic, Virginia continues to monitor the data, reach out to law enforcement and implement messaging where appropriate.

- Distracted Driver Fatalities (8):
- 75% (6) were ages 36 – 50 (3) and ages 51 – 65 (3)
- 50% (4) occurred in March (highest month)
- 75% (6) occurred on Monday (2), Friday (2) and Saturday (2)
- 50% (4) occurred between 3am and 6am (2) and 3pm and 6pm (2)
- Top jurisdiction: Fairfax County (2)
- Top driver action contributing to the distracted driver fatalities – Failure to maintain control of the vehicle, running off the road (4)

Drugged Driver Fatalities (Data is 2020 vs 2019 - most recent available)

Virginia's drugged driver fatalities was 57 for the first 4 months of 2020. This is 5 less fatalities as compared to 62 drugged driver fatalities during the same time period in 2019. Virginia is on track to meet its target of 177 for 2021. In the advent of the COVID-19 pandemic, Virginia continues to monitor the data, reach out to law enforcement and implement messaging where appropriate.

- Drugged Driver Fatalities (57):
- 51% (29) were ages 21 - 35
- 42% (24) occurred in January (highest month)
- 42% (24) occurred on Friday (14)/Thursday (10)
- 25% (14) occurred between 6pm and 9pm (highest time period)
- Top jurisdictions:
 - Hampton City (4)
 - Virginia Beach City/Fauquier County/King William County (3 each)
- Top driver actions contributing to the drugged driver fatalities – Failure to maintain control of the vehicle, running off the road and speed

Virginia's Performance Plan

VAHSO's Performance Plan includes data driven Core Outcome performance measures and defined targets for each program area. VAHSO also includes one Core Behavior measure as well as the three Grant Funded Activity measures in its Plan. Evidence-based countermeasure strategies and projects contain performance targets and a justification for the selection of that target. Additionally, approved projects that will have a positive impact on Virginia's traffic safety program have been developed and awarded funding.

CORE OUTCOME PERFORMANCE MEASURES

Fatalities

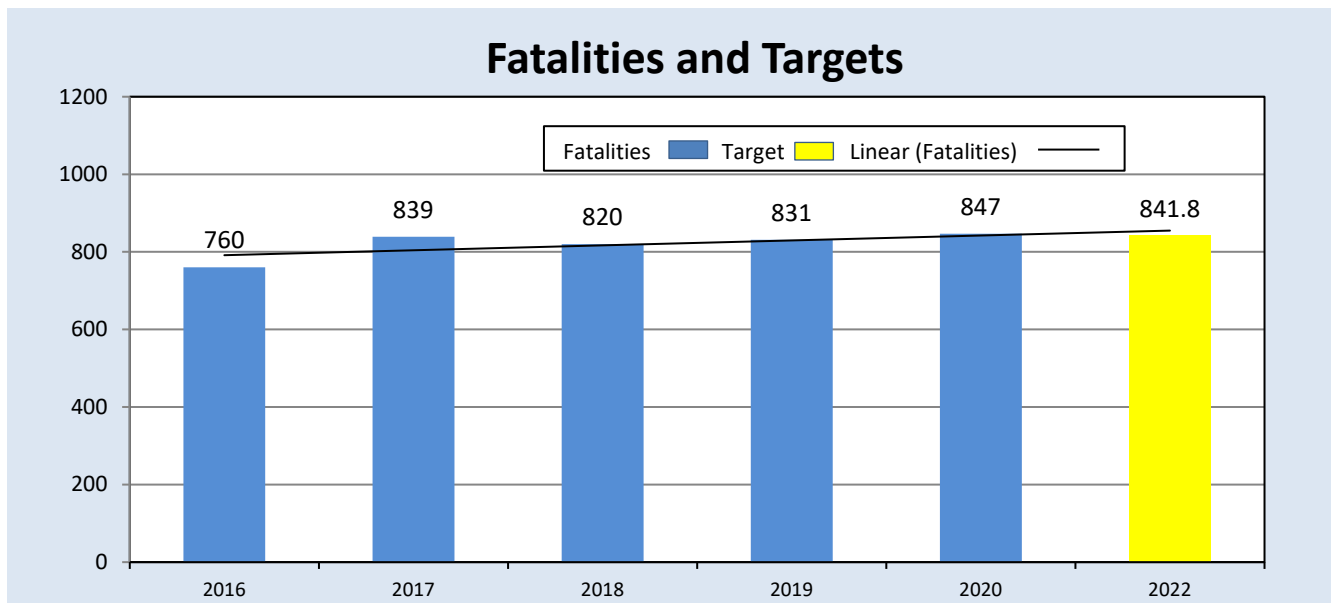
In Virginia, traffic fatalities increased two percent in 2020 as compared to 2019 (847 vs. 827). Failure to maintain control of the vehicle, running off the road and speed accounted for forty-three percent of the fatalities. Over one quarter of the fatalities were between the ages of 21-35 (29 percent). July was the month with the highest number of fatalities, ten percent. Thirty-four percent of the fatalities occurred between the hours of 3pm and 9pm. The top jurisdictions for the fatalities were (1) Fairfax County, (2) Chesterfield County, (3) Henrico County, and (4) Virginia Beach City/Richmond City. Virginia does not have a major problem with fatal crashes resulting from unsecured loads recording 0 in 2019 and 0 in 2020. Virginia will monitor this data for any changes.

Note: FARS 2020 fatalities were 850; this includes three fatalities occurring on Virginia National Parkways. TREDIS does not count parkway fatalities.

Measure C-1 Fatalities: Reduce total fatalities to 841.8 by 2022

	Baseline Data					2022 Target
	2016	2017	2018	2019	2020	
Fatalities	760	839	820	831	847	841.8

Note: New method to calculate the 2022 target. FARS data - 2016-2020



Justification: See "Coordinated Outcomes" pgs. 29-34.

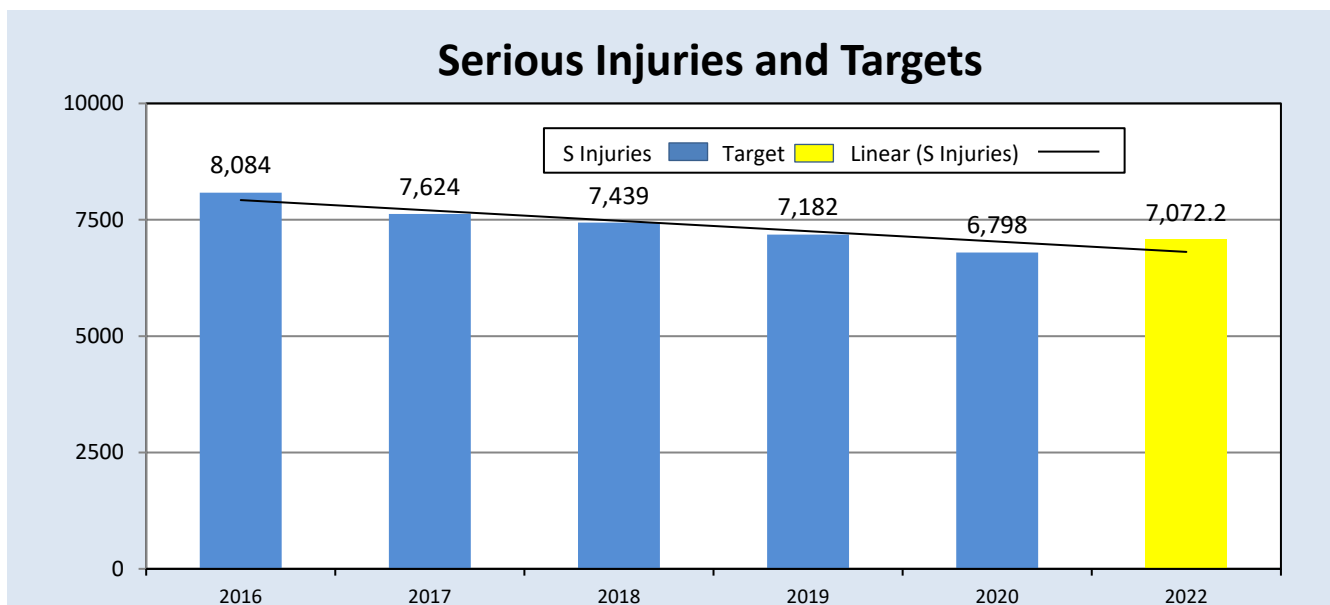
Serious Injuries

In Virginia, serious injuries in traffic crashes decreased nine percent in 2020 as compared to 2019 (7,439 vs. 6,798). Failure to maintain control of the vehicle (which includes running off the road) and not having the right-of-way accounted for 40 percent of the serious injuries. Thirty-six percent of the serious injuries were between the ages of 21-35. July was the month with the highest number of serious injuries, ten percent. The highest number of serious injuries, twenty-one percent occurred between the hours of 3pm and 6pm. The top jurisdictions for the serious injuries were (1) Hampton City, (2) Fairfax County, (3) Virginia Beach City, and (4) Newport News City.

Measure C-2 Serious Injuries: Reduce serious traffic injuries to 7,072.2 by 2022

	Baseline Data					2022 Target
	2016	2017	2018	2019	2020	7,072.2
Serious Injuries	8,084	7,624	7,439	7,182	6,798	

Note: 2020 calendar base year data was used to calculate the 2022 target. 2016-2020 is TREDIS data.

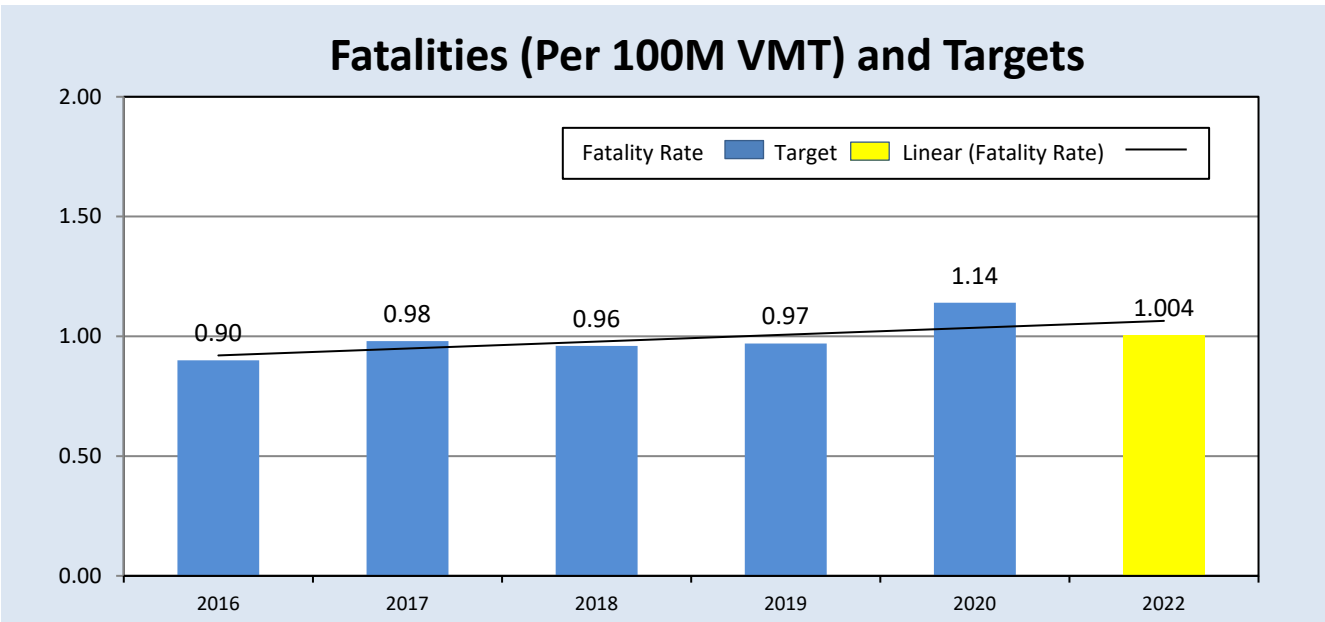


Justification: See "Coordinated Outcomes" pgs. 29-34.

Fatalities/VMT

Measure C-3a: Reduce fatalities/100 MVMT to 1.004 by 2022.

	Baseline Data					2022 Target
	2016	2017	2018	2019	2020	1.004
Fatalities (per 100M VMT)	0.90	0.98	0.96	0.97	1.14	

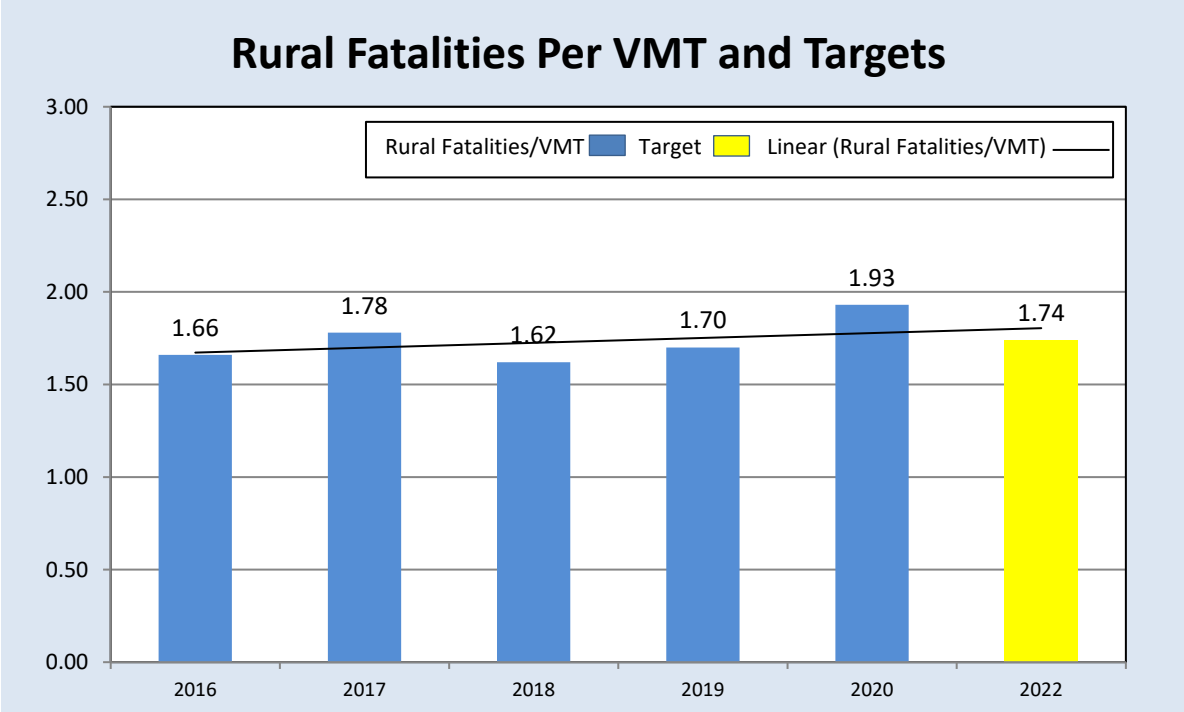


Justification: See "Coordinated Outcomes" pg. 29-34.

Measure C-3b: Decrease rural fatalities per 100M VMT 10 percent from the 2020 calendar base year value of 1.93 to 1.74 by 2022.

	Baseline Data					2022 Target
	2016	2017	2018	2019	2020	1.74
Rural Fatalities (per 100M VMT)	1.66	1.78	1.62	1.70	1.93	

Note: 2020 calendar base year data was used to calculate the 2022 target. 2020 data is preliminary due to rate calculation using the estimated 2020 VMT data. VMT in 2020 was 16% lower than 2019.

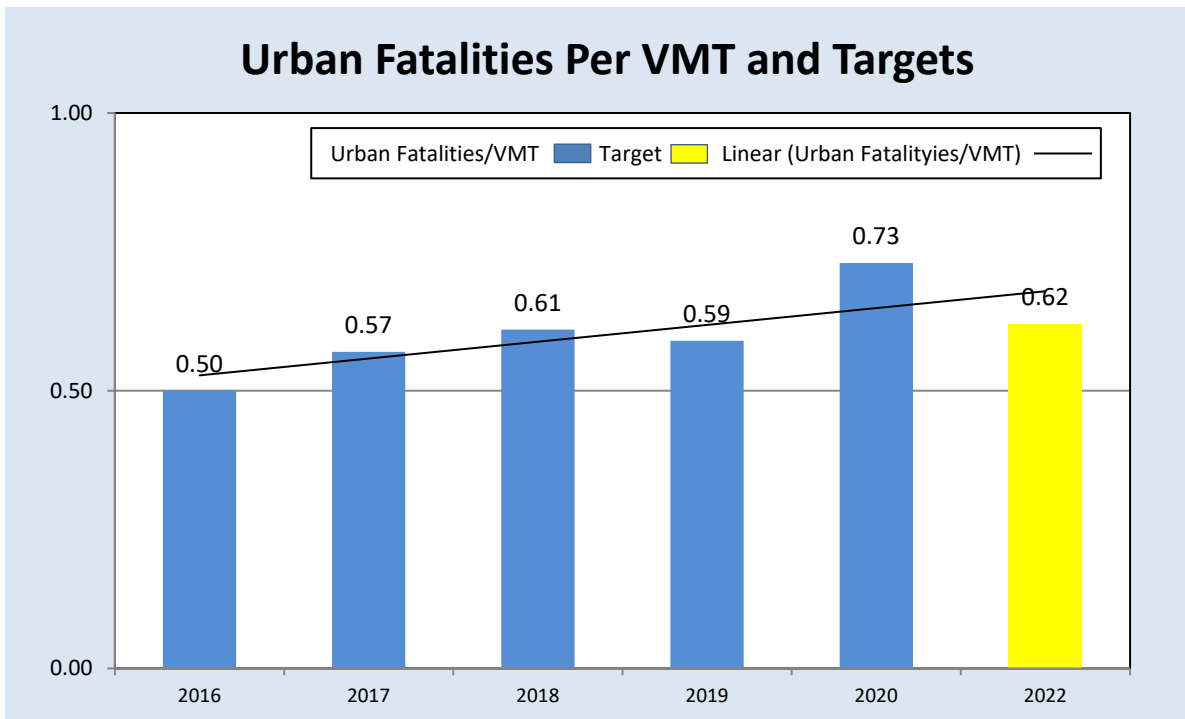


Justification: Virginia Highway Safety Office conducted trend analyses based on actual numbers, 3-year and 5-year rolling averages. Virginia Highway Safety Office selected the 5-year rolling average in rural fatalities per 100M VMT as a more achievable target than the actual number or 3-year rolling average projections.

Measure C-3c: Decrease **urban fatalities per 100M VMT** 15 percent from the 2020 calendar year base (value) of 0.73 to 0.62 by 2022.

	Baseline Data					2022 Target
	2016	2017	2018	2019	2020	0.62
Urban Fatalities (per 100 VMT)	0.50	0.57	0.61	0.59	0.73	

Note: 2020 calendar year base data was used to calculate the 2022 target. 2020 data is preliminary due to rate calculation using the estimated VMT. VMT in 2020 was 16% lower than 2019.



Justification: Virginia Highway Safety Office conducted trend analyses based on annual data, 3-year and 5-year rolling averages. Virginia Highway Safety Office selected the 5-year rolling average linear trend line that projected a 15 percent reduction for urban fatalities per 100M VMT. Virginia chose this as a more achievable target than the annual or 3-year rolling average projections.

Occupant Protection Program Area

Analysis of our data shows 57 percent of occupants killed in Virginia crashes during 2020 were not wearing safety restraints (above the national average of 49 percent.) Three-hundred thirty-six unrestrained passenger vehicle occupants were killed on Virginia roadways. Fifty-five percent of the fatalities were between the ages of 21-50. The highest percentage of the fatalities, 31 percent occurred in June (37), August (36), and January (32). 33 percent of the fatalities occurred on Saturday/Sunday and 51 percent occurred between 6pm and 3am. Failing to maintain control of the vehicle, running off the road, along with speeding, accounted for 57 percent of the driver's actions. The top jurisdictions where the fatalities occurred were (1) Chesterfield, (2) Hampton City, (3) Richmond City, and (4) Norfolk City/Fairfax County.

Measure C-4: Reduce **unrestrained** passenger vehicle occupant fatalities in all seating positions to 306 by 2022.

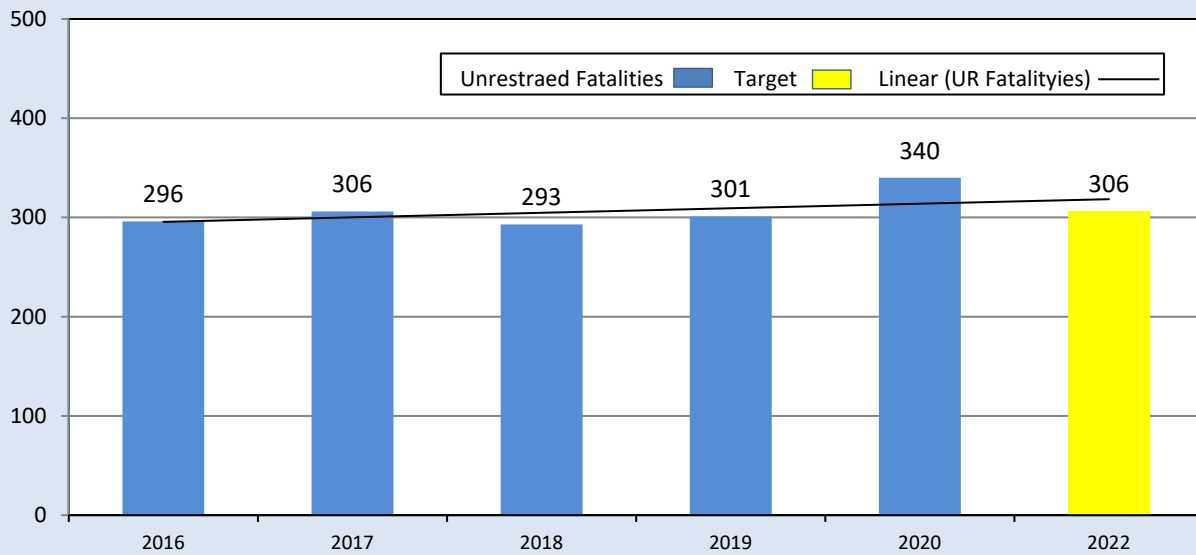
	Baseline Data					2022 Target
	2016	2017	2018	2019	2020	
Unrestrained Passenger Vehicle Occupant Fatalities	296	306	293	301	340	306

Note: 2020 calendar year base FARS data was used to calculate the 2022 target.

Occupant Protection (OP) is a key focus area in the Virginia Highway Safety Office's HSP and Virginia's SHSP. These plans include recommendations from the March 2019 Occupant Protection Program Assessment. Additionally, innovative strategies and funding assist efforts to increase overall seat belt use – particularly at night, on rural roadways, and among pickup truck and work van drivers – and decrease unrestrained fatalities during the most critical time periods and locations. Virginia will use no more than 5% of the annual apportionment of 405b OP Low funds on child safety seats.

Programs that address OP include: statewide traffic enforcement, enforcement training, two Click It or Ticket mobilizations, child passenger safety education and programs, and public information campaigns.

Unrestrained Fatalities and Targets



Justification: Virginia conducted trend analyses using annual data, 3-year and 5-year rolling averages. Virginia selected the 5-year rolling average linear trend line that projected a 0.3 percent reduction in unrestrained passenger vehicle occupant fatalities as a more achievable target than the annual or the 3-year rolling average projections.

Strategies

1. Conduct statewide observational survey pre and post mobilization throughout the state and throughout the year. (CTW Chapter 2-2.1, 3.1) (High Visibility Enforcement)
2. Implement a statewide, high visibility seat belt enforcement campaign with a supporting media campaign to educate the public on the importance of using safety belts. This campaign will support the NHTSA national mobilization. The enforcement mobilization will have particular emphasis on data driven high risk locations for two weeks in May 2022 and two week in November 2022 (CTW Chapter 2-2.1 High Visibility Enforcement) (CTW Chapter 2-3.1 Communications and Outreach)
3. DMV and non-profit OP public education and driver awareness through sustained messaging efforts outside of CIOT May and November campaigns utilizing social media, the workplace and other events. (Outreach)
4. Cover 85% of Virginia's population with law enforcement participating in the Click It or Ticket Campaign by June 2022. (CTW Chapter 2-2.1, 3.1) (High Visibility Enforcement)
5. Conduct pre-and-post mobilization observational surveys of safety belt use by July 2022 (CTW Chapter 2-2.1, 3.1) (High Visibility Enforcement)
6. Conduct a minimum of 100 occupant protection selective enforcement activities between local agencies and Virginia State Police. (CTW Chapter 2-2.3) (High Visibility Enforcement)
7. Combine selective enforcement of seat belt laws with enforcement of alcohol-related laws during nighttime hours (CTW Chapter 2-2.2) (High Visibility Enforcement)
8. Conduct one, one-day law enforcement Traffic Occupant Protection Strategies (TOPS)

workshops. (CTW Chapter 3.1, 3.2) (Education and Training)

9. Conduct at least 40 outreach events and activities with Virginia's low-income population, areas of need to include diverse communities and underserved communities with information through Virginia's Child Passenger Safety and Education Campaign by September 2022. (CTW Chapter 2, 3.1, 3.2) (Outreach)
10. Coordinate and/or assist with at least five NHTSA Standardized Child Passenger Safety Technician Certification Courses, four Child Passenger Technician Refresher Courses, one Renewal Course and two Child Passenger Safety Special Needs Certification Courses. CPST courses will focus on areas of need. (Education and Training)

	Location	Estimated Number of Participants
1	Bristol Region	15
2	Fairfax Region	15
3	Portsmouth Region	15
4	Richmond Region	15
5	Roanoke Region	15
6	Staunton Region	15

11. Continue the number of safety seats inspected at 12,000; 7000 safety seats will be inspected through safety seat check stations and 2100 safety seats will be inspected at 27 one-day check events (CTW Chapter 2, 7.2) (Outreach)
12. Provide statewide access to child safety restraints through the Low-Income Safety Seat Distribution Program that will provide 8160 child safety restraints to parents /guardians who are eligible, especially in areas of need to include diverse communities and underserved communities. (CTW Chapter 2, 6.2) (Education and Outreach)
13. Provide CPS programs to train and outreach to workforce to include 20% of judicial organizations and 10 marginalized community organizations.
14. DMV and non-profit OP public education and teen driver awareness efforts through social media, the workplace, and other events. A specific example is the Local Heroes Seat Belt media campaign to provide seat belt message to an identified area of the state based on data and the seat belt use rate. (Education and Outreach)
15. Continue to implement programs to address the young driver and occupant protection problem, engage youth in peer-to-peer educational programs designed to change knowledge and beliefs, modify attitudes, teach new skills and buy-in and support for VA's GDL and traffic laws. (CTW Chapter 6) (Education and Outreach)
16. Develop educational messaging designed to change knowledge and beliefs, modify attitudes, and teach new skills to Virginia's areas of need, to include diverse communities and underserved communities' population. (Education and Outreach)
17. Implement ME and MY Ride program in areas of need to include diverse communities and underserved communities to increase the awareness of 75 African American teens on proper implementation of occupant protection use as well as other highway safety focus areas. CTW Chapter 6, Chapter 8, 8.4, Chapter 9, 3.2) (Education and Outreach)

18. Continue the distribution of “Right Now” communications providing data and available educational resources two times a fiscal year to our highway safety partners. (CTW Chapter 6) (Education and Outreach)
19. Conduct Officer Belt Use Program to promote and provide resources to law enforcement agencies to promote safety belt use among its own officers to establish good safety habits and to serve as an example of safe driving habits in the community. (CTW Chapter 6) (Outreach)
20. Highway Safety Program Recruiter to recruit new and effective partners that will ensure our occupant protection program is reaching to diverse communities and to ensure equity is at the forefront for the program as we work to increase our seat belt use rate and decrease our unrestrained fatalities. This will allow for bring new community partners to the table.

Occupant Protection: Budget Summary

Program Area	Project Focus	Budget	Funding Source
405b OP Low	Occupant Protection	871,086.00	405b OP Low
FOP	Occupant Protection	3,068,539.00	NHTSA 402
Total All Funds		3,939,625.00	

OCCUPANT PROTECTION PROJECTS

Project Number: **FM2CSS-2022-52042-22042**
 Sub-recipient: **Children's Hospital/King's Daughters**
 Project Title: The Child Passenger Safety Program at CHKD
 Project Amount: **25,800.00**
 Project Description: Child passenger occupant protection safety program.
 Match Amount: **6,450.00**
 Indirect Cost: 0.00
 Local Benefit: **0.00**
 TSEP Project: No
 Project Number: **FM2HVE-2022-52041-22041**
 Sub-recipient: **Dayton Town**
 Project Title: Selective Enforcement - Occupant Protection
 Project Amount: **4,000.00**
 Project Description: Selective enforcement for occupant protection violations.
 Match Amount: **1,000.00**
 Indirect Cost: 0.00
 Local Benefit: **0.00**
 TSEP Project: Yes
 Project Number: **FM2HVE-2022-52051-22051**

Sub-recipient **Virginia Dept of State Police**
Project Title: Selective Enforcement - Occupant Protection
Project Amount: **205,000.00**
Project Description: Selective enforcement for occupant protection violations.
Match Amount: **51,250.00**
Indirect Cost: 0.00
Local Benefit: **0.00**
TSEP Project: Yes
Project Number: **FM2HVE-2022-52252-22252**

Sub-recipient **Pulaski County**
Project Title: Selective Enforcement - Occupant Protection
Project Amount: **10,200.00**
Project Description: Selective enforcement for occupant protection violations.
Match Amount: **2,550.00**
Indirect Cost: 0.00
Local Benefit: **0.00**
TSEP Project: Yes
Project Number: **FM2HVE-2022-52323-22323**

Sub-recipient **Culpeper County**
Project Title: Selective Enforcement - Occupant Protection
Project Amount: **4,500.00**
Project Description: Selective enforcement for occupant protection violations.
Match Amount: **1,125.00**
Indirect Cost: 0.00
Local Benefit: **0.00**
TSEP Project: Yes
Project Number: **FM2HVE-2022-52325-22325**

Sub-recipient **Goochland County**
Project Title: Selective Enforcement - Occupant Protection
Project Amount: **3,150.00**
Project Description: Selective enforcement for occupant protection violations.
Match Amount: **787.50**
Indirect Cost: 0.00
Local Benefit: **0.00**
TSEP Project: Yes
Project Number: **FM2HVE-2022-52441-22441**

Sub-recipient **Lee County**
Project Title: Selective Enforcement - Occupant Protection
Project Amount: **3,000.00**
Project Description: Selective enforcement for occupant protection violations.
Match Amount: **750.00**
Indirect Cost: 0.00

Local Benefit:	0.00
TSEP Project:	Yes
Project Number:	FM2OP-2022-52342-22342
Sub-recipient	ODU Research Foundation
Project Title:	Virginia Seat Belt and CORE Surveys 2022
Project Amount:	255,180.00
Project Description:	Complete two federally-required projects: the Virginia seat belt roadside survey and the self-report driver survey to assess seat belt, impaired driving, and speeding behaviors CORE survey.
Match Amount:	63,795.00
Indirect Cost:	39,713.00
Local Benefit:	0.00
TSEP Project:	No
Project Number:	FM2PE-2022-52186-22186
Sub-recipient	Eastern VA Medical School
Project Title:	Car Safety Now: Promoting Child Occupant Protection for Children and Teens
Project Amount:	129,219.00
Project Description:	Promote proper use of safety restraints.
Match Amount:	32,304.75
Indirect Cost:	11,747.00
Local Benefit:	0.00
TSEP Project:	No
Project Number:	FM2PE-2022-52291-22291
Sub-recipient	Drive Smart of Virginia
Project Title:	Occupant Protection Education & Outreach
Project Amount:	187,677.00
Project Description:	Seat belt education outreach.
Match Amount:	46,919.25
Indirect Cost:	24,480.00
Local Benefit:	0.00
TSEP Project:	No
Project Number:	FM2TR-2022-52205-22205
Sub-recipient	Virginia Dept of Motor Vehicles
Project Title:	Occupant Protection for Children Training Program
Project Amount:	43,360.00
Project Description:	Training for OP for children.
Match Amount:	10,840.00
Indirect Cost:	0.00
Local Benefit:	0.00
TSEP Project:	No

Project Number:	FOP-2022-52000-22000
Sub-recipient	Prince William County
Project Title:	Selective Enforcement - Occupant Protection
Project Amount:	38,500.00
Project Description:	Selective enforcement for occupant protection violations.
Match Amount:	9,625.00
Indirect Cost:	0.00
Local Benefit:	38,500.00
TSEP Project:	Yes
Project Number:	FOP-2022-52003-22003
Sub-recipient	Alleghany County
Project Title:	Selective Enforcement - Occupant Protection
Project Amount:	3,600.00
Project Description:	Selective enforcement for occupant protection violations.
Match Amount:	900.00
Indirect Cost:	0.00
Local Benefit:	3,600.00
TSEP Project:	Yes
Project Number:	FOP-2022-52005-22005
Sub-recipient	Westmoreland County
Project Title:	Selective Enforcement - Occupant Protection
Project Amount:	4,900.00
Project Description:	Selective enforcement for occupant protection violations.
Match Amount:	1,225.00
Indirect Cost:	0.00
Local Benefit:	4,900.00
TSEP Project:	Yes
Project Number:	FOP-2022-52007-22007
Sub-recipient	Botetourt County
Project Title:	Selective Enforcement - Occupant Protection
Project Amount:	3,800.00
Project Description:	Selective enforcement for occupant protection violations.
Match Amount:	950.00
Indirect Cost:	0.00
Local Benefit:	3,800.00
TSEP Project:	Yes
Project Number:	FOP-2022-52009-22009
Sub-recipient	Bedford County
Project Title:	Selective Enforcement - Occupant Protection
Project Amount:	4,550.00
Project Description:	Selective enforcement for occupant protection violations.
Match Amount:	1,137.50

Indirect Cost:	0.00
Local Benefit:	4,550.00
TSEP Project:	Yes
Project Number:	FOP-2022-52014-22014
Sub-recipient	Scott County
Project Title:	Selective Enforcement - Occupant Protection
Project Amount:	2,400.00
Project Description:	Selective enforcement for occupant protection violations.
Match Amount:	600.00
Indirect Cost:	0.00
Local Benefit:	2,400.00
TSEP Project:	Yes
Project Number:	FOP-2022-52019-22019
Sub-recipient	Crewe Town
Project Title:	Selective Enforcement - Occupant Protection
Project Amount:	6,800.00
Project Description:	Selective enforcement for occupant protection violations.
Match Amount:	1,700.00
Indirect Cost:	0.00
Local Benefit:	6,800.00
TSEP Project:	Yes
Project Number:	FOP-2022-52035-22035
Sub-recipient	Hillsville Town
Project Title:	Selective Enforcement - Occupant Protection
Project Amount:	6,000.00
Project Description:	Selective enforcement for occupant protection violations.
Match Amount:	1,500.00
Indirect Cost:	0.00
Local Benefit:	6,000.00
TSEP Project:	Yes
Project Number:	FOP-2022-52046-22046
Sub-recipient	Nottoway County
Project Title:	Selective Enforcement - Occupant Protection
Project Amount:	3,400.00
Project Description:	Selective enforcement for occupant protection violations.
Match Amount:	850.00
Indirect Cost:	0.00
Local Benefit:	3,400.00
TSEP Project:	Yes
Project Number:	FOP-2022-52065-22065
Sub-recipient	Pennington Gap Town
Project Title:	Selective Enforcement - Occupant Protection

Project Amount:	2,250.00
Project Description:	Selective enforcement for occupant protection violations.
Match Amount:	562.50
Indirect Cost:	0.00
Local Benefit:	2,250.00
TSEP Project:	Yes
Project Number:	FOP-2022-52066-22066
<hr/>	
Sub-recipient	Virginia Dept of Health
Project Title:	Virginia Department of Health Child Passenger Safety Program
Project Amount:	299,853.00
Project Description:	Child passenger safety program.
Match Amount:	74,963.25
Indirect Cost:	0.00
Local Benefit:	0.00
TSEP Project:	No
Project Number:	FOP-2022-52080-22080
<hr/>	
Sub-recipient	Northumberland County
Project Title:	Selective Enforcement - Occupant Protection
Project Amount:	3,220.00
Project Description:	Selective enforcement for occupant protection violations.
Match Amount:	805.00
Indirect Cost:	0.00
Local Benefit:	3,220.00
TSEP Project:	Yes
Project Number:	FOP-2022-52088-22088
<hr/>	
Sub-recipient	Patrick County
Project Title:	Selective Enforcement - Occupant Protection
Project Amount:	7,700.00
Project Description:	Selective enforcement for occupant protection violations.
Match Amount:	1,925.00
Indirect Cost:	0.00
Local Benefit:	7,700.00
TSEP Project:	Yes
Project Number:	FOP-2022-52090-22090
<hr/>	
Sub-recipient	Chesapeake City
Project Title:	Selective Enforcement - Occupant Protection
Project Amount:	14,000.00
Project Description:	Selective enforcement for occupant protection violations.
Match Amount:	3,500.00
Indirect Cost:	0.00
Local Benefit:	14,000.00
TSEP Project:	Yes

Project Number:	FOP-2022-52094-22094
Sub-recipient	Pittsylvania County
Project Title:	Selective Enforcement - Occupant Protection
Project Amount:	8,100.00
Project Description:	Selective enforcement for occupant protection violations.
Match Amount:	2,025.00
Indirect Cost:	0.00
Local Benefit:	8,100.00
TSEP Project:	Yes
Project Number:	FOP-2022-52096-22096
Sub-recipient	Grayson County
Project Title:	Selective Enforcement - Occupant Protection
Project Amount:	0.00
Project Description:	Selective enforcement for occupant protection violations.
Match Amount:	0.00
Indirect Cost:	0.00
Local Benefit:	0.00
TSEP Project:	Yes
Project Number:	FOP-2022-52100-22100
Sub-recipient	Halifax Town
Project Title:	Selective Enforcement - Occupant Protection
Project Amount:	6,000.00
Project Description:	Selective enforcement for occupant protection violations.
Match Amount:	1,500.00
Indirect Cost:	0.00
Local Benefit:	6,000.00
TSEP Project:	Yes
Project Number:	FOP-2022-52103-22103
Sub-recipient	Dickenson County
Project Title:	Selective Enforcement - Occupant Protection
Project Amount:	3,000.00
Project Description:	Selective enforcement for occupant protection violations.
Match Amount:	750.00
Indirect Cost:	0.00
Local Benefit:	3,000.00
TSEP Project:	Yes
Project Number:	FOP-2022-52121-22121
Sub-recipient	Lexington City
Project Title:	Selective Enforcement - Occupant Protection
Project Amount:	3,500.00
Project Description:	Selective enforcement for occupant protection violations.
Match Amount:	875.00

Indirect Cost:	0.00
Local Benefit:	3,500.00
TSEP Project:	Yes
Project Number:	FOP-2022-52122-22122
Sub-recipient	Franklin County
Project Title:	Selective Enforcement - Occupant Protection
Project Amount:	2,625.00
Project Description:	Selective enforcement for occupant protection violations.
Match Amount:	656.25
Indirect Cost:	0.00
Local Benefit:	2,625.00
TSEP Project:	Yes
Project Number:	FOP-2022-52127-22127
Sub-recipient	Roanoke City
Project Title:	Selective Enforcement - Occupant Protection
Project Amount:	13,440.00
Project Description:	Selective enforcement for occupant protection violations.
Match Amount:	3,360.00
Indirect Cost:	0.00
Local Benefit:	13,440.00
TSEP Project:	Yes
Project Number:	FOP-2022-52129-22129
Sub-recipient	Virginia Beach City
Project Title:	Selective Enforcement - Occupant Protection
Project Amount:	29,400.00
Project Description:	Selective enforcement for occupant protection violations.
Match Amount:	7,350.00
Indirect Cost:	0.00
Local Benefit:	29,400.00
TSEP Project:	Yes
Project Number:	FOP-2022-52134-22134
Sub-recipient	Suffolk City
Project Title:	Selective Enforcement - Occupant Protection
Project Amount:	3,234.00
Project Description:	Selective enforcement for occupant protection violations.
Match Amount:	808.50
Indirect Cost:	0.00
Local Benefit:	3,234.00
TSEP Project:	Yes
Project Number:	FOP-2022-52137-22137
Sub-recipient	Montgomery County
Project Title:	Selective Enforcement - Occupant Protection

Project Amount:	2,700.00
Project Description:	Selective enforcement for occupant protection violations.
Match Amount:	675.00
Indirect Cost:	0.00
Local Benefit:	2,700.00
TSEP Project:	Yes
Project Number:	FOP-2022-52148-22148
<hr/>	
Sub-recipient	Campbell County
Project Title:	Selective Enforcement - Occupant Protection
Project Amount:	12,000.00
Project Description:	Selective enforcement for occupant protection violations.
Match Amount:	3,000.00
Indirect Cost:	0.00
Local Benefit:	12,000.00
TSEP Project:	Yes
Project Number:	FOP-2022-52157-22157
<hr/>	
Sub-recipient	Rockbridge County
Project Title:	Selective Enforcement - Occupant Protection
Project Amount:	4,200.00
Project Description:	Selective enforcement for occupant protection violations.
Match Amount:	1,050.00
Indirect Cost:	0.00
Local Benefit:	4,200.00
TSEP Project:	Yes
Project Number:	FOP-2022-52159-22159
<hr/>	
Sub-recipient	Norfolk City
Project Title:	Selective Enforcement - Occupant Protection
Project Amount:	9,000.00
Project Description:	Selective enforcement for occupant protection violations.
Match Amount:	2,250.00
Indirect Cost:	0.00
Local Benefit:	9,000.00
TSEP Project:	Yes
Project Number:	FOP-2022-52160-22160
<hr/>	
Sub-recipient	Henrico County
Project Title:	Selective Enforcement - Occupant Protection
Project Amount:	40,750.00
Project Description:	Selective enforcement for occupant protection violations.
Match Amount:	10,187.50
Indirect Cost:	0.00
Local Benefit:	40,750.00
TSEP Project:	Yes

Project Number:	FOP-2022-52164-22164
Sub-recipient	Wythe County
Project Title:	Selective Enforcement - Occupant Protection
Project Amount:	14,000.00
Project Description:	Selective enforcement for occupant protection violations.
Match Amount:	3,500.00
Indirect Cost:	0.00
Local Benefit:	14,000.00
TSEP Project:	Yes
Project Number:	FOP-2022-52170-22170
Sub-recipient	Richmond City
Project Title:	Selective Enforcement - Occupant Protection
Project Amount:	11,000.00
Project Description:	Selective enforcement for occupant protection violations.
Match Amount:	2,750.00
Indirect Cost:	0.00
Local Benefit:	11,000.00
TSEP Project:	Yes
Project Number:	FOP-2022-52183-22183
Sub-recipient	Onancock Town
Project Title:	Selective Enforcement - Occupant Protection
Project Amount:	6,720.00
Project Description:	Selective enforcement for occupant protection violations.
Match Amount:	1,680.00
Indirect Cost:	0.00
Local Benefit:	6,720.00
TSEP Project:	Yes
Project Number:	FOP-2022-52184-22184
Sub-recipient	Manassas Park City
Project Title:	Selective Enforcement - Occupant Protection
Project Amount:	5,400.00
Project Description:	Selective enforcement for occupant protection violations.
Match Amount:	1,350.00
Indirect Cost:	0.00
Local Benefit:	5,400.00
TSEP Project:	Yes
Project Number:	FOP-2022-52188-22188
Sub-recipient	Exmore Town
Project Title:	Selective Enforcement - Occupant Protection
Project Amount:	1,200.00
Project Description:	Selective enforcement for occupant protection violations.
Match Amount:	300.00

Indirect Cost:	0.00
Local Benefit:	1,200.00
TSEP Project:	Yes
Project Number:	FOP-2022-52195-22195
Sub-recipient	Arlington County
Project Title:	Selective Enforcement - Occupant Protection
Project Amount:	8,024.00
Project Description:	Selective enforcement for occupant protection violations.
Match Amount:	2,006.00
Indirect Cost:	0.00
Local Benefit:	8,024.00
TSEP Project:	Yes
Project Number:	FOP-2022-52211-22211
Sub-recipient	Prince Edward County
Project Title:	Selective Enforcement - Occupant Protection
Project Amount:	2,475.00
Project Description:	Selective enforcement for occupant protection violations.
Match Amount:	618.75
Indirect Cost:	0.00
Local Benefit:	2,475.00
TSEP Project:	Yes
Project Number:	FOP-2022-52215-22215
Sub-recipient	Chatham Town
Project Title:	Selective Enforcement - Occupant Protection
Project Amount:	6,000.00
Project Description:	Selective enforcement for occupant protection violations.
Match Amount:	1,500.00
Indirect Cost:	0.00
Local Benefit:	6,000.00
TSEP Project:	Yes
Project Number:	FOP-2022-52220-22220
Sub-recipient	Gloucester County
Project Title:	Selective Enforcement - Occupant Protection
Project Amount:	6,300.00
Project Description:	Selective enforcement for occupant protection violations.
Match Amount:	1,575.00
Indirect Cost:	0.00
Local Benefit:	6,300.00
TSEP Project:	Yes
Project Number:	FOP-2022-52227-22227
Sub-recipient	Stafford County
Project Title:	Selective Enforcement - Occupant Protection

Project Amount:	7,200.00
Project Description:	Selective enforcement for occupant protection violations.
Match Amount:	1,800.00
Indirect Cost:	0.00
Local Benefit:	7,200.00
TSEP Project:	Yes
Project Number:	FOP-2022-52233-22233
<hr/>	
Sub-recipient	Coeburn Town
Project Title:	Selective Enforcement - Occupant Protection
Project Amount:	3,000.00
Project Description:	Selective enforcement for occupant protection violations.
Match Amount:	750.00
Indirect Cost:	0.00
Local Benefit:	3,000.00
TSEP Project:	Yes
Project Number:	FOP-2022-52237-22237
<hr/>	
Sub-recipient	Richmond County
Project Title:	Selective Enforcement - Occupant Protection
Project Amount:	2,250.00
Project Description:	Selective enforcement for occupant protection violations.
Match Amount:	562.50
Indirect Cost:	0.00
Local Benefit:	2,250.00
TSEP Project:	Yes
Project Number:	FOP-2022-52245-22245
<hr/>	
Sub-recipient	New Kent County
Project Title:	Selective Enforcement - Occupant Protection
Project Amount:	8,800.00
Project Description:	Selective enforcement for occupant protection violations.
Match Amount:	2,200.00
Indirect Cost:	0.00
Local Benefit:	8,800.00
TSEP Project:	Yes
Project Number:	FOP-2022-52260-22260
<hr/>	
Sub-recipient	Virginia Dept of Motor Vehicles
Project Title:	Local Heroes Video Campaign
Project Amount:	430,000.00
Project Description:	Educational campaigns to increase seat belt use and save lives.
Match Amount:	107,500.00
Indirect Cost:	0.00
Local Benefit:	430,000.00
TSEP Project:	No

Project Number:	FOP-2022-52264-22264
Sub-recipient	Tazewell County
Project Title:	Selective Enforcement - Occupant Protection
Project Amount:	13,750.00
Project Description:	Selective enforcement for occupant protection violations.
Match Amount:	3,437.50
Indirect Cost:	0.00
Local Benefit:	13,750.00
TSEP Project:	Yes
Project Number:	FOP-2022-52273-22273
Sub-recipient	Danville City
Project Title:	Selective Enforcement - Occupant Protection
Project Amount:	5,250.00
Project Description:	Selective enforcement for occupant protection violations.
Match Amount:	1,312.50
Indirect Cost:	0.00
Local Benefit:	5,250.00
TSEP Project:	Yes
Project Number:	FOP-2022-52284-22284
Sub-recipient	Virginia Dept of Motor Vehicles
Project Title:	Occupant Protection Paid Media
Project Amount:	1,719,000.00
Project Description:	OP media messaging for CIOT and messaging outside of CIOT.
Match Amount:	429,750.00
Indirect Cost:	0.00
Local Benefit:	0.00
TSEP Project:	No
Project Number:	FOP-2022-52286-22286
Sub-recipient	Poquoson City
Project Title:	Selective Enforcement - Occupant Protection
Project Amount:	5,005.00
Project Description:	Selective enforcement for occupant protection violations.
Match Amount:	1,251.25
Indirect Cost:	0.00
Local Benefit:	5,005.00
TSEP Project:	Yes
Project Number:	FOP-2022-52287-22287
Sub-recipient	Portsmouth City
Project Title:	Selective Enforcement - Occupant Protection
Project Amount:	6,958.00
Project Description:	Selective enforcement for occupant protection violations.
Match Amount:	1,739.50

Indirect Cost:	0.00
Local Benefit:	6,958.00
TSEP Project:	Yes
Project Number:	FOP-2022-52294-22294
Sub-recipient	Buckingham County
Project Title:	Selective Enforcement - Occupant Protection
Project Amount:	4,800.00
Project Description:	Selective enforcement for occupant protection violations.
Match Amount:	1,200.00
Indirect Cost:	0.00
Local Benefit:	4,800.00
TSEP Project:	Yes
Project Number:	FOP-2022-52296-22296
Sub-recipient	Buchanan County
Project Title:	Selective Enforcement - Occupant Protection
Project Amount:	7,500.00
Project Description:	Selective enforcement for occupant protection violations.
Match Amount:	1,875.00
Indirect Cost:	0.00
Local Benefit:	7,500.00
TSEP Project:	Yes
Project Number:	FOP-2022-52299-22299
Sub-recipient	Roanoke County
Project Title:	Selective Enforcement - Occupant Protection
Project Amount:	16,400.00
Project Description:	Selective enforcement for occupant protection violations.
Match Amount:	4,100.00
Indirect Cost:	0.00
Local Benefit:	16,400.00
TSEP Project:	Yes
Project Number:	FOP-2022-52301-22301
Sub-recipient	Hanover County
Project Title:	Selective Enforcement - Occupant Protection
Project Amount:	9,360.00
Project Description:	Selective enforcement for occupant protection violations.
Match Amount:	2,340.00
Indirect Cost:	0.00
Local Benefit:	9,360.00
TSEP Project:	Yes
Project Number:	FOP-2022-52311-22311
Sub-recipient	Accomack County
Project Title:	Selective Enforcement - Occupant Protection

Project Amount:	22,300.00
Project Description:	Selective enforcement for occupant protection violations.
Match Amount:	5,575.00
Indirect Cost:	0.00
Local Benefit:	22,300.00
TSEP Project:	Yes
Project Number:	FOP-2022-52321-22321
Sub-recipient	Tazewell Town
Project Title:	Selective Enforcement - Occupant Protection
Project Amount:	1,875.00
Project Description:	Selective enforcement for occupant protection violations.
Match Amount:	468.75
Indirect Cost:	0.00
Local Benefit:	1,875.00
TSEP Project:	Yes
Project Number:	FOP-2022-52335-22335
Sub-recipient	ODU Research Foundation
Project Title:	Occupant Protection in Virginia: Continuing Deployment of Best Practices
Project Amount:	138,138.00
Project Description:	Produce plans for DMV to consider in programmatic development, implementation, and evaluation efforts to increase seat belt use around the Commonwealth.
Match Amount:	34,534.50
Indirect Cost:	28,505.00
Local Benefit:	0.00
TSEP Project:	No
Project Number:	FOP-2022-52339-22339
Sub-recipient	Amherst County
Project Title:	Selective Enforcement - Occupant Protection
Project Amount:	4,000.00
Project Description:	Selective enforcement for occupant protection violations.
Match Amount:	1,000.00
Indirect Cost:	0.00
Local Benefit:	4,000.00
TSEP Project:	Yes
Project Number:	FOP-2022-52345-22345
Sub-recipient	King and Queen County
Project Title:	Selective Enforcement - Occupant Protection
Project Amount:	5,250.00
Project Description:	Selective enforcement for occupant protection violations.
Match Amount:	1,312.50
Indirect Cost:	0.00
Local Benefit:	5,250.00

TSEP Project:	Yes
Project Number:	FOP-2022-52348-22348
Sub-recipient	Christiansburg Town
Project Title:	Selective Enforcement - Occupant Protection
Project Amount:	2,688.00
Project Description:	Selective enforcement for occupant protection violations.
Match Amount:	672.00
Indirect Cost:	0.00
Local Benefit:	2,688.00
TSEP Project:	Yes
Project Number:	FOP-2022-52361-22361
Sub-recipient	Galax City
Project Title:	Selective Enforcement - Occupant Protection
Project Amount:	3,900.00
Project Description:	Selective enforcement for occupant protection violations.
Match Amount:	975.00
Indirect Cost:	0.00
Local Benefit:	3,900.00
TSEP Project:	Yes
Project Number:	FOP-2022-52371-22371
Sub-recipient	James City County
Project Title:	Selective Enforcement - Occupant Protection
Project Amount:	6,424.00
Project Description:	Selective enforcement for occupant protection violations.
Match Amount:	1,606.00
Indirect Cost:	0.00
Local Benefit:	6,424.00
TSEP Project:	Yes
Project Number:	FOP-2022-52372-22372
Sub-recipient	Lancaster County
Project Title:	Selective Enforcement - Occupant Protection
Project Amount:	3,850.00
Project Description:	Selective enforcement for occupant protection violations.
Match Amount:	962.50
Indirect Cost:	0.00
Local Benefit:	3,850.00
TSEP Project:	Yes
Project Number:	FOP-2022-52373-22373
Sub-recipient	Augusta County
Project Title:	Selective Enforcement - Occupant Protection
Project Amount:	4,120.00
Project Description:	Selective enforcement for occupant protection violations.

Match Amount:	1,030.00
Indirect Cost:	0.00
Local Benefit:	4,120.00
TSEP Project:	Yes
Project Number:	FOP-2022-52379-22379
Sub-recipient	Prince George County
Project Title:	Selective Enforcement - Occupant Protection
Project Amount:	5,740.00
Project Description:	Selective enforcement for occupant protection violations.
Match Amount:	1,435.00
Indirect Cost:	0.00
Local Benefit:	5,740.00
TSEP Project:	Yes
Project Number:	FOP-2022-52400-22400
Sub-recipient	Washington County
Project Title:	Selective Enforcement - Occupant Protection
Project Amount:	6,600.00
Project Description:	Selective enforcement for occupant protection violations.
Match Amount:	1,650.00
Indirect Cost:	0.00
Local Benefit:	6,600.00
TSEP Project:	Yes
Project Number:	FOP-2022-52409-22409
Sub-recipient	Page County
Project Title:	Selective Enforcement - Occupant Protection
Project Amount:	3,000.00
Project Description:	Selective enforcement for occupant protection violations.
Match Amount:	750.00
Indirect Cost:	0.00
Local Benefit:	3,000.00
TSEP Project:	Yes
Project Number:	FOP-2022-52413-22413
Sub-recipient	Dublin Town
Project Title:	Selective Enforcement - Occupant Protection
Project Amount:	3,000.00
Project Description:	Selective enforcement for occupant protection violations.
Match Amount:	750.00
Indirect Cost:	0.00
Local Benefit:	3,000.00
TSEP Project:	Yes
Project Number:	FOP-2022-52423-22423
Sub-recipient	South Boston Town

Project Title:	Selective Enforcement - Occupant Protection
Project Amount:	5,715.00
Project Description:	Selective enforcement for occupant protection violations.
Match Amount:	1,428.75
Indirect Cost:	0.00
Local Benefit:	5,715.00
TSEP Project:	Yes
Project Number:	FOP-2022-52426-22426
<hr/>	
Sub-recipient	Warren County
Project Title:	Selective Enforcement - Occupant Protection
Project Amount:	3,500.00
Project Description:	Selective enforcement for occupant protection violations.
Match Amount:	875.00
Indirect Cost:	0.00
Local Benefit:	3,500.00
TSEP Project:	Yes
Project Number:	FOP-2022-52436-22436
<hr/>	
Sub-recipient	Spotsylvania County
Project Title:	Selective Enforcement - Occupant Protection
Project Amount:	6,500.00
Project Description:	Selective enforcement for occupant protection violations.
Match Amount:	1,625.00
Indirect Cost:	0.00
Local Benefit:	6,500.00
TSEP Project:	Yes
Project Number:	FOP-2022-52437-22437
<hr/>	
Sub-recipient	Bedford Town
Project Title:	Selective Enforcement - Occupant Protection
Project Amount:	2,625.00
Project Description:	Selective enforcement for occupant protection violations.
Match Amount:	656.25
Indirect Cost:	0.00
Local Benefit:	2,625.00
TSEP Project:	Yes

Alcohol Impaired Driving Program Area

In Virginia, the average age of the drinking driver killed was 51. Eighty-seven percent of the fatalities occurred on non-interstate roadways with 49 percent occurring between 9 pm and midnight. Drinking drivers aged 21-35 represent the majority of drivers involved in alcohol-related fatal crashes. Sixty-seven percent of drinking driver fatalities were also speed-related and eighty-three percent were unrestrained. Single vehicle crashes accounted for seventy-seven percent of drinking driver fatalities, eighteen percent were two vehicle crashes and five percent involved three or more vehicles. Sixty-nine percent of the drinking drivers ran off the road during the crash. The top localities for alcohol-related fatalities were Fairfax County (18), Virginia Beach City (13), Newport News City (12) and Chesterfield County (11).

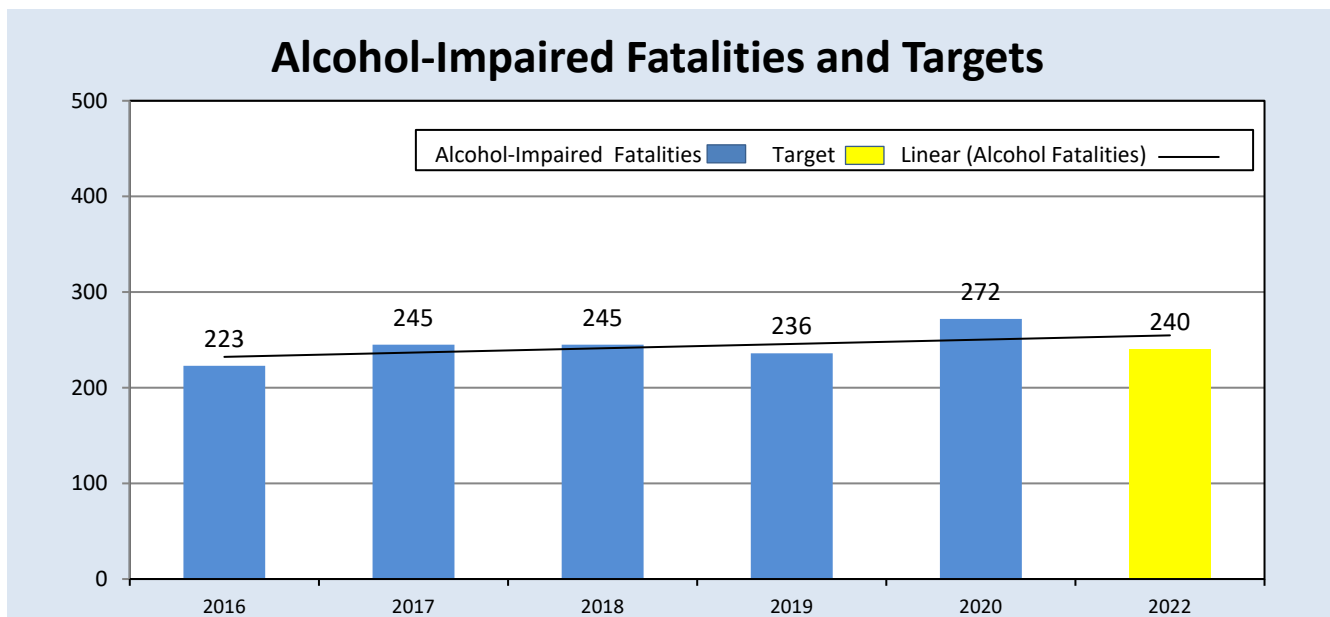
Note: Above 2020 alcohol-related data is from TRENDS

Virginia continues to be vigilant in efforts to reduce alcohol-related fatalities and is a low fatality rate state. Virginia's alcohol fatality rate (0.28) is below the national average.

Goal C-5: Decrease **alcohol impaired** driving fatalities 2 percent from 244 (2016-2020 rolling average) to 240 (2018 - 2022 rolling average) by 2022.

	Baseline Data					2022 Target
	2016	2017	2018	2019	2020	
Alcohol Impaired Driving Fatalities (FARS)	223	245	245	236	272	240

Note: 2020 calendar year base data was used to calculate the 2022 target (TRENDS).



Justification: Virginia conducted trend analyses using annual data, 3-year and 5-year rolling averages. Virginia selected the 5-year rolling average linear trend line that projected an 2 percent reduction in alcohol-impaired fatalities as a more achievable target than the annual or the 3-year rolling average projections.

Note: Virginia also tracks fatalities because of traffic crashes involving any driver(s) indicated as drinking by the police officer or with any positive BAC.

Strategies

1. Implement a statewide DUI Checkpoint Strike Force/Drive Sober or Get Pulled Over campaign (to include saturation patrols and checkpoints) supported with a comprehensive (earned and paid) media component year-round with special emphasis between the months of July and January. **(CTW, Chapter 1, Section 5.2).**
2. Conduct the statewide Checkpoint Strikeforce/Drive Sober or Get Pulled Over (DSOGPO) DUI prevention paid advertising campaign, led by the Washington Regional Alcohol from Labor Day through New Year's Eve. The primary focus will be men ages 21 to 34; with a particular emphasis on the younger portion of this age group since this population has the highest alcohol-related fatalities in Virginia. **(CTW, Chapter 1, Section 5.2).**
3. Conduct a minimum of 200 DUI Checkpoints and Low Manpower Checkpoints (CTW, Chapter 1, Section(s) 2.1, 2.2, 2.3).
4. Continue with one locally based law enforcement DUI Task Force project (CTW, Chapter 1 Section(s) 2.1, 2.2, 2.3).
5. To increase the number of SFST Instructors in the Commonwealth by 15 percent from 191 to 219. (CTW, Chapter 1, Section(s) 2.3). Continue the Standardized Field Sobriety Test (SFST) program to ensure there are properly trained SFST Instructors to implement the SFST Curriculum and SFST Refresher courses in each academy. Hold Instructor Development trainings, Refresher trainings, ensure all materials are up to date, and disseminated. To continue to expand the Standardized Field Sobriety Test (SFST) instructor database
6. Conduct 6 youth peer-to-peer educational programs to focus on the Zero Tolerance as it relates to youth and illegal substances. (CTW Chapter 1, Section(s) 6-5, 7.3)
7. Conduct two Advanced DUI Training for Law Enforcement and Prosecutors that includes topics such as investigative stops, checkpoints, blood testing issues, and DUI manslaughter. This training utilizes a team-training format requiring a team consisting of a prosecutor and a law enforcement officer from the same jurisdiction. (CTW, Chapter 1, Section(s) 1, 2, 3)
8. Conduct annual law enforcement DUI conference to inform attendees including officers, prosecutors, magistrates and other partners. The conference provided a forum for participants across the state to receive valuable information on legislation, current impaired driving issues and successful programs that affect traffic safety in Virginia. (CTW, Chapter 1, Section(s) 1, 2, 3)

9. Conduct virtual training sessions for VASAP program case managers and staff on DWI offender monitoring, ignition interlock and offender recidivism. (CTW, Chapter 1, Section(s) 4.1, 4.3, 4.4)
10. Conduct a statewide judicial conference that provides information to judges on DUI related issues and other traffic safety issues (CTW, Chapter 1, Section(s) 3.1, 3.2, 3.4).
11. Conduct a minimum of 40 basic breath alcohol classes on breath alcohol test equipment. Conduct at least one refresher course for trainers to assist with breath alcohol instruction, which is essential in helping DFS provide real-world knowledge related to breathe alcohol instrument operation. (CTW, Chapter 1, Section(s) 2.3)
12. Coordinate with the Judicial Outreach Liaison to work with the Virginia Supreme Court to assist with information dissemination and to establish a point of contact between the Highway Safety Office and the judiciary. (CTW, Chapter 1, Section(s) 3.1, 3.2, 3.4)
13. Conduct 3,000 Alcohol Compliance Checks, to be completed by the Virginia Department of Alcoholic Beverage Control (ABC) (CTW, Chapter 1, Section 6.3).
14. Conduct at least two sports related outreach efforts to data based high-risk populations. (CTW, Chapter 1, Section(s) 2.1, 2.2, 2.3, 2.5, 5.2).
15. To continue to promote consumer awareness and acceptance of the Driver Alcohol Detection System for Safety (DADSS). To have the DADSS team to support at least 15 events to advance consumer acceptance. (CTW, Chapter 5)
16. Continue the Drug Recognition Expert (DRE) Program to train officers as drug recognition experts (DREs) that are called upon to differentiate between drug influence and medical and/or mental disorders and their training will be an extremely valuable tool in combating the adverse impact of drug- and alcohol-impaired driving in our Virginia communities. To have at minimum 65 certified DREs. (CTW, Chapter 1, Section 7.1).
17. Continue the Advanced Roadside Impaired Driving Enforcement (ARIDE) Program to conduct at least eight ARIDE courses to be able to expand the ARIDE program. (CTW, Chapter 1, Section 7.1).
18. Highway Safety Program Recruiter to recruit new and effective partners that will ensure our alcohol impaired driving program is reaching to diverse communities and to ensure equity is at the forefront for the program as we work to decrease alcohol related fatalities. This will allow for bring new community partners to the table.

Alcohol Program Area: Budget Summary

Program Area	Project Focus	Budget	Funding Source
154AL	Alcohol	10,627,799.00	154 Transfer
FAL	Alcohol	189,473.00	NHTSA 402

FM6OT	Alcohol	5,167,490.00	405d Impaired Driving Low
Total All Funds		15,984,762.00	

ALCOHOL IMPAIRED PROJECTS

Project Number: **154AL-2022-52002-22002**
 Sub-recipient: **Alleghany County**
 Project Title: Selective Enforcement - Alcohol
 Project Amount: **11,600.00**
 Project Description: Selective enforcement for alcohol-impaired driving.
 Match Amount: **NA**
 Indirect Cost: 0.00
 Local Benefit: **11,600.00**
 TSEP Project: Yes
 Project Number: **154AL-2022-52010-22010**
 Sub-recipient: **Roanoke City**
 Project Title: Selective Enforcement - Alcohol
 Project Amount: **32,144.00**
 Project Description: Selective enforcement for alcohol-impaired driving.
 Match Amount: **NA**
 Indirect Cost: 0.00
 Local Benefit: **32,144.00**
 TSEP Project: Yes
 Project Number: **154AL-2022-52013-22013**
 Sub-recipient: **Virginia Beach City**
 Project Title: Selective Enforcement - Alcohol
 Project Amount: **36,200.00**
 Project Description: Selective enforcement for alcohol-impaired driving.
 Match Amount: **NA**
 Indirect Cost: 0.00
 Local Benefit: **36,200.00**
 TSEP Project: Yes
 Project Number: **154AL-2022-52016-22016**
 Sub-recipient: **Rockingham County**
 Project Title: Selective Enforcement - Alcohol
 Project Amount: **30,035.00**
 Project Description: Selective enforcement for alcohol-impaired driving.
 Match Amount: **NA**
 Indirect Cost: 0.00

Local Benefit:	30,035.00
TSEP Project:	Yes
Project Number:	154AL-2022-52021-22021
Sub-recipient	Loudoun County
Project Title:	Selective Enforcement - Alcohol
Project Amount:	32,700.00
Project Description:	Selective enforcement for alcohol-impaired driving.
Match Amount:	NA
Indirect Cost:	0.00
Local Benefit:	32,700.00
TSEP Project:	Yes
Project Number:	154AL-2022-52022-22022
Sub-recipient	Herndon Town
Project Title:	Selective Enforcement - Alcohol
Project Amount:	21,350.00
Project Description:	Selective enforcement for alcohol-impaired driving.
Match Amount:	NA
Indirect Cost:	0.00
Local Benefit:	21,350.00
TSEP Project:	Yes
Project Number:	154AL-2022-52023-22023
Sub-recipient	Norfolk City
Project Title:	Selective Enforcement - Alcohol
Project Amount:	41,435.00
Project Description:	Selective enforcement for alcohol-impaired driving.
Match Amount:	NA
Indirect Cost:	0.00
Local Benefit:	41,435.00
TSEP Project:	Yes
Project Number:	154AL-2022-52027-22027
Sub-recipient	Henry County
Project Title:	Selective Enforcement - Alcohol
Project Amount:	26,400.00
Project Description:	Selective enforcement for alcohol-impaired driving.
Match Amount:	NA
Indirect Cost:	0.00
Local Benefit:	26,400.00
TSEP Project:	Yes
Project Number:	154AL-2022-52028-22028
Sub-recipient	Williamsburg City
Project Title:	Selective Enforcement - Alcohol
Project Amount:	12,000.00

Project Description:	Selective enforcement for alcohol-impaired driving.
Match Amount:	NA
Indirect Cost:	0.00
Local Benefit:	12,000.00
TSEP Project:	Yes
Project Number:	154AL-2022-52033-22033
<hr/>	
Sub-recipient	Nelson County
Project Title:	Selective Enforcement - Alcohol
Project Amount:	12,550.00
Project Description:	Selective enforcement for alcohol-impaired driving.
Match Amount:	NA
Indirect Cost:	0.00
Local Benefit:	12,550.00
TSEP Project:	Yes
Project Number:	154AL-2022-52048-22048
<hr/>	
Sub-recipient	Vienna Town
Project Title:	Selective Enforcement - Alcohol
Project Amount:	23,600.00
Project Description:	Selective enforcement for alcohol-impaired driving.
Match Amount:	NA
Indirect Cost:	0.00
Local Benefit:	23,600.00
TSEP Project:	Yes
Project Number:	154AL-2022-52057-22057
<hr/>	
Sub-recipient	Norton City
Project Title:	Selective Enforcement - Alcohol
Project Amount:	16,575.00
Project Description:	Selective enforcement for alcohol-impaired driving.
Match Amount:	NA
Indirect Cost:	0.00
Local Benefit:	16,575.00
TSEP Project:	Yes
Project Number:	154AL-2022-52059-22059
<hr/>	
Sub-recipient	Westmoreland County
Project Title:	Selective Enforcement - Alcohol
Project Amount:	44,000.00
Project Description:	Selective enforcement for alcohol-impaired driving.
Match Amount:	NA
Indirect Cost:	0.00
Local Benefit:	44,000.00
TSEP Project:	Yes
Project Number:	154AL-2022-52061-22061
<hr/>	

Sub-recipient **Lynchburg City**
Project Title: Selective Enforcement - Alcohol
Project Amount: **39,190.00**
Project Description: Selective enforcement for alcohol-impaired driving.
Match Amount: **NA**
Indirect Cost: 0.00
Local Benefit: **39,190.00**
TSEP Project: Yes
Project Number: **154AL-2022-52067-22067**

Sub-recipient **Spotsylvania County**
Project Title: Selective Enforcement - Alcohol
Project Amount: **118,450.00**
Project Description: Selective enforcement for alcohol-impaired driving.
Match Amount: **NA**
Indirect Cost: 0.00
Local Benefit: **118,450.00**
TSEP Project: Yes
Project Number: **154AL-2022-52071-22071**

Sub-recipient **Prince William County**
Project Title: Selective Enforcement - Alcohol
Project Amount: **158,750.00**
Project Description: Selective enforcement for alcohol-impaired driving.
Match Amount: **NA**
Indirect Cost: 0.00
Local Benefit: **158,750.00**
TSEP Project: Yes
Project Number: **154AL-2022-52072-22072**

Sub-recipient **Manassas Park City**
Project Title: Selective Enforcement - Alcohol
Project Amount: **18,000.00**
Project Description: Selective enforcement for alcohol-impaired driving.
Match Amount: **NA**
Indirect Cost: 0.00
Local Benefit: **18,000.00**
TSEP Project: Yes
Project Number: **154AL-2022-52074-22074**

Sub-recipient **Clarke County**
Project Title: Selective Enforcement - Alcohol
Project Amount: **9,900.00**
Project Description: Selective enforcement for alcohol-impaired driving.
Match Amount: **NA**
Indirect Cost: 0.00

Local Benefit:	9,900.00
TSEP Project:	Yes
Project Number:	154AL-2022-52079-22079
Sub-recipient	Pearisburg Town
Project Title:	Selective Enforcement - Alcohol
Project Amount:	18,986.00
Project Description:	Selective enforcement for alcohol-impaired driving.
Match Amount:	NA
Indirect Cost:	0.00
Local Benefit:	18,986.00
TSEP Project:	Yes
Project Number:	154AL-2022-52082-22082
Sub-recipient	Arlington County
Project Title:	Selective Enforcement - Alcohol
Project Amount:	14,750.00
Project Description:	Selective enforcement for alcohol-impaired driving.
Match Amount:	NA
Indirect Cost:	0.00
Local Benefit:	14,750.00
TSEP Project:	Yes
Project Number:	154AL-2022-52086-22086
Sub-recipient	Patrick County
Project Title:	Selective Enforcement - Alcohol
Project Amount:	10,300.00
Project Description:	Selective enforcement for alcohol-impaired driving.
Match Amount:	NA
Indirect Cost:	0.00
Local Benefit:	10,300.00
TSEP Project:	Yes
Project Number:	154AL-2022-52092-22092
Sub-recipient	Pittsylvania County
Project Title:	Selective Enforcement - Alcohol
Project Amount:	29,600.00
Project Description:	Selective enforcement for alcohol-impaired driving.
Match Amount:	NA
Indirect Cost:	0.00
Local Benefit:	29,600.00
TSEP Project:	Yes
Project Number:	154AL-2022-52093-22093
Sub-recipient	Grayson County
Project Title:	Selective Enforcement - Alcohol
Project Amount:	10,085.00

Project Description:	Selective enforcement for alcohol-impaired driving.
Match Amount:	NA
Indirect Cost:	0.00
Local Benefit:	10,085.00
TSEP Project:	Yes
Project Number:	154AL-2022-52110-22110
<hr/>	
Sub-recipient	Pulaski County
Project Title:	Selective Enforcement - Alcohol
Project Amount:	28,680.00
Project Description:	Selective enforcement for alcohol-impaired driving.
Match Amount:	NA
Indirect Cost:	0.00
Local Benefit:	28,680.00
TSEP Project:	Yes
Project Number:	154AL-2022-52115-22115
<hr/>	
Sub-recipient	Fauquier County
Project Title:	Selective Enforcement - Alcohol
Project Amount:	18,350.00
Project Description:	Selective enforcement for alcohol-impaired driving.
Match Amount:	NA
Indirect Cost:	0.00
Local Benefit:	18,350.00
TSEP Project:	Yes
Project Number:	154AL-2022-52117-22117
<hr/>	
Sub-recipient	Franklin County
Project Title:	Selective Enforcement - Alcohol
Project Amount:	28,087.00
Project Description:	Selective enforcement for alcohol-impaired driving.
Match Amount:	NA
Indirect Cost:	0.00
Local Benefit:	28,087.00
TSEP Project:	Yes
Project Number:	154AL-2022-52118-22118
<hr/>	
Sub-recipient	York County
Project Title:	Selective Enforcement - Alcohol
Project Amount:	20,600.00
Project Description:	Selective enforcement for alcohol-impaired driving.
Match Amount:	NA
Indirect Cost:	0.00
Local Benefit:	20,600.00
TSEP Project:	Yes
Project Number:	154AL-2022-52126-22126
<hr/>	

Sub-recipient **Greene County**
Project Title: Selective Enforcement - Alcohol
Project Amount: **8,200.00**
Project Description: Selective enforcement for alcohol-impaired driving.
Match Amount: **NA**
Indirect Cost: 0.00
Local Benefit: **8,200.00**
TSEP Project: Yes
Project Number: **154AL-2022-52135-22135**

Sub-recipient **Goochland County**
Project Title: Selective Enforcement - Alcohol
Project Amount: **15,650.00**
Project Description: Selective enforcement for alcohol-impaired driving.
Match Amount: **NA**
Indirect Cost: 0.00
Local Benefit: **15,650.00**
TSEP Project: Yes
Project Number: **154AL-2022-52138-22138**

Sub-recipient **Suffolk City**
Project Title: Selective Enforcement - Alcohol
Project Amount: **14,422.00**
Project Description: Selective enforcement for alcohol-impaired driving.
Match Amount: **NA**
Indirect Cost: 0.00
Local Benefit: **14,422.00**
TSEP Project: Yes
Project Number: **154AL-2022-52140-22140**

Sub-recipient **Alexandria City**
Project Title: Selective Enforcement - Alcohol
Project Amount: **22,400.00**
Project Description: Selective enforcement for alcohol-impaired driving.
Match Amount: **NA**
Indirect Cost: 0.00
Local Benefit: **22,400.00**
TSEP Project: Yes
Project Number: **154AL-2022-52147-22147**

Sub-recipient **Rockbridge County**
Project Title: Selective Enforcement - Alcohol
Project Amount: **8,400.00**
Project Description: Selective enforcement for alcohol-impaired driving.
Match Amount: **NA**
Indirect Cost: 0.00

Local Benefit:	8,400.00
TSEP Project:	Yes
Project Number:	154AL-2022-52153-22153
Sub-recipient	Campbell County
Project Title:	Selective Enforcement - Alcohol
Project Amount:	25,920.00
Project Description:	Selective enforcement for alcohol-impaired driving.
Match Amount:	NA
Indirect Cost:	0.00
Local Benefit:	25,920.00
TSEP Project:	Yes
Project Number:	154AL-2022-52158-22158
Sub-recipient	Henrico County
Project Title:	Selective Enforcement - Alcohol
Project Amount:	225,600.00
Project Description:	Selective enforcement for alcohol-impaired driving.
Match Amount:	NA
Indirect Cost:	0.00
Local Benefit:	225,600.00
TSEP Project:	Yes
Project Number:	154AL-2022-52163-22163
Sub-recipient	Wythe County
Project Title:	Selective Enforcement - Alcohol
Project Amount:	22,100.00
Project Description:	Selective enforcement for alcohol-impaired driving.
Match Amount:	NA
Indirect Cost:	0.00
Local Benefit:	22,100.00
TSEP Project:	Yes
Project Number:	154AL-2022-52171-22171
Sub-recipient	Wise County
Project Title:	Selective Enforcement - Alcohol
Project Amount:	44,600.00
Project Description:	Selective enforcement for alcohol-impaired driving.
Match Amount:	NA
Indirect Cost:	0.00
Local Benefit:	44,600.00
TSEP Project:	Yes
Project Number:	154AL-2022-52175-22175
Sub-recipient	Richmond City
Project Title:	Selective Enforcement - Alcohol
Project Amount:	66,525.00

Project Description:	Selective enforcement for alcohol-impaired driving.
Match Amount:	NA
Indirect Cost:	0.00
Local Benefit:	66,525.00
TSEP Project:	Yes
Project Number:	154AL-2022-52192-22192
Sub-recipient	Salem City
Project Title:	Selective Enforcement - Alcohol
Project Amount:	10,820.00
Project Description:	Selective enforcement for alcohol-impaired driving.
Match Amount:	NA
Indirect Cost:	0.00
Local Benefit:	10,820.00
TSEP Project:	Yes
Project Number:	154AL-2022-52199-22199
Sub-recipient	WRAP
Project Title:	FY 2022 Virginia Checkpoint Strikeforce Campaign
Project Amount:	1,129,280.00
Project Description:	Anti-drunk driving media campaign.
Match Amount:	NA
Indirect Cost:	10,480.00
Local Benefit:	1,129,280.00
TSEP Project:	No
Project Number:	154AL-2022-52203-22203
Sub-recipient	Stafford County
Project Title:	Selective Enforcement - Alcohol
Project Amount:	19,400.00
Project Description:	Selective enforcement for alcohol-impaired driving.
Match Amount:	NA
Indirect Cost:	0.00
Local Benefit:	19,400.00
TSEP Project:	Yes
Project Number:	154AL-2022-52204-22204
Sub-recipient	Fairfax County
Project Title:	Selective Enforcement - Alcohol
Project Amount:	29,000.00
Project Description:	Selective enforcement for alcohol-impaired driving.
Match Amount:	NA
Indirect Cost:	0.00
Local Benefit:	29,000.00
TSEP Project:	Yes
Project Number:	154AL-2022-52214-22214

Sub-recipient **Frederick County**
Project Title: Selective Enforcement - Alcohol
Project Amount: **20,725.00**
Project Description: Selective enforcement for alcohol-impaired driving.
Match Amount: **NA**
Indirect Cost: 0.00
Local Benefit: **20,725.00**
TSEP Project: Yes
Project Number: **154AL-2022-52222-22222**

Sub-recipient **Winchester City**
Project Title: Selective Enforcement - Alcohol
Project Amount: **18,936.00**
Project Description: Selective enforcement for alcohol-impaired driving.
Match Amount: **NA**
Indirect Cost: 0.00
Local Benefit: **18,936.00**
TSEP Project: Yes
Project Number: **154AL-2022-52225-22225**

Sub-recipient **Newport News City**
Project Title: Selective Enforcement - Alcohol
Project Amount: **52,600.00**
Project Description: Selective enforcement for alcohol-impaired driving.
Match Amount: **NA**
Indirect Cost: 0.00
Local Benefit: **52,600.00**
TSEP Project: Yes
Project Number: **154AL-2022-52226-22226**

Sub-recipient **Chesterfield County**
Project Title: Selective Enforcement - Alcohol
Project Amount: **132,205.00**
Project Description: Selective enforcement for alcohol-impaired driving.
Match Amount: **NA**
Indirect Cost: 0.00
Local Benefit: **132,205.00**
TSEP Project: Yes
Project Number: **154AL-2022-52235-22235**

Sub-recipient **Richmond County**
Project Title: Selective Enforcement - Alcohol
Project Amount: **14,600.00**
Project Description: Selective enforcement for alcohol-impaired driving.
Match Amount: **NA**
Indirect Cost: 0.00

Local Benefit:	14,600.00
TSEP Project:	Yes
Project Number:	154AL-2022-52239-22239
Sub-recipient	New Kent County
Project Title:	Selective Enforcement - Alcohol
Project Amount:	39,900.00
Project Description:	Selective enforcement for alcohol-impaired driving.
Match Amount:	NA
Indirect Cost:	0.00
Local Benefit:	39,900.00
TSEP Project:	Yes
Project Number:	154AL-2022-52243-22243
Sub-recipient	Fairfax County
Project Title:	DUI TF Selective Enforcement
Project Amount:	1,026,398.00
Project Description:	Selective enforcement for alcohol-impaired driving.
Match Amount:	NA
Indirect Cost:	0.00
Local Benefit:	1,026,398.00
TSEP Project:	Yes
Project Number:	154AL-2022-52254-22254
Sub-recipient	Pembroke Town
Project Title:	Selective Enforcement - Alcohol
Project Amount:	5,100.00
Project Description:	Selective enforcement for alcohol-impaired driving.
Match Amount:	NA
Indirect Cost:	0.00
Local Benefit:	5,100.00
TSEP Project:	Yes
Project Number:	154AL-2022-52255-22255
Sub-recipient	Tazewell County
Project Title:	Selective Enforcement - Alcohol
Project Amount:	17,600.00
Project Description:	Selective enforcement for alcohol-impaired driving.
Match Amount:	NA
Indirect Cost:	0.00
Local Benefit:	17,600.00
TSEP Project:	Yes
Project Number:	154AL-2022-52259-22259
Sub-recipient	Caroline County
Project Title:	Selective Enforcement - Alcohol
Project Amount:	30,000.00

Project Description:	Selective enforcement for alcohol-impaired driving.
Match Amount:	NA
Indirect Cost:	0.00
Local Benefit:	30,000.00
TSEP Project:	Yes
Project Number:	154AL-2022-52268-22268
Sub-recipient	Chesapeake Bay Bridge Tunnel
Project Title:	Selective Enforcement - Alcohol
Project Amount:	3,320.00
Project Description:	Selective enforcement for alcohol-impaired driving.
Match Amount:	NA
Indirect Cost:	0.00
Local Benefit:	3,320.00
TSEP Project:	Yes
Project Number:	154AL-2022-52272-22272
Sub-recipient	Danville City
Project Title:	Selective Enforcement - Alcohol
Project Amount:	18,570.00
Project Description:	Selective enforcement for alcohol-impaired driving.
Match Amount:	NA
Indirect Cost:	0.00
Local Benefit:	18,570.00
TSEP Project:	Yes
Project Number:	154AL-2022-52276-22276
Sub-recipient	Roanoke County
Project Title:	Selective Enforcement - Alcohol
Project Amount:	74,900.00
Project Description:	Selective enforcement for alcohol-impaired driving.
Match Amount:	NA
Indirect Cost:	0.00
Local Benefit:	74,900.00
TSEP Project:	Yes
Project Number:	154AL-2022-52277-22277
Sub-recipient	Narrows Town
Project Title:	Selective Enforcement - Alcohol
Project Amount:	13,100.00
Project Description:	Selective enforcement for alcohol-impaired driving.
Match Amount:	NA
Indirect Cost:	0.00
Local Benefit:	13,100.00
TSEP Project:	Yes
Project Number:	154AL-2022-52285-22285

Sub-recipient **Portsmouth City**
Project Title: Selective Enforcement - Alcohol
Project Amount: **33,436.00**
Project Description: Selective enforcement for alcohol-impaired driving.
Match Amount: **NA**
Indirect Cost: 0.00
Local Benefit: **33,436.00**
TSEP Project: Yes
Project Number: **154AL-2022-52290-22290**

Sub-recipient **Buckingham County**
Project Title: Selective Enforcement - Alcohol
Project Amount: **34,630.00**
Project Description: Selective enforcement for alcohol-impaired driving.
Match Amount: **NA**
Indirect Cost: 0.00
Local Benefit: **34,630.00**
TSEP Project: Yes
Project Number: **154AL-2022-52297-22297**

Sub-recipient **Drive Smart of Virginia**
Project Title: Impaired Driving Education & Outreach
Project Amount: **478,230.00**
Project Description: Impaired driving education outreach.
Match Amount: **NA**
Indirect Cost: 62,378.00
Local Benefit: **0.00**
TSEP Project: No
Project Number: **154AL-2022-52305-22305**

Sub-recipient **Hanover County**
Project Title: Selective Enforcement - Alcohol
Project Amount: **107,936.00**
Project Description: Selective enforcement for alcohol-impaired driving.
Match Amount: **NA**
Indirect Cost: 0.00
Local Benefit: **107,936.00**
TSEP Project: Yes
Project Number: **154AL-2022-52307-22307**

Sub-recipient **Farmville Town**
Project Title: Selective Enforcement - Alcohol
Project Amount: **19,500.00**
Project Description: Selective enforcement for alcohol-impaired driving.
Match Amount: **NA**
Indirect Cost: 0.00

Local Benefit:	19,500.00
TSEP Project:	Yes
Project Number:	154AL-2022-52310-22310
Sub-recipient	Harrisonburg City
Project Title:	Selective Enforcement - Alcohol
Project Amount:	18,120.00
Project Description:	Selective enforcement for alcohol-impaired driving.
Match Amount:	NA
Indirect Cost:	0.00
Local Benefit:	18,120.00
TSEP Project:	Yes
Project Number:	154AL-2022-52322-22322
Sub-recipient	Christiansburg Town
Project Title:	Selective Enforcement - Alcohol
Project Amount:	10,164.00
Project Description:	Selective enforcement for alcohol-impaired driving.
Match Amount:	NA
Indirect Cost:	0.00
Local Benefit:	10,164.00
TSEP Project:	Yes
Project Number:	154AL-2022-52331-22331
Sub-recipient	Supreme Court of Va
Project Title:	Judicial Outreach Liaison
Project Amount:	63,600.00
Project Description:	JOL general highway safety focus.
Match Amount:	NA
Indirect Cost:	0.00
Local Benefit:	0.00
TSEP Project:	No
Project Number:	154AL-2022-52332-22332
Sub-recipient	Augusta County
Project Title:	Selective Enforcement - Alcohol
Project Amount:	38,600.00
Project Description:	Selective enforcement for alcohol-impaired driving.
Match Amount:	NA
Indirect Cost:	0.00
Local Benefit:	38,600.00
TSEP Project:	Yes
Project Number:	154AL-2022-52334-22334
Sub-recipient	Giles County
Project Title:	Selective Enforcement - Alcohol
Project Amount:	8,250.00

Project Description:	Selective enforcement for alcohol-impaired driving.
Match Amount:	NA
Indirect Cost:	0.00
Local Benefit:	8,250.00
TSEP Project:	Yes
Project Number:	154AL-2022-52337-22337
<hr/>	
Sub-recipient	Amherst County
Project Title:	Selective Enforcement - Alcohol
Project Amount:	20,320.00
Project Description:	Selective enforcement for alcohol-impaired driving.
Match Amount:	NA
Indirect Cost:	0.00
Local Benefit:	20,320.00
TSEP Project:	Yes
Project Number:	154AL-2022-52338-22338
<hr/>	
Sub-recipient	King and Queen County
Project Title:	Selective Enforcement - Alcohol
Project Amount:	19,050.00
Project Description:	Selective enforcement for alcohol-impaired driving.
Match Amount:	NA
Indirect Cost:	0.00
Local Benefit:	19,050.00
TSEP Project:	Yes
Project Number:	154AL-2022-52340-22340
<hr/>	
Sub-recipient	Fluvanna County
Project Title:	Selective Enforcement - Alcohol
Project Amount:	21,560.00
Project Description:	Selective enforcement for alcohol-impaired driving.
Match Amount:	NA
Indirect Cost:	0.00
Local Benefit:	21,560.00
TSEP Project:	Yes
Project Number:	154AL-2022-52356-22356
<hr/>	
Sub-recipient	Isle of Wight County
Project Title:	Selective Enforcement - Alcohol
Project Amount:	24,354.00
Project Description:	Selective enforcement for alcohol-impaired driving.
Match Amount:	NA
Indirect Cost:	0.00
Local Benefit:	24,354.00
TSEP Project:	Yes
Project Number:	154AL-2022-52368-22368
<hr/>	

Sub-recipient **James City County**
Project Title: Selective Enforcement - Alcohol
Project Amount: **24,485.00**
Project Description: Selective enforcement for alcohol-impaired driving.
Match Amount: **NA**
Indirect Cost: 0.00
Local Benefit: **24,485.00**
TSEP Project: Yes
Project Number: **154AL-2022-52376-22376**

Sub-recipient **Automotive Coalition for Traffic Safety, Inc**
Project Title: VA DADSS Pilot Deployment Program
Project Amount: **5,091,446.00**
Project Description: Driver alcohol detection system for safety.
Match Amount: **NA**
Indirect Cost: 459,768.00
Local Benefit: **0.00**
TSEP Project: No
Project Number: **154AL-2022-52380-22380**

Sub-recipient **Chase City Town**
Project Title: Selective Enforcement - Alcohol
Project Amount: **7,839.00**
Project Description: Selective enforcement for alcohol-impaired driving.
Match Amount: **NA**
Indirect Cost: 0.00
Local Benefit: **7,839.00**
TSEP Project: Yes
Project Number: **154AL-2022-52384-22384**

Sub-recipient **South Boston Town**
Project Title: Selective Enforcement - Alcohol
Project Amount: **15,270.00**
Project Description: Selective enforcement for alcohol-impaired driving.
Match Amount: **NA**
Indirect Cost: 0.00
Local Benefit: **15,270.00**
TSEP Project: Yes
Project Number: **154AL-2022-52385-22385**

Sub-recipient **Page County**
Project Title: Selective Enforcement - Alcohol
Project Amount: **5,280.00**
Project Description: Selective enforcement for alcohol-impaired driving.
Match Amount: **NA**
Indirect Cost: 0.00

Local Benefit:	5,280.00
TSEP Project:	Yes
Project Number:	154AL-2022-52387-22387
Sub-recipient	Washington County
Project Title:	Selective Enforcement - Alcohol
Project Amount:	41,340.00
Project Description:	Selective enforcement for alcohol-impaired driving.
Match Amount:	NA
Indirect Cost:	0.00
Local Benefit:	41,340.00
TSEP Project:	Yes
Project Number:	154AL-2022-52390-22390
Sub-recipient	Virginia Dept of Motor Vehicles
Project Title:	Crash Investigation & Reconstruction Program - AL
Project Amount:	44,550.00
Project Description:	Training and equipment to support DUI-related crash investigations.
Match Amount:	NA
Indirect Cost:	0.00
Local Benefit:	0.00
TSEP Project:	No
Project Number:	154AL-2022-52393-22393
Sub-recipient	Culpeper Town
Project Title:	Selective Enforcement - Alcohol
Project Amount:	7,720.00
Project Description:	Selective enforcement for alcohol-impaired driving.
Match Amount:	NA
Indirect Cost:	0.00
Local Benefit:	7,720.00
TSEP Project:	Yes
Project Number:	154AL-2022-52397-22397
Sub-recipient	Drive Safe Hampton Roads
Project Title:	Survive the Drive
Project Amount:	41,520.00
Project Description:	Decrease alcohol-related crashes in Hampton Roads.
Match Amount:	N/A
Indirect Cost:	0.00
Local Benefit:	41,520.00
TSEP Project:	No
Project Number:	154AL-2022-52399-22399
Sub-recipient	Virginia Dept of Motor Vehicles
Project Title:	Alcohol Impaired Driving Program, Program Coordinator and SFST Coordinator
Project Amount:	189,628.00

Project Description:	Alcohol program coordinator, SFST coordinator, maintain and improve alcohol impaired driving program.
Match Amount:	NA
Indirect Cost:	0.00
Local Benefit:	0.00
TSEP Project:	No
Project Number:	154AL-2022-52403-22403
<hr/>	
Sub-recipient	Colonial Heights City
Project Title:	Selective Enforcement - Alcohol
Project Amount:	13,590.00
Project Description:	Selective enforcement for alcohol-impaired driving.
Match Amount:	NA
Indirect Cost:	0.00
Local Benefit:	13,590.00
TSEP Project:	Yes
Project Number:	154AL-2022-52422-22422
<hr/>	
Sub-recipient	Lunenburg County
Project Title:	Selective Enforcement - Alcohol
Project Amount:	14,000.00
Project Description:	Selective enforcement for alcohol-impaired driving.
Match Amount:	NA
Indirect Cost:	0.00
Local Benefit:	14,000.00
TSEP Project:	Yes
Project Number:	154AL-2022-52431-22431
<hr/>	
Sub-recipient	Shenandoah County
Project Title:	Selective Enforcement - Alcohol
Project Amount:	13,300.00
Project Description:	Selective enforcement for alcohol-impaired driving.
Match Amount:	NA
Indirect Cost:	0.00
Local Benefit:	13,300.00
TSEP Project:	Yes
Project Number:	154AL-2022-52434-22434
<hr/>	
Sub-recipient	Charlotte County
Project Title:	Selective Enforcement - Alcohol
Project Amount:	11,200.00
Project Description:	Selective enforcement for alcohol-impaired driving.
Match Amount:	NA
Indirect Cost:	0.00
Local Benefit:	11,200.00
TSEP Project:	Yes
Project Number:	FAL-2022-52006-22006

Sub-recipient **Bedford County**
Project Title: Selective Enforcement - Alcohol
Project Amount: **20,247.00**
Project Description: Selective enforcement for alcohol-impaired driving.
Match Amount: **5,061.75**
Indirect Cost: 0.00
Local Benefit: **20,247.00**
TSEP Project: Yes
Project Number: **FAL-2022-52011-22011**

Sub-recipient **New Market Town**
Project Title: Selective Enforcement - Alcohol
Project Amount: **7,686.00**
Project Description: Selective enforcement for alcohol-impaired driving.
Match Amount: **1,921.50**
Indirect Cost: 0.00
Local Benefit: **7,686.00**
TSEP Project: Yes
Project Number: **FAL-2022-52018-22018**

Sub-recipient **Occoquan Town**
Project Title: Selective Enforcement - Alcohol
Project Amount: **4,800.00**
Project Description: Selective enforcement for alcohol-impaired driving.
Match Amount: **1,200.00**
Indirect Cost: 0.00
Local Benefit: **4,800.00**
TSEP Project: Yes
Project Number: **FAL-2022-52167-22167**

Sub-recipient **Powhatan County**
Project Title: Selective Enforcement - Alcohol
Project Amount: **29,280.00**
Project Description: Selective enforcement for alcohol-impaired driving.
Match Amount: **7,320.00**
Indirect Cost: 0.00
Local Benefit: **29,280.00**
TSEP Project: Yes
Project Number: **FAL-2022-52168-22168**

Sub-recipient **Prince Edward County**
Project Title: Selective Enforcement - Alcohol
Project Amount: **5,610.00**
Project Description: Selective enforcement for alcohol-impaired driving.
Match Amount: **1,402.50**
Indirect Cost: 0.00

Local Benefit:	5,610.00
TSEP Project:	Yes
Project Number:	FAL-2022-52201-22201
Sub-recipient	Dublin Town
Project Title:	Selective Enforcement - Alcohol
Project Amount:	7,400.00
Project Description:	Selective enforcement for alcohol-impaired driving.
Match Amount:	1,850.00
Indirect Cost:	0.00
Local Benefit:	7,400.00
TSEP Project:	Yes
Project Number:	FAL-2022-52212-22212
Sub-recipient	Prince George County
Project Title:	Selective Enforcement - Alcohol
Project Amount:	9,980.00
Project Description:	Selective enforcement for alcohol-impaired driving.
Match Amount:	2,495.00
Indirect Cost:	0.00
Local Benefit:	9,980.00
TSEP Project:	Yes
Project Number:	FAL-2022-52219-22219
Sub-recipient	Gloucester County
Project Title:	Selective Enforcement - Alcohol
Project Amount:	19,750.00
Project Description:	Selective enforcement for alcohol-impaired driving.
Match Amount:	4,937.50
Indirect Cost:	0.00
Local Benefit:	19,750.00
TSEP Project:	Yes
Project Number:	FAL-2022-52271-22271
Sub-recipient	King William County
Project Title:	Selective Enforcement - Alcohol
Project Amount:	12,800.00
Project Description:	Selective enforcement for alcohol-impaired driving.
Match Amount:	3,200.00
Indirect Cost:	0.00
Local Benefit:	12,800.00
TSEP Project:	Yes
Project Number:	FAL-2022-52328-22328
Sub-recipient	Petersburg City
Project Title:	Selective Enforcement - Alcohol
Project Amount:	84,420.00

Project Description:	Selective enforcement for alcohol-impaired driving.
Match Amount:	21,105.00
Indirect Cost:	0.00
Local Benefit:	84,420.00
TSEP Project:	Yes
Project Number:	FM6OT-2022-52001-22001
<hr/>	
Sub-recipient	Botetourt County
Project Title:	Selective Enforcement - Alcohol
Project Amount:	17,800.00
Project Description:	Selective enforcement for alcohol-impaired driving.
Match Amount:	4,450.00
Indirect Cost:	0.00
Local Benefit:	0.00
TSEP Project:	Yes
Project Number:	FM6OT-2022-52012-22012
<hr/>	
Sub-recipient	Scott County
Project Title:	Selective Enforcement - Alcohol
Project Amount:	15,400.00
Project Description:	Selective enforcement for alcohol-impaired driving.
Match Amount:	3,850.00
Indirect Cost:	0.00
Local Benefit:	0.00
TSEP Project:	Yes
Project Number:	FM6OT-2022-52025-22025
<hr/>	
Sub-recipient	Martinsville City
Project Title:	Selective Enforcement - Alcohol
Project Amount:	7,000.00
Project Description:	Selective enforcement for alcohol-impaired driving.
Match Amount:	1,750.00
Indirect Cost:	0.00
Local Benefit:	0.00
TSEP Project:	Yes
Project Number:	FM6OT-2022-52034-22034
<hr/>	
Sub-recipient	Hillsville Town
Project Title:	Selective Enforcement - Alcohol
Project Amount:	6,000.00
Project Description:	Selective enforcement for alcohol-impaired driving.
Match Amount:	1,500.00
Indirect Cost:	0.00
Local Benefit:	0.00
TSEP Project:	Yes
Project Number:	FM6OT-2022-52038-22038
<hr/>	

Sub-recipient	Commission on VASAP
Project Title:	VASAP Multi-Platform Virtual Connectivity Grant
Project Amount:	250,000.00
Project Description:	Alcohol focus data/connectivity of three systems.
Match Amount:	62,500.00
Indirect Cost:	0.00
Local Benefit:	0.00
TSEP Project:	No
Project Number:	FM6OT-2022-52049-22049
Sub-recipient	Virginia Dept of State Police
Project Title:	Selective Enforcement - Alcohol
Project Amount:	650,000.00
Project Description:	Selective enforcement for alcohol-impaired driving.
Match Amount:	162,500.00
Indirect Cost:	0.00
Local Benefit:	0.00
TSEP Project:	Yes
Project Number:	FM6OT-2022-52053-22053
Sub-recipient	Bluefield Town
Project Title:	Selective Enforcement - Alcohol
Project Amount:	4,299.00
Project Description:	Selective enforcement for alcohol-impaired driving.
Match Amount:	1,074.75
Indirect Cost:	0.00
Local Benefit:	0.00
TSEP Project:	Yes
Project Number:	FM6OT-2022-52058-22058
Sub-recipient	Smyth County
Project Title:	Selective Enforcement - Alcohol
Project Amount:	11,600.00
Project Description:	Selective enforcement for alcohol-impaired driving.
Match Amount:	2,900.00
Indirect Cost:	0.00
Local Benefit:	0.00
TSEP Project:	Yes
Project Number:	FM6OT-2022-52075-22075
Sub-recipient	Northumberland County
Project Title:	Selective Enforcement - Alcohol
Project Amount:	8,290.00
Project Description:	Selective enforcement for alcohol-impaired driving.
Match Amount:	2,072.50
Indirect Cost:	0.00

Local Benefit:	0.00
TSEP Project:	Yes
Project Number:	FM6OT-2022-52084-22084
Sub-recipient	Bedford Town
Project Title:	Selective Enforcement - Alcohol
Project Amount:	7,000.00
Project Description:	Selective enforcement for alcohol-impaired driving.
Match Amount:	1,750.00
Indirect Cost:	0.00
Local Benefit:	0.00
TSEP Project:	Yes
Project Number:	FM6OT-2022-52087-22087
Sub-recipient	Chesapeake City
Project Title:	Selective Enforcement - Alcohol
Project Amount:	18,350.00
Project Description:	Selective enforcement for alcohol-impaired driving.
Match Amount:	4,587.50
Indirect Cost:	0.00
Local Benefit:	0.00
TSEP Project:	Yes
Project Number:	FM6OT-2022-52097-22097
Sub-recipient	Wise Town
Project Title:	Selective Enforcement - Alcohol
Project Amount:	16,200.00
Project Description:	Selective enforcement for alcohol-impaired driving.
Match Amount:	4,050.00
Indirect Cost:	0.00
Local Benefit:	0.00
TSEP Project:	Yes
Project Number:	FM6OT-2022-52104-22104
Sub-recipient	Dickenson County
Project Title:	Selective Enforcement - Alcohol
Project Amount:	17,600.00
Project Description:	Selective enforcement for alcohol-impaired driving.
Match Amount:	4,400.00
Indirect Cost:	0.00
Local Benefit:	0.00
TSEP Project:	Yes
Project Number:	FM6OT-2022-52107-22107
Sub-recipient	Front Royal Town
Project Title:	Selective Enforcement - Alcohol
Project Amount:	10,999.00

Project Description:	Selective enforcement for alcohol-impaired driving.
Match Amount:	2,749.75
Indirect Cost:	0.00
Local Benefit:	0.00
TSEP Project:	Yes
Project Number:	FM6OT-2022-52119-22119
Sub-recipient	Lexington City
Project Title:	Selective Enforcement - Alcohol
Project Amount:	8,750.00
Project Description:	Selective enforcement for alcohol-impaired driving.
Match Amount:	2,187.50
Indirect Cost:	0.00
Local Benefit:	0.00
TSEP Project:	Yes
Project Number:	FM6OT-2022-52125-22125
Sub-recipient	Virginia Dept of Motor Vehicles
Project Title:	Judicial Transportation Safety Conference
Project Amount:	85,000.00
Project Description:	Annual conference for judges with an alcohol focus.
Match Amount:	21,250.00
Indirect Cost:	0.00
Local Benefit:	0.00
TSEP Project:	No
Project Number:	FM6OT-2022-52133-22133
Sub-recipient	Montgomery County
Project Title:	Selective Enforcement - Alcohol
Project Amount:	15,740.00
Project Description:	Selective enforcement for alcohol-impaired driving.
Match Amount:	3,935.00
Indirect Cost:	0.00
Local Benefit:	0.00
TSEP Project:	Yes
Project Number:	FM6OT-2022-52142-22142
Sub-recipient	Fredericksburg City
Project Title:	Selective Enforcement - Alcohol
Project Amount:	5,000.00
Project Description:	Selective enforcement for alcohol-impaired driving.
Match Amount:	1,250.00
Indirect Cost:	0.00
Local Benefit:	0.00
TSEP Project:	Yes
Project Number:	FM6OT-2022-52178-22178

Sub-recipient	Mathews County
Project Title:	Selective Enforcement - Alcohol
Project Amount:	8,500.00
Project Description:	Selective enforcement for alcohol-impaired driving.
Match Amount:	2,125.00
Indirect Cost:	0.00
Local Benefit:	0.00
TSEP Project:	Yes
Project Number:	FM6OT-2022-52189-22189
<hr/>	
Sub-recipient	Buchanan County
Project Title:	Selective Enforcement - Alcohol
Project Amount:	12,600.00
Project Description:	Selective enforcement for alcohol-impaired driving.
Match Amount:	3,150.00
Indirect Cost:	0.00
Local Benefit:	0.00
TSEP Project:	Yes
Project Number:	FM6OT-2022-52196-22196
<hr/>	
Sub-recipient	Virginia Commonwealth University
Project Title:	Selective Enforcement - Alcohol
Project Amount:	10,538.00
Project Description:	Selective enforcement for alcohol-impaired driving.
Match Amount:	2,634.50
Indirect Cost:	0.00
Local Benefit:	0.00
TSEP Project:	Yes
Project Number:	FM6OT-2022-52198-22198
<hr/>	
Sub-recipient	WRAP
Project Title:	FY 2022 Public Information & Education and Youth Outreach Programs
Project Amount:	153,626.00
Project Description:	Education and outreach in Northern Virginia to adults and teens to prevent drinking and driving and underage drinking.
Match Amount:	38,406.50
Indirect Cost:	13,966.00
Local Benefit:	0.00
TSEP Project:	No
Project Number:	FM6OT-2022-52202-22202
<hr/>	
Sub-recipient	Substance Abuse Free Environment, Inc.
Project Title:	It's All Impaired Driving Phase III
Project Amount:	403,605.00
Project Description:	Locally focused media and other outreach to reduce impaired driving in Chesterfield.
Match Amount:	100,901.25

Indirect Cost:	35,295.00
Local Benefit:	0.00
TSEP Project:	No
Project Number:	FM6OT-2022-52223-22223
Sub-recipient	Radford City
Project Title:	Selective Enforcement - Alcohol
Project Amount:	8,000.00
Project Description:	Selective enforcement for alcohol-impaired driving.
Match Amount:	2,000.00
Indirect Cost:	0.00
Local Benefit:	0.00
TSEP Project:	Yes
Project Number:	FM6OT-2022-52228-22228
Sub-recipient	Coeburn Town
Project Title:	Selective Enforcement - Alcohol
Project Amount:	12,350.00
Project Description:	Selective enforcement for alcohol-impaired driving.
Match Amount:	3,087.50
Indirect Cost:	0.00
Local Benefit:	0.00
TSEP Project:	Yes
Project Number:	FM6OT-2022-52238-22238
Sub-recipient	University of Richmond
Project Title:	Selective Enforcement - Alcohol
Project Amount:	5,797.00
Project Description:	Selective enforcement for alcohol-impaired driving.
Match Amount:	1,449.25
Indirect Cost:	0.00
Local Benefit:	0.00
TSEP Project:	Yes
Project Number:	FM6OT-2022-52242-22242
Sub-recipient	Tazewell Town
Project Title:	Selective Enforcement - Alcohol
Project Amount:	7,100.00
Project Description:	Selective enforcement for alcohol-impaired driving.
Match Amount:	1,775.00
Indirect Cost:	0.00
Local Benefit:	0.00
TSEP Project:	Yes
Project Number:	FM6OT-2022-52247-22247
Sub-recipient	Richlands Town
Project Title:	Selective Enforcement - Alcohol

Project Amount:	13,900.00
Project Description:	Selective enforcement for alcohol-impaired driving.
Match Amount:	3,475.00
Indirect Cost:	0.00
Local Benefit:	0.00
TSEP Project:	Yes
Project Number:	FM6OT-2022-52256-22256
Sub-recipient	Blacksburg Town
Project Title:	Selective Enforcement - Alcohol
Project Amount:	15,840.00
Project Description:	Selective enforcement for alcohol-impaired driving.
Match Amount:	3,960.00
Indirect Cost:	0.00
Local Benefit:	0.00
TSEP Project:	Yes
Project Number:	FM6OT-2022-52257-22257
Sub-recipient	Smithfield Town
Project Title:	Selective Enforcement - Alcohol
Project Amount:	9,555.00
Project Description:	Selective enforcement for alcohol-impaired driving.
Match Amount:	2,388.75
Indirect Cost:	0.00
Local Benefit:	0.00
TSEP Project:	Yes
Project Number:	FM6OT-2022-52275-22275
Sub-recipient	King George County
Project Title:	Selective Enforcement - Alcohol
Project Amount:	8,700.00
Project Description:	Selective enforcement for alcohol-impaired driving.
Match Amount:	2,175.00
Indirect Cost:	0.00
Local Benefit:	0.00
TSEP Project:	Yes
Project Number:	FM6OT-2022-52289-22289
Sub-recipient	Poquoson City
Project Title:	Selective Enforcement - Alcohol
Project Amount:	6,025.00
Project Description:	Selective enforcement for alcohol-impaired driving.
Match Amount:	1,506.25
Indirect Cost:	0.00
Local Benefit:	0.00
TSEP Project:	Yes

Project Number:	FM6OT-2022-52298-22298
Sub-recipient	Virginia Dept of Motor Vehicles
Project Title:	Office of Chief Medical Examiner Data Collection and Submission
Project Amount:	375,538.00
Project Description:	Data collection – alcohol/drug.
Match Amount:	93,884.50
Indirect Cost:	0.00
Local Benefit:	0.00
TSEP Project:	No
Project Number:	FM6OT-2022-52303-22303
Sub-recipient	MADD
Project Title:	Community and Volunteer Engagement to End Impaired Driving
Project Amount:	766,075.00
Project Description:	Impaired driving alcohol focused education and community outreach.
Match Amount:	191,518.75
Indirect Cost:	22,898.00
Local Benefit:	0.00
TSEP Project:	No
Project Number:	FM6OT-2022-52306-22306
Sub-recipient	Galax City
Project Title:	Selective Enforcement - Alcohol
Project Amount:	10,580.00
Project Description:	Selective enforcement for alcohol-impaired driving.
Match Amount:	2,645.00
Indirect Cost:	0.00
Local Benefit:	0.00
TSEP Project:	Yes
Project Number:	FM6OT-2022-52316-22316
Sub-recipient	Culpeper County
Project Title:	Selective Enforcement - Alcohol
Project Amount:	16,100.00
Project Description:	Selective enforcement for alcohol-impaired driving.
Match Amount:	4,025.00
Indirect Cost:	0.00
Local Benefit:	0.00
TSEP Project:	Yes
Project Number:	FM6OT-2022-52327-22327
Sub-recipient	Virginia Polytechnic Institute
Project Title:	Selective Enforcement - Alcohol
Project Amount:	5,250.00
Project Description:	Selective enforcement for alcohol-impaired driving.
Match Amount:	1,312.50

Indirect Cost:	0.00
Local Benefit:	0.00
TSEP Project:	Yes
Project Number:	FM6OT-2022-52329-22329
Sub-recipient	Supreme Court of Va
Project Title:	Virginia Specialty Dockets Training to Reduce Impaired Driving
Project Amount:	197,525.00
Project Description:	Statewide training conference to improve outcomes with hardcore drinking drivers.
Match Amount:	49,381.25
Indirect Cost:	0.00
Local Benefit:	0.00
TSEP Project:	No
Project Number:	FM6OT-2022-52341-22341
Sub-recipient	Virginia Dept of Alcohol & Beverage Control Authority
Project Title:	Selective Enforcement - Alcohol
Project Amount:	109,500.00
Project Description:	Selective enforcement for alcohol-impaired driving.
Match Amount:	27,375.00
Indirect Cost:	0.00
Local Benefit:	0.00
TSEP Project:	Yes
Project Number:	FM6OT-2022-52343-22343
Sub-recipient	Lee County
Project Title:	Selective Enforcement - Alcohol
Project Amount:	12,267.00
Project Description:	Selective enforcement for alcohol-impaired driving.
Match Amount:	3,066.75
Indirect Cost:	0.00
Local Benefit:	0.00
TSEP Project:	Yes
Project Number:	FM6OT-2022-52359-22359
Sub-recipient	Virginia Dept of Motor Vehicles
Project Title:	Alcohol Paid Media
Project Amount:	624,225.00
Project Description:	(blank)
Match Amount:	156,056.25
Indirect Cost:	0.00
Local Benefit:	0.00
TSEP Project:	No
Project Number:	FM6OT-2022-52362-22362
Sub-recipient	Commonwealth Attorney's Services Council
Project Title:	CASC TSRP, Adv. DUI, DUID, DRE, Fatal Crash

Project Amount: **256,920.00**
 Project Description: TSRP, crash training for prosecutors and law enforcement/printing of DUI manual/Adv. DUI and DUID training/DRE training.
 Match Amount: **64,230.00**
 Indirect Cost: 0.00
 Local Benefit: **0.00**
 TSEP Project: No
 Project Number: **FM6OT-2022-52364-22364**

 Sub-recipient **Gate City Town**
 Project Title: Selective Enforcement - Alcohol
 Project Amount: **8,800.00**
 Project Description: Selective enforcement for alcohol-impaired driving.
 Match Amount: **2,200.00**
 Indirect Cost: 0.00
 Local Benefit: **0.00**
 TSEP Project: Yes
 Project Number: **FM6OT-2022-52365-22365**

 Sub-recipient **Virginia Department of Forensic Science (DFS)**
 Project Title: DFS Breath Alcohol Training Program
 Project Amount: **278,055.00**
 Project Description: Breath alcohol training, instructor retraining, staff forensic scientist.
 Match Amount: **69,513.75**
 Indirect Cost: 25,277.00
 Local Benefit: **0.00**
 TSEP Project: No
 Project Number: **FM6OT-2022-52367-22367**

 Sub-recipient **Virginia Department of Forensic Science (DFS)**
 Project Title: DFS Toxicology TREDIS Data Project
 Project Amount: **293,317.00**
 Project Description: Toxicology part-time and full-time positions.
 Match Amount: **73,329.25**
 Indirect Cost: 26,665.00
 Local Benefit: **0.00**
 TSEP Project: No
 Project Number: **FM6OT-2022-52375-22375**

 Sub-recipient **SADD Inc**
 Project Title: Addressing Mobility Safety in Young Adults: Virginia SADD
 Project Amount: **127,545.00**
 Project Description: Impaired driving focus to decrease impaired driving fatalities in college age group 18-24/alcohol focus.
 Match Amount: **31,886.25**
 Indirect Cost: 11,595.00
 Local Benefit: **0.00**

TSEP Project:	No
Project Number:	FM6OT-2022-52388-22388
Sub-recipient	Virginia Dept of Motor Vehicles
Project Title:	Drug Recognition Expert Program, Advanced Roadside Impaired Driving Enforcement
Project Amount:	200,000.00
Project Description:	DRE and ARIDE training.
Match Amount:	50,000.00
Indirect Cost:	0.00
Local Benefit:	0.00
TSEP Project:	No
Project Number:	FM6OT-2022-52389-22389
Sub-recipient	Virginia Dept of Motor Vehicles
Project Title:	Drug Impaired Driving Program Coordination
Project Amount:	30,849.00
Project Description:	Drug-impaired focus.
Match Amount:	7,712.25
Indirect Cost:	0.00
Local Benefit:	0.00
TSEP Project:	No
Project Number:	FM6OT-2022-52391-22391
Sub-recipient	Fairfax City
Project Title:	Selective Enforcement - Alcohol
Project Amount:	12,600.00
Project Description:	Selective enforcement for alcohol-impaired driving.
Match Amount:	3,150.00
Indirect Cost:	0.00
Local Benefit:	0.00
TSEP Project:	Yes
Project Number:	FM6OT-2022-52424-22424
Sub-recipient	Warren County
Project Title:	Selective Enforcement - Alcohol
Project Amount:	11,180.00
Project Description:	Selective enforcement for alcohol-impaired driving.
Match Amount:	2,795.00
Indirect Cost:	0.00
Local Benefit:	0.00
TSEP Project:	Yes

Speed-Related Program Area

There was a 16 percent increase in speed-related fatalities from 2019 to 2020 (349 vs.406). Eighty percent of the speed-related fatalities occurred on non-interstate roadways. Twenty percent occurred on interstate roadways. Thirty-five percent of the speed-related fatalities occurred in June/July/August. Thirty-five percent occurred on Saturday/Sunday and 34 percent occurred between the hours of 9pm and 3am. Thirty-seven percent of speed-related fatalities were also alcohol-related. Additionally, 32 percent of the driver fatalities in speed-related fatal crashes were between the ages of 21 and 35. Fairfax County/Chesterfield County, Virginia Beach City, Hampton City, and Newport News City were the top 4 jurisdictions for speed-related fatalities.

Note: The above data is from the Traffic Record Electronic Data System (TREDS).

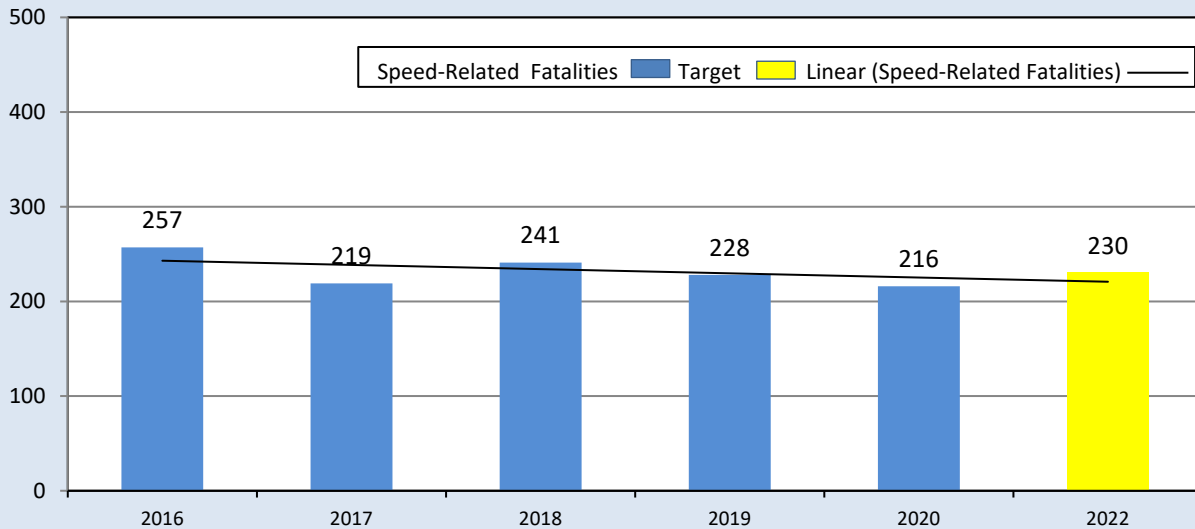
To address this area, overtime, selective enforcement efforts are focused on primary/secondary roadways. These high visibility efforts capitalize on attitudinal survey results, which show that drivers are more prone to speed on local roadways, to increase drivers' perception of risk for being ticketed for speeding on these high risk roads. Top jurisdictions for speeders: Fairfax County, Chesterfield County and Prince William County

Measure C-6: Reduce **speed-related** fatalities by 1 percent from 232 (2016-2020 rolling average) to 230 (2018 - 2022 rolling average) by 2022.

	Baseline Data					2022 Target
	2016	2017	2018	2019	2020	
Speed Related Fatalities (FARS)	257	219	241	228	216	230

Note: 2020 calendar year base data was used to calculate the 2022 target. 2020 is preliminary FARS data. *Beginning in 2016, Virginia has added the "Driver Speeding Contributes to Crash" field to capture the speeding-related fatality data that met the NHTSA/FARS requirements. Therefore, Virginia has used the 2016-2020 data from FARS to calculate our speed-related fatality target.

Speed-Related Fatalities and Targets



Justification: Virginia conducted trend analyses using annual data, 3-year and 5-year rolling averages. Virginia selected the 5-year rolling average linear trend line that projected a 1 percent reduction in speed-related fatalities as a more achievable target than the annual or the 3-year rolling average projections

Strategies

1. Conduct a minimum of 600 local high visibility speed selective enforcement mobilizations/patrols (CTW, Chapter 3, Section(s) 2.2, 2.3
2. Conduct a minimum of 875 focused, speed operations lead by Virginia State Police (CTW), Chapter 3, Section(s) 2.2, 2.3
3. Educate and change behavior of speeders and the overall driving population with proper messaging regarding the dangers of speed (CTW), Chapter 3, Section 4.1
4. Highway Safety Program Recruiter to recruit new and effective partners that will ensure our speed program is reaching to diverse communities and to ensure equity is at the forefront for the program as we work to decrease speed related fatalities. This will allow for bring new community partners to the table.

Speed Related Program Area: Budget Summary

Program Area	Project Focus	Budget	Funding Source
FSC	Speed Control	2,947,653.00	NHTSA 402
Total Funds		2,947,653.00	

SPEED CONTROL PROJECTS

Project Number: **FSC-2022-52004-22004**

Alleghany County
Sub-recipient
Project Title: Selective Enforcement - Speed
Project Amount: **7,200.00**
Project Description: Selective enforcement for speeding.
Match Amount: **1,800.00**
Indirect Cost: 0.00
Local Benefit: **7,200.00**
TSEP Project: Yes

Project Number: **FSC-2022-52008-22008**

Bedford County
Sub-recipient
Project Title: Selective Enforcement - Speed
Project Amount: **11,200.00**
Project Description: Selective enforcement for speeding.
Match Amount: **2,800.00**
Indirect Cost: 0.00
Local Benefit: **11,200.00**
TSEP Project: Yes

Project Number: **FSC-2022-52015-22015**

Scott County
Sub-recipient
Project Title: Selective Enforcement - Speed
Project Amount: **5,728.00**
Project Description: Selective enforcement for speeding.
Match Amount: **1,432.00**
Indirect Cost: 0.00
Local Benefit: **5,728.00**
TSEP Project: Yes

Project Number: **FSC-2022-52017-22017**

Marion Town
Sub-recipient
Project Title: Selective Enforcement - Speed
Project Amount: **14,236.00**
Project Description: Selective enforcement for speeding.
Match Amount: **3,559.00**
Indirect Cost: 0.00
Local Benefit: **14,236.00**
TSEP Project: Yes

Project Number: **FSC-2022-52020-22020**

Crewe Town
Sub-recipient
Project Title: Selective Enforcement - Speed
Project Amount: **6,800.00**
Project Description: Selective enforcement for speeding.

Match Amount:	1,700.00
Indirect Cost:	0.00
Local Benefit:	6,800.00
TSEP Project:	Yes
Project Number:	FSC-2022-52024-22024
Sub-recipient	Herndon Town
Project Title:	Selective Enforcement - Speed
Project Amount:	16,403.00
Project Description:	Selective enforcement for speeding.
Match Amount:	4,100.75
Indirect Cost:	0.00
Local Benefit:	16,403.00
TSEP Project:	Yes
Project Number:	FSC-2022-52026-22026
Sub-recipient	Henry County
Project Title:	Selective Enforcement - Speed
Project Amount:	17,831.00
Project Description:	Selective enforcement for speeding.
Match Amount:	4,457.75
Indirect Cost:	0.00
Local Benefit:	17,831.00
TSEP Project:	Yes
Project Number:	FSC-2022-52029-22029
Sub-recipient	Ocoquan Town
Project Title:	Selective Enforcement - Speed
Project Amount:	6,500.00
Project Description:	Selective enforcement for speeding.
Match Amount:	1,625.00
Indirect Cost:	0.00
Local Benefit:	6,500.00
TSEP Project:	Yes
Project Number:	FSC-2022-52030-22030
Sub-recipient	Martinsville City
Project Title:	Selective Enforcement - Speed
Project Amount:	5,600.00
Project Description:	Selective enforcement for speeding.
Match Amount:	1,400.00
Indirect Cost:	0.00
Local Benefit:	5,600.00
TSEP Project:	Yes
Project Number:	FSC-2022-52032-22032
Sub-recipient	Loudoun County

Project Title:	Selective Enforcement - Speed
Project Amount:	34,956.00
Project Description:	Selective enforcement for speeding.
Match Amount:	8,739.00
Indirect Cost:	0.00
Local Benefit:	34,956.00
TSEP Project:	Yes
Project Number:	FSC-2022-52036-22036
Sub-recipient	Hillsville Town
Project Title:	Selective Enforcement - Speed
Project Amount:	6,000.00
Project Description:	Selective enforcement for speeding.
Match Amount:	1,500.00
Indirect Cost:	0.00
Local Benefit:	6,000.00
TSEP Project:	Yes
Project Number:	FSC-2022-52040-22040
Sub-recipient	Dayton Town
Project Title:	Selective Enforcement - Speed
Project Amount:	4,000.00
Project Description:	Selective enforcement for speeding.
Match Amount:	1,000.00
Indirect Cost:	0.00
Local Benefit:	4,000.00
TSEP Project:	Yes
Project Number:	FSC-2022-52044-22044
Sub-recipient	Nottoway County
Project Title:	Selective Enforcement - Speed
Project Amount:	9,800.00
Project Description:	Selective enforcement for speeding.
Match Amount:	2,450.00
Indirect Cost:	0.00
Local Benefit:	9,800.00
TSEP Project:	Yes
Project Number:	FSC-2022-52045-22045
Sub-recipient	Williamsburg City
Project Title:	Selective Enforcement - Speed
Project Amount:	8,000.00
Project Description:	Selective enforcement for speeding.
Match Amount:	2,000.00
Indirect Cost:	0.00
Local Benefit:	8,000.00

TSEP Project:	Yes
Project Number:	FSC-2022-52050-22050
Sub-recipient	Vienna Town
Project Title:	Selective Enforcement - Speed
Project Amount:	17,700.00
Project Description:	Selective enforcement for speeding.
Match Amount:	4,425.00
Indirect Cost:	0.00
Local Benefit:	17,700.00
TSEP Project:	Yes
Project Number:	FSC-2022-52052-22052
Sub-recipient	Virginia Dept of State Police
Project Title:	Selective Enforcement - Speed
Project Amount:	600,000.00
Project Description:	Selective enforcement for speeding.
Match Amount:	150,000.00
Indirect Cost:	0.00
Local Benefit:	0.00
TSEP Project:	Yes
Project Number:	FSC-2022-52054-22054
Sub-recipient	Staunton City
Project Title:	Selective Enforcement - Speed
Project Amount:	12,552.00
Project Description:	Selective enforcement for speeding.
Match Amount:	3,138.00
Indirect Cost:	0.00
Local Benefit:	12,552.00
TSEP Project:	Yes
Project Number:	FSC-2022-52055-22055
Sub-recipient	Fauquier County
Project Title:	Selective Enforcement - Speed
Project Amount:	15,750.00
Project Description:	Selective enforcement for speeding.
Match Amount:	3,937.50
Indirect Cost:	0.00
Local Benefit:	15,750.00
TSEP Project:	Yes
Project Number:	FSC-2022-52056-22056
Sub-recipient	Clintwood Town
Project Title:	Selective Enforcement - Speed
Project Amount:	11,500.00
Project Description:	Selective enforcement for speeding.

Match Amount:	2,875.00
Indirect Cost:	0.00
Local Benefit:	11,500.00
TSEP Project:	Yes
Project Number:	FSC-2022-52060-22060
Sub-recipient	Westmoreland County
Project Title:	Selective Enforcement - Speed
Project Amount:	21,400.00
Project Description:	Selective enforcement for speeding.
Match Amount:	5,350.00
Indirect Cost:	0.00
Local Benefit:	21,400.00
TSEP Project:	Yes
Project Number:	FSC-2022-52062-22062
Sub-recipient	Chincoteague Town
Project Title:	Selective Enforcement - Speed
Project Amount:	13,754.00
Project Description:	Selective enforcement for speeding.
Match Amount:	3,438.50
Indirect Cost:	0.00
Local Benefit:	13,754.00
TSEP Project:	Yes
Project Number:	FSC-2022-52068-22068
Sub-recipient	Craig County
Project Title:	Selective Enforcement - Speed
Project Amount:	6,000.00
Project Description:	Selective enforcement for speeding.
Match Amount:	1,500.00
Indirect Cost:	0.00
Local Benefit:	6,000.00
TSEP Project:	Yes
Project Number:	FSC-2022-52069-22069
Sub-recipient	Prince William County
Project Title:	Selective Enforcement - Speed
Project Amount:	80,196.00
Project Description:	Selective enforcement for speeding.
Match Amount:	20,049.00
Indirect Cost:	0.00
Local Benefit:	80,196.00
TSEP Project:	Yes
Project Number:	FSC-2022-52073-22073
Sub-recipient	Floyd County

Project Title: Selective Enforcement - Speed
Project Amount: **8,850.00**
Project Description: Selective enforcement for speeding.
Match Amount: **2,212.50**
Indirect Cost: 0.00
Local Benefit: **8,850.00**
TSEP Project: Yes
Project Number: **FSC-2022-52076-22076**

Sub-recipient **Clarke County**
Project Title: Selective Enforcement - Speed
Project Amount: **7,200.00**
Project Description: Selective enforcement for speeding.
Match Amount: **1,800.00**
Indirect Cost: 0.00
Local Benefit: **7,200.00**
TSEP Project: Yes
Project Number: **FSC-2022-52078-22078**

Sub-recipient **Pearisburg Town**
Project Title: Selective Enforcement - Speed
Project Amount: **18,944.00**
Project Description: Selective enforcement for speeding.
Match Amount: **4,736.00**
Indirect Cost: 0.00
Local Benefit: **18,944.00**
TSEP Project: Yes
Project Number: **FSC-2022-52081-22081**

Sub-recipient **Northumberland County**
Project Title: Selective Enforcement - Speed
Project Amount: **10,500.00**
Project Description: Selective enforcement for speeding.
Match Amount: **2,625.00**
Indirect Cost: 0.00
Local Benefit: **10,500.00**
TSEP Project: Yes
Project Number: **FSC-2022-52083-22083**

Sub-recipient **Spotsylvania County**
Project Title: Selective Enforcement - Speed
Project Amount: **77,500.00**
Project Description: Selective enforcement for speeding.
Match Amount: **19,375.00**
Indirect Cost: 0.00
Local Benefit: **77,500.00**

TSEP Project:	Yes
Project Number:	FSC-2022-52085-22085
Sub-recipient	Bedford Town
Project Title:	Selective Enforcement - Speed
Project Amount:	7,000.00
Project Description:	Selective enforcement for speeding.
Match Amount:	1,750.00
Indirect Cost:	0.00
Local Benefit:	7,000.00
TSEP Project:	Yes
Project Number:	FSC-2022-52089-22089
Sub-recipient	Berryville Town
Project Title:	Selective Enforcement - Speed
Project Amount:	3,700.00
Project Description:	Selective enforcement for speeding.
Match Amount:	925.00
Indirect Cost:	0.00
Local Benefit:	3,700.00
TSEP Project:	Yes
Project Number:	FSC-2022-52091-22091
Sub-recipient	Chesapeake City
Project Title:	Selective Enforcement - Speed
Project Amount:	7,000.00
Project Description:	Selective enforcement for speeding.
Match Amount:	1,750.00
Indirect Cost:	0.00
Local Benefit:	7,000.00
TSEP Project:	Yes
Project Number:	FSC-2022-52095-22095
Sub-recipient	Grayson County
Project Title:	Selective Enforcement - Speed
Project Amount:	4,862.00
Project Description:	Selective enforcement for speeding.
Match Amount:	1,215.50
Indirect Cost:	0.00
Local Benefit:	4,862.00
TSEP Project:	Yes
Project Number:	FSC-2022-52099-22099
Sub-recipient	Halifax Town
Project Title:	Selective Enforcement - Speed
Project Amount:	12,000.00
Project Description:	Selective enforcement for speeding.

Match Amount:	3,000.00
Indirect Cost:	0.00
Local Benefit:	12,000.00
TSEP Project:	Yes
Project Number:	FSC-2022-52102-22102
Sub-recipient	Onley Town
Project Title:	Selective Enforcement - Speed
Project Amount:	7,200.00
Project Description:	Selective enforcement for speeding.
Match Amount:	1,800.00
Indirect Cost:	0.00
Local Benefit:	7,200.00
TSEP Project:	Yes
Project Number:	FSC-2022-52105-22105
Sub-recipient	Smyth County
Project Title:	Selective Enforcement - Speed
Project Amount:	4,800.00
Project Description:	Selective enforcement for speeding.
Match Amount:	1,200.00
Indirect Cost:	0.00
Local Benefit:	4,800.00
TSEP Project:	Yes
Project Number:	FSC-2022-52106-22106
Sub-recipient	Front Royal Town
Project Title:	Selective Enforcement - Speed
Project Amount:	15,179.00
Project Description:	Selective enforcement for speeding.
Match Amount:	3,794.75
Indirect Cost:	0.00
Local Benefit:	15,179.00
TSEP Project:	Yes
Project Number:	FSC-2022-52108-22108
Sub-recipient	Lynchburg City
Project Title:	Selective Enforcement - Speed
Project Amount:	17,500.00
Project Description:	Selective enforcement for speeding.
Match Amount:	4,375.00
Indirect Cost:	0.00
Local Benefit:	17,500.00
TSEP Project:	Yes
Project Number:	FSC-2022-52116-22116
Sub-recipient	Virginia Beach City

Project Title: Selective Enforcement - Speed
Project Amount: **77,503.00**
Project Description: Selective enforcement for speeding.
Match Amount: **19,375.75**
Indirect Cost: 0.00
Local Benefit: **77,503.00**
TSEP Project: Yes
Project Number: **FSC-2022-52120-22120**

Sub-recipient **Chilhowie Town**
Project Title: Selective Enforcement - Speed
Project Amount: **20,600.00**
Project Description: Selective enforcement for speeding.
Match Amount: **5,150.00**
Indirect Cost: 0.00
Local Benefit: **20,600.00**
TSEP Project: Yes
Project Number: **FSC-2022-52128-22128**

Sub-recipient **Prince Edward County**
Project Title: Selective Enforcement - Speed
Project Amount: **10,854.00**
Project Description: Selective enforcement for speeding.
Match Amount: **2,713.50**
Indirect Cost: 0.00
Local Benefit: **10,854.00**
TSEP Project: Yes
Project Number: **FSC-2022-52131-22131**

Sub-recipient **Franklin County**
Project Title: Selective Enforcement - Speed
Project Amount: **12,250.00**
Project Description: Selective enforcement for speeding.
Match Amount: **3,062.50**
Indirect Cost: 0.00
Local Benefit: **12,250.00**
TSEP Project: Yes
Project Number: **FSC-2022-52136-22136**

Sub-recipient **York County**
Project Title: Selective Enforcement - Speed
Project Amount: **22,335.00**
Project Description: Selective enforcement for speeding.
Match Amount: **5,583.75**
Indirect Cost: 0.00
Local Benefit: **22,335.00**

TSEP Project:	Yes
Project Number:	FSC-2022-52139-22139
Sub-recipient	Louisa Town
Project Title:	Selective Enforcement - Speed
Project Amount:	5,675.00
Project Description:	Selective enforcement for speeding.
Match Amount:	1,418.75
Indirect Cost:	0.00
Local Benefit:	5,675.00
TSEP Project:	Yes
Project Number:	FSC-2022-52141-22141
Sub-recipient	Fredericksburg City
Project Title:	Selective Enforcement - Speed
Project Amount:	16,800.00
Project Description:	Selective enforcement for speeding.
Match Amount:	4,200.00
Indirect Cost:	0.00
Local Benefit:	16,800.00
TSEP Project:	Yes
Project Number:	FSC-2022-52144-22144
Sub-recipient	Roanoke City
Project Title:	Selective Enforcement - Speed
Project Amount:	27,560.00
Project Description:	Selective enforcement for speeding.
Match Amount:	6,890.00
Indirect Cost:	0.00
Local Benefit:	27,560.00
TSEP Project:	Yes
Project Number:	FSC-2022-52145-22145
Sub-recipient	Montgomery County
Project Title:	Selective Enforcement - Speed
Project Amount:	9,900.00
Project Description:	Selective enforcement for speeding.
Match Amount:	2,475.00
Indirect Cost:	0.00
Local Benefit:	9,900.00
TSEP Project:	Yes
Project Number:	FSC-2022-52150-22150
Sub-recipient	Surry County
Project Title:	Selective Enforcement - Speed
Project Amount:	13,348.00
Project Description:	Selective enforcement for speeding.

Match Amount:	3,337.00
Indirect Cost:	0.00
Local Benefit:	13,348.00
TSEP Project:	Yes
Project Number:	FSC-2022-52151-22151
Sub-recipient	Greene County
Project Title:	Selective Enforcement - Speed
Project Amount:	4,100.00
Project Description:	Selective enforcement for speeding.
Match Amount:	1,025.00
Indirect Cost:	0.00
Local Benefit:	4,100.00
TSEP Project:	Yes
Project Number:	FSC-2022-52152-22152
Sub-recipient	Norfolk City
Project Title:	Selective Enforcement - Speed
Project Amount:	46,898.00
Project Description:	Selective enforcement for speeding.
Match Amount:	11,724.50
Indirect Cost:	0.00
Local Benefit:	46,898.00
TSEP Project:	Yes
Project Number:	FSC-2022-52155-22155
Sub-recipient	Campbell County
Project Title:	Selective Enforcement - Speed
Project Amount:	21,802.00
Project Description:	Selective enforcement for speeding.
Match Amount:	5,450.50
Indirect Cost:	0.00
Local Benefit:	21,802.00
TSEP Project:	Yes
Project Number:	FSC-2022-52156-22156
Sub-recipient	Rockbridge County
Project Title:	Selective Enforcement - Speed
Project Amount:	7,000.00
Project Description:	Selective enforcement for speeding.
Match Amount:	1,750.00
Indirect Cost:	0.00
Local Benefit:	7,000.00
TSEP Project:	Yes
Project Number:	FSC-2022-52161-22161
Sub-recipient	Henrico County

Project Title:	Selective Enforcement - Speed
Project Amount:	65,162.00
Project Description:	Selective enforcement for speeding.
Match Amount:	16,290.50
Indirect Cost:	0.00
Local Benefit:	65,162.00
TSEP Project:	Yes
Project Number:	FSC-2022-52162-22162
Sub-recipient	Timberville Town
Project Title:	Selective Enforcement - Speed
Project Amount:	3,500.00
Project Description:	Selective enforcement for speeding.
Match Amount:	875.00
Indirect Cost:	0.00
Local Benefit:	3,500.00
TSEP Project:	Yes
Project Number:	FSC-2022-52165-22165
Sub-recipient	Wythe County
Project Title:	Selective Enforcement - Speed
Project Amount:	35,000.00
Project Description:	Selective enforcement for speeding.
Match Amount:	8,750.00
Indirect Cost:	0.00
Local Benefit:	35,000.00
TSEP Project:	Yes
Project Number:	FSC-2022-52172-22172
Sub-recipient	Powhatan County
Project Title:	Selective Enforcement - Speed
Project Amount:	33,588.00
Project Description:	Selective enforcement for speeding.
Match Amount:	8,397.00
Indirect Cost:	0.00
Local Benefit:	33,588.00
TSEP Project:	Yes
Project Number:	FSC-2022-52174-22174
Sub-recipient	Richmond City
Project Title:	Selective Enforcement - Speed
Project Amount:	70,693.00
Project Description:	Selective enforcement for speeding.
Match Amount:	17,673.25
Indirect Cost:	0.00
Local Benefit:	70,693.00

TSEP Project:	Yes
Project Number:	FSC-2022-52179-22179
Sub-recipient	Mathews County
Project Title:	Selective Enforcement - Speed
Project Amount:	7,200.00
Project Description:	Selective enforcement for speeding.
Match Amount:	1,800.00
Indirect Cost:	0.00
Local Benefit:	7,200.00
TSEP Project:	Yes
Project Number:	FSC-2022-52180-22180
Sub-recipient	Alexandria City
Project Title:	Selective Enforcement - Speed
Project Amount:	16,800.00
Project Description:	Selective enforcement for speeding.
Match Amount:	4,200.00
Indirect Cost:	0.00
Local Benefit:	16,800.00
TSEP Project:	Yes
Project Number:	FSC-2022-52185-22185
Sub-recipient	Manassas Park City
Project Title:	Selective Enforcement - Speed
Project Amount:	31,491.00
Project Description:	Selective enforcement for speeding.
Match Amount:	7,872.75
Indirect Cost:	0.00
Local Benefit:	31,491.00
TSEP Project:	Yes
Project Number:	FSC-2022-52187-22187
Sub-recipient	Exmore Town
Project Title:	Selective Enforcement - Speed
Project Amount:	13,300.00
Project Description:	Selective enforcement for speeding.
Match Amount:	3,325.00
Indirect Cost:	0.00
Local Benefit:	13,300.00
TSEP Project:	Yes
Project Number:	FSC-2022-52190-22190
Sub-recipient	Salem City
Project Title:	Selective Enforcement - Speed
Project Amount:	13,650.00
Project Description:	Selective enforcement for speeding.

Match Amount:	3,412.50
Indirect Cost:	0.00
Local Benefit:	13,650.00
TSEP Project:	Yes
Project Number:	FSC-2022-52194-22194
Sub-recipient	Scottsville Town
Project Title:	Selective Enforcement - Speed
Project Amount:	5,300.00
Project Description:	Selective enforcement for speeding.
Match Amount:	1,325.00
Indirect Cost:	0.00
Local Benefit:	5,300.00
TSEP Project:	Yes
Project Number:	FSC-2022-52197-22197
Sub-recipient	Virginia Commonwealth University
Project Title:	Selective Enforcement - Speed
Project Amount:	8,525.00
Project Description:	Selective enforcement for speeding.
Match Amount:	2,131.25
Indirect Cost:	0.00
Local Benefit:	0.00
TSEP Project:	Yes
Project Number:	FSC-2022-52200-22200
Sub-recipient	Arlington County
Project Title:	Selective Enforcement - Speed
Project Amount:	28,694.00
Project Description:	Selective enforcement for speeding.
Match Amount:	7,173.50
Indirect Cost:	0.00
Local Benefit:	28,694.00
TSEP Project:	Yes
Project Number:	FSC-2022-52207-22207
Sub-recipient	Dublin Town
Project Title:	Selective Enforcement - Speed
Project Amount:	9,222.00
Project Description:	Selective enforcement for speeding.
Match Amount:	2,305.50
Indirect Cost:	0.00
Local Benefit:	9,222.00
TSEP Project:	Yes
Project Number:	FSC-2022-52209-22209
Sub-recipient	Patrick County

Project Title: Selective Enforcement - Speed
Project Amount: **9,380.00**
Project Description: Selective enforcement for speeding.
Match Amount: **2,345.00**
Indirect Cost: 0.00
Local Benefit: **9,380.00**
TSEP Project: Yes
Project Number: **FSC-2022-52210-22210**

Sub-recipient **Hopewell City**
Project Title: Selective Enforcement - Speed
Project Amount: **11,004.00**
Project Description: Selective enforcement for speeding.
Match Amount: **2,751.00**
Indirect Cost: 0.00
Local Benefit: **11,004.00**
TSEP Project: Yes
Project Number: **FSC-2022-52216-22216**

Sub-recipient **Stafford County**
Project Title: Selective Enforcement - Speed
Project Amount: **14,400.00**
Project Description: Selective enforcement for speeding.
Match Amount: **3,600.00**
Indirect Cost: 0.00
Local Benefit: **14,400.00**
TSEP Project: Yes
Project Number: **FSC-2022-52217-22217**

Sub-recipient **Frederick County**
Project Title: Selective Enforcement - Speed
Project Amount: **18,830.00**
Project Description: Selective enforcement for speeding.
Match Amount: **4,707.50**
Indirect Cost: 0.00
Local Benefit: **18,830.00**
TSEP Project: Yes
Project Number: **FSC-2022-52218-22218**

Sub-recipient **Prince George County**
Project Title: Selective Enforcement - Speed
Project Amount: **9,880.00**
Project Description: Selective enforcement for speeding.
Match Amount: **2,470.00**
Indirect Cost: 0.00
Local Benefit: **9,880.00**

TSEP Project:	Yes
Project Number:	FSC-2022-52221-22221
Sub-recipient	Gloucester County
Project Title:	Selective Enforcement - Speed
Project Amount:	6,975.00
Project Description:	Selective enforcement for speeding.
Match Amount:	1,743.75
Indirect Cost:	0.00
Local Benefit:	6,975.00
TSEP Project:	Yes
Project Number:	FSC-2022-52224-22224
Sub-recipient	Middletown Town
Project Title:	Selective Enforcement - Speed
Project Amount:	4,000.00
Project Description:	Selective enforcement for speeding.
Match Amount:	1,000.00
Indirect Cost:	0.00
Local Benefit:	4,000.00
TSEP Project:	Yes
Project Number:	FSC-2022-52229-22229
Sub-recipient	Boykins Town
Project Title:	Selective Enforcement - Speed
Project Amount:	7,565.00
Project Description:	Selective enforcement for speeding.
Match Amount:	1,891.25
Indirect Cost:	0.00
Local Benefit:	7,565.00
TSEP Project:	Yes
Project Number:	FSC-2022-52231-22231
Sub-recipient	Chesterfield County
Project Title:	Selective Enforcement - Speed
Project Amount:	136,800.00
Project Description:	Selective enforcement for speeding.
Match Amount:	34,200.00
Indirect Cost:	0.00
Local Benefit:	136,800.00
TSEP Project:	Yes
Project Number:	FSC-2022-52234-22234
Sub-recipient	Fairfax County
Project Title:	Selective Enforcement - Speed
Project Amount:	50,400.00
Project Description:	Selective enforcement for speeding.

Match Amount:	12,600.00
Indirect Cost:	0.00
Local Benefit:	50,400.00
TSEP Project:	Yes
Project Number:	FSC-2022-52236-22236
Sub-recipient	Richmond County
Project Title:	Selective Enforcement - Speed
Project Amount:	9,000.00
Project Description:	Selective enforcement for speeding.
Match Amount:	2,250.00
Indirect Cost:	0.00
Local Benefit:	9,000.00
TSEP Project:	Yes
Project Number:	FSC-2022-52240-22240
Sub-recipient	Blackstone Town
Project Title:	Selective Enforcement - Speed
Project Amount:	8,293.00
Project Description:	Selective enforcement for speeding.
Match Amount:	2,073.25
Indirect Cost:	0.00
Local Benefit:	8,293.00
TSEP Project:	Yes
Project Number:	FSC-2022-52244-22244
Sub-recipient	New Kent County
Project Title:	Selective Enforcement - Speed
Project Amount:	18,000.00
Project Description:	Selective enforcement for speeding.
Match Amount:	4,500.00
Indirect Cost:	0.00
Local Benefit:	18,000.00
TSEP Project:	Yes
Project Number:	FSC-2022-52246-22246
Sub-recipient	Pembroke Town
Project Title:	Selective Enforcement - Speed
Project Amount:	10,800.00
Project Description:	Selective enforcement for speeding.
Match Amount:	2,700.00
Indirect Cost:	0.00
Local Benefit:	10,800.00
TSEP Project:	Yes
Project Number:	FSC-2022-52248-22248
Sub-recipient	Manassas City

Project Title: Selective Enforcement - Speed
Project Amount: **11,236.00**
Project Description: Selective enforcement for speeding.
Match Amount: **2,809.00**
Indirect Cost: 0.00
Local Benefit: **11,236.00**
TSEP Project: Yes
Project Number: **FSC-2022-52249-22249**

Sub-recipient **Tazewell Town**
Project Title: Selective Enforcement - Speed
Project Amount: **5,000.00**
Project Description: Selective enforcement for speeding.
Match Amount: **1,250.00**
Indirect Cost: 0.00
Local Benefit: **5,000.00**
TSEP Project: Yes
Project Number: **FSC-2022-52250-22250**

Sub-recipient **Blacksburg Town**
Project Title: Selective Enforcement - Speed
Project Amount: **12,960.00**
Project Description: Selective enforcement for speeding.
Match Amount: **3,240.00**
Indirect Cost: 0.00
Local Benefit: **12,960.00**
TSEP Project: Yes
Project Number: **FSC-2022-52251-22251**

Sub-recipient **Pulaski County**
Project Title: Selective Enforcement - Speed
Project Amount: **20,144.00**
Project Description: Selective enforcement for speeding.
Match Amount: **5,036.00**
Indirect Cost: 0.00
Local Benefit: **20,144.00**
TSEP Project: Yes
Project Number: **FSC-2022-52253-22253**

Sub-recipient **Lebanon Town**
Project Title: Selective Enforcement - Speed
Project Amount: **8,622.00**
Project Description: Selective enforcement for speeding.
Match Amount: **2,155.50**
Indirect Cost: 0.00
Local Benefit: **8,622.00**

TSEP Project:	Yes
Project Number:	FSC-2022-52262-22262
Sub-recipient	Vinton Town
Project Title:	Selective Enforcement - Speed
Project Amount:	18,672.00
Project Description:	Selective enforcement for speeding.
Match Amount:	4,668.00
Indirect Cost:	0.00
Local Benefit:	18,672.00
TSEP Project:	Yes
Project Number:	FSC-2022-52265-22265
Sub-recipient	Tazewell County
Project Title:	Selective Enforcement - Speed
Project Amount:	14,000.00
Project Description:	Selective enforcement for speeding.
Match Amount:	3,500.00
Indirect Cost:	0.00
Local Benefit:	14,000.00
TSEP Project:	Yes
Project Number:	FSC-2022-52267-22267
Sub-recipient	Chesapeake Bay Bridge Tunnel
Project Title:	Selective Enforcement - Speed
Project Amount:	7,884.00
Project Description:	Selective enforcement for speeding.
Match Amount:	1,971.00
Indirect Cost:	0.00
Local Benefit:	7,884.00
TSEP Project:	Yes
Project Number:	FSC-2022-52269-22269
Sub-recipient	Rappahannock County
Project Title:	Selective Enforcement - Speed
Project Amount:	7,000.00
Project Description:	Selective enforcement for speeding.
Match Amount:	1,750.00
Indirect Cost:	0.00
Local Benefit:	7,000.00
TSEP Project:	Yes
Project Number:	FSC-2022-52270-22270
Sub-recipient	King William County
Project Title:	Selective Enforcement - Speed
Project Amount:	6,300.00
Project Description:	Selective enforcement for speeding.

Match Amount:	1,575.00
Indirect Cost:	0.00
Local Benefit:	6,300.00
TSEP Project:	Yes
Project Number:	FSC-2022-52274-22274
Sub-recipient	Danville City
Project Title:	Selective Enforcement - Speed
Project Amount:	9,100.00
Project Description:	Selective enforcement for speeding.
Match Amount:	2,275.00
Indirect Cost:	0.00
Local Benefit:	9,100.00
TSEP Project:	Yes
Project Number:	FSC-2022-52278-22278
Sub-recipient	Narrows Town
Project Title:	Selective Enforcement - Speed
Project Amount:	11,375.00
Project Description:	Selective enforcement for speeding.
Match Amount:	2,843.75
Indirect Cost:	0.00
Local Benefit:	11,375.00
TSEP Project:	Yes
Project Number:	FSC-2022-52279-22279
Sub-recipient	King George County
Project Title:	Selective Enforcement - Speed
Project Amount:	17,780.00
Project Description:	Selective enforcement for speeding.
Match Amount:	4,445.00
Indirect Cost:	0.00
Local Benefit:	17,780.00
TSEP Project:	Yes
Project Number:	FSC-2022-52288-22288
Sub-recipient	Tappahannock Town
Project Title:	Selective Enforcement - Speed
Project Amount:	3,750.00
Project Description:	Selective enforcement for speeding.
Match Amount:	937.50
Indirect Cost:	0.00
Local Benefit:	3,750.00
TSEP Project:	Yes
Project Number:	FSC-2022-52292-22292
Sub-recipient	Portsmouth City

Project Title: Selective Enforcement - Speed
Project Amount: **22,319.00**
Project Description: Selective enforcement for speeding.
Match Amount: **5,579.75**
Indirect Cost: 0.00
Local Benefit: **22,319.00**
TSEP Project: Yes
Project Number: **FSC-2022-52293-22293**

Sub-recipient **Smithfield Town**
Project Title: Selective Enforcement - Speed
Project Amount: **11,236.00**
Project Description: Selective enforcement for speeding.
Match Amount: **2,809.00**
Indirect Cost: 0.00
Local Benefit: **11,236.00**
TSEP Project: Yes
Project Number: **FSC-2022-52295-22295**

Sub-recipient **Buckingham County**
Project Title: Selective Enforcement - Speed
Project Amount: **24,159.00**
Project Description: Selective enforcement for speeding.
Match Amount: **6,039.75**
Indirect Cost: 0.00
Local Benefit: **24,159.00**
TSEP Project: Yes
Project Number: **FSC-2022-52300-22300**

Sub-recipient **Roanoke County**
Project Title: Selective Enforcement - Speed
Project Amount: **38,650.00**
Project Description: Selective enforcement for speeding.
Match Amount: **9,662.50**
Indirect Cost: 0.00
Local Benefit: **38,650.00**
TSEP Project: Yes
Project Number: **FSC-2022-52302-22302**

Sub-recipient **Botetourt County**
Project Title: Selective Enforcement - Speed
Project Amount: **17,042.00**
Project Description: Selective enforcement for speeding.
Match Amount: **4,260.50**
Indirect Cost: 0.00
Local Benefit: **17,042.00**

TSEP Project:	Yes
Project Number:	FSC-2022-52304-22304
Sub-recipient	Hanover County
Project Title:	Selective Enforcement - Speed
Project Amount:	21,170.00
Project Description:	Selective enforcement for speeding.
Match Amount:	5,292.50
Indirect Cost:	0.00
Local Benefit:	21,170.00
TSEP Project:	Yes
Project Number:	FSC-2022-52308-22308
Sub-recipient	Farmville Town
Project Title:	Selective Enforcement - Speed
Project Amount:	16,664.00
Project Description:	Selective enforcement for speeding.
Match Amount:	4,166.00
Indirect Cost:	0.00
Local Benefit:	16,664.00
TSEP Project:	Yes
Project Number:	FSC-2022-52312-22312
Sub-recipient	Harrisonburg City
Project Title:	Selective Enforcement - Speed
Project Amount:	9,875.00
Project Description:	Selective enforcement for speeding.
Match Amount:	2,468.75
Indirect Cost:	0.00
Local Benefit:	9,875.00
TSEP Project:	Yes
Project Number:	FSC-2022-52314-22314
Sub-recipient	Abingdon Town
Project Title:	Selective Enforcement - Speed
Project Amount:	14,300.00
Project Description:	Selective enforcement for speeding.
Match Amount:	3,575.00
Indirect Cost:	0.00
Local Benefit:	14,300.00
TSEP Project:	Yes
Project Number:	FSC-2022-52317-22317
Sub-recipient	Radford City
Project Title:	Selective Enforcement - Speed
Project Amount:	6,750.00
Project Description:	Selective enforcement for speeding.

Match Amount:	1,687.50
Indirect Cost:	0.00
Local Benefit:	6,750.00
TSEP Project:	Yes
Project Number:	FSC-2022-52318-22318
Sub-recipient	Culpeper County
Project Title:	Selective Enforcement - Speed
Project Amount:	21,352.00
Project Description:	Selective enforcement for speeding.
Match Amount:	5,338.00
Indirect Cost:	0.00
Local Benefit:	21,352.00
TSEP Project:	Yes
Project Number:	FSC-2022-52319-22319
Sub-recipient	Hampton City
Project Title:	Selective Enforcement - Speed
Project Amount:	50,630.00
Project Description:	Selective enforcement for speeding.
Match Amount:	12,657.50
Indirect Cost:	0.00
Local Benefit:	50,630.00
TSEP Project:	Yes
Project Number:	FSC-2022-52320-22320
Sub-recipient	Suffolk City
Project Title:	Selective Enforcement - Speed
Project Amount:	11,982.00
Project Description:	Selective enforcement for speeding.
Match Amount:	2,995.50
Indirect Cost:	0.00
Local Benefit:	11,982.00
TSEP Project:	Yes
Project Number:	FSC-2022-52324-22324
Sub-recipient	Goochland County
Project Title:	Selective Enforcement - Speed
Project Amount:	16,752.00
Project Description:	Selective enforcement for speeding.
Match Amount:	4,188.00
Indirect Cost:	0.00
Local Benefit:	16,752.00
TSEP Project:	Yes
Project Number:	FSC-2022-52330-22330
Sub-recipient	Giles County

Project Title: Selective Enforcement - Speed
Project Amount: **8,250.00**
Project Description: Selective enforcement for speeding.
Match Amount: **2,062.50**
Indirect Cost: 0.00
Local Benefit: **8,250.00**
TSEP Project: Yes
Project Number: **FSC-2022-52333-22333**

Sub-recipient **Grundy Town**
Project Title: Selective Enforcement - Speed
Project Amount: **6,300.00**
Project Description: Selective enforcement for speeding.
Match Amount: **1,575.00**
Indirect Cost: 0.00
Local Benefit: **6,300.00**
TSEP Project: Yes
Project Number: **FSC-2022-52336-22336**

Sub-recipient **Amherst County**
Project Title: Selective Enforcement - Speed
Project Amount: **23,023.00**
Project Description: Selective enforcement for speeding.
Match Amount: **5,755.75**
Indirect Cost: 0.00
Local Benefit: **23,023.00**
TSEP Project: Yes
Project Number: **FSC-2022-52344-22344**

Sub-recipient **King and Queen County**
Project Title: Selective Enforcement - Speed
Project Amount: **12,250.00**
Project Description: Selective enforcement for speeding.
Match Amount: **3,062.50**
Indirect Cost: 0.00
Local Benefit: **12,250.00**
TSEP Project: Yes
Project Number: **FSC-2022-52346-22346**

Sub-recipient **Augusta County**
Project Title: Selective Enforcement - Speed
Project Amount: **15,443.00**
Project Description: Selective enforcement for speeding.
Match Amount: **3,860.75**
Indirect Cost: 0.00
Local Benefit: **15,443.00**

TSEP Project:	Yes
Project Number:	FSC-2022-52349-22349
Sub-recipient	Christiansburg Town
Project Title:	Selective Enforcement - Speed
Project Amount:	10,038.00
Project Description:	Selective enforcement for speeding.
Match Amount:	2,509.50
Indirect Cost:	0.00
Local Benefit:	10,038.00
TSEP Project:	Yes
Project Number:	FSC-2022-52350-22350
Sub-recipient	Arlington County
Project Title:	Selective Enforcement - Speed
Project Amount:	5,130.00
Project Description:	Selective enforcement for speeding.
Match Amount:	1,282.50
Indirect Cost:	0.00
Local Benefit:	5,130.00
TSEP Project:	Yes
Project Number:	FSC-2022-52354-22354
Sub-recipient	Weber City Town
Project Title:	Selective Enforcement - Speed
Project Amount:	7,300.00
Project Description:	Selective enforcement for speeding.
Match Amount:	1,825.00
Indirect Cost:	0.00
Local Benefit:	7,300.00
TSEP Project:	Yes
Project Number:	FSC-2022-52358-22358
Sub-recipient	Coeburn Town
Project Title:	Selective Enforcement - Speed
Project Amount:	8,244.00
Project Description:	Selective enforcement for speeding.
Match Amount:	2,061.00
Indirect Cost:	0.00
Local Benefit:	8,244.00
TSEP Project:	Yes
Project Number:	FSC-2022-52363-22363
Sub-recipient	Lancaster County
Project Title:	Selective Enforcement - Speed
Project Amount:	8,300.00
Project Description:	Selective enforcement for speeding.

Match Amount:	2,075.00
Indirect Cost:	0.00
Local Benefit:	8,300.00
TSEP Project:	Yes
Project Number:	FSC-2022-52366-22366
Sub-recipient	Gate City Town
Project Title:	Selective Enforcement - Speed
Project Amount:	3,000.00
Project Description:	Selective enforcement for speeding.
Match Amount:	750.00
Indirect Cost:	0.00
Local Benefit:	3,000.00
TSEP Project:	Yes
Project Number:	FSC-2022-52369-22369
Sub-recipient	James City County
Project Title:	Selective Enforcement - Speed
Project Amount:	29,866.00
Project Description:	Selective enforcement for speeding.
Match Amount:	7,466.50
Indirect Cost:	0.00
Local Benefit:	29,866.00
TSEP Project:	Yes
Project Number:	FSC-2022-52370-22370
Sub-recipient	Falls Church City
Project Title:	Selective Enforcement - Speed
Project Amount:	10,080.00
Project Description:	Selective enforcement for speeding.
Match Amount:	2,520.00
Indirect Cost:	0.00
Local Benefit:	10,080.00
TSEP Project:	Yes
Project Number:	FSC-2022-52374-22374
Sub-recipient	Isle of Wight County
Project Title:	Selective Enforcement - Speed
Project Amount:	5,448.00
Project Description:	Selective enforcement for speeding.
Match Amount:	1,362.00
Indirect Cost:	0.00
Local Benefit:	5,448.00
TSEP Project:	Yes
Project Number:	FSC-2022-52378-22378
Sub-recipient	Charles City County

Project Title: Selective Enforcement - Speed
Project Amount: **13,650.00**
Project Description: Selective enforcement for speeding.
Match Amount: **3,412.50**
Indirect Cost: 0.00
Local Benefit: **13,650.00**
TSEP Project: Yes
Project Number: **FSC-2022-52381-22381**

Sub-recipient **Chase City Town**
Project Title: Selective Enforcement - Speed
Project Amount: **7,742.00**
Project Description: Selective enforcement for speeding.
Match Amount: **1,935.50**
Indirect Cost: 0.00
Local Benefit: **7,742.00**
TSEP Project: Yes
Project Number: **FSC-2022-52383-22383**

Sub-recipient **Galax City**
Project Title: Selective Enforcement - Speed
Project Amount: **7,200.00**
Project Description: Selective enforcement for speeding.
Match Amount: **1,800.00**
Indirect Cost: 0.00
Local Benefit: **7,200.00**
TSEP Project: Yes
Project Number: **FSC-2022-52386-22386**

Sub-recipient **Old Dominion University Police**
Project Title: Selective Enforcement - Speed
Project Amount: **22,126.00**
Project Description: Selective enforcement for speeding.
Match Amount: **5,531.50**
Indirect Cost: 0.00
Local Benefit: **0.00**
TSEP Project: Yes
Project Number: **FSC-2022-52394-22394**

Sub-recipient **Washington County**
Project Title: Selective Enforcement - Speed
Project Amount: **16,500.00**
Project Description: Selective enforcement for speeding.
Match Amount: **4,125.00**
Indirect Cost: 0.00
Local Benefit: **16,500.00**

TSEP Project:	Yes
Project Number:	FSC-2022-52395-22395
Sub-recipient	Dumfries Town
Project Title:	Selective Enforcement - Speed
Project Amount:	18,600.00
Project Description:	Selective enforcement for speeding.
Match Amount:	4,650.00
Indirect Cost:	0.00
Local Benefit:	18,600.00
TSEP Project:	Yes
Project Number:	FSC-2022-52396-22396
Sub-recipient	Louisa County
Project Title:	Selective Enforcement - Speed
Project Amount:	7,445.00
Project Description:	Selective enforcement for speeding.
Match Amount:	1,861.25
Indirect Cost:	0.00
Local Benefit:	7,445.00
TSEP Project:	Yes
Project Number:	FSC-2022-52398-22398
Sub-recipient	Culpeper Town
Project Title:	Selective Enforcement - Speed
Project Amount:	7,823.00
Project Description:	Selective enforcement for speeding.
Match Amount:	1,955.75
Indirect Cost:	0.00
Local Benefit:	7,823.00
TSEP Project:	Yes
Project Number:	FSC-2022-52401-22401
Sub-recipient	Saltville Town
Project Title:	Selective Enforcement - Speed
Project Amount:	10,100.00
Project Description:	Selective enforcement for speeding.
Match Amount:	2,525.00
Indirect Cost:	0.00
Local Benefit:	10,100.00
TSEP Project:	Yes
Project Number:	FSC-2022-52404-22404
Sub-recipient	Waynesboro City
Project Title:	Selective Enforcement - Speed
Project Amount:	11,970.00
Project Description:	Selective enforcement for speeding.

Match Amount:	2,992.50
Indirect Cost:	0.00
Local Benefit:	11,970.00
TSEP Project:	Yes
Project Number:	FSC-2022-52405-22405
Sub-recipient	Bristol City
Project Title:	Selective Enforcement - Speed
Project Amount:	50,200.00
Project Description:	Selective enforcement for speeding.
Match Amount:	12,550.00
Indirect Cost:	0.00
Local Benefit:	50,200.00
TSEP Project:	Yes
Project Number:	FSC-2022-52406-22406
Sub-recipient	Fairfax City
Project Title:	Selective Enforcement - Speed
Project Amount:	7,000.00
Project Description:	Selective enforcement for speeding.
Match Amount:	1,750.00
Indirect Cost:	0.00
Local Benefit:	7,000.00
TSEP Project:	Yes
Project Number:	FSC-2022-52408-22408
Sub-recipient	Page County
Project Title:	Selective Enforcement - Speed
Project Amount:	5,500.00
Project Description:	Selective enforcement for speeding.
Match Amount:	1,375.00
Indirect Cost:	0.00
Local Benefit:	5,500.00
TSEP Project:	Yes
Project Number:	FSC-2022-52411-22411
Sub-recipient	Warsaw Town
Project Title:	Selective Enforcement - Speed
Project Amount:	3,000.00
Project Description:	Selective enforcement for speeding.
Match Amount:	750.00
Indirect Cost:	0.00
Local Benefit:	3,000.00
TSEP Project:	Yes
Project Number:	FSC-2022-52420-22420
Sub-recipient	Altavista Town

Project Title: Selective Enforcement - Speed
Project Amount: **3,500.00**
Project Description: Selective enforcement for speeding.
Match Amount: **875.00**
Indirect Cost: 0.00
Local Benefit: **3,500.00**
TSEP Project: Yes
Project Number: **FSC-2022-52421-22421**

Sub-recipient **Lunenburg County**
Project Title: Selective Enforcement - Speed
Project Amount: **20,932.00**
Project Description: Selective enforcement for speeding.
Match Amount: **5,233.00**
Indirect Cost: 0.00
Local Benefit: **20,932.00**
TSEP Project: Yes
Project Number: **FSC-2022-52425-22425**

Sub-recipient **Warren County**
Project Title: Selective Enforcement - Speed
Project Amount: **8,750.00**
Project Description: Selective enforcement for speeding.
Match Amount: **2,187.50**
Indirect Cost: 0.00
Local Benefit: **8,750.00**
TSEP Project: Yes
Project Number: **FSC-2022-52429-22429**

Sub-recipient **Amelia County**
Project Title: Selective Enforcement - Speed
Project Amount: **15,000.00**
Project Description: Selective enforcement for speeding.
Match Amount: **3,750.00**
Indirect Cost: 0.00
Local Benefit: **15,000.00**
TSEP Project: Yes
Project Number: **FSC-2022-52433-22433**

Sub-recipient **Clarksville Town**
Project Title: Selective Enforcement - Speed
Project Amount: **8,696.00**
Project Description: Selective enforcement for speeding.
Match Amount: **2,174.00**
Indirect Cost: 0.00
Local Benefit: **8,696.00**

TSEP Project:	Yes
Project Number:	FSC-2022-52438-22438
Sub-recipient	Pennington Gap Town
Project Title:	Selective Enforcement - Speed
Project Amount:	4,300.00
Project Description:	Selective enforcement for speeding.
Match Amount:	1,075.00
Indirect Cost:	0.00
Local Benefit:	4,300.00
TSEP Project:	Yes
Project Number:	FSC-2022-52439-22439
Sub-recipient	Saint Paul Town
Project Title:	Selective Enforcement - Speed
Project Amount:	5,600.00
Project Description:	Selective enforcement for speeding.
Match Amount:	1,400.00
Indirect Cost:	0.00
Local Benefit:	5,600.00
TSEP Project:	Yes
Project Number:	FSC-2022-52440-22440
Sub-recipient	Big Stone Gap Town
Project Title:	Selective Enforcement - Speed
Project Amount:	13,225.00
Project Description:	Selective enforcement for speeding.
Match Amount:	3,306.25
Indirect Cost:	0.00
Local Benefit:	13,225.00
TSEP Project:	Yes

Motorcycle Safety Program Area

There were 87 motorcyclists killed in fatal crashes in Virginia. The majority of multi-vehicle motorcycle fatal crashes result from two-vehicle crashes at forty-five percent. Ninety-three percent of the persons killed in two-vehicle crashes involving a motorcycle and a passenger vehicle were motorcyclists. The average age of the motorcycle driver fatality was 38. Single vehicle crashes accounted for 45 percent of motorcycle fatal crashes. Top causes of all motorcycle fatalities were running off the road/hitting fixed objects or speeding. The months with the highest number of motorcycle fatalities were September (15) and October (11). Forty-five percent of the fatalities occurred between the hours of 3pm and 9pm. The top jurisdictions for motorcycle fatalities were Newport News City 7 percent, Roanoke and Virginia Beach Cities at 6 percent each, and Loudon and Prince William Counties at 5 percent each.

There were 1,827 motorcycle crashes in Virginia. The majority of multi-vehicle motorcycle crashes resulted from two-vehicle crashes at forty-six percent. Single vehicle crashes accounted for 48 percent of motorcycle crashes. Top driver actions were running off the road/hitting fixed objects, speed and following too closely. The months with the highest number of motorcycle crashes were June (239), July (235) and May (218). Fifty-one percent of the crashes occurred between the hours of noon and 6pm. The top 5 jurisdictions for motorcycle crashes were Virginia Beach City (136), Fairfax County (103), Norfolk City (98), Prince William County (66) and Hampton City (59). Twenty-seven percent (496) of the crashes were speed-related, seven percent (128) were alcohol-related and three percent (57) involved both speed and alcohol. Fifty-nine percent (1,077) occurred on an urban roadway and forty-one (749) percent on a rural roadway. Eighty-six percent occurred on a non-interstate roadway. Ninety-six percent of the crashes occurred with no adverse weather conditions.

Measure C-7: Decrease **motorcyclist** fatalities by 4 percent from 97 (2016-2020 rolling average) to 93 (2018 – 2022 rolling average) by 2022.

	Baseline Data					2022 Target
	2016	2017	2018	2019	2020	
Motorcyclist Fatalities (FARS)	79	117	100	102	87	93

Note: 2020 calendar year base data was used to calculate the 2022 target. 2020 is TREDIS data.

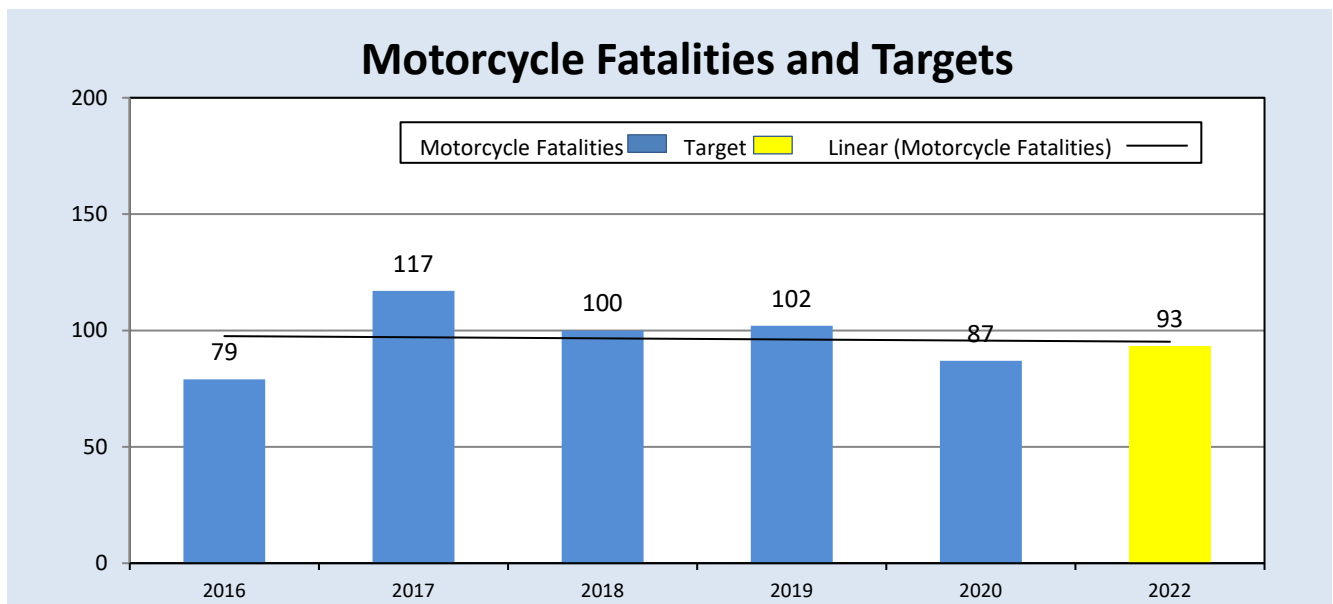
On average, nearly 11,400 students attended the motorcycle training courses during calendar years 2016-2020. Nearly 10,500 or 92 percent of the total students passed the course. Five percent (2,425) of the total trained motorcyclists were involved in a crash after passing the course. The trained motorcyclist were contributed to the crash 53 percent of the time with the top driver's actions of fail to maintain control of motorcycle, following too close and speed.

Motorcycle Safety Course Taken	2014	2015	2016	2017	2018	2019	2020

No	63	61	54	93	69	65	65
Yes	14	9	17	14	19	24	22
Total	77	70	71	107	88	89	87
% of Motorcyclists Killed who did not take a MC Course	82%	87%	76%	87%	78%	73%	75%

Innovative strategies to address this area will focus on implementing:

- Month before motorcycle fatalities begin to increase. The campaign will encourage rider training for motorcyclists, with emphasis proper riding gear along with emphasis on posted speed limits and highway conditions;
- Basic, advanced, and 3-wheeled education and training; and
- Providing motorcycle awareness to new drivers through education provided in driver's education classes.
- As of June 1, 2021, MSF 3-wheeled basic ride course was approved for use in Virginia
- BRCU was approved for use beginning of October 2021

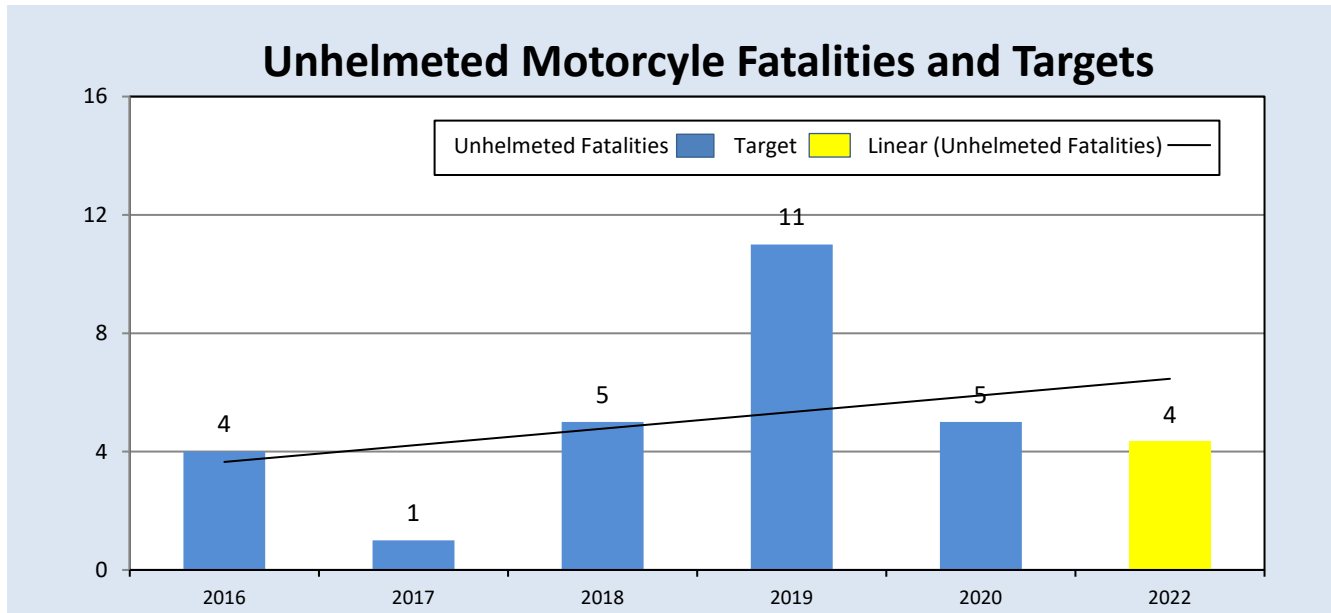


Justification: Virginia conducted trend analyses based on annual data, 3-year and 5-year rolling averages. Virginia selected the 5-year rolling average and chose a 4% reduction from the 5 year-rolling average (2016-2020). Virginia chose this as a more achievable target than the actual number or 3-year rolling average projections.

Measure C-7: Decrease **unhelmeted motorcyclist** fatalities 20 percent from 5 (2016-2020 rolling average) to 4 (2018 – 2022 rolling average) by 2022.

	Baseline Data					2022 Target
	2016	2017	2018	2019	2020	
Unhelmeted Motorcyclist Fatalities (FARS)	4	1	5	11	5	4

Note: 2020 calendar base year data was used to calculate the 2022 target. 2020 is TREDIS data.



Justification: Virginia conducted trend analyses based on annual data, 3-year and 5-year rolling averages. Virginia selected the 5-year rolling average and chose a 20% reduction from the linear projection. Virginia chose this as a more achievable target than the actual number or 3-year rolling average projections.

Strategies

1. Conduct a motorcycle safety media campaign focused on data trends and areas of the Commonwealth where data reflects the greatest needed based on the fatality data. (CTW, Chapter 5, Section(s) 4.1, 4.2)
2. Conduct a motorist awareness of motorcycles media campaign focused on data trends and the areas of the Commonwealth where data reflects the greatest needed based on the fatality data. (CTW, Chapter 5, Section(s) 4.1, 4.2)
3. Increase the media messaging for motorcycle safety and motorist awareness of motorcycles in the top 10 jurisdictions with motorcycle crashes involving another vehicle. (CTW, Chapter 5, Section(s) 4.1, 4.2)

4. Conduct 850 Basic Rider Training courses throughout the Commonwealth through partnerships with the licensed Motorcycle Training Sites. (CTW, Chapter 5, Section(s) 3.1, 3.2)
5. Conduct 85, 3-Wheeled Vehicle training courses (CTW, Chapter 5, Section(s) 3.1, 3.2)
6. Conduct Advanced Rider Training course (CTW, Chapter 5, Section(s) 3.1, 3.2)
7. Conduct a minimum of 2 quality assurance monitoring checks of each licensed Motorcycle Training Site (CTW, Chapter 5, Section(s) 3.1, 3.2, 4.1, 4.2)
8. Conduct 4 Instructor Professional Development Workshops (CTW, Chapter 5, Section(s) 3.1, 3.2, 4.1, 4.2)
9. Update to the MSF BRCu two-wheel curriculum and MSF 3WBRC three-wheel curriculum (CTW, Chapter 5, Section(s) 3.1, 3.2)
10. Conduct a minimum of 1 Quality Assurance (QA) Specialist class. (CTW, Chapter 5, Section(s) 3.1, 3.2)
11. Increase the number of certified Quality Assurance (QA) Specialist on the QA team from 4 to 8. (CTW, Chapter 5, Section(s) 3.1, 3.2)
12. Provide the vehicle for Rider Alert cards to all licensed training sites (CTW, Chapter 5, Section(s) 3.1, 3.2)
13. Increase the number of licensed motorcycle training sites in the top 10 jurisdictions with motorcycle crashes involving another vehicle. (CTW, Chapter 5, Section 3.1)

Highway Safety Program Recruiter to recruit new and effective partners that will ensure our motorcycle safety program is reaching to diverse communities and to ensure equity is at the forefront for the program as we work to decrease the number of motorcycle fatalities. This will allow for bring new community partners to the table.

Motorcycle Safety Program Area: Budget Summary

Program Area	Project Focus	Budget	Funding Source
FM9MT	Motorcycle Safety	98,868.00	405f Motorcycle Programs
FMC	Motorcycle Safety	188,800.00	NHTSA 402
Total All Funds		287,668.00	

MOTORCYCLE SAFETY PROJECTS

Project Number: **FM9MT-2022-52280-22280**

Sub-recipient: **Virginia Dept of Motor Vehicles**

Project Title: Motorists' Awareness of Motorcycles Paid Media

Project Amount: **98,868.00**

Project Description: Media ad creation and buys to increase motorists' awareness of motorcycles.

Match Amount: **24,717.00**

Indirect Cost: 0.00

Local Benefit: **0.00**

TSEP Project: No
Project Number: **FMC-2022-52402-22402**

Sub-recipient **Virginia Dept of Motor Vehicles**
Project Title: Motorcycle Education Quality Assurance Program
Project Amount: **188,800.00**
Project Description: Evaluate motorcycle training sites for quality assurance.
Match Amount: **47,200.00**
Indirect Cost: 0.00
Local Benefit: **0.00**
TSEP Project: No

Drivers Age 20 or Younger Involved in Fatal Crashes

There were 89 drivers age 20 or younger involved in fatal crashes on Virginia roadways. The top jurisdictions where the fatal crashes occurred were Chesterfield County, Hampton City, and Richmond City. Thirty-five percent of the fatal crashes occurred on the weekend (Saturday or Sunday), fifty-six percent occurred between 3pm and midnight. Failing to maintain control of the vehicle (running off the road) and speeding, accounted for forty-seven percent of the driver actions. Seventy-six percent of the fatal crashes were on a non-interstate roadway.

Innovative strategies to address this area should focus on Saturdays and Sundays, mid-afternoon to midnight; speed and training young drivers on maintaining control of their vehicle. Strategies and funding will be incorporated in alcohol programs, selective enforcement, driver education programs, and public information. Media and other public information efforts typically target 18-35 year old drivers, including 18-20 year olds in development and evaluation of messaging.

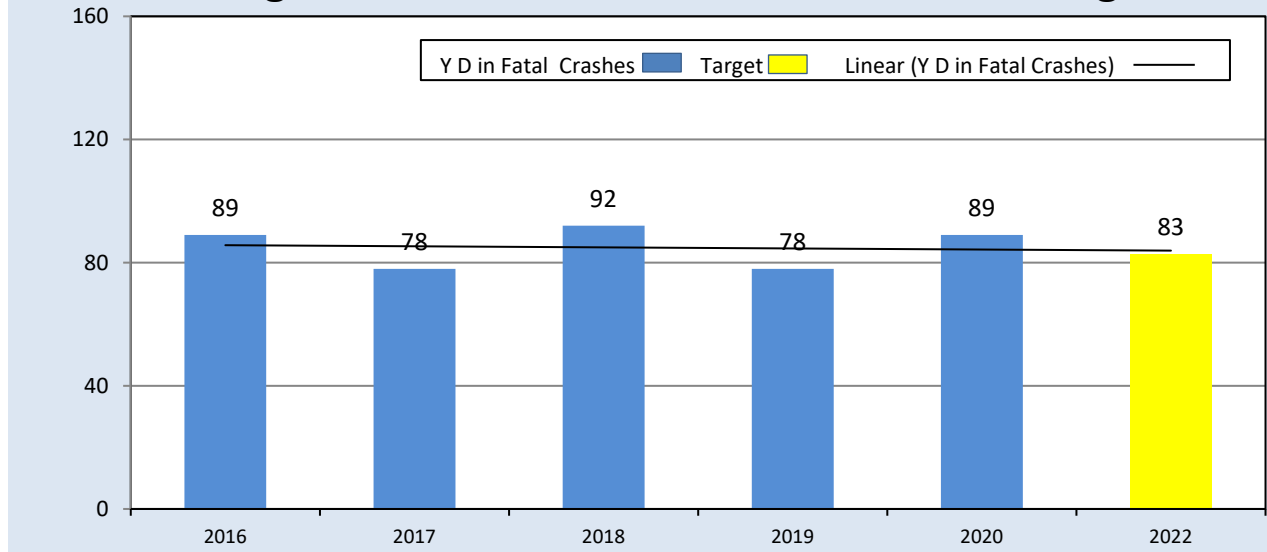
Measure C-9: Reduce drivers age 20 or younger involved in fatal by 2 percent from 85 (2016-2020 rolling average) to 83 (2018 - 2022 rolling average) by 2022.

	Baseline Data					2022 Target
	2016	2017	2018	2019	2020	
Drivers Age 20 or Younger Involved in Fatal Crashes (FARS)	89	78	92	78	89	83

Note: 2020 calendar year base data was used to calculate the 2022 target.

Virginia will also continue to address its teen driver fatalities (15 to 19 years old). In 2020, 27 drivers, 32 passengers and 5 pedestrians ages 15-19 died on Virginia roads; 4 percent, 27 percent, and 4 percent respectively of all drivers, passengers and pedestrians killed. Of the 27 drivers killed, 63 percent (17) were not wearing a safety restraint. Overall, teen driver fatalities (ages 15-19) increased 8 percent in 2020 as compared to 2019 (27 vs. 25). Speed was a factor in 63 percent (17) of the fatal crashes. Six fatalities resulted from the teen drivers drinking. Failure to maintain control of the vehicle (running off the road) and speed were the top driver actions accounting for 74 percent of the fatalities. Chesterfield County, Hampton City, Richmond City, and Rockingham County were the top jurisdictions for teen driver fatalities with 2 each.

Young Drivers Involved in Fatal Crashes and Targets



Justification: Virginia conducted trend analyses based on annual data, 3-year and 5-year rolling averages. Virginia selected the 5-year rolling average and chose a 2% reduction from the linear projection. Virginia chose this as a more achievable target than the actual number or 3-year rolling average projections.

Strategies

1. Distribute at a minimum 175,000 of the updated 45-hour Parent Teen guides to drivers under the age of 19 and parents to serve as a guide to the parent and young driver. (CTW Chapter 6- 3.1)
2. Promote parent awareness and education of provisional licensing laws and provide guidance through active participation in school outreach efforts (CTW Chapter 6- 3.1).
3. Conduct at least 7 educational campaigns/events/trainings to focus on topics such as seat belt use, impaired driving, zero tolerance laws, distracted driving, speeding and other highway safety issues for the driver 20 and younger. (CTW Chapter 1 Section 6.5, Chapter 2 Sections 6.1& 7.1, Chapter 4 Section 2.2, Chapter 6 Sections 3.1)
4. Continuation of alcohol impaired and drug impaired driving educational messaging and activities through various partners' educational efforts via social media and activities. (CTW Chapter 1 Section 6.5, Chapter 2 Sections 6.1& 7.1, Chapter 4 Section 2.2, Chapter 6 Sections 3.1)
5. Conduct at least 1 social media project that will be used throughout the year. The social media will use student-to-student outreach efforts.
6. Expand communications, education, and outreach efforts by collaborating with community-based organizations in under-served communities where the data shows low seat belt use, speed, road and land conditions or alcohol use is a contributing factor in young driver fatalities and serious injuries. (CTW Chapter 2 Sections 3.2 and 6.1)
7. Conduct education programs targeting youth between the ages of 8 and 14 to develop a culture focused on the proper use of restraints, driver responsibilities and shared road use. (Chapter 1 Sections 5.2 and 6.5, Chapter 4 Section 2.2)

8. Highway Safety Program Recruiter to recruit new and effective partners that will ensure that our message to driver 20 and younger is reaching to diverse communities and to ensure equity is at the forefront as we work to decrease fatal crashes involving drivers under 20. This will allow for bring new community partners to the table.

Drivers Age 20 or Younger Involved in Fatal Crashes: Budget Summary

Program Area	Project Focus	Budget	Funding Source
154AL	Alcohol – Drivers Age 20 or Younger	275,813.00	154 Transfer
FDE	Driver Education – Drivers Age 20 or Younger	67,254.00	NHTSA 402
FDL*DE	Driver Education – Drivers Age 20 or Younger	585,523.00	405d Impaired Driving Low (Flex)
FOP	OP – Drivers Age 20 or Younger	354,218.00	NHTSA 402
Total All Funds		1,282,808.00	

DRIVERS AGE 20 OR YOUNGER PROJECTS

Project Number: **154AL-2022-52177-22177**

Sub-recipient: **Virginia Dept of State Police**

Project Title: Youth of Virginia Speak Out (YOVASO) Peer-to-Peer Education Program - AL

Project Amount: **275,813.00**

Project Description: Peer-to-peer middle and high school outreach focused on prevention of drinking and driving and underage drinking.

Match Amount: **NA**

Indirect Cost: 26,659.00

Local Benefit: **0.00**

TSEP Project: No

Project Number: **FDE-2022-52258-22258**

Sub-recipient: **Prince William County**

Project Title: Partners for Safe Teen Driving

Project Amount: **49,764.00**

Project Description: Development and dissemination of presentation and outreach materials for parents of drivers in training.

Match Amount: **12,441.00**

Indirect Cost: 0.00

Local Benefit: **0.00**

TSEP Project: No

Project Number:	FDE-2022-52432-22432
Sub-recipient	EAST END RENAISSANCE COUNCIL
Project Title:	ME and MY Ride
Project Amount:	17,490.00
Project Description:	Teen driver education project in Richmond City to include speeding, OP, distraction, impairment, and pedestrian/bicycle.
Match Amount:	4,372.50
Indirect Cost:	1,590.00
Local Benefit:	17,490.00
TSEP Project:	No
Project Number:	FDL*DE-2022-52182-22182
Sub-recipient	Virginia Dept of Motor Vehicles
Project Title:	45-hour Parent/Teen Guide
Project Amount:	55,250.00
Project Description:	Printing and dissemination of the 45-hour Parent/Teen Guide for parents of aspiring young drivers.
Match Amount:	13,812.50
Indirect Cost:	0.00
Local Benefit:	0.00
TSEP Project:	No
Project Number:	FDL*DE-2022-52263-22263
Sub-recipient	VADETS
Project Title:	Choose Your Vibe - Arrive Alive!
Project Amount:	269,273.00
Project Description:	Teen driver safety social media campaign on underage drinking.
Match Amount:	67,318.25
Indirect Cost:	24,479.00
Local Benefit:	0.00
TSEP Project:	No
Project Number:	FDL*DE-2022-52357-22357
Sub-recipient	Virginia Dept of Education
Project Title:	Driver Education
Project Amount:	261,000.00
Project Description:	Update driver education curriculum on highway safety issues and update and print the 45-hour Parent/Teen Guide.
Match Amount:	65,250.00
Indirect Cost:	0.00
Local Benefit:	0.00
TSEP Project:	No
Project Number:	FOP-2022-52176-22176
Sub-recipient	Virginia Dept of State Police
Project Title:	Youth of Virginia Speak Out (YOVASO) Peer-to-Peer Education Program - OP
Project Amount:	295,169.00

Project Description: Peer-peer program for middle and high school students focusing on occupant protection.
Match Amount: **73,792.25**
Indirect Cost: 28,530.00
Local Benefit: **0.00**
TSEP Project: No
Project Number: **FOP-2022-52377-22377**

Sub-recipient **Drive Safe Hampton Roads**
Project Title: Occupant Protection
Project Amount: **59,049.00**
Project Description: Promote/encourage seat belt use to reduce unrestrained fatalities.
Match Amount: **14,762.25**
Indirect Cost: 0.00
Local Benefit: **59,049.00**
TSEP Project: No

Pedestrian Safety Program Area

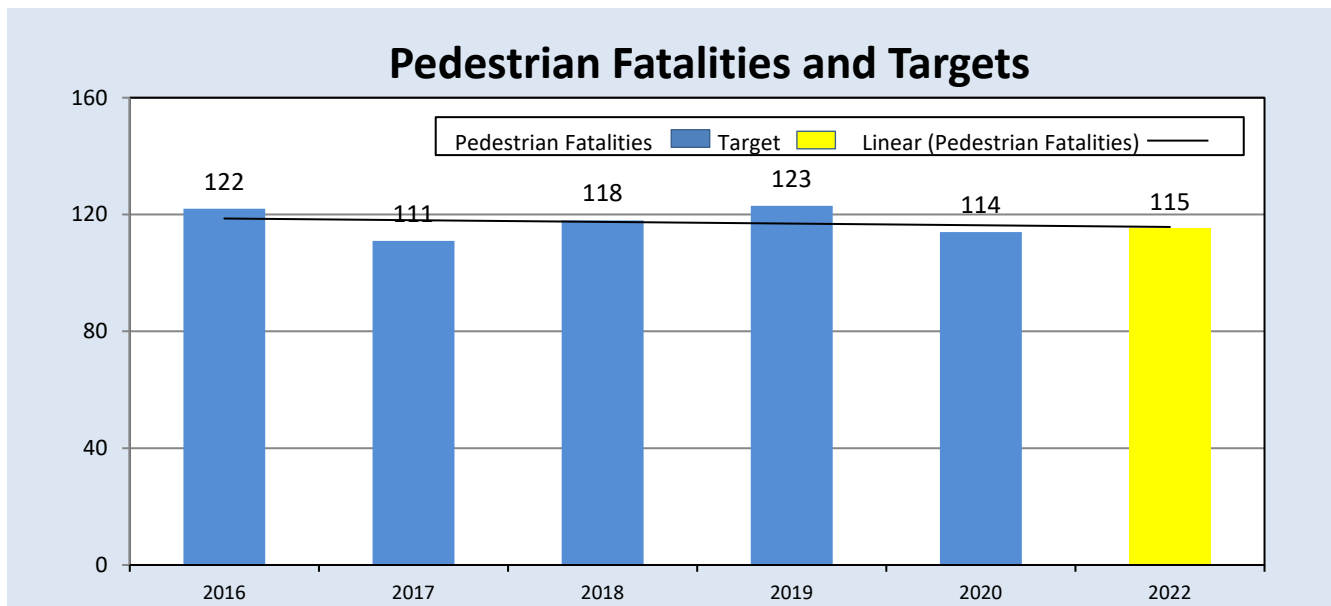
In Virginia, 114 pedestrians were killed in fatal crashes an eight percent decrease from the previous year. The pedestrian was at forty-three percent of the time. Crossing the roadway not at an intersection was the top pedestrian action for pedestrian fatalities. Forty-nine percent of pedestrians were killed between the hours of 6pm and midnight (56), 39 percent occurred on a roadway during darkness with the road not lighted (44). Seventy-nine percent of pedestrians were killed on an urban/city roadway (90) followed by twenty-one percent on rural routes (24). Ninety-seven percent or 111 of pedestrians killed were not wearing reflective clothing. Thirty-four percent or 39 of the pedestrians killed were drinking. The top jurisdictions for pedestrian fatalities were Fairfax County (15), Chesterfield County (10), Richmond City (9), and Henrico County (8). Fifty-nine (52%) were over age 50.

Innovative strategies and funding to address this area should focus on alcohol, enforcement, education and awareness specifically during nighttime hours. Virginia’s Pedestrian Safety Task Force will continue to meet to address the issue facing this area.

Measure C-10: Reduce **pedestrian fatalities** by 3 percent from 118 (2016-2020 rolling average) to 115 (2018 – 2022 rolling average) by 2022.

	Baseline Data					2022 Target
	2016	2017	2018	2019	2020	
Pedestrian Fatalities (FARS)	122	111	118	123	114	115

Note: 2020 calendar base year data was used to calculate the 2022 target. 2020 is TREDIS data.



Justification: Virginia conducted trend analyses using annual numbers, 3-year and 5-year rolling averages. Virginia selected the 5-year rolling average projection (3 percent reduction) as a more achievable target than the annual or 3-year rolling average projections.

Pedestrian

Pedestrians who mobilize in the transportation system as individuals or groups are in the category described as vulnerable roadway users. Department of Motor Vehicles will continue to collaborate with stakeholders to provide and introduce strategies and countermeasures to improve on safety. Countermeasures will address individuals and groups to provide safety guidance using educational messages, enforcement and the distribution of brochures containing engineering/infrastructure definitions to follow in an effort to reduce fatalities and injuries.

Strategies

1. Conduct a minimum of 2 selective enforcement activities (CTW, Chapter 8, Section(s) 3.1, 4.1, 4.2, 4.3, 4.4).
2. Partner with sub-grantees to conduct safety campaigns throughout 2022:
 - Outreach efforts will include partnering with law enforcement agencies in northern Virginia for the pedestrian and bicycle safety campaign in the fall and spring. (CTW, Chapter 8, Section(s) 3.1, 4.1, 4.2, 4.3, 4.4)
 - Outreach efforts will include campaigns that combine bicycle and pedestrian education to encourage everyone to share the road. (CTW, Chapter 8, Section(s) 3.1, 4.1, 4.2, 4.3, 4.4)
3. Support creation and distribution of web-based and printed materials to continue the education and understanding of sharing the roadway for all users, including pedestrians and bicyclist. (CTW, Chapter 8, Section(s) 3.1, 4.1, 4.2, 4.3, 4.4)
 - Support maintenance of five partnering organizations with bicycle and pedestrian safety websites. (NVRC, MCOG, Drive Smart Virginia, Sports Backers and TZD.org)
 - Distribute approximately 15,000 “Sharing the Roads in Virginia” pocket guides (English, Spanish and downloadable pocket guide) to Virginians containing thorough information about the Commonwealth’s pedestrian, bicycling laws and roadway markings.
 - The Department of Motor Vehicles will continue with a pedestrian safety media campaign with a message designed to educate communities and promote pedestrian safety in hopes of reducing fatalities and serious injuries.
4. Pedestrian Taskforce: Continue to assess and develop countermeasures to implement strategies and encourage existing coalitions to address fatalities and serious injuries of pedestrian crashes occurring throughout the Commonwealth of Virginia. Stakeholders/Pedestrian Safety Task Force members will continue to meet, as needed, to discuss data on known causation factors in an effort to create/promote messaging and educational responses for all individuals to raise awareness and reduce injuries and fatalities.
5. Highway Safety Program Recruiter to recruit new and effective partners that will ensure our pedestrian program is reaching to diverse communities and to ensure equity is at the forefront for the program as we work to decrease pedestrian fatalities. This will allow for bring new community partners to the table.

Pedestrian Safety Program Area: Budget Summary

Program Area	Project Focus	Budget	Funding Source
FHLE	Pedestrian Safety	82,126.00	405h Non-motorized Safety
FPS	Pedestrian Safety	604,531.00	NHTSA 402
Total All Funds		686,657.00	

PEDESTRIAN SAFETY PROJECTS

Project Number:	FHLE-2022-52070-22070
Sub-recipient	Prince William County
Project Title:	Selective Enforcement - Pedestrian/Bicycle
Project Amount:	11,000.00
Project Description:	Selective enforcement for pedestrian and bicycle violations.
Match Amount:	2,750.00
Indirect Cost:	0.00
Local Benefit:	0.00
TSEP Project:	Yes
Project Number:	FHPE-2022-52313-22313
Sub-recipient	Virginia Dept of Motor Vehicles
Project Title:	Pedestrian Safety Media
Project Amount:	71,126.00
Project Description:	Pedestrian media campaign.
Match Amount:	17,781.50
Indirect Cost:	0.00
Local Benefit:	0.00
TSEP Project:	No
Project Number:	FPS-2022-52031-22031
Sub-recipient	Occoquan Town
Project Title:	Selective Enforcement - Pedestrian/Bicycle
Project Amount:	3,500.00
Project Description:	Selective enforcement for pedestrian and bicycle violations.
Match Amount:	875.00
Indirect Cost:	0.00
Local Benefit:	3,500.00
TSEP Project:	Yes
Project Number:	FPS-2022-52039-22039
Sub-recipient	Williamsburg City
Project Title:	Selective Enforcement - Pedestrian/Bicycle
Project Amount:	4,000.00

Project Description:	Selective enforcement for pedestrian and bicycle violations.
Match Amount:	1,000.00
Indirect Cost:	0.00
Local Benefit:	4,000.00
TSEP Project:	Yes
Project Number:	FPS-2022-52101-22101
Sub-recipient	Halifax Town
Project Title:	Selective Enforcement - Pedestrian/Bicycle
Project Amount:	1,800.00
Project Description:	Selective enforcement for pedestrian and bicycle violations.
Match Amount:	450.00
Indirect Cost:	0.00
Local Benefit:	1,800.00
TSEP Project:	Yes
Project Number:	FPS-2022-52149-22149
Sub-recipient	Roanoke City
Project Title:	Selective Enforcement - Pedestrian/Bicycle
Project Amount:	3,840.00
Project Description:	Selective enforcement for pedestrian and bicycle violations.
Match Amount:	960.00
Indirect Cost:	0.00
Local Benefit:	3,840.00
TSEP Project:	Yes
Project Number:	FPS-2022-52166-22166
Sub-recipient	Richmond City
Project Title:	Selective Enforcement - Pedestrian/Bicycle
Project Amount:	7,150.00
Project Description:	Selective enforcement for pedestrian and bicycle violations.
Match Amount:	1,787.50
Indirect Cost:	0.00
Local Benefit:	7,150.00
TSEP Project:	Yes
Project Number:	FPS-2022-52181-22181
Sub-recipient	Alexandria City
Project Title:	Selective Enforcement - Pedestrian/Bicycle
Project Amount:	7,168.00
Project Description:	Selective enforcement for pedestrian and bicycle violations.
Match Amount:	1,792.00
Indirect Cost:	0.00
Local Benefit:	7,168.00
TSEP Project:	Yes
Project Number:	FPS-2022-52191-22191

Sub-recipient	Salem City
Project Title:	Selective Enforcement - Pedestrian/Bicycle
Project Amount:	2,660.00
Project Description:	Selective enforcement for pedestrian and bicycle violations.
Match Amount:	665.00
Indirect Cost:	0.00
Local Benefit:	2,660.00
TSEP Project:	Yes
Project Number:	FPS-2022-52208-22208
Sub-recipient	Arlington County
Project Title:	Selective Enforcement - Pedestrian/Bicycle
Project Amount:	10,030.00
Project Description:	Selective enforcement for pedestrian and bicycle violations.
Match Amount:	2,507.50
Indirect Cost:	0.00
Local Benefit:	10,030.00
TSEP Project:	Yes
Project Number:	FPS-2022-52230-22230
Sub-recipient	Northern Virginia Regional Commission
Project Title:	2022 Share Virginia Roads: Pedestrian and Bicycle Education
Project Amount:	123,983.00
Project Description:	Bicycle and pedestrian safety outreach and education.
Match Amount:	30,995.75
Indirect Cost:	0.00
Local Benefit:	123,983.00
TSEP Project:	No
Project Number:	FPS-2022-52232-22232
Sub-recipient	Chesterfield County
Project Title:	Selective Enforcement - Pedestrian/Bicycle
Project Amount:	5,400.00
Project Description:	Selective enforcement for pedestrian and bicycle violations.
Match Amount:	1,350.00
Indirect Cost:	0.00
Local Benefit:	5,400.00
TSEP Project:	Yes
Project Number:	FPS-2022-52241-22241
Sub-recipient	Fairfax County
Project Title:	Selective Enforcement - Pedestrian/Bicycle
Project Amount:	6,000.00
Project Description:	Selective enforcement for pedestrian and bicycle violations.
Match Amount:	1,500.00
Indirect Cost:	0.00

Local Benefit:	6,000.00
TSEP Project:	Yes
Project Number:	FPS-2022-52266-22266
Sub-recipient	Roanoke City
Project Title:	Roanoke Pedestrian Safety Campaign Youth Focus
Project Amount:	200,000.00
Project Description:	Roanoke pedestrian safety campaign with a youth focus.
Match Amount:	50,000.00
Indirect Cost:	0.00
Local Benefit:	200,000.00
TSEP Project:	No
Project Number:	FPS-2022-52315-22315
Sub-recipient	Harrisonburg City
Project Title:	Selective Enforcement - Pedestrian/Bicycle
Project Amount:	6,000.00
Project Description:	Selective enforcement for pedestrian and bicycle violations.
Match Amount:	1,500.00
Indirect Cost:	0.00
Local Benefit:	6,000.00
TSEP Project:	Yes
Project Number:	FPS-2022-52392-22392
Sub-recipient	Metro Washington Council of Gov
Project Title:	Street Smart Pedestrian and Bicycle Safety Program
Project Amount:	220,000.00
Project Description:	Pedestrian and bicycle safety using 3 E's – education, engineering and enforcement.
Match Amount:	55,000.00
Indirect Cost:	0.00
Local Benefit:	220,000.00
TSEP Project:	No
Project Number:	FPS-2022-52407-22407
Sub-recipient	Fairfax City
Project Title:	Selective Enforcement - Pedestrian/Bicycle
Project Amount:	3,000.00
Project Description:	Selective enforcement for pedestrian and bicycle violations.
Match Amount:	750.00
Indirect Cost:	0.00
Local Benefit:	3,000.00
TSEP Project:	Yes

Bicycle Safety Program Area

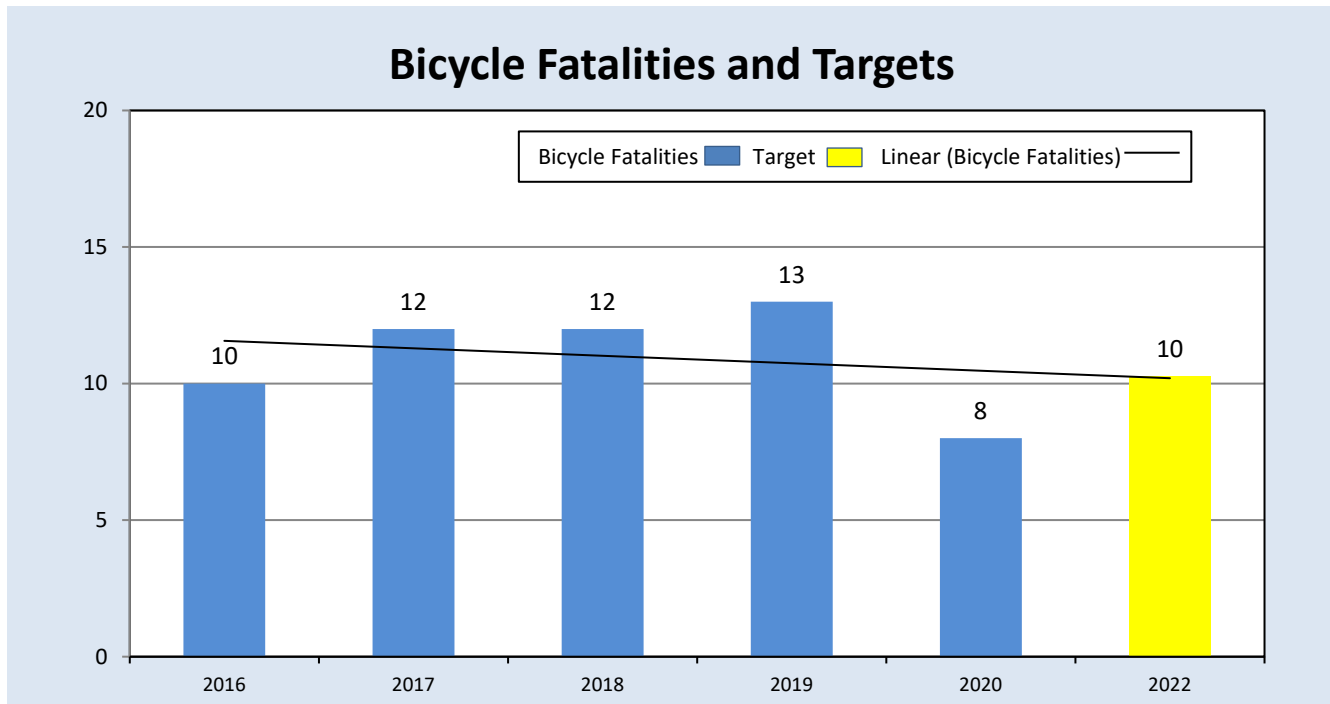
In Virginia, 8 bicyclists were killed in fatal crashes, a thirty-eight percent decrease from the previous year (13). The bicyclist was at fault 12.5 percent of the time (1). 87.5 percent of the bicyclists killed were not wearing a helmet (7). Fifty percent or 4 of the bicyclists were killed between the hours of 6am and 6pm. 87.5 percent of bicyclists were killed on an urban/city roadway (7) and 12.5 percent on rural routes (1). Thirty-eight percent (3) of the bicycle fatalities occurred during the weekend (Friday-Sunday). Zero of the bicyclists killed was drinking. Virginia Beach City had the highest number of bicycle fatalities (2). Seventy-five percent of the bicyclists killed were over age 50.

Innovative strategies and funding to address this area should focus on enforcement, education and awareness specifically during late afternoon.

Measure C-11: Reduce **bicyclist fatalities** to 9 percent from 11 (2016-2020 rolling average) to 10 (2018 – 2022 rolling average) by 2022.

	Baseline Data					2022 Target
	2016	2017	2018	2019	2020	
Bicyclist Fatalities (FARS)	10	12	12	13	8	10

Note: 2019 calendar base year data was used to calculate the 2021 target. 2020 is TREDIS data.



Justification: Virginia conducted trend analyses using actual, 3-year and 5-year rolling averages. Virginia selected the 5-year rolling average linear trend line projecting a 9 percent reduction in bicyclist fatalities as a more achievable target than the annual or 3-year rolling average projections.

Cyclists use bicycles to navigate the transportation system, the category described as vulnerable roadway users in communities. DMV’s Highway Safety Office will continue to collaborate with stakeholders to provide and introduce strategies and countermeasures to improve on safety. Countermeasures will address all age groups to provide guidance using educational messages, enforcement and written brochures containing engineering applications to reduce injuries and fatalities.

Strategies

- 1 Conduct a minimum of 2 selective enforcement activities (CTW, Chapter 8, Section(s) 3.1, 4.1, 4.2, 4.3, 4.4).
- 2 Partner with sub-grantees to conduct safety campaigns throughout 2022:
 - Outreach efforts will include collaborating with law enforcement agencies throughout Virginia on the pedestrian and bicycle safety campaigns in the fall and spring. (CTW, Chapter 8, Section(s) 3.1, 4.1, 4.2, 4.3, 4.4)
 - Outreach efforts will include a campaign that combines bicycle and pedestrian education noting violations, which are enforceable to encourage everyone to share the road. (CTW, Chapter 8, Section(s) 3.1, 4.1, 4.2, 4.3, 4.4)
- 3 Support creation and distribution of web-based messaging and printed materials to continue the education and understanding of sharing the roadway for all users, including pedestrians and bicyclist. (CTW, Chapter 8, Section(s) 3.1, 4.1, 4.2, 4.3, 4.4)
 - Support maintenance of five partnering organizations with bicycle and pedestrian safety websites. (NVRC, MCOG, Drive Smart, Sports Backers and TZD.org)
 - Distribute approximately 15,000 “Sharing the Roads in Virginia” pocket guides (English, Spanish and downloadable pocket guide) to Virginians containing thorough information about the Commonwealth’s pedestrian, bicycling laws and roadway markings.
- 4 Conduct bicycle safety training events and promote bicycle awareness messaging. Educational awareness training courses, advertisements, and messaging from the Metropolitan Council of Governance (Street Smart Program) and Northern Virginia Regional Commission will continue to create and promote transportation messages addressing safe movement and actions of vehicles, pedestrians and cyclists, who with attention to surroundings may experience a reduction in the numbers of fatalities and serious injuries. Each form of transportation requires materials to promote action by all individuals, regardless of age, to maintain the health of the growing population.

Bicycle Safety Program Area: Budget Summary

Program Area	Project Focus	Budget	Funding Source
FHLE	Bicycle Safety	11,000.00	405h Non-motorized Safety
FPS	Bicycle Safety	350,905.00	NHTSA 402
Total All Funds		361,905.00	

BICYCLE SAFETY PROJECTS

Project Number:	FHLE-2022-52070-22070
Sub-recipient	Prince William County
Project Title:	Selective Enforcement - Pedestrian/Bicycle
Project Amount:	11,000.00
Project Description:	Selective enforcement for pedestrian and bicycle violations.
Match Amount:	2,750.00
Indirect Cost:	0.00
Local Benefit:	0.00
TSEP Project:	Yes
Project Number:	FPS-2022-52031-22031
Sub-recipient	Occoquan Town
Project Title:	Selective Enforcement - Pedestrian/Bicycle
Project Amount:	3,500.00
Project Description:	Selective enforcement for pedestrian and bicycle violations.
Match Amount:	875.00
Indirect Cost:	0.00
Local Benefit:	3,500.00
TSEP Project:	Yes
Project Number:	FPS-2022-52039-22039
Sub-recipient	Williamsburg City
Project Title:	Selective Enforcement - Pedestrian/Bicycle
Project Amount:	4,000.00
Project Description:	Selective enforcement for pedestrian and bicycle violations.
Match Amount:	1,000.00
Indirect Cost:	0.00
Local Benefit:	4,000.00
TSEP Project:	Yes
Project Number:	FPS-2022-52101-22101
Sub-recipient	Halifax Town
Project Title:	Selective Enforcement - Pedestrian/Bicycle
Project Amount:	1,800.00
Project Description:	Selective enforcement for pedestrian and bicycle violations.
Match Amount:	450.00
Indirect Cost:	0.00
Local Benefit:	1,800.00
TSEP Project:	Yes
Project Number:	FPS-2022-52149-22149
Sub-recipient	Roanoke City
Project Title:	Selective Enforcement - Pedestrian/Bicycle
Project Amount:	3,840.00
Project Description:	Selective enforcement for pedestrian and bicycle violations.

Match Amount:	960.00
Indirect Cost:	0.00
Local Benefit:	3,840.00
TSEP Project:	Yes
Project Number:	FPS-2022-52166-22166
Sub-recipient	Richmond City
Project Title:	Selective Enforcement - Pedestrian/Bicycle
Project Amount:	7,150.00
Project Description:	Selective enforcement for pedestrian and bicycle violations.
Match Amount:	1,787.50
Indirect Cost:	0.00
Local Benefit:	7,150.00
TSEP Project:	Yes
Project Number:	FPS-2022-52181-22181
Sub-recipient	Alexandria City
Project Title:	Selective Enforcement - Pedestrian/Bicycle
Project Amount:	7,168.00
Project Description:	Selective enforcement for pedestrian and bicycle violations.
Match Amount:	1,792.00
Indirect Cost:	0.00
Local Benefit:	7,168.00
TSEP Project:	Yes
Project Number:	FPS-2022-52191-22191
Sub-recipient	Salem City
Project Title:	Selective Enforcement - Pedestrian/Bicycle
Project Amount:	2,660.00
Project Description:	Selective enforcement for pedestrian and bicycle violations.
Match Amount:	665.00
Indirect Cost:	0.00
Local Benefit:	2,660.00
TSEP Project:	Yes
Project Number:	FPS-2022-52208-22208
Sub-recipient	Arlington County
Project Title:	Selective Enforcement - Pedestrian/Bicycle
Project Amount:	10,030.00
Project Description:	Selective enforcement for pedestrian and bicycle violations.
Match Amount:	2,507.50
Indirect Cost:	0.00
Local Benefit:	10,030.00
TSEP Project:	Yes
Project Number:	FPS-2022-52230-22230
Sub-recipient	Northern Virginia Regional Commission

Project Title: 2022 Share Virginia Roads: Pedestrian and Bicycle Education
Project Amount: **123,983.00**
Project Description: Bicycle and pedestrian safety outreach and education.
Match Amount: **30,995.75**
Indirect Cost: 0.00
Local Benefit: **123,983.00**
TSEP Project: No
Project Number: **FPS-2022-52232-22232**

Sub-recipient **Chesterfield County**
Project Title: Selective Enforcement - Pedestrian/Bicycle
Project Amount: **5,400.00**
Project Description: Selective enforcement for pedestrian and bicycle violations.
Match Amount: **1,350.00**
Indirect Cost: 0.00
Local Benefit: **5,400.00**
TSEP Project: Yes
Project Number: **FPS-2022-52241-22241**

Sub-recipient **Fairfax County**
Project Title: Selective Enforcement - Pedestrian/Bicycle
Project Amount: **6,000.00**
Project Description: Selective enforcement for pedestrian and bicycle violations.
Match Amount: **1,500.00**
Indirect Cost: 0.00
Local Benefit: **6,000.00**
TSEP Project: Yes
Project Number: **FPS-2022-52315-22315**

Sub-recipient **Harrisonburg City**
Project Title: Selective Enforcement - Pedestrian/Bicycle
Project Amount: **6,000.00**
Project Description: Selective enforcement for pedestrian and bicycle violations.
Match Amount: **1,500.00**
Indirect Cost: 0.00
Local Benefit: **6,000.00**
TSEP Project: Yes
Project Number: **FPS-2022-52392-22392**

Sub-recipient **Metro Washington Council of Gov**
Project Title: Street Smart Pedestrian and Bicycle Safety Program
Project Amount: **220,000.00**
Project Description: Pedestrian and bicycle safety using 3 E's – education, engineering and enforcement.
Match Amount: **55,000.00**
Indirect Cost: 0.00
Local Benefit: **220,000.00**

TSEP Project:	No
Project Number:	FPS-2022-52407-22407
Sub-recipient	Fairfax City
Project Title:	Selective Enforcement - Pedestrian/Bicycle
Project Amount:	3,000.00
Project Description:	Selective enforcement for pedestrian and bicycle violations.
Match Amount:	750.00
Indirect Cost:	0.00
Local Benefit:	3,000.00
TSEP Project:	Yes
Project Number:	FPS-2022-52428-22428
Sub-recipient	Metropolitan Richmond Sports Backers, Inc.
Project Title:	Bike Law Education: Change Lanes to Pass
Project Amount:	17,500.00
Project Description:	Bike safety education.
Match Amount:	4,375.00
Indirect Cost:	0.00
Local Benefit:	0.00
TSEP Project:	No

Traffic Records Program Area

Virginia has one of the strongest Traffic Records Program in the nation. Its Traffic Records Electronic Data System (TREDS), a state-of-the art highway safety information system, has garnered both state and national recognition. Virginia’s latest Traffic Records Assessment was completed in April 2021 and its overall traffic records program rated very well. Virginia, through guidance from its Traffic Records Coordinating Committee (TRCC), and coordination of projects listed in both the Virginia Traffic Records Strategic Plan and the HSP, will continue to enhance and monitor the quality and quantity of data in TREDS by implementing the most efficient and effective integration and linkage projects and enhancing its analysis and reporting capabilities, as demonstrated by projects being planned for implementation.

Innovative strategies should focus on continued enhancement of electronic data with emphasis on accuracy, timeliness, uniformity, integration, completeness and accessibility of traffic records data in TREDS and other major traffic records databases (driver, citation, roadway, injury surveillance and courts.) This will also involve database and data elements linkages of the various traffic records systems.

Measure: Continue to enhance the collection, accuracy, timeliness, uniformity, integration, completeness and accessibility of the traffic records data in TREDS by December 31, 2022.

Strategies

1. Participate in a minimum of 3 meetings and provide input into the development of the data governance process to formalize the management of the State’s data assets.
2. Increase street level crash location data from 0 to 125,000
3. Implement a minimum of 3 new crash business rules in TREDS to enhance at least one of the six characteristics of the core database (accuracy, timeliness, uniformity, integration, completeness and accessibility) (TR Assessment recommendation)
4. Implement a minimum of 1 NHTSA GoTeam projects
5. Increase by 5 the number of law enforcement agencies submitting electronic citation data to the Supreme Court’s CAIS system (TR Assessment recommendation)
6. Develop performance measures for 2 of the core data systems (TR Assessment recommendation)
7. Increase the number of electronically collected horizontal curve information in the Roadway Network System from 0 to 100 (TR Assessment recommendation)

Traffic Records/Data Program Area: Budget Summary

Program Area	Project Focus	Budget	Funding Source
FM3DA	Data Program	1,009,000.00	405c Data Program
FTR	Traffic Records	941,164.00	NHTSA 402
Total All Funds		1,950,164.00	

TRAFFIC RECORDS/DATA PROJECTS

Project Number:	FM3DA-2022-52109-22109
Sub-recipient	Virginia Dept of Motor Vehicles
Project Title:	Traffic Records Electronic Data System Projects - TREDIS
Project Amount:	1,009,000.00
Project Description:	IT services, temp staff, law enforcement TREDIS and crash reporting training.
Match Amount:	252,250.00
Indirect Cost:	0.00
Local Benefit:	0.00
TSEP Project:	No
Project Number:	FTR-2022-52111-22111
Sub-recipient	Virginia Dept of Motor Vehicles
Project Title:	State-to-State (S2S) Verification System
Project Amount:	90,000.00
Project Description:	Hire contractors to eliminate duplicate records from driver system.
Match Amount:	22,500.00
Indirect Cost:	0.00
Local Benefit:	0.00
TSEP Project:	No
Project Number:	FTR-2022-52113-22113
Sub-recipient	Virginia Dept of Motor Vehicles
Project Title:	VA Tech Crash Location Project
Project Amount:	281,116.00
Project Description:	Locate crashes on all VA roads, maps for problem ID, crash tool management and project oversight.
Match Amount:	70,279.00
Indirect Cost:	46,442.00
Local Benefit:	0.00
TSEP Project:	No
Project Number:	FTR-2022-52114-22114
Sub-recipient	Virginia Dept of Motor Vehicles
Project Title:	VA Tech Analytics and Reporting
Project Amount:	277,825.00
Project Description:	Analysis and reporting projects (real-time, trend and predictive) on all behavioral programs in Virginia.
Match Amount:	69,456.25
Indirect Cost:	41,076.00
Local Benefit:	0.00
TSEP Project:	No
Project Number:	FTR-2022-52173-22173
Sub-recipient	Virginia Dept of Motor Vehicles
Project Title:	VA Tech Highway Safety Dashboard Project
Project Amount:	142,223.00

Project Description: Speed data collection.
Match Amount: **35,555.75**
Indirect Cost: 0.00
Local Benefit: **0.00**
TSEP Project: No
Project Number: **FTR-2022-52430-22430**

Sub-recipient **Virginia Dept of Motor Vehicles**
Project Title: State to State (S2S) Driver History Record
Project Amount: **150,000.00**
Project Description: Data collection.
Match Amount: **37,500.00**
Indirect Cost: 0.00
Local Benefit: **0.00**
TSEP Project: No

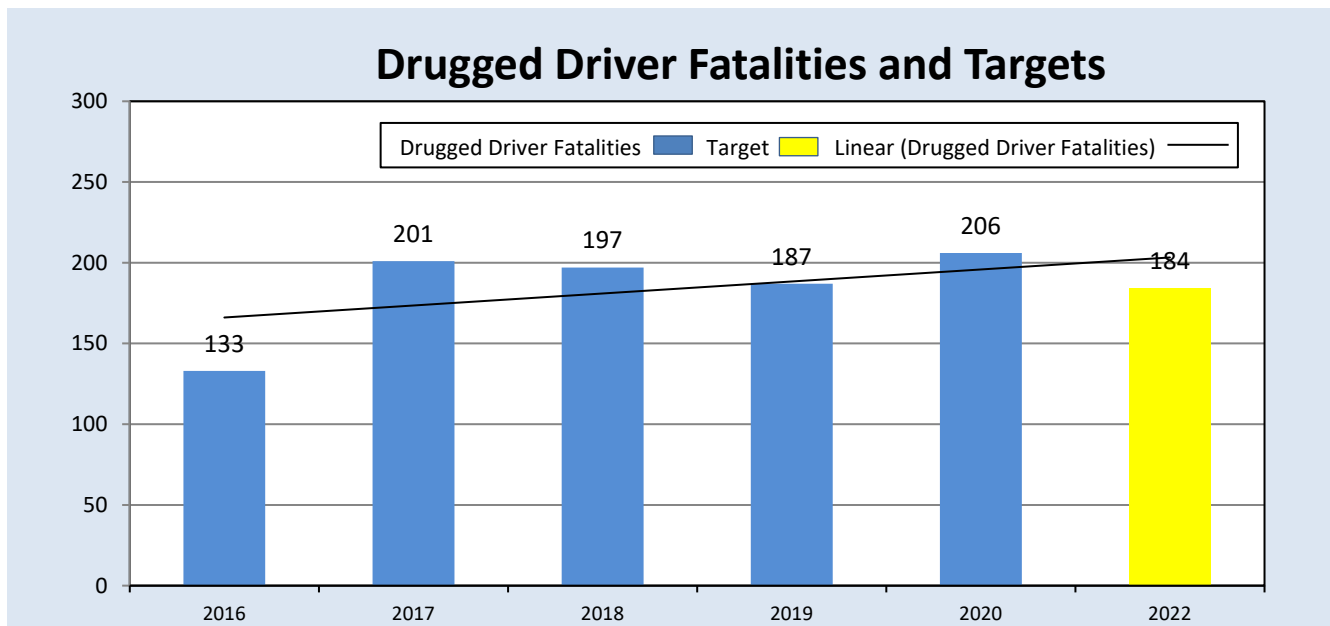
Drugged Driver Fatalities

In Virginia, drugged driver fatalities increased 10 percent in 2020 as compared to 2019 (206 vs. 187). Failure to maintain control of the vehicle, running off the road and speed accounted for fifty-nine percent of the drugged driver fatalities. Fifty-three percent of the drugged driver fatalities were between the ages of 21-35. Twenty-seven percent of the fatalities occurred in September (30) and October (25). Fifty-seven percent of the fatalities occurred the hours of 6pm and 3am. 37 drugged drivers had also been drinking. The top jurisdictions for the drugged driver fatalities were Fairfax County (13), Newport News City (11), and Virginia Beach City (9).

Measure: Reduce drugged driver **fatalities** 7 percent from 197 (2016-2020 rolling average) to 184 (2018 – 2022 rolling average) by 2022.

	Baseline Data					2022 Target
	2016	2017	2018	2019	2020	
Drugged Driver Fatalities (FARS)	133	201	197	187	206	184

Note: 2020 preliminary calendar base year data was used to calculate the 2022 target.



Justification: Virginia conducted trend analyses using actual, 3-year and 5-year rolling averages. Virginia selected the 3-year rolling average linear trend line projecting a 7 percent reduction in drugged driver fatalities as a more achievable target than the annual or 5-year rolling average projections.

Strategies

1. Conduct Advanced Roadside Impaired Driving Enforcement (ARIDE) training throughout Virginia – 8 courses per year (CTW, Chapter 1, Section(s) 7.1, 7.3)
2. Continue to develop the Drug Recognition Expert Program, including ensuring there are a minimum of 65 certified ac20 DREs. (CTW, Chapter 1, Section(s) 7.1, 7.3)
3. Conduct a statewide training session for Virginia drug court staff (CTW, Chapter 1, Section(s) 3.1, 4.1, 4.4)
4. Conduct six Advanced DUID training for law enforcement and prosecutors to inform them of the latest trends, the DRE program, recent changes to legislation, best practices, and refresh their skills. (CTW, Chapter 1, Section(s) 7.1, 7.3)
5. Highway Safety Program Recruiter to recruit new and effective partners that will ensure our message to decrease drugged driver fatalities is reaching to diverse communities and to ensure equity is at the forefront for the program as we work to decrease speed related fatalities. This will allow for bring new community partners to the table.

Drugged Driver Safety: Budget Summary

Program Area	Project Focus	Budget	Funding Source
FM6OT	Drugged Driver	1,088,899.00	405d Impaired Driving Low
Total All Funds		1,088,899.00	

DRUGGED DRIVER PROJECTS

Project Number:	FM6OT-2022-52202-22202
Sub-recipient	Substance Abuse Free Environment, Inc.
Project Title:	It's All Impaired Driving Phase III
Project Amount:	403,605.00
Project Description:	Impaired driving prevention in Chesterfield.
Match Amount:	100,901.25
Indirect Cost:	35,295.00
Local Benefit:	0.00
TSEP Project:	No
Project Number:	FM6OT-2022-52329-22329
Sub-recipient	Supreme Court of Va
Project Title:	Virginia Specialty Dockets Training to Reduce Impaired Driving
Project Amount:	197,525.00
Project Description:	Statewide training conference to improve outcomes with hardcore drinking drivers.
Match Amount:	49,381.25
Indirect Cost:	0.00
Local Benefit:	0.00
TSEP Project:	No

Project Number: **FM6OT-2022-52362-22362**

Sub-recipient **Commonwealth Attorney's Services Council**
Project Title: CASC TSRP, Adv. DUI, DUID, DRE, Fatal Crash
Project Amount: **256,920.00**
Project Description: TSRP, crash training for prosecutors and law enforcement/printing of DUI manual/Adv. DUI and DUID training/DRE training.

Match Amount: **64,230.00**
Indirect Cost: 0.00
Local Benefit: **0.00**
TSEP Project: No

Project Number: **FM6OT-2022-52388-22388**

Sub-recipient **Virginia Dept of Motor Vehicles**
Project Title: Drug Recognition Expert Program, Advanced Roadside Impaired Driving Enforcement

Project Amount: **200,000.00**
Project Description: DRE and ARIDE training.
Match Amount: **50,000.00**
Indirect Cost: 0.00
Local Benefit: **0.00**
TSEP Project: No

Project Number: **FM6OT-2022-52389-22389**

Sub-recipient **Virginia Dept of Motor Vehicles**
Project Title: Drug Impaired Driving Program Coordination

Project Amount: **30,849.00**
Project Description: Drug-impaired focus.
Match Amount: **7,712.25**
Indirect Cost: 0.00
Local Benefit: **0.00**
TSEP Project: No

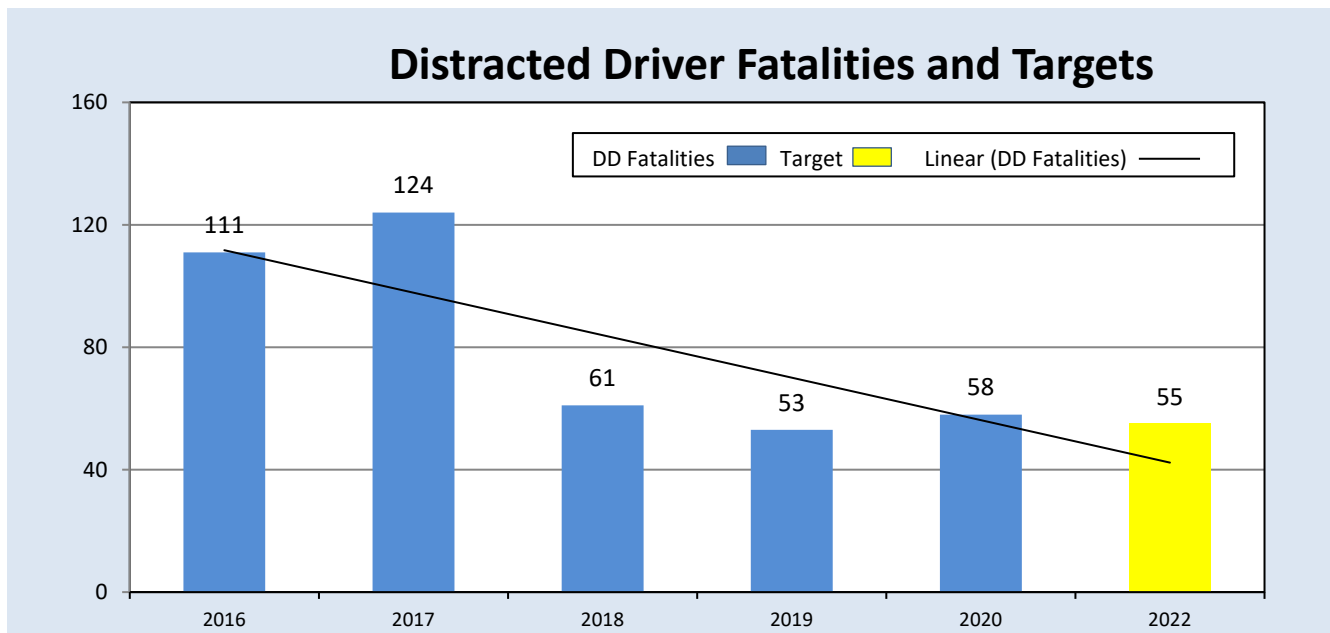
Distracted Driver Fatalities

In Virginia, distracted driver fatalities increased 9 percent in 2020 as compared to 2019 (58 vs. 53). There were also 63 other persons killed in addition to the distracted drivers. Failure to maintain control of the vehicle, did not have right-of-way, and speed accounted for sixty-two percent of the distracted driver fatalities. The top driver distraction, aside from “other,” was eyes not on the road. Ninety-five percent (55) of distracted driver fatalities were age 21 or older. Sixty percent (35) of the distracted driver fatalities were between the ages of 21-50, and thirty-five percent (20) ages 51 and over. The month of August had the highest number of distracted driver fatalities (9). Twenty-two percent of the fatalities occurred between the hours of 9pm and midnight (13). Twelve percent (7) of the distracted drivers had been drinking. The top jurisdictions for distracted driver fatalities were Fairfax County (5), Botetourt County, Chesterfield County, Norfolk City, Virginia Beach City, and Prince William County (3 fatalities each).

Measure: Reduce distracted driver **fatalities** 4 percent from 57 (2016-2020 rolling average) to 55 (2018 – 2022 rolling average) by 2022.

	Baseline Data					2022 Target
	2016	2017	2018	2019	2020	55
Distracted Driver Fatalities	111	124	61	53	58	

Note: 2020 calendar base year data was used to calculate the 2022 target. Source: TRENDS data.



Justification: Virginia conducted trend analyses using actual, 3-year and 5-year rolling averages. Virginia selected the 3-year rolling average linear trend line projecting a 4 percent reduction in distracted driver fatalities as a more achievable target than the annual or 5-year rolling average projections.

Strategies

1. Continue to support education and training through scholarships for law enforcement and teachers to attend the Distracted Driving Summit. (CTW Chapter 4 – Section(s) 2.2, 3.2).
2. Include distracted driving prevention messaging in youth peer-to-peer educational programs. (CTW Chapter 4 – Section(s) 2.2, 3.2).
3. To continue to educate on the Hands-free Phone law. (CTW Chapter 4 – Section(s) 2.2, 3.2).
4. Highway Safety Program Recruiter to recruit new and effective partners that will ensure our distracted driver message is reaching to diverse communities and to ensure equity is at the forefront as we work to decrease fatalities relayed to distracted drivers. This will allow for bring new community partners to the table.

Note: No funding is being awarded for this area.

Driver Education

Virginia will conduct education and awareness activities geared towards young/teen drivers, mature drivers, truck safety as well as the general driving population to reduce crashes, injuries and fatalities.

Innovated strategies focus on education and outreach efforts to increase awareness on issues involving transportation safety.

Measure: Increase awareness of and positively impact the behavior of users of Virginia’s roadways by December 31, 2022.

Strategies

1. Conduct a minimum of 5 education and awareness activities targeting the general driving population to reduce crashes, injuries and fatalities. (CTW Chapter 6 – Section(s) 2.1, 2.2. and Chapter 7 – Section(s) 1.2, 2.2, 3.1)
2. Highway Safety Program Recruiter to recruit new and effective partners that will ensure our speed program is reaching to diverse communities and to ensure equity is at the forefront as we work to decrease fatalities with our young/teen drivers. This will allow for bring new community partners to the table.

Driver Education Program Area: Budget Summary

Program Area	Project Focus	Budget	Funding Source
FDE	Driver Education	858,966.00	NHTSA 402
FDL*DE	Driver Education	70,267.00	405d Impaired Driving-Low (Flex)
Total All Funds		929,233.00	

DRIVER EDUCATION PROJECTS

Project Number: **FDE-2022-52132-22132**

Sub-recipient: **Virginia Trucking Assoc. Foundation**

Project Title: Truck Safety Programs Coordinator

Project Amount: **19,124.00**

Project Description: Truck safety - Reduce the number of crashes/injuries/fatalities involving commercial motor vehicles/education program.

Match Amount: **4,781.00**

Indirect Cost: 0.00

Local Benefit: **0.00**

TSEP Project: No

Project Number: **FDE-2022-52154-22154**

Sub-recipient: **Drive Smart of Virginia**

Project Title:	Community & Workplace Traffic Safety Education & Outreach
Project Amount:	228,640.00
Project Description:	Educational outreach distracted driving, bicycle/pedestrian outreach into community and workplaces.
Match Amount:	57,160.00
Indirect Cost:	29,823.00
Local Benefit:	0.00
TSEP Project:	No
Project Number:	FDE-2022-52283-22283
Sub-recipient	Virginia Dept of Motor Vehicles
Project Title:	Translation Service for FY2022 Highway Safety Educational Materials
Project Amount:	25,000.00
Project Description:	General highway safety to have educational materials reviewed for translation. This will allow the highway safety messages to be visible to diverse audiences.
Match Amount:	6,250.00
Indirect Cost:	0.00
Local Benefit:	0.00
TSEP Project:	No
Project Number:	FDE-2022-52427-22427
Sub-recipient	Dept for Aging and Rehabilitative Services
Project Title:	Virginia GrandDriver: Preparing to Re-enter the Traffic Flow Post COVID
Project Amount:	586,202.00
Project Description:	Mature driver focus, driver assessments and media campaign.
Match Amount:	146,550.50
Indirect Cost:	13,781.00
Local Benefit:	0.00
TSEP Project:	No
Project Number:	FDL*DE-2022-52047-22047
Sub-recipient	Virginia Commonwealth University
Project Title:	Project Impact
Project Amount:	70,267.00
Project Description:	Teen-based program presented in schools through driver education, physical education and/or health classes.
Match Amount:	17,566.75
Indirect Cost:	0.00
Local Benefit:	0.00
TSEP Project:	No

Community Traffic Safety Project (CP)

Virginia will continue to provide highway safety information, maintain, and build new partnerships and attend trainings locally, statewide and nationally.

Innovative strategies and funding should focus on training, education, and outreach.

Measure: Develop, lead, attend and evaluate education and awareness events by December 31, 2022.

Strategies

1. Enhance the DMV/VAHSO website with real-time interactive crash reporting and crash location data.
2. Partner with a minimum of 10 highway safety stakeholders on VAHSO safety initiatives.
3. VAHSO staff to attend and participate in a minimum of five local, state and national trainings.
4. To host the annual Highway Safety Summit.
5. Ensure our highway safety message represents the diversity of the Commonwealth.
6. Increase the number of new partnerships that will provide education and outreach to diverse communities.
7. Highway Safety Program Recruiter to recruit new and effective partners that will ensure our highway safety message is reaching to diverse communities and to ensure equity is at the forefront of our messaging. This will allow for bring new community partners to the table.

Community Traffic Safety Program Area: Budget Summary

Program Area	Project Focus	Budget	Funding Source
FCP	Community Traffic Safety	360,350.00	NHTSA 402
FDL*CP	Community Traffic Safety	804,225.00	405d Impaired Driving Low (Flex)
Total All Funds		1,164,575.00	

COMMUNITY TRAFFIC SAFETY PROJECTS

Project Number: **FCP-2022-52077-22077**

Sub-recipient: **Commission on VASAP**

Project Title: VASAP Virtual Training Support Grant

Project Amount: **51,000.00**

Project Description: Alcohol focused training for VASAP staff.

Match Amount: **12,750.00**

Indirect Cost: 0.00

Local Benefit: **0.00**

TSEP Project:	No
Project Number:	FCP-2022-52130-22130
Sub-recipient	Virginia Dept of Motor Vehicles
Project Title:	DMV/HSO Travel & Training
Project Amount:	65,000.00
Project Description:	Support for professional development and staff functions.
Match Amount:	16,250.00
Indirect Cost:	0.00
Local Benefit:	0.00
TSEP Project:	No
Project Number:	FCP-2022-52169-22169
Sub-recipient	Virginia Dept of Motor Vehicles
Project Title:	VAHSO Evaluation of Program
Project Amount:	90,000.00
Project Description:	Evaluation of highway safety projects to determine effectiveness.
Match Amount:	22,500.00
Indirect Cost:	0.00
Local Benefit:	0.00
TSEP Project:	No
Project Number:	FCP-2022-52282-22282
Sub-recipient	Virginia Dept of Motor Vehicles
Project Title:	TZD Website Maintenance and Update
Project Amount:	42,000.00
Project Description:	General highway safety functions related to updating the TZD website.
Match Amount:	10,500.00
Indirect Cost:	0.00
Local Benefit:	0.00
TSEP Project:	No
Project Number:	FCP-2022-52415-22415
Sub-recipient	Supreme Court of Va
Project Title:	Judicial Outreach Liaison-402
Project Amount:	16,650.00
Project Description:	Judicial Outreach Liaison to provide technical support to judges on highway safety issues.
Match Amount:	4,162.50
Indirect Cost:	0.00
Local Benefit:	0.00
TSEP Project:	No
Project Number:	FCP-2022-52435-22435
Sub-recipient	Virginia Dept of Motor Vehicles
Project Title:	Highway Safety Program Recruiter
Project Amount:	95,700.00
Project Description:	Outreach to build new relationships to bring on new partners/projects.

Match Amount:	23,925.00
Indirect Cost:	0.00
Local Benefit:	0.00
TSEP Project:	No
Project Number:	FDL*CP-2022-52261-22261
Sub-recipient	Virginia Dept of Motor Vehicles
Project Title:	2022 Virginia Highway Safety Summit
Project Amount:	180,000.00
Project Description:	Conference providing training and best practices information to highway safety partners.
Match Amount:	45,000.00
Indirect Cost:	0.00
Local Benefit:	0.00
TSEP Project:	No
Project Number:	FDL*CP-2022-52309-22309
Sub-recipient	Virginia Dept of Motor Vehicles
Project Title:	TZDVA.org Video Project
Project Amount:	624,225.00
Project Description:	Highway safety media messaging using advocates/victims to reach focus audience - occupant protection, speed, impaired drivers.
Match Amount:	156,056.25
Indirect Cost:	0.00
Local Benefit:	0.00
TSEP Project:	No

Police Traffic Services (PT)

Virginia will conduct training, education and outreach efforts to raise awareness on issues involving law enforcement and highway safety.

Innovative strategies and funding should focus on education and outreach efforts to increase awareness, knowledge and skills on issues involving highway safety, particularly with law enforcement.

Measure: Conduct a minimum of ten trainings and informational contacts with law enforcement by December 31, 2022.

Strategies

1. Retain a minimum of 3 VAHSO LEL's to work with law enforcement on highway safety initiatives.
2. To provide law enforcement training for effective enforcement efforts such as effective use of social media and other resources to educate the community on highway safety issues.
3. To provide training for law enforcement officers on changes to Virginia's traffic safety laws and effective enforcement efforts.
4. Partner with safety advocates to provide additional law enforcement training (i.e. Below 100 training and "Wear This... Not This".)

Police Traffic Services Program Area: Budget Summary

Program Area	Project Focus	Budget	Funding Source
FPT	Police Traffic Services	396,444.00	NHTSA 402
Total All Funds		396,444.00	

POLICE TRAFFIC SERVICES PROJECTS

Project Number:	FPT-2022-52143-22143
Sub-recipient	Virginia Dept of Motor Vehicles
Project Title:	FY 2022 Law Enforcement Liaisons
Project Amount:	169,425.00
Project Description:	Law enforcement liaisons to assist with building partnerships with law enforcement and training.
Match Amount:	42,356.25
Indirect Cost:	0.00
Local Benefit:	0.00
TSEP Project:	No
Project Number:	FPT-2022-52417-22417
Sub-recipient	VA Association of Chiefs of Police
Project Title:	Virginia Law Enforcement Training and Resources
Project Amount:	227,019.00

Project Description: Highway safety outreach, training and resources for law enforcement agencies and officers.
Match Amount: **56,754.75**
Indirect Cost: 20,638.00
Local Benefit: **0.00**
TSEP Project: No

Roadway Safety Program Area (RS)

Virginia will conduct regional training to increase the knowledge of safety partners in the identification of targeted safety issues to reduce crashes, injuries and fatalities Measure: Participate in six regional trainings on crash findings and techniques to improve awareness of roadway safety by December 31, 2022.

Measure: Participate in regional trainings on crash findings and techniques to improve awareness of roadway safety by December 31, 2022.

Strategies

1. Conduct three, two-week (80 hours) courses on "Fundamentals of Crash Investigation and Reconstruction" for law enforcement officers.
2. Contract for two, two-week (80 hours) courses on "Advanced Crash Investigation" for law enforcement officers.
3. Conduct three "Crash Data Retrieval (CDR) Technician Classes" for law enforcement officers.
4. Contract for three specialty Crash Investigation and Reconstruction classes for law enforcement officers based on need. Some classes will add to officers' ability to reconstruct DUI related crashes.
5. Provide technical assistance to law enforcement and prosecutors in the area of crash reconstruction.

Roadway Safety Program Area: Budget Summary

Program Area	Project Focus	Budget	Funding Source
154AL	Roadway Safety	44,550.00	154 Transfer
FRS	Roadway Safety	253,360.00	NHTSA 402
Total All Funds		297,910.00	

ROADWAY SAFETY PROJECTS

Project Number:	154AL-2022-52390-22390
Sub-recipient	Virginia Dept of Motor Vehicles
Project Title:	Crash Investigation & Reconstruction Program - AL
Project Amount:	44,550.00
Project Description:	Training and equipment to support DUI-related crash investigation.
Match Amount:	NA
Indirect Cost:	0.00
Local Benefit:	0.00
TSEP Project:	No
Project Number:	FRS-2022-52146-22146
Sub-recipient	Virginia Beach City

Project Title: Regional Training in Traffic Engineering
Project Amount: **20,000.00**
Project Description: Highway safety training for local traffic engineers.
Match Amount: **5,000.00**
Indirect Cost: 0.00
Local Benefit: **20,000.00**
TSEP Project: No
Project Number: **FRS-2022-52382-22382**

Sub-recipient **Virginia Dept of Motor Vehicles**
Project Title: Crash Investigation & Reconstruction Program - 402
Project Amount: **233,360.00**
Project Description: Training and equipment to support crash investigation.
Match Amount: **58,340.00**
Indirect Cost: 0.00
Local Benefit: **0.00**
TSEP Project: No

Planning and Administration (P&A)

DMV//VAHSO requires staffing to perform administrative functions such as overseeing day-to-day operations of the highway safety office, federal grants management and support for the program areas as well as for field operations. The P&A grant covers a portion of the salary for four administrative positions: two directors, one in the highway safety office and one in the grants management office; and two management analysts, one in the highway safety office and one in the grants management office. This funding also covers administrative costs for the highway safety and grants management office's to include utilities, technology and office supplies.

Measure: Provide planning and administrative support for the highway safety office, field staff and grants management.

Strategies

1. Hire and retain adequate staffing, minimum of 4 staff, to provide planning and administrative support.

Planning and Administration Area: Budget Summary

Program Area	Project Focus	Budget	Funding Source
FPA	Planning and Administration	275,036.00	NHTSA 402
Total All Funds		275,036.00	

PLANNING AND ADMINISTRATION PROJECTS

Project Number: **FPA-2022-52112-22112**

Sub-recipient: **Virginia Dept of Motor Vehicles**

Project Title: Planning and Administration

Project Amount: **275,036.00**

Project Description: Highway safety planning and administration.

Match Amount: **275,036.00**

Indirect Cost: 0.00

Local Benefit: **0.00**

TSEP Project: No

CORE BEHAVIOR PERFORMANCE MEASURE

Seat Belt Use Rate – Observed Seat Belt Use Survey

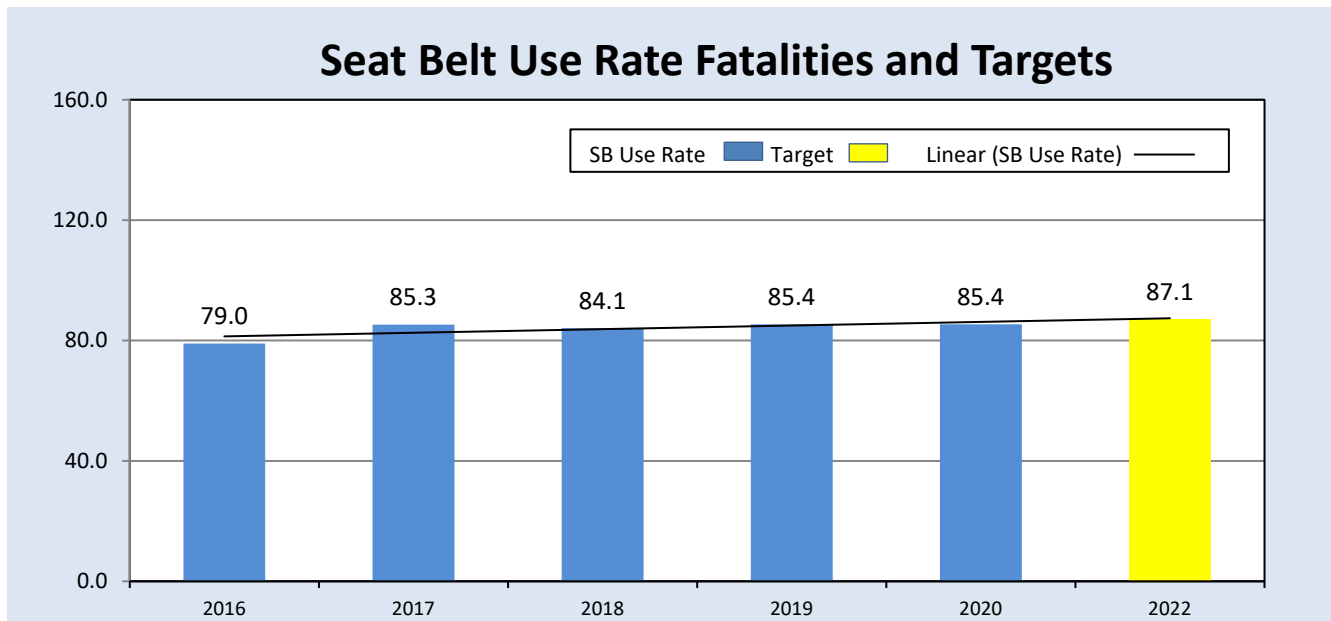
Virginia’s seat belt use has remained fairly level (Virginia’s seat belt law is secondary); but below the national average. The most recent statewide OP survey (2019) provided a use rate of 85.4 percent compared to the national average of 89.7 percent. The age group 21 to 35 accounted for 32 percent of the unrestrained fatalities. The highest number of unrestrained fatalities occurred between the hours of 6pm to 3am (51 percent).

Innovative strategies and funding to address this area should focus on statewide enforcement, educational and media efforts during key times of the day that will focus on high-risk populations ensuring that attitudinal survey results are considered in media and enforcement planning.

Measure B-1: Increase observed seat belt use for passenger vehicles, front seat outboard occupants by 2 percentage points from 85.4 percent in 2019 to 87.1 percent by 2022.

	Baseline Data					2020	2022 Target
	2016	2017	2018	2019	2020		
Observed Seat Belt Use Rate Survey	79.0	85.3	84.1	85.4	85.4		87.1

Note: Due to COVID19, Virginia did not complete a Seat Belt Use Survey in 2020. 2019’s survey rate was used for 2020. In addition, 2019 target is used for 2022 target.



Justification: COVID19, Virginia did not complete a Seat Belt Use Survey in 2020. 2019’s survey rate was used for 2020. In addition, Virginia selected the percent change (2 percent increase) in seat belt use rate as a more achievable target than the 3-year or 5 year rolling average.

Note: Observed Seat Belt Use Rate – Traffic Safety Facts Virginia (NHTSA)

Strategies

1. Conduct an observational survey to determine use of seat belts for front seat occupants in 2021 and provide results to NHTSA by March 1, 2022.
2. Conduct an attitudinal, telephone survey that will include questions regarding seat belt use, impaired driving, and speeding.

Observational Seat Belt Use Survey: Budget Summary

Program Area	Project Focus	Budget	Funding Source
FM2OP	Occupant Protection Observational Seat Belt Use and Survey	255,180.00	405b OP Low
Total All funds		\$255,180.00	

Note: Virginia's most recent statewide seat belt use rate (2019) is 85.4 percent and is lower than the national average of 89.7 percent. Due to the COVID-19 pandemic, Virginia did not conduct a 2020 seat belt use rate survey. Therefore, the 2019 use rate of 85.4 percent will also be used for the rate in 2020.

Media Plan for FY2022

Earned, owned and paid media advertising will be utilized throughout federal fiscal year 2022 in an effort to promote safe driving habits to Virginians. A comprehensive media buying and public relations firm will purchase paid advertising and engage in public relations efforts in conjunction with a series of high visible enforcement campaigns since effectiveness is improved when advertising coincides with law enforcement campaigns. Paid advertising methods will include various types of television, radio, online and digital, and other NHTSA-approved channels. Paid advertising will continue to take a data-driven approach, focusing on the audience who needs the message the most, and through the channels, they use the most. To measure effectiveness, the campaigns will include an evaluation element that focuses on campaign slogan recall. The public relations firm and the DMV Communications Office will solicit earned media through issuing news releases and pitching highway safety stories to local media outlets. Virginia DMV's owned media channels, including the agency's website and social media sites, will publicize safe driving messages to coincide with national and local safety campaigns, and whenever data shows more education on a particular topic is needed.

Click It or Ticket-May Mobilization

The purpose of the May 2022 Click It or Ticket media campaign will be to remind the public that seat belts save lives, and law enforcement will implement mobilizations to ensure that all vehicle occupants are buckled up. It will support the national Click It or Ticket mobilization that conveys safe driving behaviors before the highly traveled summer season. The statewide earned, owned and paid media campaign will focus on the audience of men ages 18 to 34, the highest unbuckled population in Virginia. Either NHTSA's Click It or Ticket campaign materials will be used, or newly developed, Virginia-specific campaign materials will air through paid mediums from a variety of different platforms from mid-May through the Memorial Day weekend. To support the campaign, DMV's Communications Office will post the video and other Click It or Ticket messaging on owned media sites throughout the campaign. A Click It or Ticket news conference will be held with law enforcement and other partners, and a news release will be issued to statewide media outlets.

PROJECTED PAID MEDIA & SUPPORT FUNDING (May and November mobilization): \$544,000

Click It or Ticket-November Mini-mobilization:

The purpose of the November Click It or Ticket mobilization and media campaign will be to remind the public that seat belts save lives, and law enforcement will implement mobilizations to ensure that all vehicle occupants are buckled up. The campaign encourages safe driving behaviors during one of the busiest travel holidays of the year – Thanksgiving. The statewide earned, owned and paid media campaign will focus on the audience of men ages 18 to 34, the highest unbuckled population in Virginia. Either NHTSA's Click It or Ticket campaign materials will be used, or newly developed Virginia-specific campaign materials will air through paid mediums from a variety of different platforms from Nov. 20-30, which includes Thanksgiving. To support the campaign, DMV's Communications Office will post the safety messages on owned media sites throughout the campaign.

PROJECTED PAID MEDIA & SUPPORT FUNDING (May and November mobilization): \$544,000

Seat Belt Media Campaign:

The purpose of the newly developed statewide seat belt media campaign is to sustain the seat belt message outside of the May and November Click It or Ticket mobilizations. Using data to include seat belt use rates and unrestrained fatality data the focus audience will be identified. New creatives will be developed for the media campaign. The campaign will be that of social norming to bring about a

change in behavior. The media campaign will run during designated times frames throughout FFY2022 outside of May and November.

PROJECTED PAID MEDIA & SUPPORT FUNDING: \$1,175,000

Local Heroes

The purpose of the Local Heroes campaign is to increase the seat belt rate among men ages 18 to 35 in selected counties. Sixty- and 30-second videos will be created featuring identified local first responders and recognizable locations. The campaign will air after the May Click It or Ticket mobilization on a variety of media platforms. The contracted public relations firm and the DMV Communications Office will issue a Local Heroes news release, engage in other public relations efforts, and post the videos on the agency's owned social media outlets. An evaluation survey of men in the target audience residing in the specific counties will be conducted.

PROJECTED PAID MEDIA & SUPPORT FUNDING: \$ 430,000

Grantee Occupant Protection Projects

Several DMV sub-recipients receive paid media funds to promote occupant protection messaging. The Eastern Virginia Medical School's Boost 'Em in the Back Seat campaign will be promoted through various platforms such as online, over-the-top streaming and outdoor advertising. Youth of Virginia Speak Out About Traffic Safety, or YOVASO, includes a buckle up message in its Arrive Alive campaign that will be publicized during the deadliest days of summer for teens. DRIVE SMART Virginia promotes several occupant protection campaigns through paid digital and on-site advertising including Love Clicks and Buckle Up, Live On.

Checkpoint Strikeforce/Drive Sober or Get Pulled Over

This statewide, DUI prevention paid advertising campaign, operated by the Washington Regional Alcohol Project, will coincide with the increased enforcement surrounding the national Drive Sober or Get Pulled Over mobilization from Labor Day through New Year's Eve. The advertising campaign will follow NHTSA's guidelines and support high visibility enforcement to decrease drunk driving. The primary focus will be men ages 21 to 34; with a particular emphasis on the younger portion of this age group since this population has the highest alcohol-related fatalities in Virginia. To reach this audience, paid advertising in the form of all types of television, online, digital, and social media will be utilized. An evaluation survey will be part of the campaign to measure effectiveness and better identify audiences that are not getting the message. To support the campaign, DMV's Communications Office will post the messaging created for the paid advertising campaign, and other anti-impaired driving messages, on owned media sites throughout the campaign. The purpose will be to remind the target audience and the rest of the public to plan ahead and designate a non-drinking driver before going out.

PROJECTED PAID MEDIA & SUPPORT FUNDING: \$ 1,129,280

Highway Safety Office DUI Prevention

In conjunction with the Checkpoint Strikeforce campaign, the same anti-drunk driving messaging will be publicized during holidays where drinking is prevalent. Checkpoint Strikeforce messaging will air through paid media channels on broadcast and cable television across Virginia for five days before and on St. Patrick's Day, Cinco De Mayo and Fourth of July. The objective of these campaigns is to reach the focus audience of males ages 21 to 34 with the same "call to action" message before beginning the holiday party – to designate a non-drinking driver. To support the campaign, DMV's Communications Office will post the same anti-drunk driving messaging, and other anti-impaired driving messages, on owned media sites throughout the three campaigns.

PROJECTED PAID MEDIA & SUPPORT FUNDING: \$ 624,225

Grantee DUI Prevention Projects

Several non-profit organizations in Virginia receive federal transportation safety paid media grant funds to publicize anti-drunk driving messaging. The Virginia Health, Physical Education, Recreation and Dance's Choose Your Vibe campaign, and Chesterfield Substance Abuse Free Environment's newly developed DUI and Drug impaired prevention campaign in Chesterfield County that will focus on diverse communities. MADD's Virginia chapter will promote messaging to end impaired driving through airtime on television and radio, as well as social media platforms.

The campaign will be during time periods and in areas where there are high numbers of drunk driving crashes, injuries and fatalities.

Motorcycle Safety

Earned, owned, and paid media will be used to encourage motorcyclists to ride safely and to wear proper riding gear, focusing on the dangers of speed. Both young sport bike riders and mature motorcyclists will be the focus of this campaign. The campaign, including a newly produced FFY2020, Virginia-based video for TV and online, will air for a week in late February in areas with high incidences of motorcycle crashes, based on data. Paid advertising channels will include a variety of media platforms. The campaign will include an evaluation survey to measure effectiveness and campaign slogan recall. To support the paid media campaign, the DMV Communications Office will issue a motorcycle safety news release, and post motorcycle safety messaging on DMV's owned media channels.

PROJECTED PAID MEDIA & SUPPORT FUNDING: \$80,000.00

Motorcycle Awareness

The Virginia-based video and campaign materials will be utilized for a robust earned and owned media campaign that will encourage other vehicle drivers to share the road with motorcycles, give motorcycles a second look and be aware of how a motorcycle's speed may be difficult to judge. The campaign materials will appear on variety of media platforms through a paid media campaign for one week in early March in areas with high incidences of motorcycle crashes involving another vehicle, based on data. The focus audience is all vehicle drivers will be determined based on a data analysis.

PROJECTED MEDIA & SUPPORT FUNDING: \$ 98,868

Pedestrian Safety Media Campaign

The purpose of the pedestrian safety media campaign is to decrease the pedestrian fatalities across the Commonwealth. The campaign is a statewide campaign with emphasized messaging in the areas where data reflects the need for the messaging. We will utilize the newly developed animated PSA that was developed in FY2021 titled, "If you don't know, don't go". Various media platforms will be used to air the media campaign during FY2022.

PROJECTED PAID MEDIA & SUPPORT FUNDING: \$ 71,126

**Cumulative Listing and Distribution
FY 2022 Grants Awarded**

Sub-recipient	Project Number	Project Title	Amount Approved
Alleghany County	154AL-2022-52002-22002	Selective Enforcement - Alcohol	11,600.00
Amherst County	154AL-2022-52337-22337	Selective Enforcement - Alcohol	20,320.00
Arlington County	154AL-2022-52082-22082	Selective Enforcement - Alcohol	14,750.00
Augusta County	154AL-2022-52332-22332	Selective Enforcement - Alcohol	38,600.00
Buckingham County	154AL-2022-52290-22290	Selective Enforcement - Alcohol	34,630.00
Campbell County	154AL-2022-52153-22153	Selective Enforcement - Alcohol	25,920.00
Caroline County	154AL-2022-52259-22259	Selective Enforcement - Alcohol	30,000.00
Charlotte County	154AL-2022-52434-22434	Selective Enforcement - Alcohol	11,200.00
Chesterfield County	154AL-2022-52226-22226	Selective Enforcement - Alcohol	132,205.00
Clarke County	154AL-2022-52074-22074	Selective Enforcement - Alcohol	9,900.00
Fairfax County	154AL-2022-52243-22243	DUI TF Selective Enforcement	1,026,398.00
Fairfax County	154AL-2022-52204-22204	Selective Enforcement - Alcohol	29,000.00
Fauquier County	154AL-2022-52115-22115	Selective Enforcement - Alcohol	18,350.00
Fluvanna County	154AL-2022-52340-22340	Selective Enforcement - Alcohol	21,560.00
Franklin County	154AL-2022-52117-22117	Selective Enforcement - Alcohol	28,087.00
Frederick County	154AL-2022-52214-22214	Selective Enforcement - Alcohol	20,725.00
Giles County	154AL-2022-52334-22334	Selective Enforcement - Alcohol	8,250.00
Goochland County	154AL-2022-52135-22135	Selective Enforcement - Alcohol	15,650.00
Grayson County	154AL-2022-52093-22093	Selective Enforcement - Alcohol	10,085.00

Greene County	154AL-2022-52126-22126	Selective Enforcement - Alcohol	8,200.00
Hanover County	154AL-2022-52305-22305	Selective Enforcement - Alcohol	107,936.00
Henrico County	154AL-2022-52158-22158	Selective Enforcement - Alcohol	225,600.00
Henry County	154AL-2022-52027-22027	Selective Enforcement - Alcohol	26,400.00
Isle of Wight County	154AL-2022-52356-22356	Selective Enforcement - Alcohol	24,354.00
James City County	154AL-2022-52368-22368	Selective Enforcement - Alcohol	24,485.00
King and Queen County	154AL-2022-52338-22338	Selective Enforcement - Alcohol	19,050.00
Loudoun County	154AL-2022-52021-22021	Selective Enforcement - Alcohol	32,700.00
Lunenburg County	154AL-2022-52422-22422	Selective Enforcement - Alcohol	14,000.00
Nelson County	154AL-2022-52033-22033	Selective Enforcement - Alcohol	12,550.00
New Kent County	154AL-2022-52239-22239	Selective Enforcement - Alcohol	39,900.00
Page County	154AL-2022-52385-22385	Selective Enforcement - Alcohol	5,280.00
Patrick County	154AL-2022-52086-22086	Selective Enforcement - Alcohol	10,300.00
Pittsylvania County	154AL-2022-52092-22092	Selective Enforcement - Alcohol	29,600.00
Prince William County	154AL-2022-52071-22071	Selective Enforcement - Alcohol	158,750.00
Pulaski County	154AL-2022-52110-22110	Selective Enforcement - Alcohol	28,680.00
Richmond County	154AL-2022-52235-22235	Selective Enforcement - Alcohol	14,600.00
Roanoke County	154AL-2022-52276-22276	Selective Enforcement - Alcohol	74,900.00
Rockbridge County	154AL-2022-52147-22147	Selective Enforcement - Alcohol	8,400.00
Rockingham County	154AL-2022-52016-22016	Selective Enforcement - Alcohol	30,035.00
Shenandoah County	154AL-2022-52431-22431	Selective Enforcement - Alcohol	13,300.00
Spotsylvania County	154AL-2022-52067-22067	Selective Enforcement - Alcohol	118,450.00
Stafford County	154AL-2022-52203-22203	Selective Enforcement - Alcohol	19,400.00

Tazewell County	154AL-2022-52255-22255	Selective Enforcement - Alcohol	17,600.00
Washington County	154AL-2022-52387-22387	Selective Enforcement - Alcohol	41,340.00
Westmoreland County	154AL-2022-52059-22059	Selective Enforcement - Alcohol	44,000.00
Wise County	154AL-2022-52171-22171	Selective Enforcement - Alcohol	44,600.00
Wythe County	154AL-2022-52163-22163	Selective Enforcement - Alcohol	22,100.00
York County	154AL-2022-52118-22118	Selective Enforcement - Alcohol	20,600.00
Chase City Town	154AL-2022-52380-22380	Selective Enforcement - Alcohol	7,839.00
Christiansburg Town	154AL-2022-52322-22322	Selective Enforcement - Alcohol	10,164.00
Culpeper Town	154AL-2022-52393-22393	Selective Enforcement - Alcohol	7,720.00
Farmville Town	154AL-2022-52307-22307	Selective Enforcement - Alcohol	19,500.00
Herndon Town	154AL-2022-52022-22022	Selective Enforcement - Alcohol	21,350.00
Narrows Town	154AL-2022-52277-22277	Selective Enforcement - Alcohol	13,100.00
Pearisburg Town	154AL-2022-52079-22079	Selective Enforcement - Alcohol	18,986.00
Pembroke Town	154AL-2022-52254-22254	Selective Enforcement - Alcohol	5,100.00
Vienna Town	154AL-2022-52048-22048	Selective Enforcement - Alcohol	23,600.00
South Boston Town	154AL-2022-52384-22384	Selective Enforcement - Alcohol	15,270.00
Alexandria City	154AL-2022-52140-22140	Selective Enforcement - Alcohol	22,400.00
Colonial Heights City	154AL-2022-52403-22403	Selective Enforcement - Alcohol	13,590.00
Danville City	154AL-2022-52272-22272	Selective Enforcement - Alcohol	18,570.00
Harrisonburg City	154AL-2022-52310-22310	Selective Enforcement - Alcohol	18,120.00
Lynchburg City	154AL-2022-52061-22061	Selective Enforcement - Alcohol	39,190.00
Manassas Park City	154AL-2022-52072-22072	Selective Enforcement - Alcohol	18,000.00
Newport News City	154AL-2022-52225-22225	Selective Enforcement - Alcohol	52,600.00

Norfolk City	154AL-2022-52023-22023	Selective Enforcement - Alcohol	41,435.00
Norton City	154AL-2022-52057-22057	Selective Enforcement - Alcohol	16,575.00
Portsmouth City	154AL-2022-52285-22285	Selective Enforcement - Alcohol	33,436.00
Richmond City	154AL-2022-52175-22175	Selective Enforcement - Alcohol	66,525.00
Roanoke City	154AL-2022-52010-22010	Selective Enforcement - Alcohol	32,144.00
Salem City	154AL-2022-52192-22192	Selective Enforcement - Alcohol	10,820.00
Suffolk City	154AL-2022-52138-22138	Selective Enforcement - Alcohol	14,422.00
Virginia Beach City	154AL-2022-52013-22013	Selective Enforcement - Alcohol	36,200.00
Williamsburg City	154AL-2022-52028-22028	Selective Enforcement - Alcohol	12,000.00
Winchester City	154AL-2022-52222-22222	Selective Enforcement - Alcohol	18,936.00
Drive Safe Hampton Roads	154AL-2022-52397-22397	Survive the Drive	41,520.00
Drive Smart of Virginia	154AL-2022-52297-22297	Impaired Driving Education & Outreach	478,230.00
WRAP	154AL-2022-52199-22199	FY 2022 Virginia Checkpoint Strikeforce Campaign	1,129,280.00
Virginia Dept of State Police	154AL-2022-52177-22177	Youth of Virginia Speak Out (YOVASO) Peer-to-Peer Education Program - AL	275,813.00
Supreme Court of Va	154AL-2022-52331-22331	Judicial Outreach Liaison	63,600.00
Virginia Dept of Motor Vehicles	154AL-2022-52399-22399	Alcohol Impaired Driving Program, Program Coordinator and SFST Coordinator	189,628.00
Virginia Dept of Motor Vehicles	154AL-2022-52390-22390	Crash Investigation & Reconstruction Program - AL	44,550.00
Chesapeake Bay Bridge Tunnel	154AL-2022-52268-22268	Selective Enforcement - Alcohol	3,320.00
Automotive Coalition for Traffic Safety, Inc	154AL-2022-52376-22376	VA DADSS Pilot Deployment Program	5,091,446.00
		Total 154AL	10,669,319.00
Bedford County	FAL-2022-52006-22006	Selective Enforcement - Alcohol	20,247.00

Gloucester County	FAL-2022-52219-22219	Selective Enforcement - Alcohol	19,750.00
Powhatan County	FAL-2022-52167-22167	Selective Enforcement - Alcohol	29,280.00
Prince Edward County	FAL-2022-52168-22168	Selective Enforcement - Alcohol	5,610.00
Prince George County	FAL-2022-52212-22212	Selective Enforcement - Alcohol	9,980.00
Dublin Town	FAL-2022-52201-22201	Selective Enforcement - Alcohol	7,400.00
New Market Town	FAL-2022-52011-22011	Selective Enforcement - Alcohol	7,986.00
Occoquan Town	FAL-2022-52018-22018	Selective Enforcement - Alcohol	4,800.00
Petersburg City	FAL-2022-52328-22328	Selective Enforcement - Alcohol	84,420.00
Commission on VASAP	FCP-2022-52077-22077	VASAP Virtual Training Support Grant	51,000.00
Supreme Court of Va	FCP-2022-52415-22415	Judicial Outreach Liaison-402	16,650.00
Virginia Dept of Motor Vehicles	FCP-2022-52169-22169	VAHSO Evaluation of Program	90,000.00
Virginia Dept of Motor Vehicles	FCP-2022-52130-22130	DMV/HSO Travel & Training	65,000.00
Virginia Dept of Motor Vehicles	FCP-2022-52282-22282	TZD Website Maintenance and Update	42,000.00
Virginia Dept of Motor Vehicles	FCP-2022-52435-22435	Highway Safety Program Recruiter	95,700.00
Prince William County	FDE-2022-52258-22258	Partners for Safe Teen Driving	49,764.00
Drive Smart of Virginia	FDE-2022-52154-22154	Community & Workplace Traffic Safety Education & Outreach	228,640.00
Virginia Trucking Assoc. Foundation	FDE-2022-52132-22132	Truck Safety Programs Coordinator	19,124.00
Dept for Aging and Rehabilitative Services	FDE-2022-52427-22427	Virginia GrandDriver: Preparing to Re-enter the Traffic Flow Post COVID	586,202.00
Virginia Dept of Motor Vehicles	FDE-2022-52283-22283	Translation Service for FY2022 Highway Safety Educational Materials	25,000.00
East End Renaissance Council	FDE-2022-52432-22432	ME and MY Ride	17,490.00

Virginia Dept of Motor Vehicles	FMC-2022-52402-22402	Motorcycle Education Quality Assurance Program	188,800.00
Accomack County	FOP-2022-52311-22311	Selective Enforcement - Occupant Protection	22,300.00
Alleghany County	FOP-2022-52003-22003	Selective Enforcement - Occupant Protection	3,600.00
Amherst County	FOP-2022-52339-22339	Selective Enforcement - Occupant Protection	4,000.00
Arlington County	FOP-2022-52195-22195	Selective Enforcement - Occupant Protection	8,024.00
Augusta County	FOP-2022-52373-22373	Selective Enforcement - Occupant Protection	4,120.00
Bedford County	FOP-2022-52009-22009	Selective Enforcement - Occupant Protection	4,550.00
Botetourt County	FOP-2022-52007-22007	Selective Enforcement - Occupant Protection	3,800.00
Buchanan County	FOP-2022-52296-22296	Selective Enforcement - Occupant Protection	7,500.00
Buckingham County	FOP-2022-52294-22294	Selective Enforcement - Occupant Protection	4,800.00
Campbell County	FOP-2022-52148-22148	Selective Enforcement - Occupant Protection	12,000.00
Dickenson County	FOP-2022-52103-22103	Selective Enforcement - Occupant Protection	3,000.00
Franklin County	FOP-2022-52122-22122	Selective Enforcement - Occupant Protection	2,625.00
Gloucester County	FOP-2022-52220-22220	Selective Enforcement - Occupant Protection	6,300.00
Hanover County	FOP-2022-52301-22301	Selective Enforcement - Occupant Protection	9,360.00
Henrico County	FOP-2022-52160-22160	Selective Enforcement - Occupant Protection	40,750.00
James City County	FOP-2022-52371-22371	Selective Enforcement - Occupant Protection	6,424.00
King and Queen County	FOP-2022-52345-22345	Selective Enforcement - Occupant Protection	5,250.00
Lancaster County	FOP-2022-52372-22372	Selective Enforcement - Occupant Protection	3,850.00

Montgomery County	FOP-2022-52137-22137	Selective Enforcement - Occupant Protection	2,700.00
New Kent County	FOP-2022-52245-22245	Selective Enforcement - Occupant Protection	8,800.00
Northumberland County	FOP-2022-52080-22080	Selective Enforcement - Occupant Protection	3,220.00
Nottoway County	FOP-2022-52046-22046	Selective Enforcement - Occupant Protection	3,400.00
Page County	FOP-2022-52409-22409	Selective Enforcement - Occupant Protection	3,000.00
Patrick County	FOP-2022-52088-22088	Selective Enforcement - Occupant Protection	7,700.00
Pittsylvania County	FOP-2022-52094-22094	Selective Enforcement - Occupant Protection	8,100.00
Prince Edward County	FOP-2022-52211-22211	Selective Enforcement - Occupant Protection	2,475.00
Prince George County	FOP-2022-52379-22379	Selective Enforcement - Occupant Protection	5,740.00
Prince William County	FOP-2022-52000-22000	Selective Enforcement - Occupant Protection	38,500.00
Richmond County	FOP-2022-52237-22237	Selective Enforcement - Occupant Protection	2,250.00
Roanoke County	FOP-2022-52299-22299	Selective Enforcement - Occupant Protection	16,400.00
Rockbridge County	FOP-2022-52157-22157	Selective Enforcement - Occupant Protection	4,200.00
Scott County	FOP-2022-52014-22014	Selective Enforcement - Occupant Protection	2,400.00
Spotsylvania County	FOP-2022-52436-22436	Selective Enforcement - Occupant Protection	6,500.00
Stafford County	FOP-2022-52227-22227	Selective Enforcement - Occupant Protection	7,200.00
Tazewell County	FOP-2022-52264-22264	Selective Enforcement - Occupant Protection	13,750.00
Warren County	FOP-2022-52426-22426	Selective Enforcement - Occupant Protection	3,500.00
Washington County	FOP-2022-52400-22400	Selective Enforcement - Occupant Protection	6,600.00
Westmoreland County	FOP-2022-52005-22005	Selective Enforcement - Occupant Protection	4,900.00
Wythe County	FOP-2022-52164-22164	Selective Enforcement - Occupant Protection	14,000.00

Chatham Town	FOP-2022-52215-22215	Selective Enforcement - Occupant Protection	6,000.00
Christiansburg Town	FOP-2022-52348-22348	Selective Enforcement - Occupant Protection	2,688.00
Coeburn Town	FOP-2022-52233-22233	Selective Enforcement - Occupant Protection	3,000.00
Crewe Town	FOP-2022-52019-22019	Selective Enforcement - Occupant Protection	6,800.00
Dublin Town	FOP-2022-52413-22413	Selective Enforcement - Occupant Protection	3,000.00
Exmore Town	FOP-2022-52188-22188	Selective Enforcement - Occupant Protection	1,200.00
Halifax Town	FOP-2022-52100-22100	Selective Enforcement - Occupant Protection	6,000.00
Hillsville Town	FOP-2022-52035-22035	Selective Enforcement - Occupant Protection	6,000.00
Onancock Town	FOP-2022-52183-22183	Selective Enforcement - Occupant Protection	6,720.00
Pennington Gap Town	FOP-2022-52065-22065	Selective Enforcement - Occupant Protection	2,250.00
Tazewell Town	FOP-2022-52321-22321	Selective Enforcement - Occupant Protection	1,875.00
South Boston Town	FOP-2022-52423-22423	Selective Enforcement - Occupant Protection	5,715.00
Bedford Town	FOP-2022-52437-22437	Selective Enforcement - Occupant Protection	2,625.00
Chesapeake City	FOP-2022-52090-22090	Selective Enforcement - Occupant Protection	14,000.00
Danville City	FOP-2022-52273-22273	Selective Enforcement - Occupant Protection	5,250.00
Galax City	FOP-2022-52361-22361	Selective Enforcement - Occupant Protection	3,900.00
Lexington City	FOP-2022-52121-22121	Selective Enforcement - Occupant Protection	3,500.00
Manassas Park City	FOP-2022-52184-22184	Selective Enforcement - Occupant Protection	5,400.00
Norfolk City	FOP-2022-52159-22159	Selective Enforcement - Occupant Protection	9,000.00
Poquoson City	FOP-2022-52286-22286	Selective Enforcement - Occupant Protection	5,005.00
Portsmouth City	FOP-2022-52287-22287	Selective Enforcement - Occupant Protection	6,958.00

Richmond City	FOP-2022-52170-22170	Selective Enforcement - Occupant Protection	11,000.00
Roanoke City	FOP-2022-52127-22127	Selective Enforcement - Occupant Protection	13,440.00
Suffolk City	FOP-2022-52134-22134	Selective Enforcement - Occupant Protection	3,234.00
Virginia Beach City	FOP-2022-52129-22129	Selective Enforcement - Occupant Protection	29,400.00
Drive Safe Hampton Roads	FOP-2022-52377-22377	Occupant Protection	59,049.00
ODU Research Foundation	FOP-2022-52335-22335	Occupant Protection in Virginia: Continuing Deployment of Best Practices	138,138.00
Virginia Dept of Health	FOP-2022-52066-22066	Virginia Department of Health Child Passenger Safety Program	299,853.00
Virginia Dept of State Police	FOP-2022-52176-22176	Youth of Virginia Speak Out (YOVASO) Peer-to-Peer Education Program - OP	295,169.00
Virginia Dept of Motor Vehicles	FOP-2022-52284-22284	Occupant Protection Paid Media	1,719,000.00
Virginia Dept of Motor Vehicles	FOP-2022-52260-22260	Local Heroes Video Campaign	430,000.00
Virginia Dept of Motor Vehicles	FPA-2022-52112-22112	Planning and Administration	275,036.00
Arlington County	FPS-2022-52208-22208	Selective Enforcement - Pedestrian/Bicycle	10,030.00
Chesterfield County	FPS-2022-52232-22232	Selective Enforcement - Pedestrian/Bicycle	5,400.00
Fairfax County	FPS-2022-52241-22241	Selective Enforcement - Pedestrian/Bicycle	6,000.00
Halifax Town	FPS-2022-52101-22101	Selective Enforcement - Pedestrian/Bicycle	1,800.00
Occoquan Town	FPS-2022-52031-22031	Selective Enforcement - Pedestrian/Bicycle	3,500.00
Alexandria City	FPS-2022-52181-22181	Selective Enforcement - Pedestrian/Bicycle	7,168.00
Fairfax City	FPS-2022-52407-22407	Selective Enforcement - Pedestrian/Bicycle	3,000.00
Harrisonburg City	FPS-2022-52315-22315	Selective Enforcement - Pedestrian/Bicycle	6,000.00

Richmond City	FPS-2022-52166-22166	Selective Enforcement - Pedestrian/Bicycle	7,150.00
Roanoke City	FPS-2022-52266-22266	Roanoke Pedestrian Safety Campaign Youth Focus	200,000.00
Roanoke City	FPS-2022-52149-22149	Selective Enforcement - Pedestrian/Bicycle	3,840.00
Salem City	FPS-2022-52191-22191	Selective Enforcement - Pedestrian/Bicycle	2,660.00
Williamsburg City	FPS-2022-52039-22039	Selective Enforcement - Pedestrian/Bicycle	4,000.00
Metro Washington Council of Gov	FPS-2022-52392-22392	Street Smart Pedestrian and Bicycle Safety Program	220,000.00
Northern Virginia Regional Commission	FPS-2022-52230-22230	2022 Share Virginia Roads: Pedestrian and Bicycle Education	123,983.00
Metropolitan Richmond Sports Backers, Inc.	FPS-2022-52428-22428	Bike Law Education: Change Lanes to Pass	17,500.00
VA Association of Chiefs of Police	FPT-2022-52417-22417	Virginia Law Enforcement Training and Resources	227,019.00
Virginia Dept of Motor Vehicles	FPT-2022-52143-22143	FY 2022 Law Enforcement Liaisons	169,425.00
Virginia Beach City	FRS-2022-52146-22146	Regional Training in Traffic Engineering	20,000.00
Virginia Dept of Motor Vehicles	FRS-2022-52382-22382	Crash Investigation & Reconstruction Program - 402	233,360.00
Alleghany County	FSC-2022-52004-22004	Selective Enforcement - Speed	7,200.00
Amelia County	FSC-2022-52429-22429	Selective Enforcement - Speed	15,000.00
Amherst County	FSC-2022-52336-22336	Selective Enforcement - Speed	23,023.00
Arlington County	FSC-2022-52350-22350	Selective Enforcement - Speed	5,130.00
Arlington County	FSC-2022-52200-22200	Selective Enforcement - Speed	28,694.00
Augusta County	FSC-2022-52346-22346	Selective Enforcement - Speed	15,443.00
Bedford County	FSC-2022-52008-22008	Selective Enforcement - Speed	11,200.00
Botetourt County	FSC-2022-52302-22302	Selective Enforcement - Speed	17,042.00

Buckingham County	FSC-2022-52295-22295	Selective Enforcement - Speed	24,159.00
Campbell County	FSC-2022-52155-22155	Selective Enforcement - Speed	21,802.00
Charles City County	FSC-2022-52378-22378	Selective Enforcement - Speed	13,650.00
Chesterfield County	FSC-2022-52231-22231	Selective Enforcement - Speed	136,800.00
Clarke County	FSC-2022-52076-22076	Selective Enforcement - Speed	7,200.00
Craig County	FSC-2022-52068-22068	Selective Enforcement - Speed	6,000.00
Culpeper County	FSC-2022-52318-22318	Selective Enforcement - Speed	21,352.00
Fairfax County	FSC-2022-52234-22234	Selective Enforcement - Speed	50,400.00
Fauquier County	FSC-2022-52055-22055	Selective Enforcement - Speed	15,750.00
Floyd County	FSC-2022-52073-22073	Selective Enforcement - Speed	8,850.00
Franklin County	FSC-2022-52131-22131	Selective Enforcement - Speed	12,250.00
Frederick County	FSC-2022-52217-22217	Selective Enforcement - Speed	18,830.00
Giles County	FSC-2022-52330-22330	Selective Enforcement - Speed	8,250.00
Gloucester County	FSC-2022-52221-22221	Selective Enforcement - Speed	6,975.00
Goochland County	FSC-2022-52324-22324	Selective Enforcement - Speed	16,752.00
Grayson County	FSC-2022-52095-22095	Selective Enforcement - Speed	4,862.00
Greene County	FSC-2022-52151-22151	Selective Enforcement - Speed	4,100.00
Hanover County	FSC-2022-52304-22304	Selective Enforcement - Speed	21,170.00
Henrico County	FSC-2022-52161-22161	Selective Enforcement - Speed	65,162.00
Henry County	FSC-2022-52026-22026	Selective Enforcement - Speed	17,831.00
Isle of Wight County	FSC-2022-52374-22374	Selective Enforcement - Speed	5,448.00
James City County	FSC-2022-52369-22369	Selective Enforcement - Speed	29,866.00
King and Queen County	FSC-2022-52344-22344	Selective Enforcement - Speed	12,250.00

King George County	FSC-2022-52279-22279	Selective Enforcement - Speed	17,780.00
King William County	FSC-2022-52270-22270	Selective Enforcement - Speed	6,300.00
Lancaster County	FSC-2022-52363-22363	Selective Enforcement - Speed	8,300.00
Loudoun County	FSC-2022-52032-22032	Selective Enforcement - Speed	34,956.00
Louisa County	FSC-2022-52396-22396	Selective Enforcement - Speed	7,445.00
Lunenburg County	FSC-2022-52421-22421	Selective Enforcement - Speed	20,932.00
Mathews County	FSC-2022-52179-22179	Selective Enforcement - Speed	7,200.00
Montgomery County	FSC-2022-52145-22145	Selective Enforcement - Speed	9,900.00
New Kent County	FSC-2022-52244-22244	Selective Enforcement - Speed	18,000.00
Northumberland County	FSC-2022-52081-22081	Selective Enforcement - Speed	10,500.00
Nottoway County	FSC-2022-52044-22044	Selective Enforcement - Speed	9,800.00
Page County	FSC-2022-52408-22408	Selective Enforcement - Speed	5,500.00
Patrick County	FSC-2022-52209-22209	Selective Enforcement - Speed	9,380.00
Powhatan County	FSC-2022-52172-22172	Selective Enforcement - Speed	33,588.00
Prince Edward County	FSC-2022-52128-22128	Selective Enforcement - Speed	10,854.00
Prince George County	FSC-2022-52218-22218	Selective Enforcement - Speed	9,880.00
Prince William County	FSC-2022-52069-22069	Selective Enforcement - Speed	80,196.00
Pulaski County	FSC-2022-52251-22251	Selective Enforcement - Speed	20,144.00
Rappahannock County	FSC-2022-52269-22269	Selective Enforcement - Speed	7,000.00
Richmond County	FSC-2022-52236-22236	Selective Enforcement - Speed	9,000.00
Roanoke County	FSC-2022-52300-22300	Selective Enforcement - Speed	38,650.00
Rockbridge County	FSC-2022-52156-22156	Selective Enforcement - Speed	7,000.00
Scott County	FSC-2022-52015-22015	Selective Enforcement - Speed	5,728.00

Smyth County	FSC-2022-52105-22105	Selective Enforcement - Speed	4,800.00
Spotsylvania County	FSC-2022-52083-22083	Selective Enforcement - Speed	77,500.00
Stafford County	FSC-2022-52216-22216	Selective Enforcement - Speed	14,400.00
Surry County	FSC-2022-52150-22150	Selective Enforcement - Speed	13,348.00
Tazewell County	FSC-2022-52265-22265	Selective Enforcement - Speed	14,000.00
Warren County	FSC-2022-52425-22425	Selective Enforcement - Speed	8,750.00
Washington County	FSC-2022-52394-22394	Selective Enforcement - Speed	16,500.00
Westmoreland County	FSC-2022-52060-22060	Selective Enforcement - Speed	21,400.00
Wythe County	FSC-2022-52165-22165	Selective Enforcement - Speed	35,000.00
York County	FSC-2022-52136-22136	Selective Enforcement - Speed	22,335.00
Abingdon Town	FSC-2022-52314-22314	Selective Enforcement - Speed	14,300.00
Altavista Town	FSC-2022-52420-22420	Selective Enforcement - Speed	3,500.00
Berryville Town	FSC-2022-52089-22089	Selective Enforcement - Speed	3,700.00
Big Stone Gap Town	FSC-2022-52440-22440	Selective Enforcement - Speed	13,225.00
Blacksburg Town	FSC-2022-52250-22250	Selective Enforcement - Speed	12,960.00
Blackstone Town	FSC-2022-52240-22240	Selective Enforcement - Speed	8,293.00
Boykins Town	FSC-2022-52229-22229	Selective Enforcement - Speed	7,565.00
Chase City Town	FSC-2022-52381-22381	Selective Enforcement - Speed	7,742.00
Chilhowie Town	FSC-2022-52120-22120	Selective Enforcement - Speed	20,600.00
Chincoteague Town	FSC-2022-52062-22062	Selective Enforcement - Speed	13,754.00
Christiansburg Town	FSC-2022-52349-22349	Selective Enforcement - Speed	10,038.00
Clarksville Town	FSC-2022-52433-22433	Selective Enforcement - Speed	8,696.00
Clintwood Town	FSC-2022-52056-22056	Selective Enforcement - Speed	11,500.00

Coeburn Town	FSC-2022-52358-22358	Selective Enforcement - Speed	8,244.00
Crewe Town	FSC-2022-52020-22020	Selective Enforcement - Speed	6,800.00
Culpeper Town	FSC-2022-52398-22398	Selective Enforcement - Speed	7,823.00
Dayton Town	FSC-2022-52040-22040	Selective Enforcement - Speed	4,000.00
Dublin Town	FSC-2022-52207-22207	Selective Enforcement - Speed	9,222.00
Dumfries Town	FSC-2022-52395-22395	Selective Enforcement - Speed	18,600.00
Exmore Town	FSC-2022-52187-22187	Selective Enforcement - Speed	13,300.00
Farmville Town	FSC-2022-52308-22308	Selective Enforcement - Speed	16,664.00
Front Royal Town	FSC-2022-52106-22106	Selective Enforcement - Speed	15,179.00
Gate City Town	FSC-2022-52366-22366	Selective Enforcement - Speed	3,000.00
Grundy Town	FSC-2022-52333-22333	Selective Enforcement - Speed	6,300.00
Halifax Town	FSC-2022-52099-22099	Selective Enforcement - Speed	12,000.00
Herndon Town	FSC-2022-52024-22024	Selective Enforcement - Speed	16,403.00
Hillsville Town	FSC-2022-52036-22036	Selective Enforcement - Speed	6,000.00
Lebanon Town	FSC-2022-52253-22253	Selective Enforcement - Speed	8,622.00
Louisa Town	FSC-2022-52139-22139	Selective Enforcement - Speed	5,675.00
Marion Town	FSC-2022-52017-22017	Selective Enforcement - Speed	14,236.00
Middletown Town	FSC-2022-52224-22224	Selective Enforcement - Speed	4,000.00
Narrows Town	FSC-2022-52278-22278	Selective Enforcement - Speed	11,375.00
Occoquan Town	FSC-2022-52029-22029	Selective Enforcement - Speed	6,500.00
Onley Town	FSC-2022-52102-22102	Selective Enforcement - Speed	7,200.00
Pearisburg Town	FSC-2022-52078-22078	Selective Enforcement - Speed	18,944.00
Pembroke Town	FSC-2022-52246-22246	Selective Enforcement - Speed	10,800.00

Pennington Gap Town	FSC-2022-52438-22438	Selective Enforcement - Speed	4,300.00
Saint Paul Town	FSC-2022-52439-22439	Selective Enforcement - Speed	5,600.00
Saltville Town	FSC-2022-52401-22401	Selective Enforcement - Speed	10,100.00
Scottsville Town	FSC-2022-52194-22194	Selective Enforcement - Speed	5,300.00
Smithfield Town	FSC-2022-52293-22293	Selective Enforcement - Speed	11,236.00
Tappahannock Town	FSC-2022-52288-22288	Selective Enforcement - Speed	3,750.00
Tazewell Town	FSC-2022-52249-22249	Selective Enforcement - Speed	5,000.00
Timberville Town	FSC-2022-52162-22162	Selective Enforcement - Speed	3,500.00
Vienna Town	FSC-2022-52050-22050	Selective Enforcement - Speed	17,700.00
Vinton Town	FSC-2022-52262-22262	Selective Enforcement - Speed	18,672.00
Warsaw Town	FSC-2022-52411-22411	Selective Enforcement - Speed	3,000.00
Weber City Town	FSC-2022-52354-22354	Selective Enforcement - Speed	7,300.00
Bedford Town	FSC-2022-52085-22085	Selective Enforcement - Speed	7,000.00
Alexandria City	FSC-2022-52180-22180	Selective Enforcement - Speed	16,800.00
Bristol City	FSC-2022-52405-22405	Selective Enforcement - Speed	50,200.00
Chesapeake City	FSC-2022-52091-22091	Selective Enforcement - Speed	7,000.00
Danville City	FSC-2022-52274-22274	Selective Enforcement - Speed	9,100.00
Fairfax City	FSC-2022-52406-22406	Selective Enforcement - Speed	7,000.00
Falls Church City	FSC-2022-52370-22370	Selective Enforcement - Speed	10,080.00
Fredericksburg City	FSC-2022-52141-22141	Selective Enforcement - Speed	16,800.00
Galax City	FSC-2022-52383-22383	Selective Enforcement - Speed	7,200.00
Hampton City	FSC-2022-52319-22319	Selective Enforcement - Speed	50,630.00
Harrisonburg City	FSC-2022-52312-22312	Selective Enforcement - Speed	9,875.00

Hopewell City	FSC-2022-52210-22210	Selective Enforcement - Speed	11,004.00
Lynchburg City	FSC-2022-52108-22108	Selective Enforcement - Speed	17,500.00
Manassas City	FSC-2022-52248-22248	Selective Enforcement - Speed	11,236.00
Manassas Park City	FSC-2022-52185-22185	Selective Enforcement - Speed	31,491.00
Martinsville City	FSC-2022-52030-22030	Selective Enforcement - Speed	5,600.00
Norfolk City	FSC-2022-52152-22152	Selective Enforcement - Speed	46,898.00
Portsmouth City	FSC-2022-52292-22292	Selective Enforcement - Speed	22,319.00
Radford City	FSC-2022-52317-22317	Selective Enforcement - Speed	6,750.00
Richmond City	FSC-2022-52174-22174	Selective Enforcement - Speed	70,693.00
Roanoke City	FSC-2022-52144-22144	Selective Enforcement - Speed	27,560.00
Salem City	FSC-2022-52190-22190	Selective Enforcement - Speed	13,650.00
Staunton City	FSC-2022-52054-22054	Selective Enforcement - Speed	12,552.00
Suffolk City	FSC-2022-52320-22320	Selective Enforcement - Speed	11,982.00
Virginia Beach City	FSC-2022-52116-22116	Selective Enforcement - Speed	77,503.00
Waynesboro City	FSC-2022-52404-22404	Selective Enforcement - Speed	11,970.00
Williamsburg City	FSC-2022-52045-22045	Selective Enforcement - Speed	8,000.00
Virginia Dept of State Police	FSC-2022-52052-22052	Selective Enforcement - Speed	600,000.00
Virginia Commonwealth University	FSC-2022-52197-22197	Selective Enforcement - Speed	8,525.00
Old Dominion University Police	FSC-2022-52386-22386	Selective Enforcement - Speed	22,126.00
Chesapeake Bay Bridge Tunnel	FSC-2022-52267-22267	Selective Enforcement - Speed	7,884.00
Virginia Dept of Motor Vehicles	FTR-2022-52114-22114	VA Tech Analytics and Reporting	277,825.00
Virginia Dept of Motor Vehicles	FTR-2022-52111-22111	State-to-State (S2S) Verification System	90,000.00

Virginia Dept of Motor Vehicles	FTR-2022-52173-22173	VA Tech Highway Safety Dashboard Project	142,223.00
Virginia Dept of Motor Vehicles	FTR-2022-52113-22113	VA Tech Crash Location Project	281,116.00
Virginia Dept of Motor Vehicles	FTR-2022-52430-22430	State to State (S2S) Driver History Record	150,000.00
		Total NHTSA 402	10,523,288.00
Children's Hospital/King's Daughters	FM2CSS-2022-52042-22042	The Child Passenger Safety Program at CHKD	25,800.00
Culpeper County	FM2HVE-2022-52323-22323	Selective Enforcement - Occupant Protection	4,500.00
Goochland County	FM2HVE-2022-52325-22325	Selective Enforcement - Occupant Protection	3,150.00
Lee County	FM2HVE-2022-52441-22441	Selective Enforcement - Occupant Protection	3,000.00
Pulaski County	FM2HVE-2022-52252-22252	Selective Enforcement - Occupant Protection	10,200.00
Dayton Town	FM2HVE-2022-52041-22041	Selective Enforcement - Occupant Protection	4,000.00
Virginia Dept of State Police	FM2HVE-2022-52051-22051	Selective Enforcement - Occupant Protection	205,000.00
ODU Research Foundation	FM2OP-2022-52342-22342	Virginia Seat Belt and CORE Surveys 2022	255,180.00
Drive Smart of Virginia	FM2PE-2022-52291-22291	Occupant Protection Education & Outreach	187,677.00
Eastern VA Medical School	FM2PE-2022-52186-22186	Car Safety Now: Promoting Child Occupant Protection for Children and Teens	129,219.00
Virginia Dept of Motor Vehicles	FM2TR-2022-52205-22205	Occupant Protection for Children Training Program	43,360.00
		Total 405b OP Low	871,086.00

Virginia Dept of Motor Vehicles	FM3DA-2022-52109-22109	Traffic Records Electronic Data System Projects - TREDIS	1,009,000.00
		Total 405c Data Programs	1,009,000.00
Virginia Commonwealth University	FDL*CP-2022-52124-22124	GRACY	65,487.00
Virginia Dept of Motor Vehicles	FDL*CP-2022-52309-22309	TZDVA.org Video Project	624,225.00
Virginia Dept of Motor Vehicles	FDL*CP-2022-52261-22261	2022 Virginia Highway Safety Summit	180,000.00
Virginia Dept of Education	FDL*DE-2022-52357-22357	Driver Education	261,000.00
Virginia Commonwealth University	FDL*DE-2022-52047-22047	Project Impact	70,267.00
Virginia Dept of Motor Vehicles	FDL*DE-2022-52182-22182	45-hour Parent/Teen Guide	55,250.00
VADETS	FDL*DE-2022-52263-22263	Choose Your Vibe - Arrive Alive!	269,273.00
Virginia Dept of Motor Vehicles	FDL*MC-2022-52281-22281	Motorcycle Safety Paid Media	80,000.00
Richmond Ambulance Authority	FDL*MC-2022-52412-22412	Rider Alert	9,240.00
		Total 405d Impaired Driving Low - Flex	1,614,742.00
Botetourt County	FM6OT-2022-52001-22001	Selective Enforcement - Alcohol	17,800.00
Buchanan County	FM6OT-2022-52189-22189	Selective Enforcement - Alcohol	12,600.00
Culpeper County	FM6OT-2022-52316-22316	Selective Enforcement - Alcohol	16,100.00
Dickenson County	FM6OT-2022-52104-22104	Selective Enforcement - Alcohol	17,600.00
King George County	FM6OT-2022-52275-22275	Selective Enforcement - Alcohol	8,700.00
Lee County	FM6OT-2022-52343-22343	Selective Enforcement - Alcohol	12,267.00
Mathews County	FM6OT-2022-52178-22178	Selective Enforcement - Alcohol	8,500.00
Montgomery County	FM6OT-2022-52133-22133	Selective Enforcement - Alcohol	15,740.00

Northumberland County	FM6OT-2022-52075-22075	Selective Enforcement - Alcohol	8,290.00
Scott County	FM6OT-2022-52012-22012	Selective Enforcement - Alcohol	15,400.00
Smyth County	FM6OT-2022-52058-22058	Selective Enforcement - Alcohol	11,600.00
Warren County	FM6OT-2022-52424-22424	Selective Enforcement - Alcohol	11,180.00
Blacksburg Town	FM6OT-2022-52256-22256	Selective Enforcement - Alcohol	15,840.00
Bluefield Town	FM6OT-2022-52053-22053	Selective Enforcement - Alcohol	4,299.00
Coeburn Town	FM6OT-2022-52228-22228	Selective Enforcement - Alcohol	12,350.00
Front Royal Town	FM6OT-2022-52107-22107	Selective Enforcement - Alcohol	10,999.00
Gate City Town	FM6OT-2022-52364-22364	Selective Enforcement - Alcohol	8,800.00
Hillsville Town	FM6OT-2022-52034-22034	Selective Enforcement - Alcohol	6,000.00
Richlands Town	FM6OT-2022-52247-22247	Selective Enforcement - Alcohol	13,900.00
Smithfield Town	FM6OT-2022-52257-22257	Selective Enforcement - Alcohol	9,555.00
Tazewell Town	FM6OT-2022-52242-22242	Selective Enforcement - Alcohol	7,100.00
Wise Town	FM6OT-2022-52097-22097	Selective Enforcement - Alcohol	16,200.00
Bedford Town	FM6OT-2022-52084-22084	Selective Enforcement - Alcohol	7,000.00
Chesapeake City	FM6OT-2022-52087-22087	Selective Enforcement - Alcohol	18,350.00
Fairfax City	FM6OT-2022-52391-22391	Selective Enforcement - Alcohol	12,600.00
Fredericksburg City	FM6OT-2022-52142-22142	Selective Enforcement - Alcohol	5,000.00
Galax City	FM6OT-2022-52306-22306	Selective Enforcement - Alcohol	10,580.00
Lexington City	FM6OT-2022-52119-22119	Selective Enforcement - Alcohol	8,750.00
Martinsville City	FM6OT-2022-52025-22025	Selective Enforcement - Alcohol	7,000.00
Poquoson City	FM6OT-2022-52289-22289	Selective Enforcement - Alcohol	6,025.00
Radford City	FM6OT-2022-52223-22223	Selective Enforcement - Alcohol	8,000.00

MADD	FM6OT-2022-52303-22303	Community and Volunteer Engagement to End Impaired Driving	766,075.00
WRAP	FM6OT-2022-52198-22198	FY 2022 Public Information & Education and Youth Outreach Programs	153,626.00
Virginia Dept of Alcohol & Beverage Control Authority	FM6OT-2022-52341-22341	Selective Enforcement - Alcohol	109,500.00
Virginia Dept of State Police	FM6OT-2022-52049-22049	Selective Enforcement - Alcohol	650,000.00
Virginia Commonwealth University	FM6OT-2022-52196-22196	Selective Enforcement - Alcohol	10,538.00
Commission on VASAP	FM6OT-2022-52038-22038	VASAP Multi-Platform Virtual Connectivity Grant	250,000.00
Virginia Polytechnic Institute	FM6OT-2022-52327-22327	Selective Enforcement - Alcohol	5,250.00
Supreme Court of Va	FM6OT-2022-52329-22329	Virginia Specialty Dockets Training to Reduce Impaired Driving	197,525.00
University of Richmond	FM6OT-2022-52238-22238	Selective Enforcement - Alcohol	5,797.00
Commonwealth Attorney's Services Council	FM6OT-2022-52362-22362	CASC TSRP, Adv. DUI, DUID, DRE, Fatal Crash	256,920.00
Virginia Dept of Motor Vehicles	FM6OT-2022-52125-22125	Judicial Transportation Safety Conference	85,000.00
Virginia Dept of Motor Vehicles	FM6OT-2022-52389-22389	Drug Impaired Driving Program Coordination	30,849.00
Virginia Dept of Motor Vehicles	FM6OT-2022-52388-22388	Drug Recognition Expert Program, Advanced Roadside Impaired Driving Enforcement	200,000.00
Virginia Dept of Motor Vehicles	FM6OT-2022-52359-22359	Alcohol Paid Media	624,225.00
Virginia Dept of Motor Vehicles	FM6OT-2022-52298-22298	Office of Chief Medical Examiner Data Collection and Submission	375,538.00
Virginia Department of Forensic Science (DFS)	FM6OT-2022-52365-22365	DFS Breath Alcohol Training Program	278,055.00
Virginia Department of Forensic Science (DFS)	FM6OT-2022-52367-22367	DFS Toxicology TREDIS Data Project	293,317.00
SADD Inc.	FM6OT-2022-52375-22375	Addressing Mobility Safety in Young Adults: Virginia SADD	127,545.00
Substance Abuse Free Environment, Inc.	FM6OT-2022-52202-22202	It's All Impaired Driving Phase III	403,605.00

		Total 405d Impaired Driving Low	5,167,490.00
		Total All 405d Impaired Driving Low	6,782,232.00
Virginia Dept of Motor Vehicles	FM9MT-2022-52280- 22280	Motorists' Awareness of Motorcycles Paid Media	98,868.00
		Total 405f Motorcycle Programs	98,868.00
Prince William County	FHLE-2022-52070-22070	Selective Enforcement - Pedestrian/Bicycle	11,000.00
Virginia Dept of Motor Vehicles	FHPE-2022-52313-22313	Pedestrian Safety Media	71,126.00
		Total 405h Non-motorized Safety	82,126.00

GRAND TOTAL - All Grants	30,035,919.00
---------------------------------	----------------------

Appendices

Appendix A. Certifications and Assurances

Appendix B. Application Requirements for Section 405

Appendix C. Occupant Protection Program Plan

Appendix D. State Traffic Records Safety Information System Improvements

Appendix E. Motorcycle Safety Program

Appendix F. Impaired Driving - Low Range

Appendix G. Non-Motorized - Eligible