



STATE OF WISCONSIN 2009 ANNUAL REPORT HIGHWAY SAFETY PROGRAM

Published by the Wisconsin Department of Transportation

Frank J. Busalacchi - Secretary

**Major Daniel W. Lonsdorf - Director
State Patrol Bureau of Transportation Safety**



WISCONSIN HIGHWAY SAFETY PROGRAM 2009 ANNUAL REPORT
TABLE OF CONTENTS

SECTION	PAGE NO.
COVER LETTER	2
FORWARD	3
PLANNING & ADMINISTRATION PROGRAM	5
OCCUPANT PROTECTION PROGRAM	7
IMPAIRED DRIVING PROGRAM	15
YOUTH ALCOHOL & EUDL PROGRAM	27
TRAFFIC LAW ENFORCEMENT – SPEED PROGRAM	33
TRAFFIC RECORDS IMPROVEMENT	39
EMS IMPROVEMENT	45
MOTORCYCLE SAFETY PROGRAM	49
PEDESTRIAN & BICYCLE SAFETY PROGRAM	55
COMMUNITY TRAFFIC SAFETY PROGRAM	63
FISCAL SUMMARY	67



Wisconsin Department of Transportation

www.dot.wisconsin.gov

Jim Doyle
Governor

Frank J. Busalacchi
Secretary

Division of State Patrol
4802 Sheboygan Ave.
Rm. 551
P. O. Box 7912
Madison, WI
53707-7912

12/29/2009

On behalf of the Department of Transportation, I am pleased to present the State of Wisconsin's Annual Report of federal fiscal year 2009 Highway Safety program activities. The recent significant reductions in the death toll on our roads can in part, be linked to the programs described within this Report.

Each section describes a national priority safety program with information about Wisconsin's progress toward achieving its long-term goals and short-term safety objectives. The Report describes those strategies leveraged with Highway Safety funds and the subsequent activities undertaken by our safety partners in support of our safety program goals.

The challenges we face in developing effective countermeasures require meticulous research into our historical crash and enforcement data. The tragedies we experience on our highways provide insight as to how and why these occur. While human behavior can be unpredictable at times, consistent trends become evident by which the appropriate application of countermeasures has proven to be effective in reducing the likelihood of a similar tragedy.

Advances in highway infrastructure and automobile safety design far outpace the progress made toward diminishing the risky behavior drivers are willing to demonstrate behind the wheel. Whether it is from impairment, aggression, distractions, lacking a driver's license or something as simple as protecting oneself with a seat belt, drivers themselves ultimately decide their own level of safety consciousness when using the state's transportation system.

Far too frequently these decisions result in needless injury and death to either themselves or others. We are encouraged, knowing that nearly every one of these tragedies is preventable through progressive management of driver behavior. While no easy task, this Report offers evidence of how research and planning, along with strong partnerships in the application of available resources develop into the delivery of effective safety programs across the State of Wisconsin.

The Department of Transportation continually promotes traffic safety through enforcement, engineering and education. The delivery of the many programs described in this Report collectively work toward our vision of achieving Zero Deaths on Wisconsin Roads.

Sincerely,

A handwritten signature in black ink, reading "Daniel W. Lonsdorf".

Major Daniel W. Lonsdorf, Director
Bureau of Transportation Safety

WISCONSIN HIGHWAY SAFETY PROGRAM 2009 ANNUAL REPORT

FORWARD

The Wisconsin Highway Safety Program is administered by the Bureau of Transportation Safety (BOTS), which is within the Wisconsin State Patrol. The Wisconsin State Patrol is a Division of the Wisconsin Department of Transportation (WisDOT). The Secretary of Transportation, Frank Busalacchi, is the Governor's Highway Safety Representative and Major Daniel Lonsdorf, Director of BOTS, is the State Highway Safety Coordinator.

MISSION

The mission of the Bureau is the coordination of statewide behavioral highway safety programs, making effective use of all highway safety funds and other resources. To provide leadership, partnership, innovation, and program support for Wisconsin's traffic safety activists, professionals, and organizations to decrease crashes, deaths, and injuries on all of Wisconsin's roadways.

Highway Safety Planning and Administration functions are performed by state- and federal-funded Bureau of Transportation Safety staff, with the assistance of other safety professionals within WisDOT and throughout the state, in planning meetings and work groups. Planning and Administration functions overlap with Traffic Records functions, as well as with WisDOT planning; jointly they produce high-quality data-driven reports, fact sheets, and other publications including the Highway Safety Performance Plan as well as this document, which reports on the fiscal performance of the Bureau and its adherence to the Highway Safety Performance Plan.



FUNDS

More than \$19 Million of federal Highway Safety formula grant, incentive grant, and other penalty transfer funds were programmed during federal fiscal year 2009. These include:

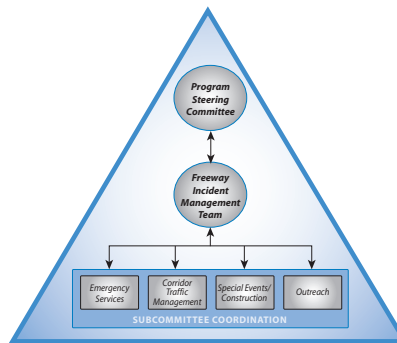
- Section 402 State and Community Highway Safety Grant Funds
- Section 405 Occupant Protection Incentive Funds
- Section 408 Data Program Funds
- Section 410 Alcohol Incentive Funds
- Section 2010 Motorcycle Safety and Education Funds
- Section 2011 Child Passenger Safety Funds
- Section 403 Demonstration Grants

The WisDOT is the designated state agency for managing \$350,000 USDOT Office of Juvenile Justice Delinquency Prevention Program Enforcing Underage Drinking funds.

The Bureau of Transportation Safety also administers more than \$2 million in State of Wisconsin funds for required administrative match, transportation safety planning and policy analysis, pedestrian and bicycle safety, the Safe Rides, Pretrial Intensive Supervision, and the State Motorcycle Rider Education programs.

GOALS

Goals for this Federal Fiscal Year 2009 Annual Report are set and committed to in the 2009 Highway Safety Performance Plan. The goals of that document and results laid out in this document both use 2008 calendar year data.



PLANNING AND ADMINISTRATION PROGRAM

PLANNING & ADMINISTRATION PROGRAM

GOALS AND PERFORMANCE MEASURES

The purpose of this program area is to administer the highway safety program described in the Federal Fiscal Year 2009 Highway Safety Performance Plan. The staff described in this section are not responsible for any one program area; they function to lead and support the overall function of the Highway Safety Office. Some responsibilities performed by this section include:

- Produce timely, accurate and complete plans and reports.
- Administer Activities by end of FFY2009.
- Incorporate budget liquidation plan into HSPP planning process and spend down set-aside funds in a timely manner.
- Document financial management, program management.

Budget Notes: Program Budgets reflect monies administered by BOTS; Total Match, including monies administered by other entities, is shown in the Detailed Budget in Appendix 5). All state expenditures throughout the document are reported on a state fiscal year basis.

PROGRAM MANAGEMENT

Activities:

Administer the highway safety program described in the Highway Safety Performance Plan and Strategic Highway Safety Plan, coordinate safety planning, activities and resources with partners, develop and manage budget and financial monitoring system, develop and administer policies and procedures, analyze data, and produce all required documents.

FUNDS	BUDGET ACCOUNT	PLANNED/OBLIGATED	EXPENDED
402	09-01-01-PA	\$335,000/\$179,400	\$193,495.23

Accomplishments:

The Bureau of Transportation Safety (BOTS) was unable to fill the Program Officer position. The above expenditures were for a Program Supervisor, a Program Assistant and two limited-term employees and all out of state travel expenses.


State match: Wage and fringe for two and one half full-time administrative employees, two full-time planning employees, travel and training, office space, equipment, rent, data processing equipment, mailings, association memberships.

Accomplishments:

Wage and fringe were paid for the Director, the Section Chief, and two full-time Analysts. Training, travel, and all necessary expenses of staff and Bureau.

FUNDS	BUDGET ACCOUNT	PLANNED/OBLIGATED	EXPENDED
State	562	\$600,000/\$560,619	\$560,618.64

PLANNING AND ADMINISTRATION – BUDGET SUMMARY					
ACCOUNT	FUND	PROGRAM ACTIVITY	PLANNED	OBLIGATED	EXPENDED
09-01-01-PA	402	Planning & Administration	\$335,000	\$179,400	\$193,495.23
562	State	Planning & Administration	\$600,000	\$560,619	\$560,618.64
Program Total			\$935,000	\$740,019	\$754,113.87



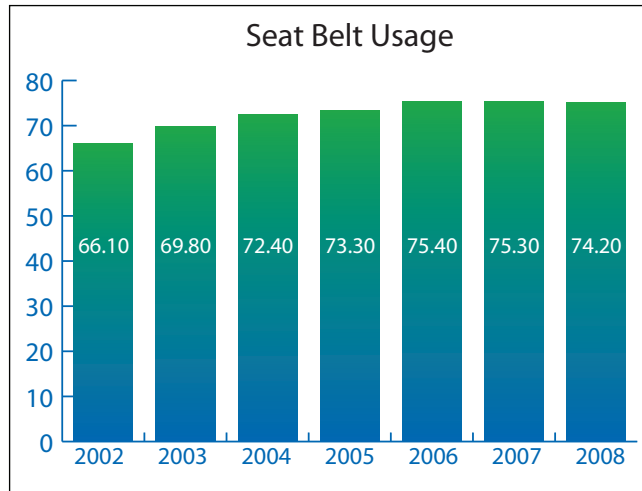
OCCUPANT PROTECTION PROGRAM

OCCUPANT PROTECTION PROGRAM

PERFORMANCE GOALS AND MEASURES

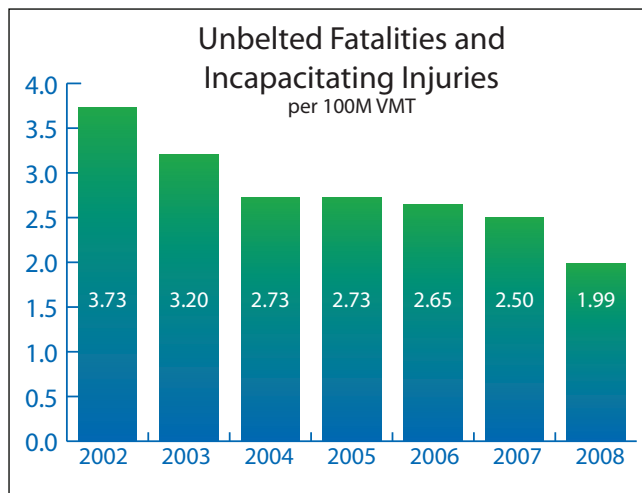
OBSERVED AVERAGE STATEWIDE SAFETY BELT USAGE

2000 Baseline	65.4%
2008 Goal	78%
2008 Status	74.2%



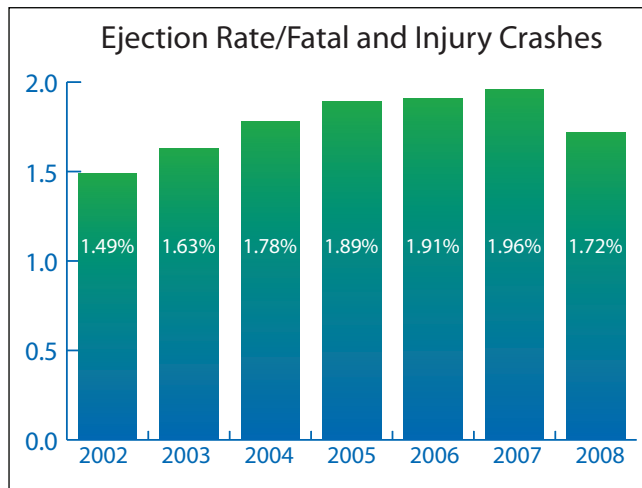
UNBELTED FATALITIES AND INCAPACITATING INJURIES/100M VMT

2002-06 Baseline	3.01/100M VMT
2008 Goal	2.37/100M VMT
2008 Status	1.99/100M VMT



EJECTION RATES/FATAL AND INJURY CRASHES

2002-06 Baseline	1.91%
2008 Goal	1.41%
2008 Status	1.72%



OCCUPANT PROTECTION PROGRAM

PERFORMANCE GOALS AND MEASURES

CHILD SAFETY SEAT INSTALLATION

Our goal was to certify 150 students in the proper installation of child safety seats and increase the number of fitting stations by three in 2009. 117 new students were certified and one new fitting station was added.

PROGRAM MANAGEMENT

Activities:

Coordinate, plan, and manage the state Occupant Protection Program. Wage and fringe, data processing, materials and supplies, training and travel, printing, and postage are included. Continue to provide leadership, training, and technical assistance to agencies, organizations, and non-profit programs interested in occupant protection education and training.

FUNDS	BUDGET ACCOUNT	PLANNED/OBLIGATED	EXPENDED
402	09-02-01-OP	\$5,000/\$0	\$0.00
State		\$15,000/\$0	\$0.00

Accomplishments:

BOTS has not been able to fill this position; as a result, other program managers and supervisors are picking up the duties.

REGULATION AND POLICY

Activities:

Work with employers around the state to encourage safety belt use for their employees by making it a policy. Encourage law enforcement agencies that receive Federal Highway Safety program funds to develop and enforce an employee safety belt use policy. Encourage health providers to make questions about safety belt use a regular part of their health risk screening.

LAW ENFORCEMENT

Activities:

Plan for statewide participation, voluntary, and overtime-funded enforcement for the national high-visibility "Click It or Ticket" Mobilization, expanded mobilizations, and nighttime enforcement. Overtime Enforcement, "Click It or Ticket" CIOT.

FUNDS	BUDGET ACCOUNT	PLANNED/OBLIGATED	EXPENDED
402	09-02-03-OP	\$550,000/\$0	\$0.00

Enforcement and Equipment.

FUNDS	BUDGET ACCOUNT	PLANNED/OBLIGATED	EXPENDED
405	09-02-14-K2	\$300,000/\$548,000	\$513,719.90

Non-overtime Equipment Grants.

FUNDS	BUDGET ACCOUNT	PLANNED/OBLIGATED	EXPENDED
402	09-02-03-OP	\$150,000/\$148,000	\$140,350.81
405	09-02-14-K2	Not Planned/\$104,000	\$102,172.99

OCCUPANT PROTECTION PROGRAM

Accomplishments:

In Federal Fiscal Year (FFY) 2009, 36 targeted agencies received Click It Or Ticket (CIOT) grant funding. Rather than focus only on the National Mobilization as in past years, Agencies were required to do saturation patrols during each quarter of the FFY:

First Quarter: Booze and Belts December 8 – 15, 2008

Second Quarter: March 13 – 20, 2009 (St Patrick’s Day)

Third Quarter: CIOT National Mobilization May 18 – 31, 2009

Fourth Quarter: Alcohol Crackdown August 21 – September 7, 2009

In addition, agencies were required to schedule a minimum of 50% of the hours of enforcement at night during each of the four (4) mandatory deployments, with a minimum of 4-hour shifts. For the purpose of this grant, the nighttime enforcement hours were scheduled between 9:00 p.m. – 4:30 a.m.

This grant activity produced the following numbers:

Ciot Mobilization

- 1,961 Officers Deployed
- 7,027.5 Hours of OT enforcement
- 3,164 Seatbelt Citations issued
- 285 OWI Citations issued
- 1,779 Speeding Citations issued
- 5,151 Written Warnings issued
- Participating agencies-322
- 56,941.5 hours of enforcement
- 7,582 Seat belt citations plus 228 child restraints
- 1,143 OWI citations issued
- 10,380 speed citations issued

Additionally, 10 Agencies were selected to receive extra enforcement dollars as part of the kickoff of Wisconsin’s “Zero in Wisconsin” PI & E Program. Selection was based upon Agency’s proximity to local media focal points. This enforcement effort produced the following numbers:

- 789 Officers Deployed
- 3,210 Hours of OT enforcement
- 1,218 Seatbelt Citations issued
- 49 OWI Citations issued
- 1,741 Speeding Citations issued
- 1,679 Written Warnings issued



REGULATION AND POLICY

Activities:

Review and update information regarding child passenger safety, safety belt materials and other items in both Spanish and English. Create state-specific occupant protection message using CIOT and messages targeted at the teen driver. Duplicate print and video materials for distribution to the public. Review and update web-based information and materials for accuracy and to reduce printing and duplication costs.

FUNDS	BUDGET ACCOUNT	PLANNED/OBLIGATED	EXPENDED
402	09-02-02-OP	\$150,000/\$200,000	\$178,135.79
2011	09-02-09-K3	\$65,000/\$65,000	\$7,653.83

Plan and contract for Paid Media for “Click It or Ticket” Mobilization, and a sustained safety belt media campaign reflecting the safety belt message.

FUNDS	BUDGET ACCOUNT	PLANNED/OBLIGATED	EXPENDED
402	09-02-05-PM	\$750,000/\$900,000	\$875,099.50

OCCUPANT PROTECTION PROGRAM



Accomplishments:

New seat belt radio & TV ads were developed, including one announcing the new primary enforcement law that went into effect in July. Utilized co-pilot in Hudson River plane landing to highlight one seat belt advertisement for Zero In Wisconsin (ZIW), 287 paid and 192 Public Service Announcements (PSA) were aired on television, along with 997 paid and 585 PSAs aired on the radio. For St. Patrick's Day, 553 paid and 453 PSAs were aired on television, along with 502 paid and 315 PSAs aired on the radio. For CIOT, 811 paid and 855 PSAs were aired on television, along with 876 paid and 557 PSAs aired on the radio. For

the new seat belt law, 83 paid and 52 PSAs were aired on television, along with 871 paid and 545 PSAs aired on the radio.

CHILD PASSENGER SAFETY

Activities:

Child Passenger Safety Assessment.

FUNDS	BUDGET ACCOUNT	PLANNED/OBLIGATED	EXPENDED
2011		\$30,000/\$0	\$0.00

Statewide Child Passenger Safety Advisory Committee.

FUNDS	BUDGET ACCOUNT	PLANNED/OBLIGATED	EXPENDED
2011	09-23-01-K3	\$5,000/\$3,000	\$523.84

Support and Administer CPS Training. Provide additional CPS training trailers.

FUNDS	BUDGET ACCOUNT	PLANNED/OBLIGATED	EXPENDED
2011	09-02-06-K3	\$200,000/\$130,000	\$128,413.45

Grants for child safety restraints.

FUNDS	BUDGET ACCOUNT	PLANNED/OBLIGATED	EXPENDED
2011	09-02-07-K3	\$100,000/\$116,994	\$96,928.15

Accomplishments:

Conducted 12 CPS Training classes with 119 participants and 117 new certified technicians; Three renewal training sessions were conducted with 19 participants and 16 technicians renewed; one CPS Instructor training session was held, four CPS Refresher classes were conducted. Nine new Senior Checkers and three more Certified Instructors were added to the CPS roster. A Statewide CPS Advisory Committee was formed with 12 members and held first meeting in June. WINS managed 33 grants for the distribution of 1,748 child safety seats to low income families. WINS received and made 3,187 phone calls on child safety seat issues, maintained and managed a CPS website, had 40 loan requests for various costumes, and organized and planned the CPS track for the annual Governor's Conference on Highway Safety. A new CPS trailer was not funded as no agency wanted to assume the responsibility for maintaining it.

OUTREACH PROGRAM

Activities:

Seatbelt and Rollover Convincer support for maintenance and upkeep, travel and 0.5 LTE.

FUNDS	BUDGET ACCOUNT	PLANNED/OBLIGATED	EXPENDED
402	09-02-02-OP	\$40,000/\$40,000	\$24,791.85

OCCUPANT PROTECTION PROGRAM

Grants to communities for new fitting stations and child safety restraints for qualified low-income families.

FUNDS	BUDGET ACCOUNT	PLANNED/OBLIGATED	EXPENDED
405	09-02-08-K2	\$145,000/\$0	\$0.00

Contract for CPS Outreach and Education, development of new CPS materials to reflect law changes.

FUNDS	BUDGET ACCOUNT	PLANNED/OBLIGATED	EXPENDED
405	09-02-08-K2	\$200,000/\$0	\$0.00

CPS training for law enforcement agencies and judges.

FUNDS	BUDGET ACCOUNT	PLANNED/OBLIGATED	EXPENDED
405	09-02-08-K2	\$75,000/\$0	\$0.00

Youth safety belt initiatives.

FUNDS	BUDGET ACCOUNT	PLANNED/OBLIGATED	EXPENDED
405	09-02-08-K2	\$250,000/\$0	\$0.00

Accomplishments:

The seat belt Rollover Convincer was demonstrated at 52 events, including 11 schools, to approximately 22,340 people. The CPS training trailer was transported to 10 different training locations.

New CPS materials were not developed as alcohol and seat belts took priority, CPS training for law enforcement was discussed at the initial CPS Advisory Committee meeting, looking to possibly do something in FFY 2010. Had seat belt and Zero in Wisconsin messages at WI Timber Rattlers games and stadium, over 285,000 fans attended events there, which included the Timber Rattlers, Donald Driver (Green Bay Packer player) Charity Softball game, NCAA Division III baseball championships, and WIAA high school state baseball tournament. Received permission to use NASCAR's Matt Kenseth materials already developed until May 2010.

DATA AND PROGRAM EVALUATION

Activities:

Occupant Protection Program Assessment.

FUNDS	BUDGET ACCOUNT	PLANNED/OBLIGATED	EXPENDED
402	08-02-04-OP	\$115,000/\$28,819	\$28,819

Contract for CIOT Mobilization Pre/Post Observational Surveys to include April/May/June Observational Surveys.

FUNDS	BUDGET ACCOUNT	PLANNED/OBLIGATED	EXPENDED
402	08-02-04-OP	\$115,000/\$28,819	\$28,819

Contract for CIOT Knowledge, Attitude, and Behavior (KAB) Surveys to include April/May/June/November telephone surveys to evaluate the effectiveness of paid media. Contract for Division of Motor Vehicle survey analysis to support CIOT evaluations.

OCCUPANT PROTECTION PROGRAM

FUNDS	BUDGET ACCOUNT	PLANNED/OBLIGATED	EXPENDED
402	09-02-04-OP	\$85,000/\$35,290	\$35,289.50
402	09-02-04-OP	\$30,000/\$0	\$0.00

Accomplishments:

Did not schedule an OP program assessment. Contracted with UW-Milwaukee to do a phone KAB survey and analysis of DMV surveys which yielded the following results:

- 91% of pre-survey and 92% of post-survey respondents are aware of WI seat belt law.
- 48% of pre and 55% of post-survey respondents were aware of the new primary seat belt law. Pre-post increase from 61% to 70%, having seen or heard a seat belt message in the past 30 days.
- Pre-post increase from 15% to 38% saying there were more messages than usual in past 30 days.
- Pre-post increase from 13% to 27% hearing about special effort by law enforcement to ticket for seat belt violations.
- 91% heard a message on TV, 69% on radio.
- Pre-post increase from 73% to 85% that CIOT was the slogan seen or heard.

Observational seat belt survey was started in August by BOTS staff and is expected to be completed in November 2009. New methodology was developed by BOTS and approved by NHTSA.


NOTABLE ACTIVITIES

Primary enforcement seat belt law was passed as part of the Budget Bill. The number of seat belt citations conviction on the driver's record has dramatically increased since passage of the law.



OCCUPANT PROTECTION PROGRAM

OCCUPANT PROTECTION – BUDGET SUMMARY					
ACCOUNT	FUND	PROGRAM ACTIVITY	PLANNED	OBLIGATED	EXPENDED
09-02-01-OP	402	Program Management	\$5,000	\$0	\$0.00
	State		\$15,000	\$0	\$0.00
09-02-02-OP	402	PI&E	\$150,000	\$200,000	\$178,135.79
	402	Community Activities, Convincer	\$40,000	\$40,000	\$24,791.85
09-02-03-OP	402	Enforcement-CIOT Mobilization, Rural	\$700,000	\$148,000	\$140,350.81
09-02-04-OP	402	Evaluation – Surveys	\$250,000	\$70,290	\$55,116.89
09-02-05-PM	402PM	CIOT Paid Media	\$750,000	\$900,000	\$875,099.50
09-02-06-K3	2011	Child Safety Education & Training	\$200,000	\$130,000	\$128,413.45
09-02-07-K3	2011	CPS – Restraint & Fitting Station Grants	\$100,000	\$116,994	\$96,928.15
	2011	CPS Assessment	\$30,000	\$0	\$0.00
09-23-01-K3	2011	Committee Support	\$5,000	\$3,000	\$523.84
09-02-09-K3	2011	CPS PI&E	\$65,000	\$65,000	\$7,653.83
09-02-08-K2	405	Outreach and Assessment	\$700,000	\$0	\$0.00
09-02-14-K2	405	Enforcement & Equipment	\$300,000	\$548,000	\$513,719.90
09-02-14-K2	405	Unfunded Equipment	Not Planned	\$104,000	\$102,172.99
		Total 402	\$1,145,000	\$458,290	\$398,395.34
		Total 402PM	\$750,000	\$900,000	\$875,099.50
		Total 2011	\$400,000	\$314,994	\$233,519.27
		Total 405	\$1,000,000	\$652,000	\$615,892.89
		Total State	\$15,000	\$0	\$0.00
Program Total			\$3,310,000	\$2,325,284	\$2,122,907.00



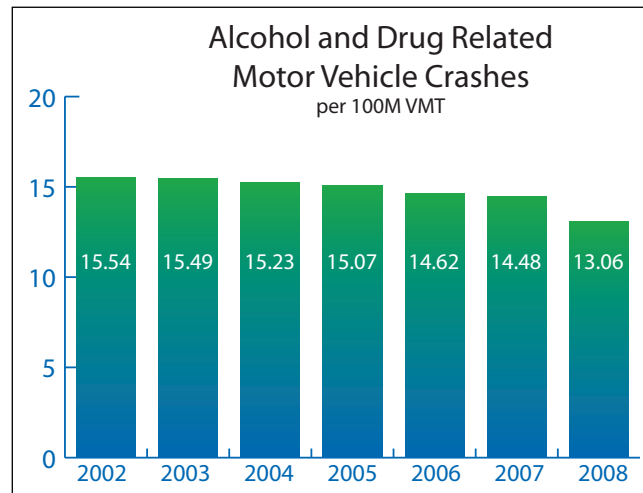
IMPAIRED DRIVING PROGRAM

IMPAIRED DRIVING PROGRAM

PERFORMANCE GOALS AND MEASURES

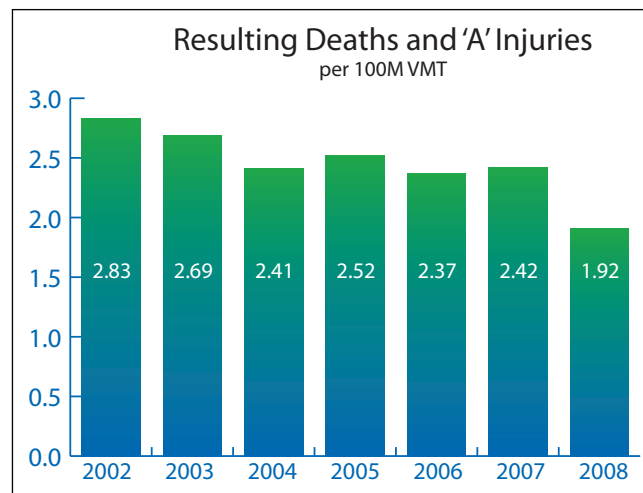
ALCOHOL AND DRUG RELATED MOTOR VEHICLE CRASHES/100M VMT

2002-06 Baseline	15.19/100M VMT
2008 Goal	13.76/100M VMT
2008 Status	13.06/100M VMT



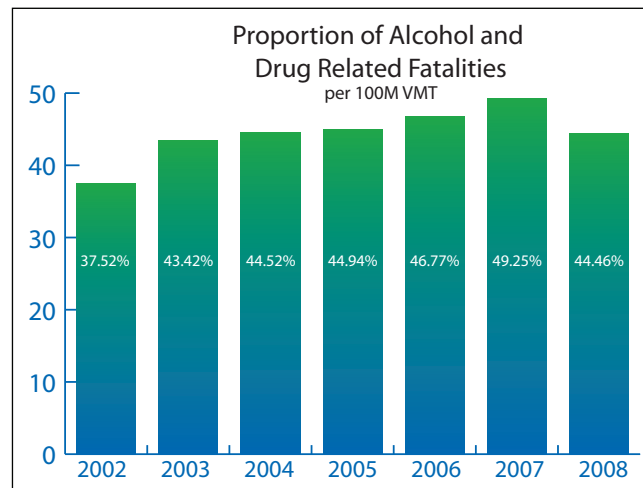
RESULTING DEATHS AND 'A' INJURIES/100M VMT

2002-06 Baseline	2.67/100M VMT
2008 Goal	2.43/100M VMT
2008 Status	1.92/100M VMT



PROPORTION OF ALCOHOL AND DRUG RELATED FATALITIES

2002-06 Baseline	43.37%
2008 Goal	46.79%
2008 Status	44.46%



IMPAIRED DRIVING PROGRAM

PROGRAM MANAGEMENT

Activities:

Alcohol and Youth Alcohol Program Managers coordinate, plan, and manage the state Impaired Driving programs with the assistance of a half-time employee.

FUNDS	BUDGET ACCOUNT	PLANNED/OBLIGATED	EXPENDED
402	09-03-01-AL	\$180,000/\$180,000	\$179,148.99

Alcohol Program Advisory Committee

FUNDS	BUDGET ACCOUNT	PLANNED/OBLIGATED	EXPENDED
402	09-41-01-K8	\$2,000/\$2,000	\$663.40

Input for strategic planning process from external stakeholders.

FUNDS	BUDGET ACCOUNT	PLANNED/OBLIGATED	EXPENDED
410	09-41-01-K8	\$5,000/\$0	\$0.00

Accomplishments:

Coordinate federal application and acquisition of 410 alcohol funding. Develop, manage, and monitor alcohol grants using 402 and 410 funding as outlined in the 2009 Highway Safety Performance Plan. Solicited ideas and assisted in coordinating grants and alcohol programs in conjunction with other program managers and partners. Aside from our normal collaboration efforts with outside partners, the Bureau gathers information to solicit input from interested partners and stakeholders such as at the Traffic Safety Commissions, meetings, conferences, and many other informal opportunities.

Served on the Governor's Council on Highway Safety Impaired Driving Subcommittee as support staff, and the State Council on Alcohol and Other Drug Abuse as a member. Attended the annual Prosecutor's Conference on Impaired Driving and the Impaired Driving Conference - both conducted by UW Madison Law School.

The Governor's Council Subcommittee on Impaired Driving has been meeting since January 2008 to discuss various strategies to combat impaired driving. The recommendations will be presented in November 2009 to the Governor's Council on Highway Safety including enforcement enhancements, and criminal justice actions.

PREVENTION

Activities:

Promote responsible alcohol service by establishing a relationship with the hospitality industry.

FUNDS	BUDGET ACCOUNT	PLANNED/OBLIGATED	EXPENDED
402	09-03-02-AL	\$5,000/\$5,000	\$635.00

Collaborate with MADD and other organizations to improve working relationships among law enforcement, prosecutors, judges, and the criminal justice system.

FUNDS	BUDGET ACCOUNT	PLANNED/OBLIGATED	EXPENDED
402	09-03-02-AL	\$50,000/\$0	\$0.00

Develop relationships with organizations and businesses to discuss the impact on employers who employ staff with drinking problems especially as it relates to driving, missed work time, and health and societal costs.

IMPAIRED DRIVING PROGRAM

FUNDS	BUDGET ACCOUNT	PLANNED/OBLIGATED	EXPENDED
402	09-03-02-AL	\$25,000/\$0	\$0.00

Provide access to up-to-date educational materials and current data to the public.

FUNDS	BUDGET ACCOUNT	PLANNED/OBLIGATED	EXPENDED
410	09-41-02-K8	\$200,000/\$350,000	\$315,749.53
402	09-03-02-AL	\$200,000/\$0	\$0.00
410	09-42-02-K8	410 Liquidation/\$50,000	\$49,999.28

Accomplishments:

Made contact with the hospitality/restaurant industry; the WI Restaurant Association provided an opportunity for servers to take online in lieu of face to face training. Overall the success rate was not as high as hoped due to low rate of participation and another agency offering similar training at the same time.

Funding was not granted to WI MADD due to the office staff reductions in January, 2009. There was contact with the national MADD but no programs were put in place or actions taken.

Dubs of videos and tapes were made for TV and radio stations for the paid media ads and a print ad for the Crackdown was placed. Staples Marketing continued the "Zero In WI" campaign materials.

Educational materials were updated. New Zero in WI alcohol TV and radio ads were developed that were played during the DDOLUA Crackdown. The Madison Mallards baseball team demonstrated the fatal vision goggles between innings at 18 home games, they had a Zero in WI .30 second video played on the video board plus two in-game mentions about not drinking and driving and wearing seat belts at 32 home games. The attendance for the home games exceeded 205,000, the tops in the league. A message about making the right choices when driving was placed in a high school magazine which was distributed to over 75,000 high school junior and seniors. Drinking and driving announcements were aired two weeks prior to DDOLUA with the WI Broadcasters Association. A total of 378 TV and 2,775 radio announcements, with a dollar value of \$126,990 compared to \$18,250 paid, were aired by member stations. Revised the Intoxicated Driver Program materials with the Department of Health Services and UW Continuing Education Division for the IDP program.



Revised the Intoxicated Driver Program materials with the Department of Health Services and UW Continuing Education Division for the IDP program.

IMPAIRED DRIVING PROGRAM

PROMOTE TRANSPORTATION ALTERNATIVES

Activities:

Alternative transportation programs at the community level for weekend and special events during the summer or holidays.

FUNDS	BUDGET ACCOUNT	PLANNED/OBLIGATED	EXPENDED
402	09-03-03-AL	\$125,000/\$26,000	\$26,000.00
410	09-42-09-K8	410 Liquidation/\$29,519.50	\$31,388.14

Tavern League Safe Ride Program

FUNDS	BUDGET ACCOUNT	PLANNED/OBLIGATED	EXPENDED
State	531	\$170,097/\$525,181	\$164,719.13

Accomplishments:

A total of seven community grants were provided to pay for the cost of rides home from the special events where alcohol was served throughout the summer.

“Pub Pilots” continued in the Wisconsin Rapids area to provide rides home from participating bars. The program provided 2,032 rides for the 12 months of operation with 1,180 trips.

BOTS continues to collaborate with the Wisconsin Tavern League using state funds for the Safe Ride program. Safe Ride gave 53,859 rides from July 1, 2009 to June 30, 2009 with an average cost of \$8.44 per ride.

CONDUCT COMMUNITY BASED PROGRAMS

Activities:

Establish two diverse community driving programs with populations and proven local leadership willing to employ one or more evidence based strategies and projects known to decrease alcohol use and impaired driving.

FUNDS	BUDGET ACCOUNT	PLANNED/OBLIGATED	EXPENDED
410	09-41-09-K8	\$150,000/\$0	\$0.00

Pay training costs for state and local advocates and professional to attend impaired driving and youth high risk driving training.

FUNDS	BUDGET ACCOUNT	PLANNED/OBLIGATED	EXPENDED
410	09-41-06-K8	\$25,000/\$0	\$0.00

Accomplishments:

A grant proposal was drafted with the College of Menominee Nations for a special poster targeting that population. The grant was not approved as Staples has the PI&E contract.

DRUGGED, DROWSY AND DISTRACTED DRIVING

Activities:

Develop a program to raise awareness on the scope and dangers of impaired driving with prescription drugs, while drowsy or distracted. Work with medical community or others to determine how the public can be more responsible when choosing to drive while impaired in these ways. Research the dangers, how it affect driving and share best practices.

IMPAIRED DRIVING PROGRAM

FUNDS	BUDGET ACCOUNT	PLANNED/OBLIGATED	EXPENDED
410	09-41-02-K8	\$125,000/\$91,402	\$91,401.80

Accomplishments:

The Wisconsin State Lab of Hygiene leased a Liquid Chromatograph Dual Tandem Mass Spectrophotometer (LC/MS/MS) used for detecting and quantifying drugs in impaired driving cases as part of a multi-year agreement.

A grant was submitted "Disseminating and Integrating SBIR (screening, brief intervention, referral) A Model for Regional Trauma Advisory Councils but was not completed as there was not enough time left in the grant period to conduct necessary activities.

CRIMINAL JUSTICE SYSTEM

Activities:

Plan statewide participation, encourage voluntary participation and provide overtime funding for the HVE Labor Day alcohol enforcement crackdown. Encourage agencies to make OWI a priority by writing citations, sponsoring media events, and working overtime in geographical areas where impaired is highest. Overtime and equipment funding for high-visibility sustained "Alcohol Saturation Patrols." Provide guidance to agencies on how to properly execute saturation patrols.

FUNDS	BUDGET ACCOUNT	PLANNED/OBLIGATED	EXPENDED
402	09-03-04-AL	\$300,000/\$0	\$0.00
410	09-41-03-K8	\$825,000/\$1,647,456	\$1,452,037.05

Coordinate the partnership with Department of Justice relative to Standardized Field Sobriety Testing (SFST).

FUNDS	BUDGET ACCOUNT	PLANNED/OBLIGATED	EXPENDED
410	09-41-04-K8	\$75,000/\$20,000	\$1,436.55

DRE (Drug Recognition Expert) and SFST 8 Hour Drug Block Training. DRE Program Oversight Committee support. Consultant fee and/or LTE position – LEL, travel materials and DP equipment.

FUNDS	BUDGET ACCOUNT	PLANNED/OBLIGATED	EXPENDED
410	09-41-05-K8	\$55,000/\$144,921	\$62,631.10

Pay costs for training related to Drug Impaired Training for Education Professionals (DITEP).

FUNDS	BUDGET ACCOUNT	PLANNED/OBLIGATED	EXPENDED
410	09-41-05-K8	\$20,000/\$30,000	\$16,982.05

Provide equipment for non-funded agencies conducting overtime enforcement during Mobilization and Crackdown.

FUNDS	BUDGET ACCOUNT	PLANNED/OBLIGATED	EXPENDED
402	09-03-04-AL	\$140,000/\$158,000	\$156,193.93
410	09-41-03-K8	410 Liquidation/\$308,000	\$302,061.05

IMPAIRED DRIVING PROGRAM

Accomplishments:

In Federal Fiscal Year 2009, 63 targeted agencies received OWI grant funding. Agencies were required to participate in both the National CIOT Mobilization and the National Drunk Driving Over the Limit Under Arrest alcohol crackdown. In addition to participation in those two events, agencies were required to do monthly deployments upon grant approval, and at least one High Visibility Enforcement (HVE) deployment per quarter including media. This grant activity produced the following numbers:

Crackdown Information

- 4,935 officers deployed
- 21,594 hours of overtime enforcement
- 1,731 OWI citations issued
- 2,488 seatbelt citations issued
- 445 speeding citations issued
- 9,437 written warnings issued
- 68 Reporting Agencies
- 13,009 hours of enforcement
- 536 OWI citations issued
- 1,766 seat belt citations issued
- 2,765 speeding citations issued

Unfunded agencies also participated in the Drunk Driving. Over the Limit. Under Arrest. crackdown that included 169 agencies reporting with 14,878 hours of enforcement with 11,658 traffic stops and 12,422 citations and written warnings. From those stops there were 414 OWI arrests and 2,387 speeding tickets issued. Unfunded agencies are eligible for drawings for traffic equipment grants but do not receive enforcement overtime funding. Part of our 410 liquidation plan increased funding for impaired driving equipment to non-funded agencies.

Wisconsin also conducted its own pre-holiday initiative, Booze and Belts, from December 8-15, 2008. A total of 107 unfunded agencies participated resulting in 4,060 hours of enforcement with 3,246 traffic stops and 3,759 citations and written warnings. From those stops, there were 112 OWI and 446 speeding tickets issued. For all initiatives, each reporting agency completed a press release, and/or media or community activity to publicize the upcoming event.

BOTS provided a new PBT to 206 law enforcement agencies that had outdated or old PBT's. One hundred agencies received dry gas cylinders and regulators to help in calibrating more devices.

SFST Program – Memorandum of Understanding between DOT/BOTS and the Department of Justice has contributed to a very successful SFST Program in the State of Wisconsin. Wisconsin Police Academies and Technical Colleges continue to work well with both state agencies. Establish policies and procedures are in place and working well. DRE/SFST State Coordinator hired and working with Regional DRE Coordinators and DRE instructors. BOTS working with Wisconsin Tech Colleges provided a SFST Instructor Update to all SFST instructors. No DRE School recruit class was scheduled for the 2009 fiscal year. We are working with the DRE/SFST state coordinators to assure certification of present DRE's. The DITEP Program is very successful; BOTS continues to partner with Department of Public Instruction (DPI) to provide training at the Wisconsin CESA level and related educational conferences. The UW Law School continues to conduct the Legal Updates and are very well attended by SFST and DRE instructors. BOTS continued to provide funding to state and local advocates and professionals to attend local and national leadership trainings.

PUBLICIZED HIGH VISIBILITY ENFORCEMENT

Activities:

Plan and contract for Paid Media for the national Labor Day Alcohol Crackdown.

FUNDS	BUDGET ACCOUNT	PLANNED/OBLIGATED	EXPENDED
402PM	09-03-06-PM	\$250,000/\$250,000	\$0.00
410PM	09-41-11-PM	\$250,000/\$272,000	\$271,870.85

IMPAIRED DRIVING PROGRAM

Accomplishments:

TA total of 762 TV spots were paid, an additional 696 spots aired by the stations as value added. A total of 840 radio spots were paid, an additional 468 spots were aired by the stations as value added. 2 news conference was held to kick-off the Crackdown, with 21 additional TV stories, and 7 additional radio interviews aired and 183 stories printed in newspapers around the state. Drinking and driving messages on banners were displayed at six race-tracks throughout the state. In addition live announcer reads were made during each of the races reminding fans to wear their seat belt and not to drink and drive. A 0.30 second drinking and driving radio message was aired during each of the Badger football games on the statewide Badger football network. A Zero in WI alcohol message was played in the stadium for each of the home football games. of 1,052 radio spots were paid, an additional 859 spots were aired by the stations as value added. One news conference was held to kick-off the Labor Day Crackdown, with 31 additional TV stories, and 8 additional radio interviews aired and 189 stories printed in newspapers around the state.

PROSECUTION

Activities:

UW Law School Resource Center on Impaired Driving partnership.

Regional training programs for prosecutors and judges are developed by the TSRP (Traffic Safety Resource Prosecutor) using NHTSA courses.

FUNDS	BUDGET ACCOUNT	PLANNED/OBLIGATED	EXPENDED
410	09-41-07-K8	\$251,000/\$251,556	\$236,240.27
410	09-42-07-K8	410 Liquidation/\$72,974	\$29,355.84
410	09-41-06-K8	410 Liquidation /\$23,625	\$20,358.02

Accomplishments:

Conducted 11 legal clinics throughout the state of Wisconsin to professionals. Conducted two annual conferences including 99 people attending the 10th Annual Prosecutors for 13.5 CLE. One hundred thirty nine attended the 15th annual Traffic and Impaired Driving Conference, with 19 speakers. Circuit Court Judge Traffic Law program training was conducted in conjunction with the Office of Judicial Education including drunk and drugged driving, SFST, speed and accident reconstruction.

The staff developed and disseminated the quarterly Traffic Beat newsletter focusing on relevant traffic safety topics and provided technical assistance to requests through a web site, email or a toll free phone number.

The Vehicular Homicide Conference was held March 2009 with 120 prosecutors and law enforcement attending. The prosecutors gained a better understanding of the technical aspects of an investigation, while officers became familiar with the legal aspects of a vehicular crash case.

The TSRP position was moved to the Department of Justice in June to align with the national TSRP model. Funding for salary, fringes and other program costs were provided.

A training session was also conducted for OWI Trial Advocacy for prosecutors and law enforcement officials with the Department of Justice (0939-42-04). Conducted Vehicular Homicide Prosecutor training in conjunction with the Department of Justice for prosecutors and law enforcement throughout the state.

IMPAIRED DRIVING PROGRAM

ADJUDICATION

Activities:

OWI Drug Courts – Final phase of a three-year contract that demonstrates the effectiveness and cost effectiveness of an OWI Treatment Court in reducing recidivism, OWI citations, crashes, injuries, and deaths.

FUNDS	BUDGET ACCOUNT	PLANNED/OBLIGATED	EXPENDED
410	09-41-08-K8	\$150,000/\$135,342	\$48,161.81

Accomplishments:

The third year of the demonstration grant was completed with an average of 157 participants each year. There were 166 graduates from the program. There have been 515 convicted drunk drivers in the program. An evaluation on program development, process evaluation, participant exit interviews, and data analysis was conducted. The Grant County ISP was funded for the pretrial program.

COMMUNICATION PROGRAM

Activities:

Develop statewide public information and education campaign to reduce OWI problem.

FUNDS	BUDGET ACCOUNT	PLANNED/OBLIGATED	EXPENDED
402	09-03-02-AL	\$100,000/\$0	\$0.00

Accomplishments:

Included in PI&E expenses above.

ALCOHOL AND OTHER DRUG MISUSE: SCREENING, ASSESSMENT, TREATMENT, AND REHABILITATION

Activities:

Intervention Outreach: In partnership with medical communities, collaborate to increase visibility of longer-term health issues due to OWI crashes and injuries. Develop information through various media to encourage the public to speak with community health advocates about drinking issues. Educate medical staff in Emergency and Urgent Care centers about the benefits of early alcohol intervention.

FUNDS	BUDGET ACCOUNT	PLANNED/OBLIGATED	EXPENDED
410	09-41-02-K8	\$50,000/\$0	\$0.00

ISP (Intensive Supervision Programs): This is a pretrial court intervention program designed to monitor, supervise and connect the repeat OWI offender with assessment and treatment.

FUNDS	BUDGET ACCOUNT	PLANNED/OBLIGATED	EXPENDED
568	State	\$779,400/\$959,911	\$727,416.66

Accomplishments:

Fourteen programs in 16 counties continued with state provided funding for the ISP programs. Progress was made in the development of a statewide risk assessment tool for all agencies. Formal policies and procedures were implemented to bring more uniformity, and increased efficiencies within the ISP program.

ALCOHOL AND OTHER DRUG MISUSE: SCREENING, ASSESSMENT, TREATMENT, AND REHABILITATION

Activities:

Consultant fees and contractual services to provide baseline and post-mobilization information about public attitudes and behaviors with regard to impaired driving and the enforcement of impaired driving laws.

IMPAIRED DRIVING PROGRAM

FUNDS	BUDGET ACCOUNT	PLANNED/OBLIGATED	EXPENDED
402	09-03-05-AL	\$35,000/\$46,890	\$46,732.00

Consultant fee and contractual services to develop and analyze a survey instrument to provide baseline regarding drug impaired drivers.

FUNDS	BUDGET ACCOUNT	PLANNED/OBLIGATED	EXPENDED
402	09-03-05-AL	\$35,000/\$0	\$0.00

Accomplishments:

UW Milwaukee completed the 2009 DMV phone survey including measuring pre and post mobilization awareness. An increase of respondents that remember seeing or hearing a message on drinking and driving changed from 77% in the pre-survey to 85% in the post-survey. Those who said that there had been more messages on drinking and driving in the past 30 days increased from 24% to 39%. There was an increase in those that encountered the “Drunk Driving Over the Limit Under Arrest” message from 55% to 66%. The “Zero in WI” message had an increase in awareness from 19% to 37% in the 35-44 age group. The most popular source for having encountered a message was TV. There was a 6% increase in those seeing a police traffic stop. Respondents who had seen or heard about alcohol-impaired driving enforcement in the past 30 days increased from 47% to 61%.

An assessment was conducted comparing those in Dane County who attended a Victim Impact Panel compared to those who do not.


Fourteen programs in 16 counties continued with state provided funding for the ISP programs. Progress was made in the development of a statewide risk assessment tool for all agencies. Formal policies and procedures were implemented to bring more uniformity, and increased efficiencies within the ISP program.

A statewide Safe Ride program continues with over 40 participating leagues.



IMPAIRED DRIVING PROGRAM

IMPAIRED DRIVING – BUDGET SUMMARY					
ACCOUNT	FUND	PROGRAM ACTIVITY	PLANNED	OBLIGATED	EXPENDED
09-03-01-AL	402	Program Management/Delivery	\$180,000	\$180,000	\$179,148.99
09-03-02-AL	402	PI&E – 402 Funded	\$300,000	\$0	\$0.00
09-03-02-AL	402	Responsible Service/MADD/ Collaboration	\$80,000	\$5,000	\$635.00
09-03-03-AL	402	Community Activities	\$125,000	\$26,000	\$26,000.00
09-03-04-AL	402	Enforcement	\$450,000	\$158,000	\$156,193.93
09-03-05-AL	402	Evaluation - Surveys	\$70,000	\$46,890	\$46,732.00
09-03-06-PM	402PM	Paid Media	\$250,000	\$250,000	\$0.00
09-41-01-K8	410	Planning and Research	\$7,000	\$2,000	\$663.40
09-41-02-K8	410	PI&E/Intervention Outreach	\$250,000	\$441,402	\$407,151.33
	410	Drugged, Drowsy or Distracted Driving	\$125,000	\$0	\$0.00
09-42-02-K8	410	UW Continuing Ed Revisions	Liquidation	\$50,000	\$49,999.28
09-41-03-K8	410	Crackdown/Saturation Patrol	\$825,000	\$1,647,456	\$1,452,037.05
09-42-03-K8	410	Equipment non-funded	Liquidation	\$308,000	\$317,669.91
09-41-04-K8	410	SFST Program Training Support	\$75,000	\$20,000	\$1,436.55
09-41-05-K8	410	DRE Drug Program Support	\$55,000	\$144,921	\$62,631.10
		DITEP law enforcement partner training	\$20,000	\$30,000	\$16,982.05
09-41-06-K8	410	Advocate Training Travel	\$25,000	\$23,625	\$20,358.02
09-41-07-K8	410	UW LS RCID	\$251,000	\$251,556	\$236,240.27
09-42-07-K8	410	TSRP	Liquidation	\$72,974	\$29,355.84
09-41-08-K8	410	OWI Drug Courts	\$150,000	\$135,342	\$48,161.81
09-41-09-K8	410	Diverse Communities	\$150,000	\$0	\$0.00
09-42-09-K8	410	Alternative Transportation	Liquidation	\$61,020	\$29,519.95
09-41-11-K8	410PM	Paid Media	\$250,000	\$272,000	\$271,870.85
State	568	Pre-Trial Intervention Comm. Project	\$779,400	\$959,911	\$727,416.66
State	531	Tavern League Safe Ride Program	\$170,097	\$525,181	\$164,719.13
		Total 402	\$1,455,000	\$665,890	\$408,709.92
		Total 410	\$2,183,000	\$3,460,296	\$2,944,077.41
		Total State	\$949,497	\$1,485,092	\$892,135.79
Program Total			\$4,587,497	\$5,611,278	\$4,244,923.12



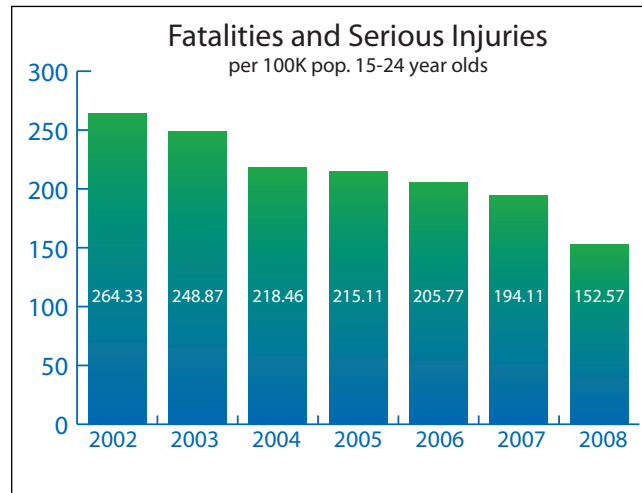
YOUTH ALCOHOL & ENFORCING UNDERAGE DRINKING LAWS (EUDL) PROGRAM

YOUTH ALCOHOL & EUDL PROGRAM

PERFORMANCE GOALS AND MEASURES

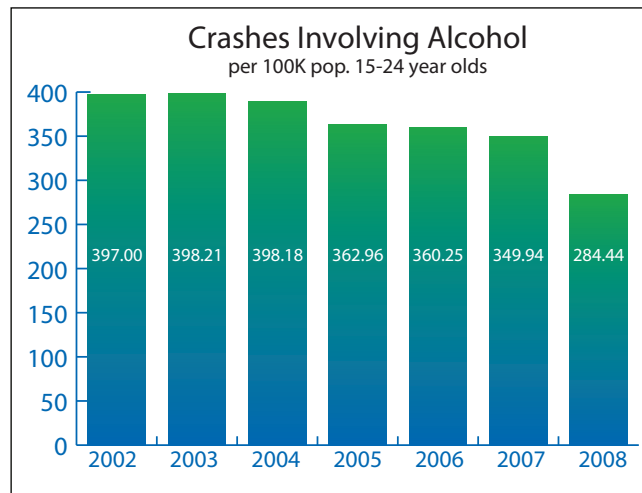
COMBINED FATALITY AND 'A' INJURIES (ALL AGES COMBINED) PER 100K POP.

2002-06 Baseline	230.26/100K pop.
2008 Goal	184.40/100K pop.
2008 Status	152.57/100K pop.



CRASHES INVOLVING ALCOHOL (ALL AGES COMBINED) PER 100K POP.

2002-06 Baseline	380.00/100K pop.
2008 Goal	332.44/100K pop.
2008 Status	284.44/100K pop.



COMPLIANCE CHECKS

Work to establish compliance check baselines.

4,500 citations were issued in 2009. Forty-seven law enforcement agencies participated in the 2009 CARD Program. Citations issued in 2009 increased by 49% due to the implementation of "Parents Who Host Lose The Most" multi-agency program.

YOUTH ALCOHOL & EUDL PROGRAM

PROGRAM MANAGEMENT

Activities:

Coordinate, plan, and manage the state Youth Alcohol and Enforcing Underage Drinking Laws program. [Funds included in Impaired Driving Program Plan Section.](#)

Accomplishments:

The State Program Managers for the youth and adult alcohol programs continue to work together. Attend meetings and participate in training sessions with Department of Public Instruction (DPI), Department of Health and Family Services (DHFS), and other state agencies. Community program involvement continues to expand statewide.

LAW ENFORCEMENT

Activities:

Enforcement CARD/Compliance Check Program. Wisconsin has implemented compliance check programs statewide as a part of its youth enforcement OJJDP Program strategy. The CARD Program grantees will be active partners during statewide mobilizations; they will be encouraged to participate in the high-visibility Labor Day alcohol enforcement crackdown and during the high-visibility sustained "Alcohol Saturation Patrols."

FUNDS	BUDGET ACCOUNT	PLANNED/OBLIGATED	EXPENDED
410	09-41-03-K8	\$100,000/\$110,464.	\$89,744.33
EUDL	09-44-02-JX	\$300,000/\$488,053	\$443,430.70

Accomplishments:

Grant funding provided to 47 enforcement agencies (police department/sheriff offices)/community programs. Wisconsin enforcement agencies issued over 4,500 underage drinking citations and 4,292 underage warnings in 2009. Credit for the program increase due mainly to the establishment of the "Parents Who Host Lose The Most: Don't Be A Party to Teen Drinking". Over 50 community coalitions, in cooperation with their local law enforcement agencies, participated in the 2009 campaign. Each of these community coalitions received free promotional materials as well as reimbursement (via the CARD Program) for officer overtime. Combined training provided to all coalition members by the Department of Health and Family Services. Participating enforcement agencies:

City of La Crosse Police Dept	Ashwaubenon Police Dept	Mt. Pleasant Police Dept
Buffalo County Sheriff Dept	Marathon County Sheriff Dept	Eau Claire Police Dept
Grant County Sheriff Dept	Jefferson County Sheriff Dept	Milton Police Dept
Winnebago County Sheriff	South Milwaukee Police Dept	Oshkosh Police Dept
Wood County Sheriff Dept	St. Croix County Coalition	Baraboo Police Dept
Barron County Sheriff Dept	Wisconsin Rapids Police Dept	Crawford County Sheriff Dept
Marquette County Sheriff Dept	Columbia County Sheriff Dept	Waushara County Sheriff Dept
Dane County Sheriff Dept	Shawano County Sheriff Dept	Fond du Lac Police Dept
Shawano Police Dept	Milwaukee County Sheriff Dept	Beaver Dam Police Dept
Manitowoc Police Dept	Racine County Sheriff Dept	North Fond du Lac Police Dept
Marshfield Police Dept	Seymour Police Dept	Juneau County Sheriff Dept
De Pere Police Dept	Menomonie Police Dept	Oregon Police Dept
Rice Lake Police Dept	Rock County Sheriff Dept	Dodge County Sheriff Dept
Antigo Police Dept	Kenosha County Sheriff Dept	
Two Rivers Police Dept	Hobart Lawrence Police Dept	
Dunn County Sheriff Dept	West Allis Police Dept	

YOUTH ALCOHOL & EUDL PROGRAM

OUTREACH PROGRAMS

Activities:

Alternatives to drugs and alcohol: speakers, materials, and support. Coordinate efforts with Department of Public Instruction (DPI) and Department of Health and Family Services (DHFS) to enhance programs. Social Norms Marketing: Support effective programs/activities at the post-secondary level that are aimed at reducing impaired driving.

FUNDS	BUDGET ACCOUNT	PLANNED/OBLIGATED	EXPENDED
410	09-41-09-K8	\$200,000/\$75,000	\$65,660.00

Accomplishments:

BOTS continued to work with the University of Wisconsin System Administration to combat underage drinking on their campuses using social norms marketing techniques to address student perceptions of drinking behaviors and to dispel the unhealthy myths that many students held about drinking on their campus. Mini grants were awarded to campuses. The 2009 fiscal year included a successful college-wide sixth AODA Symposium. The symposium was attended by 100 representatives from the UW System's 26 campuses; the symposium focused on the trends in education around the topic of the abuse of alcohol. Participants explored best practices, shared campus specific activities, and heard nationally recognized speakers.



PUBLIC EDUCATION AND TRAINING

Activities:

Provide access to up-to-date educational and/or motivational materials and current data to the general public, youth, and community prevention organizations that will assist them in developing successful prevention programs.

FUNDS	BUDGET ACCOUNT	PLANNED/OBLIGATED	EXPENDED
410	09-41-02-K8	\$200,000/\$125,000	\$118,000.00
EUDL	09-44-01-JX	\$100,000/\$25,180	\$20,882.86


Accomplishments:

No funds expended and no activity in this area for fiscal year 2009. BOTS will continue to work to review programs and evaluation processes.

YOUTH ALCOHOL & EUDL PROGRAM

YOUTH ALCOHOL & EUDL – BUDGET SUMMARY					
ACCOUNT	FUND	PROGRAM ACTIVITY	PLANNED	OBLIGATED	EXPENDED
09-41-02-K8	410	PI&E	\$200,000	\$125,000	\$118,000.00
09-41-03-K8	410	Enforcing Impaired Driving	\$100,000	\$110,464	\$89,744.33
09-41-09-K8	410	Social Norms Marketing Outreach	\$200,000	\$75,000	\$65,660.00
09-41-10-K8	410	Evaluation	\$25,000	\$0	\$0.00
09-44-01-JX	410	PI&E	\$100,000	\$25,180	\$20,882.86
09-44-02-JX	EUDL	Enforcing Underage Drinking	\$300,000	\$488,053	\$443,430.70
09-44-03-JX	EUDL	Evaluation	\$15,000	\$0	\$0.00
	EUDL	Total 410	\$525,000	\$314,464	\$273,404.33
		Total USDOJ-EUDL	\$415,000	\$513,233	\$464,313.56
Program Total			\$940,000	\$827,697	\$737,717.89





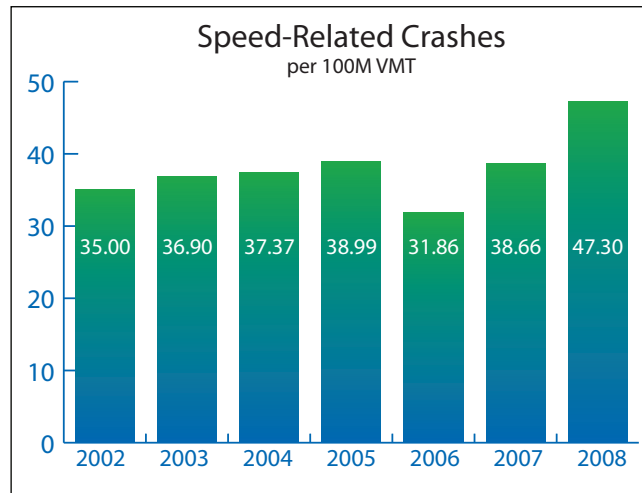
TRAFFIC LAW ENFORCEMENT - SPEED PROGRAM

TRAFFIC LAW ENFORCEMENT - SPEED PROGRAM

PERFORMANCE GOALS AND MEASURES

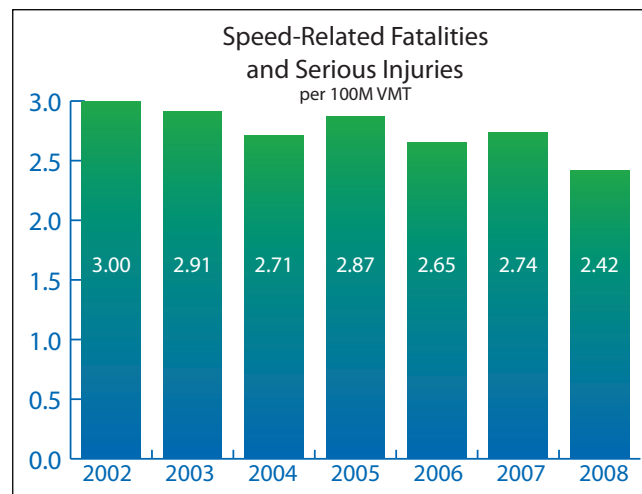
SPEED RELATED CRASHES/100M VMT

2002-06 Baseline	35.95/100M VMT
2008 Goal	36.73/100M VMT
2008 Status	47.30/100M VMT



SPEED RELATED FATAL AND 'A' INJURY/100M VMT

2002-06 Baseline	2.76/100M VMT
2008 Goal	2.00/100M VMT
2008 Status	2.42/100M VMT



DRIVER POSSIBLE CONTRIBUTING CIRCUMSTANCES (PCC)

2002-06 Baseline	2.76/100M VMT
2008 Status	2.42/100M VMT

Perception of risk of being ticketed for a speed violation will increase and speed will drop from the second most common driver PCC in 2000 to only 10% of driver PCC by 2010.



TRAFFIC LAW ENFORCEMENT - SPEED PROGRAM

PROGRAM MANAGEMENT

Activities:

Coordinate, plan, and manage the state Speed Management Safety Program.

FUNDS	BUDGET ACCOUNT	PLANNED/OBLIGATED	EXPENDED
402	09-04-01-PT	\$65,000/\$75,000	\$69,001.41
State		\$11,000/\$0	\$0.00

Accomplishments:

The State Program Manager of Law Enforcement Programs managed all Speed, Alcohol, and Click It Or Ticket law enforcement grants from grant implementation through grant closure.

PUBLIC INFORMATION, EDUCATION AND OUTREACH

Activities:

Work with partners (law enforcement professional organizations, Wisconsin Highway Safety Coordinators Association and others) to develop handouts, posters, presentations, conferences, and other media campaigns and assure that information is up to date and meets needs. Develop aggressive driving PI&E and/or outreach materials. Promote speed-management as a public policy priority by creating a network of partners to carry the speed management message through use of communications with the Regional Program Managers and Law Enforcement Liaisons.

FUNDS	BUDGET ACCOUNT	PLANNED/OBLIGATED	EXPENDED
402	09-04-02-PT	\$250,000/\$160,000	\$100,000.00

Accomplishments:

Developed Zero in WI branding to be use in all of highway safety materials and campaigns.

TRAINING AND CAPACITY BUILDING

Activities:

Develop a training and evaluation plan, and support training for advanced traffic enforcement skills development. Provide speed-management program information and training opportunities for traffic court judges and prosecutors that outline the negative effects of speeding on the quality of life in their communities.

FUNDS	BUDGET ACCOUNT	PLANNED/OBLIGATED	EXPENDED
402	09-04-03-PT	\$50,000/\$50,000	\$0.00

Accomplishments:

TOPS training was provided by one of BOTS LELs to approx 30 participants. A NHTSA developed curriculum was employed.

LAW ENFORCEMENT

Activities:

Support Law Enforcement Liaison outreach to enforcement agencies to encourage participation in mobilizations and other safety activities.

FUNDS	BUDGET ACCOUNT	PLANNED/OBLIGATED	EXPENDED
402	09-04-02-PT	\$175,000/\$175,000	\$147,221.69

TRAFFIC LAW ENFORCEMENT - SPEED PROGRAM

Accomplishments:

Five Law Enforcement Liaison's (LEL's) provided outreach to law enforcement to participate as unfunded agencies in the December "Booze & Belts", CIOT & DDOLUA initiatives. Many of these agencies are smaller and might not otherwise be involved in statewide programs. A required press/media contact by each agency also resulted in broad coverage of each program at the local level. They also participated in highway safety exhibits at safety fairs, conferences and conventions and other community events as needed. They provided input to agencies during their enforcement efforts and provided feedback to BOTS staff.

Plan statewide participation, encourage voluntary participation and provide overtime funding for the speed and aggressive driving enforcement campaign. Promote collaboration between agencies to perform saturation patrols for overtime enforcement.

FUNDS	BUDGET ACCOUNT	PLANNED/OBLIGATED	EXPENDED
402	09-04-04-PT	\$1,000,000/\$816,544.42	\$786,039.93

In Federal Fiscal Year 2009 42 targeted agencies received speed enforcement grant funding. Agencies were required to participate in both the National CIOT Mobilization, and the National DDOLUA Alcohol Crackdown. In addition to participation in those two events, agencies were required to do monthly deployments upon grant approval, and at least one HVE deployment per quarter (including media). This grant activity produced the following numbers:

- 3,200 Officers Deployed
- 11,964 Hours of OT enforcement
- 11,624 Speeding Citations issued
- 2,706 Seatbelt Citations issued
- 64 OWI Citations issued
- 4,336 Written Warnings issued

Non-overtime Equipment Grants and Recognition for law enforcement.

FUNDS	BUDGET ACCOUNT	PLANNED/OBLIGATED	EXPENDED
402	09-04-04-PT	\$150,000/\$60,000	\$17,294.10

Accomplishments:

The second annual Law Enforcement Recognition Luncheon was held in September in partnership with AAA of Wisconsin. The 126 agencies in attendance had all participated in either funded or unfunded enforcement initiatives such as Click It or ticket and Over the Limit, Under Arrest. They were eligible for a drawing which awarded traffic safety equipment including laser speed devices, portable breathalyzers, and squad video cameras. An update on the current state of traffic safety in Wisconsin and the Zero in Wisconsin campaign was also presented.

PAID MEDIA

Activities:

Following NHTSA Guidelines, plan for statewide, intense broadcast media to increase perception of stepped up enforcement and likelihood of being cited.

FUNDS	BUDGET ACCOUNT	PLANNED/OBLIGATED	EXPENDED
402PM	09-04-06-PT	\$250,000/\$350,000	\$350,000.00

Accomplishments:

Had 615 paid and 468 PSAs aired on TV, also had 384 paid and 237 PSAs aired on radio.

TRAFFIC LAW ENFORCEMENT - SPEED PROGRAM

EVALUATION PROGRAMS

Activities:

Evaluate the number of crashes, fatalities, and injuries and compare to prior data. Evaluate the effectiveness of the funding provided. Attempt to determine if speed related crashes were reduced in areas where agencies were funded.


FUNDS	BUDGET ACCOUNT	PLANNED/OBLIGATED	EXPENDED
402	09-04-05-PM	\$80,000/\$0	\$0.00

Accomplishments:

Did not do this activity.



SPEED PROGRAM – BUDGET SUMMARY					
ACCOUNT	FUND	PROGRAM ACTIVITY	PLANNED	OBLIGATED	EXPENDED
09-04-01-PT	402	Program Management	\$65,000	\$75,000	\$69,001.41
	State	Program Management	\$11,000	\$0	\$0.00
09-04-02-PT	402	PI&E and Outreach/LELs	\$425,000	\$335,000	\$247,221.69
09-04-03-PT	402	Training and Capacity Building	\$50,000	\$50,000	\$0.00
09-04-04-PT	402	Enforcement	\$1,150,000	\$876,544	\$803,334.03
09-04-05-PT	402	Evaluation	\$80,000	\$0	\$0.00
09-04-06-PM	402	Paid Media	\$250,000	\$350,000	\$350,000.00
		402 Total	\$2,020,000	\$1,686,544	\$1,469,557.13
		Total State	\$11,000	\$0	\$0.00
Program Total			\$2,031,000	\$1,686,544	\$1,469,557.13



TRAFFIC RECORDS IMPROVEMENT PROGRAM

TRAFFIC RECORDS IMPROVEMENT PROGRAM

PERFORMANCE GOALS AND MEASURES

GOAL: Implement a statewide-integrated data collection and transmission system that improves the timeliness, consistency, completeness, accuracy, accessibility and linkage of transportation safety information and thus allows for comprehensive analysis of all traffic crashes for use in policy and program development and analysis. Approximately 55% of traffic crashes and 45% of citations are presently being reported electronically, as opposed to paper in the past. This electronic transmission of traffic crashes improves the timeliness, consistency, completeness, accuracy, accessibility, and linkage of traffic crash information.

GOAL: The 2006-2009 Traffic Records Strategic Plan (TRSP) will be coordinated with Wisconsin's Strategic Highway Safety Plan (SHSP) and the Highway Safety Performance Plan (HSPP) to create and market a statewide integrated data collection network, analytical tools, and expertise available to highway safety stakeholders. We are in the process of including in our next strategic plan the components (TRSP, SHSP, HSP) and their integration. These components have been discussed, but have not as of yet, been implemented. The TRCC group is currently working on updating our TRSP for the next grant application.

GOAL: Surveys will be completed and program baselines will be established and updated as part of the 2006-2009 Strategic Plan process. Monthly reports (aka surveys) and baselines have been completed and updated.

PROGRAM MANAGEMENT

Activities:

Coordinate, plan and manage the traffic records program. Moved state funded analyst positions to "Planning and Administration" section. Purchase NHTSA approved grant management software. TRCC Meetings and Strategic Plan Development. Full-time Evaluation Analyst position.

FUNDS	BUDGET ACCOUNT	PLANNED/OBLIGATED	EXPENDED
402	09-05-01-TR	\$30,000/\$25,000	\$1,864.70
402	09-05-02-TR	\$80,000/\$75,000	\$94,043.21
402	09-05-07-TR	\$500,000/\$0	\$0.00

Accomplishments:

Held four TRCC meetings. Developed 2009, 408 grant application and updated Traffic Records Strategic Plan. Sent one representative to the Traffic Records Forum, continued to increase the number of relationships with partners and stakeholders. Federal 402 money funded the Program Evaluation Analyst. Only recently received approval to purchase grant management software. Sent a TRCC representative to Arizona for the National Traffic Record Forum.

AUTOMATION/BADGERTRACS(TRAFFIC AND CRIMINAL SOFTWARE) IMPLEMENTATION

Activities:

Administer BadgerTraCS program; coordinate with federal, state and local partners to implement TraCS and Citation Tracking, including training, tech support, and communicate progress to all partners and stakeholders.

FUNDS	BUDGET ACCOUNT	PLANNED/OBLIGATED	EXPENDED
402	09-05-03-TR	\$200,000/\$254,803	\$127,747.32

TRAFFIC RECORDS IMPROVEMENT PROGRAM

Accomplishments:

Were able to continue funding DMV Withdrawals and Citations support staff for TraCS.

Year three grants to local and state agencies for Roll-out of Badger TraCS Suite and improvements in Citation Tracking.

FUNDS	BUDGET ACCOUNT	PLANNED/OBLIGATED	EXPENDED
402	09-05-08-K9	Not Awarded/\$297,348	\$296,000.51

Accomplishments:

Were able to develop a more strategic approach to rolling out TraCS grants throughout the state. Strategically funded eight law enforcement agencies.



Support TraCS users statewide on the continuation and improvement of eCitation Services, supporting the secure online routing of electronic citations and crashes to appropriate justice information systems.

FUNDS	BUDGET ACCOUNT	PLANNED/OBLIGATED	EXPENDED
408	09-05-08-K9	Not Awarded/\$140,000	\$82,481.64
402	09-05-04-TR	Not Planned/\$87,533	\$38,243.15

Accomplishments:

Continued to support the continuation and improvement of eCitation Services and TIME updates through Division of Motor Vehicles and the Department of Justice.

CODES/DATA LINKAGE

Activities:

Support DH&FS linkage of 2007 data.

FUNDS	BUDGET ACCOUNT	PLANNED/OBLIGATED	EXPENDED
402	09-05-04-TR	\$25,000/\$25,348	\$14,797.13

Accomplishments:

Have created the basic CODES file linkage between Wisconsin traffic crash records and both Wisconsin Hospital Inpatient records and Wisconsin Hospital Emergency Department visit for 2007.

Support 2007 CODES analyses, reports, and updates to Internet site.

FUNDS	BUDGET ACCOUNT	PLANNED/OBLIGATED	EXPENDED
402	09-05-04-TR	\$25,000/\$56,760	\$51,899.41
408	09-05-08-K9	Not Awarded/\$16,900	\$16,298.35

Improve CODES reports, link 2006-2007 other states' data.

FUNDS	BUDGET ACCOUNT	PLANNED/OBLIGATED	EXPENDED
408	09-05-08-K9	Not Awarded/\$11,001	\$9,514.13

TRAFFIC RECORDS IMPROVEMENT PROGRAM

Accomplishments:

Years 2006 and 2007 data was linked – ER, hospital discharge, and crash data was linked. Standard and ad hoc reports were generated. Major goal of matching records for victims in crashes occurring in 2007 has been completed.

INCIDENT LOCATION TOOL DEVELOPMENT

Activities:

Evaluate existing and proposed changes to state roadway base maps and, working with TraCS Project, the Division of Transportation Investment Management and Geographic Information Officer (GIO), recommend alternative strategies for a state-sanctioned map tool that will interface with the TraCS software and can be used for on-site geo-coding of incident location.

FUNDS	BUDGET ACCOUNT	PLANNED/OBLIGATED	EXPENDED
402	09-05-05-TR	\$30,000/\$10,000	\$0.00

Accomplishments:

Currently have a committee working on the Incident Location Tool. The committee is reviewing the options, scheduling a meeting with the Iowa TraCS consultant and will move forward with this project in 2010.

HIGHWAY SAFETY COORDINATORS CRASH DATA

Activities:

Support the Wisconsin Highway Safety Coordinators statewide effort to improve the tracking and availability of motor vehicle crash data, starting with K crashes and adding 'A' and all crashes in the future.

FUNDS	BUDGET ACCOUNT	PLANNED/OBLIGATED	EXPENDED
402	09-05-07-TR	\$100,000/\$0	\$0.00

Accomplishments:

Original plan to work on this project was modified to develop this in another manner. Currently working on completing the draft version of Community Maps.

SURVEYS, ANALYSES, PUBLICATIONS

Planned Activities:

Establish baselines for safety program areas through Knowledge, Attitudes, and Behavior (KAB) injury surveys.

FUNDS	BUDGET ACCOUNT	PLANNED/OBLIGATED	EXPENDED
402	09-05-06-TR	\$220,000/\$0	\$0.00

Accomplishments:

Did not establish surveys this federal fiscal year. Moved analyst positions to Planning and Administration section.

Survey all law enforcement in state regarding collection of racial profiling information on traffic stops. The Wisconsin State Patrol specifically collects racial profiling data on consent searches and has the ability to analyze nearly every stop made through electronic connections with the Wisconsin Department of Justice. Begin formal process of the collection and analysis, on a statewide basis, of racial profiling information through TraCS for all law enforcement agencies.

TRAFFIC RECORDS IMPROVEMENT PROGRAM

FUNDS	BUDGET ACCOUNT	PLANNED/OBLIGATED	EXPENDED
1906	09-05-06-TR	Not Awarded/\$88,647	\$71,645.40

TRAFFIC RECORDS TRAINING

Activities:

Provide TR Training to data collectors, analysts.

FUNDS	BUDGET ACCOUNT	PLANNED/OBLIGATED	EXPENDED
402	09-05-07-TR	\$10,000/\$0	\$0.00

HIGHWAY SAFETY INFORMATION SYSTEM

Activities:

Support projects identified by the State Traffic Record's Coordinating Committee in the 2006-2009 Traffic Records Strategic Plan.

FUNDS	BUDGET ACCOUNT	PLANNED/OBLIGATED	EXPENDED
408	09-05-08-K9	Not Awarded/\$167,170	\$117,294.39
408	09-05-08-K9	Not Awarded/\$60,000	\$51,538.71
408	09-05-08-K9	Not Awarded/\$10,800	\$10,150.00


Accomplishments:

Various grants approved through the Traffic Record's Coordinating Committee including to the UW TOPS Lab for data enhancements to the Transportal and for an intersection safety analysis tool. Another grant went to the Wisconsin State Patrol for TraCS.



TRAFFIC RECORDS IMPROVEMENT PROGRAM

TRAFFIC RECORDS IMPROVEMENT PROGRAM – BUDGET SUMMARY					
ACCOUNT	FUND	PROGRAM ACTIVITY	PLANNED	OBLIGATED	EXPENDED
09-05-01-TR	402	TRCC and Program Support	\$30,000	\$25,000	\$1,864.70
09-05-02-TR	402	Program Evaluation Analyst Position	\$80,000	\$75,000	\$94,043.21
09-05-03-TR	402	TraCS Implementation – Training, Support	\$200,000	\$254,803	\$127,747.32
09-05-04-TR	402	CODES Data Linkage, analysis & outreach	\$50,000	\$169,641	\$104,939.69
09-05-05-TR	402	Incident Location Tool Development	\$30,000	\$10,000	\$0.00
09-05-06-TR	402	Surveys, Analyses & Publications	\$220,000	\$0	\$0.00
	1906	Racial Profiling – Assurance State	\$454,170	\$88,647	\$71,645.40
09-05-07-TR	402	TR, Data Collect Training	\$10,000	\$0	\$0.00
	402	Automated Grant Tracking	\$500,000	\$0	\$0.00
	402	Crash Data Collection/Maps	\$100,000	\$0	\$0.00
09-05-08-K9	408	Badger TraCS	Not Awarded	\$308,148	\$306,150.51
09-05-08-K9	408	DOJ/DMV/TOPS	Not Awarded	\$367,170	\$251,314.74
09-05-08-K9	408	Linkage CODES	Not Awarded	\$27,901	\$25,812.48
		402 Total	\$1,220,000	\$534,444	\$328,594.92
		408 Total	Not Awarded	\$703,219	\$583,277.73
		1906 Total	\$454,170	\$88,647	\$71,645.40
		Program Total	\$1,674,170	\$1,326,310	\$983,518.05
Program Total			\$2,640,000	\$2,394,156	\$1,909,006



EMS IMPROVEMENT PROGRAM

EMS IMPROVEMENT PROGRAM

PERFORMANCE GOALS AND MEASURES

INJURY TO DEATH RATIOS		SAFETY BELT USE RATE IN RURAL MEDIA MARKETS AND USE RATE IN PERSONAL INJURY AND FATAL CRASHES WILL INCREASE.	
2005-07 Statewide 3 year average Baseline	68.6 to 1	2000 Statewide Baseline	65.4%
2008 Goal	79.4 to 1	2008 Goal	81.0%
2008 Status	85.0 to 1	2008 Status	74.2%

Assist the Wisconsin Department of Health in increasing the number of EMTs recruited and retained in rural areas.

PUBLICITY AND OUTREACH

Activities:

With the Department of Health Services and WATS, develop an EMS PI&E Plan with a focus on recruitment and retention; educate the general population and emergency responders about the state Trauma System. Review and duplicate highway safety materials for distribution locally by EMS/trauma care personnel.

FUNDS	BUDGET ACCOUNT	PLANNED/OBLIGATED	EXPENDED
402	09-06-01-EM	\$65,000/\$0	\$0.00

Encourage volunteer participation, increase community involvement, and work with community organizations and non-profit programs interested in transportation safety injury prevention and trauma system development. Interest young people in public safety careers.

FUNDS	BUDGET ACCOUNT	PLANNED/OBLIGATED	EXPENDED
402	09-06-01-EM	\$65,000/\$64,990	\$64,983.41

Accomplishments:

BOTS funded Oregon Fire & EMS District READY Initiatives. The READY Camp is a week-long training experience for middle and high school students, that provides knowledge and skill development in emergency response and leadership. There were 11 READY Classes conducted in 2008, training 377 students between the ages of 11-18. Teams for the READY Camps came from 12 different Wisconsin communities, while youth attended READY Classes in 28 different communities. Participants in either of these two READY experiences were from small (i.e., Holcombe with a population of 2,300), medium (i.e., Greenfield with a population of 36,130) and large, (i.e., Milwaukee, has a population of 584,000).

TRAINING - CRASH RESPONSE, AIRBAG, AND RESTRAINT USE

Activities:

Provide airbag and occupant restraint training for emergency responders.

FUNDS	BUDGET ACCOUNT	PLANNED/OBLIGATED	EXPENDED
402	09-06-02-EM	\$10,000/\$0	\$0.00

Accomplishments:

Nothing was able to be accomplished in this area.

EMS IMPROVEMENT PROGRAM

RURAL EMERGENCY RESPONSE PROGRAMS, EQUIPMENT, AND TRAINING

Activities:

Fund initial equipment and training for rural first responder groups in targeted high-risk areas.

FUNDS	BUDGET ACCOUNT	PLANNED/OBLIGATED	EXPENDED
402	09-06-03-EM	\$40,000/\$0	\$0.00

Support Bystander Care, recruitment and retention of EMS personnel.

FUNDS	BUDGET ACCOUNT	PLANNED/OBLIGATED	EXPENDED
402	09-06-03-EM	\$30,000/\$0	\$0.00

Accomplishments:

Nothing was able to be accomplished in this area.

INJURY SURVEILLANCE DATA IMPROVEMENTS

Activities:


Assist the Department of Health Services to achieve CDC/STIPDA and NHTSA ISS Core Data System integration. Support training and access to Internet for WARDS reporting of pre-hospital care to a central state database.

Accomplishments:

Nothing was able to be accomplished in this area.

EMS PROGRAM – BUDGET SUMMARY					
ACCOUNT	FUND	PROGRAM ACTIVITY	PLANNED	OBLIGATED	EXPENDED
09-06-01-EM	402	Program Management - Community Outreach/ Monitoring	\$130,000	\$64,990	\$64,983.41
09-06-02-EM	402	Public Information	\$100,000	\$0	\$0.00
09-06-03-EM	402	Outreach - Community Safety Programs	\$70,000	\$0	\$0.00
Program Total			\$210,000	\$64,990	\$64,983.41





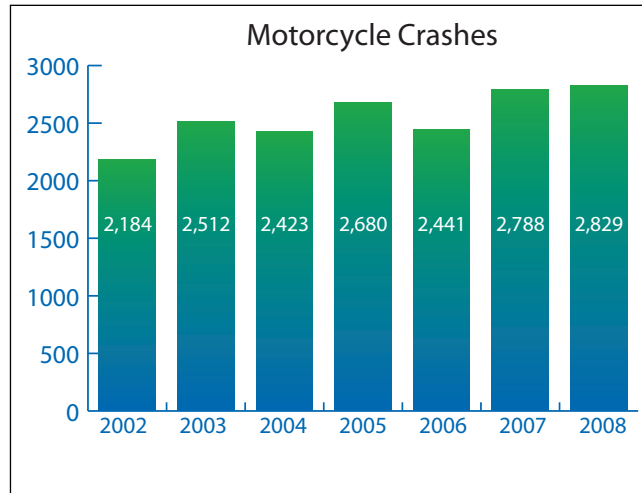
MOTORCYCLE SAFETY PROGRAM

MOTORCYCLE SAFETY PROGRAM

PERFORMANCE GOALS AND MEASURES

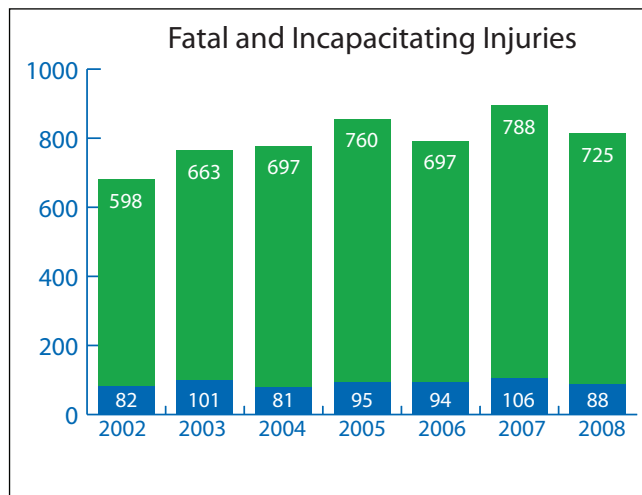
MOTORCYCLE CRASHES

2002-06 Baseline	2,448
2008 Goal	2,072
2008 Status	2,829



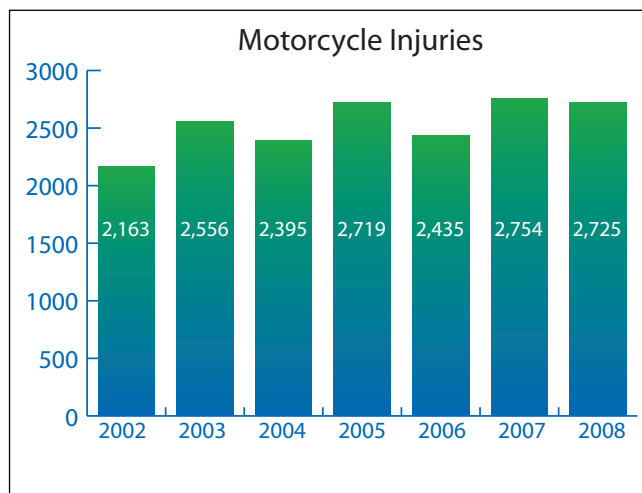
WI MOTORCYCLE RIDERS KILLED OR INCAPACITATED

2002-06 Baseline	756
2008 Goal	643
2008 Status	813



PERSONS INJURED IN MOTORCYCLE CRASHES

2002-06 Baseline	2,328
2008 Goal	2,083
2008 Status	2,725



MOTORCYCLE SAFETY PROGRAM

PROGRAM MANAGEMENT

Activities:

Coordinate, plan, and manage the state Motorcycle Rider Safety program

FUNDS	BUDGET ACCOUNT	PLANNED/OBLIGATED	EXPENDED
402	09-07-01-MC	\$55,000/\$65,000	\$56,136.44
562	State	\$110,000/\$110,000	\$142,748.63

Accomplishments:

The (WMSP) Wisconsin Motorcycle Safety Program Administrative Assistant continues to support the program by providing clerical support, preparation of reports, documentation of the many activities, and the gathering of statistical data regarding crashes and fatalities.

MOTORCYCLE RIDER EDUCATION AND TRAINING

Activities:

Instructor Training: Conduct one statewide conference or four regional workshops to update instructors on curriculum issues, as required by the Motorcycle Safety Foundation (MSF) and Wisconsin Administrative Code TRANS 129, in FFY 08-09. Provide scholarships for up to three chief instructors to attend State Motorcycle Safety Administrators (SMSA) or MSF annual national workshops during FFY 08-09. Evaluate program guidelines and determine if there is a training backlog.

FUNDS	BUDGET ACCOUNT	PLANNED/OBLIGATED	EXPENDED
402	09-07-03-MC	\$10,000/\$30,000	\$20,199.80

Accomplishments:

The WMSP conducted four RiderCoach Professional Development Workshops and two Lead RiderCoach Professional Development Workshops during this time period. Approximately 200 RiderCoaches participated were updated in matters of policy and procedure, curriculum delivery, and the implementation of the Lead RiderCoach Q.A. program. In addition, 42 Lead RiderCoaches were updated in their expanded role as on-site program (Q.A.) quality assurance personnel in an effort to relieve the Q.A. burden placed on our RiderCoach Trainers. These activities reflect NHTSA Recommendations established in the November 2007 WMSP Assessment. All WMSP RiderCoach Trainers attended and participated actively in the 2009 SMSA Conference held in Madison in August. The Professional Development Workshops also served as a vehicle by which to unite staff from Funded/WTCS sites, Non-Funded sites, and H-D Rider's Edge Training sites. Further, two RiderCoach Preparation Courses were conducted also.

The national SMSA is holding its annual national conference in Madison, WI in August of 2009. The Funds are set aside to assist with speaker costs, assistance for Wisconsin instructors to attend, equipment, administrative coordination and expenses associated with promotion.

FUNDS	BUDGET ACCOUNT	PLANNED/OBLIGATED	EXPENDED
402	09-07-04-MC	\$25,000/\$35,000	\$16,962.00

Accomplishments:

The national (SMSA) State Motorcycle Safety Administrators Conference and the adjunct Motorcycle Safety Conference for motorcycle safety staff and stakeholders was conducted in conjunction with the (MSF) Motorcycle Safety Foundation's RiderCoach Trainer Conference over a five day period. Though the conferences were well attended, the depressed economy took its toll, and overall attendance fell short of the anticipated goals.

MOTORCYCLE SAFETY PROGRAM

WI Motorcycle Rider Education Program: Administer state-funded classroom and hands-on training program through the (WTCS) Wisconsin Technical College System and other approved vendors that meets MSF requirements for basic and experienced riders.

FUNDS	BUDGET ACCOUNT	PLANNED/OBLIGATED	EXPENDED
562	State	\$544,000/\$544,000	\$300,791.73

Accomplishments:

The calendar year 2008 training season brought about a decline in Basic RiderCourse and Experienced RiderCourse enrollments as the economy continued to slow. The calendar year 2009 training season reflected a similar and continued reduction in enrollments, with many sites canceling scheduled courses from August/September on. While interest in participation in the Basic RiderCourses remains high, many who desired to do so simply could not afford the cost of enrollment.

Section 2010 Training and Outreach Incentive Grants are to be used for purchase of training cycles.

FUNDS	BUDGET ACCOUNT	PLANNED/OBLIGATED	EXPENDED
2010	09-07-06-K6	\$110,000/\$154,913	\$0.00

The decision was made to postpone the purchase of additional training motorcycles until early in calendar year 2010.

MOTORCYCLE OPERATION UNDER THE INFLUENCE OF ALCOHOL OR OTHER DRUGS

Activities:

Promote "Share the Road" through a mailing to 1.5 million motor vehicle owners during the May - August vehicle registration sticker distribution. Distribute, reprint, and duplicate informational and educational materials. Update and reprint the Ride Straight-Sober, Share the Road brochures and reprint bumper and helmet stickers as needed during FFY 08-09.

FUNDS	BUDGET ACCOUNT	PLANNED/OBLIGATED	EXPENDED
402	09-07-02-MC	\$150,000/\$250,000	\$67,230.07

Accomplishments:

To further the Ride-Straight/Ride-Sober initiative in Wisconsin, the Blue Knights Motorcycle Club was awarded a grant to promote and affect attitudinal change to bring about alcohol-free riding in Wisconsin. In their efforts to satisfy that grant's goals and objectives, the 5=ZERO initiative has been aggressively promoted through a wide variety of face-to-face activities throughout the state. Many of the WMSP educational and hand-out type of materials are being reviewed for updating and reprinting.

LAW ENFORCEMENT

Activities:

Communicate the role played by law enforcement personnel in motorcycle safety by acting as a source of information to communities and LE agencies. Develop their knowledge of motorcycle crash situations, investigating crashes, and maintaining a reporting system that documents crash activity and supports problem identification. Part of program management.

- Reach out to 3-5 counties with highest occurrence of motorcycle fatalities.
- Involve up to 12 DSP motor officers in up to three statewide events and local officials in up to 12 regional or local events to increase OWI enforcement and awareness.

FUNDS	BUDGET ACCOUNT	PLANNED/OBLIGATED	EXPENDED
402	09-07-06-MC	\$175,000/\$60,946.20	\$55,899.18

MOTORCYCLE SAFETY PROGRAM

Accomplishments:

Law enforcement officers representing local, county, and state departments played an integral role in the various 5=ZERO initiative activities that took place at local establishments that serve food and alcohol, as well as state-wide motorcycle rallies, motorcycle completion events, and motorcycle charity fund raising activities. Law enforcement officers provided motorcycle skills demonstrations, as well as high visibility deterrence and enforcement.

COMMUNICATION AND COMMUNITY PROGRAMS

Activities:

Integrate motorcycle safety messages into other traffic safety campaigns. Pilot test Mobile Rider Education Classroom. Update the motorcycle operator's manual that contains essential safe riding information. Update the motorcycle license examination, including knowledge and skill tests, and State licensing medical criteria.

FUNDS	BUDGET ACCOUNT	PLANNED/OBLIGATED	EXPENDED
402	09-07-07-MC	\$150,000/\$150,000	\$0.00

Accomplishments:

In March 31,500 letters went out to individuals whose names appeared on a Wisconsin motorcycle registration/title but the registered owner did not possess a valid Class M Endorsement. This letters apprised these individuals of where they could go to receive training in the use of a motorcycle as well as how to obtain their Class M Endorsement. Approximately 300 of those receiving the letter responded by enrolling in a motorcycle rider education course. Due to budget constraints, the Mobile Classroom was not pursued in 2009.

COMMUNICATION AND COMMUNITY PROGRAMS

Activities:

Evaluate Wisconsin's MREP by analyzing the reportable crash experience of Rider Education graduates and non-Rider Educated riders to determine which group is involved in more crashes. If the data is available, try to analyze by other factors such as driver records for citations and by model of motorcycle.

FUNDS	BUDGET ACCOUNT	PLANNED/OBLIGATED	EXPENDED
402	09-07-05-MC	\$30,000/\$30,000	\$0.00


Accomplishments:

As a part of the WMSP program management, an in-depth analysis of motorcyclist fatalities is being conducted for calendar year 2009. Results of this in-depth analysis should provide us with a rider profile or profiles as well as a number of scenario profiles by which specific countermeasures may be established. As part of the rider profile, data pursuant to involvement in formal rider education as well as length of time with a Class M Endorsement is being applied. In addition, driver records for citations and prior crashes is being brought into the rider profile.

MOTORCYCLE SAFETY PROGRAM

MOTORCYCLE SAFETY PROGRAM – BUDGET SUMMARY					
ACCOUNT	FUND	PROGRAM ACTIVITY	PLANNED	OBLIGATED	EXPENDED
09-07-01-MC	402	Program Support	\$55,000	\$65,000	56,136.44
State	562	Program Support	\$110,000	\$110,000	\$142,748.63
09-07-02-MC	402	Public Information, Social Marketing	\$150,000	\$250,000	\$67,230.07
09-07-03-MC	402	Training and Education	\$10,000	\$30,000	\$20,199.80
09-07-04-MC	402	SMSA Conference	\$25,000	\$35,000	\$16,962.00
09-07-05-MC	402	Evaluation	\$30,000	\$30,000	\$0
09-07-06-MC	402	LE Outreach	\$175,000	\$175,000	\$55,899.18
09-07-07-MC	402	Motorcycle Mobile Classroom	\$150,000	\$150,000	\$0
09-07-06-K6	2010	Training/Outreach Incentive Grant	\$110,000	\$154,913	\$0
09-51-01-51	State	Training and Education	\$544,000	\$544,000	\$300,791.73
		402 Total	\$595,000	\$735,000	\$216,427.49
		State Total	\$654,000	\$654,000	\$443,540.36
		2010 Total	\$110,000	\$154,913	0.00
Program Total			\$1,359,000	\$1,543,913	\$659,967.85





PEDESTRIAN & BICYCLE SAFETY PROGRAM

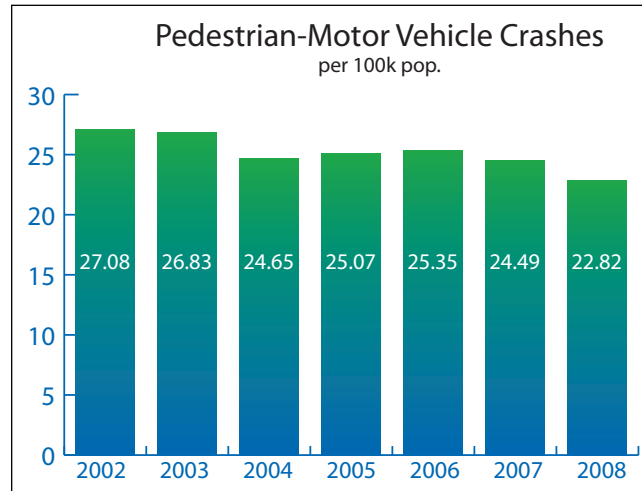
PEDESTRIAN & BICYCLE SAFETY PROGRAM

PERFORMANCE GOALS AND MEASURES

PEDESTRIAN PROGRAM

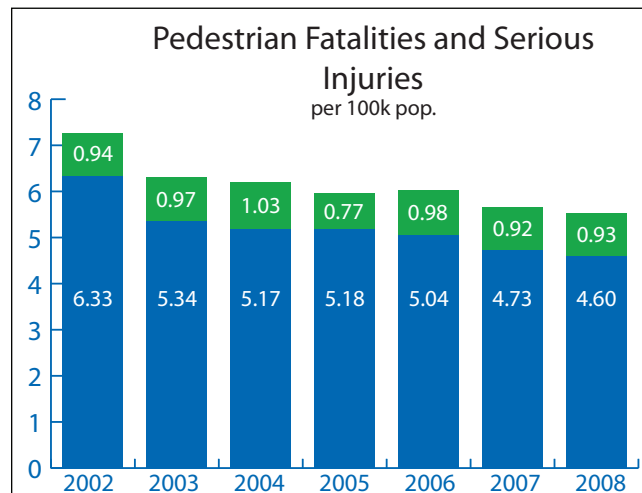
PEDESTRIAN CRASHES WITH MOTOR VEHICLES/100K POP.

2002-06 Baseline	26.09/100K pop.
2008 Goal	23.48/100K pop.
2008 Status	22.82/100K pop.



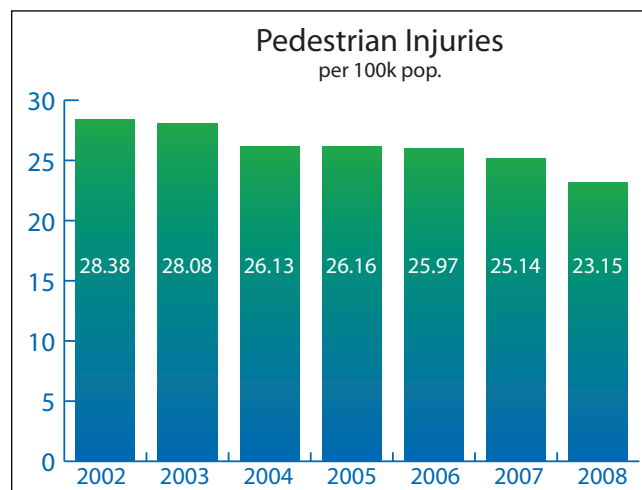
FATAL AND INCAPACITATING INJURIES/100K POP.

2002-06 Baseline	6.20/100K pop.
2008 Goal	5.58/100K pop.
2008 Status	5.53/100K pop.



INJURIES IN PEDESTRIAN AND MOTOR VEHICLE CRASHES/100K POP.

2002-06 Baseline	27.26/100K pop.
2008 Goal	24.53/100K pop.
2008 Status	23.15/100K pop.



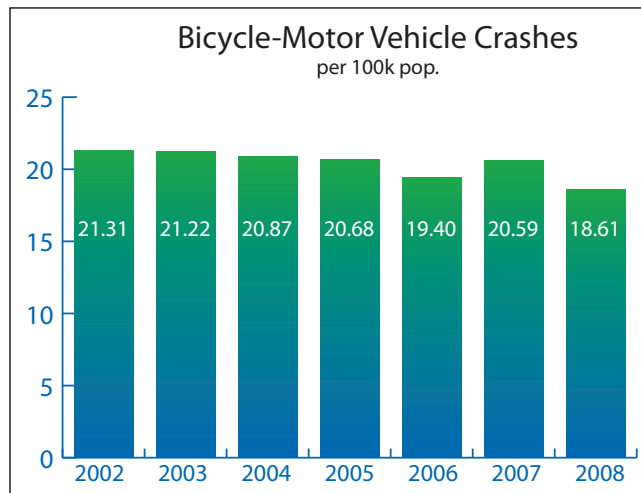
PEDESTRIAN & BICYCLE SAFETY PROGRAM

PERFORMANCE GOALS AND MEASURES

BICYCLE PROGRAM

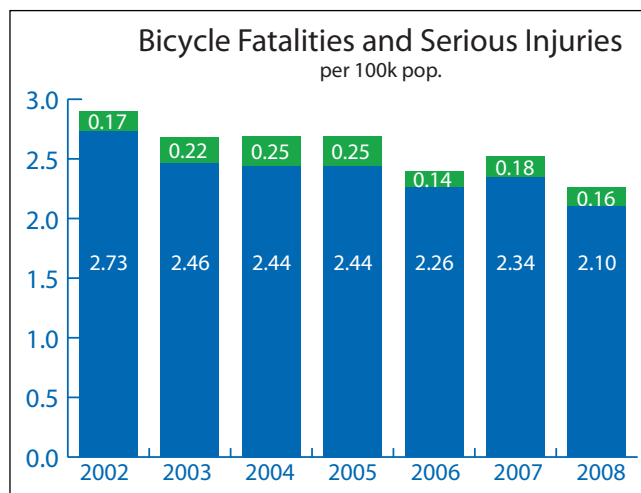
BICYCLE & MOTOR VEHICLE CRASHES/100K POP.

2002-06 Baseline	20.94/100K pop.
2008 Goal	18.84/100K pop.
2008 Status	18.61/100K pop.



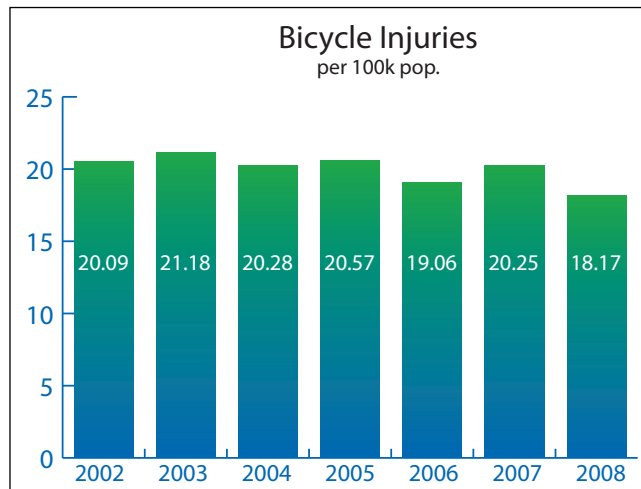
FATAL & INCAPACITATING INJURIES/100K POP.

2002-06 Baseline	2.67/100K pop.
2008 Goal	2.40/100K pop.
2008 Status	2.26/100K pop.



INJURIES IN BICYCLE & MOTOR VEHICLE CRASHES/100K POP.

2002-06 Baseline	20.64/100K pop.
2008 Goal	18.57/100K pop.
2008 Status	18.17/100K pop.



PEDESTRIAN & BICYCLE SAFETY PROGRAM

PROGRAM MANAGEMENT

Activities:

Coordinate, plan, and manage the state Pedestrian & Bicycle Safety Programs.

FUNDS	BUDGET ACCOUNT	PLANNED/OBLIGATED	EXPENDED
402	09-09-01-PS	\$5,000/\$0	\$0.00
562	State	\$102,500/\$93,084	\$93,083.98

Accomplishments:

Planned and managed the State Pedestrian/Bicycle Safety Program. Worked with a number of agencies and programs to increase the number of people trained and educated on pedestrian and bicycle safety and rules of the road, including, Teaching Safe Bicycling, Pedestrian Safety Action Plan Training (both community training and planners/engineer training), Advanced Pedestrian Crash Reconstruction Training, Bicycle Rodeos, and Walking Workshops. Served as Chair of Wisconsin Safety Patrol Inc. and worked with a number of different agencies and non-profit programs to educate and improve safety. Worked with the Safe Routes to School program providing safety information and met with other programs interested in pedestrian and bicycle safety. Oversaw all Pedestrian and Bicycle grants, including law enforcement grants, training programs, bicycle rodeo, and walking workshop funding.

LAW ENFORCEMENT

Activities:

Collaborate with law enforcement agencies to increase quality pedestrian and bicycle safety enforcement and education.

FUNDS	BUDGET ACCOUNT	PLANNED/OBLIGATED	EXPENDED
402	09-09-05-PS	\$70,000/\$69,000	\$66,587.81

Accomplishments:

Worked with and monitored thirteen bicycle enforcement and thirteen pedestrian enforcement grants for communities with a high number of bicycle or pedestrian injuries and fatalities over the past three years (2005-2007). The projects were set-up with the goals and objectives of reducing/eliminating crashes, injuries, and fatalities. The grants ran from \$2,000 to \$6,000 per grant. A few law enforcement agencies turned down grant funding due to lack of staff available to work overtime.

Activities:

Market Wisconsin Pedestrian & Bicycle Law Enforcement Training Course and print manuals and other information needed for training.

FUNDS	BUDGET ACCOUNT	PLANNED/OBLIGATED	EXPENDED
402	09-09-03-PS	\$10,000/\$0	\$0.00

Accomplishments:

Printed Pedestrian and Law Enforcement Manuals and provided materials for the training course in Sheboygan County through PI&E. Currently have a draft flyer for the marketing of the training course.

Activities:

Train law enforcement personnel so they can instruct the Wisconsin Pedestrian & Bicycle Law Enforcement Training Course.

FUNDS	BUDGET ACCOUNT	PLANNED/OBLIGATED	EXPENDED
402	09-09-03-PS	\$10,000/\$21,299	\$21,279.00

PEDESTRIAN & BICYCLE SAFETY PROGRAM

Accomplishments:

BOTS worked with three law enforcement agencies to set-up a Pedestrian-Bicycle Law Enforcement training course. Due to tight budgets and lack of officer time, we could not get commitment from the administration in the three communities to hold the class. Used grant money to provide Advanced Pedestrian Crash Reconstruction Training.

OUTREACH PROGRAM

Activities:

Assist local communities in the organization and implementation of Walking Workshops.

FUNDS	BUDGET ACCOUNT	PLANNED/OBLIGATED	EXPENDED
402	09-09-04-PS	\$10,000/\$3,000	\$3,000.00

Accomplishments:

Provided one Walking Workshop Grant to a northwest Wisconsin community to improve pedestrian and bicycle safety in their neighborhood.

Activities:

Provide two pedestrian safety training workshops, working with engineers, law enforcement, health, planners, and advocacy programs defining and improving pedestrian safety issues. Pedestrian Safety targeted neighborhood model projects based on Walking Workshops, facilities mapping, Street Share Program and NHTSA pilot projects.

FUNDS	BUDGET ACCOUNT	PLANNED/OBLIGATED	EXPENDED
402	09-09-04-PS	\$30,000/\$15,000	\$12,660.46

Accomplishments:

We held two Pedestrian Safety Action Plan training courses. Provided two pedestrian safety training workshops through the Highway Safety Research Center, including a sessions aimed at planners/engineers and a second course designed for community members and employees. Training objectives included: Learning how pedestrians belong in all geometric design, operations, and safety operations, site design in making a safer pedestrian environment, discussing the interaction of people and motor vehicles, and discussing roundabouts and other traffic calming measures.

Activities:

Encourage and work with local communities and organizations to hold bicycle training courses and rodeos.

FUNDS	BUDGET ACCOUNT	PLANNED/OBLIGATED	EXPENDED
402	09-09-04-PS	\$10,000/\$2,200	\$2,067.60

Accomplishments:

BOTS provided funding for two Bicycle Safety Rodeos: one in the Village of North Prairie and one in Glenwood City. The rodeos taught approximately 170 participants and their parents how to inspect their bicycle, the rules of the road, and hands on bicycle safety.

PUBLIC EDUCATION AND TRAINING

Activities:

Work with partners to keep information up-to-date and develop new materials that educate all of the audiences involved in pedestrian/bicycle safety. Continue to work with the variety of Drivers Education Programs available to ensure beginning drivers receive the correct pedestrian/bicycle training. Continue to work with DMV, AAA, AARP, law enforcement, and other programs that educate veteran motorists on pedestrian and bicycle laws.

PEDESTRIAN & BICYCLE SAFETY PROGRAM

FUNDS	BUDGET ACCOUNT	PLANNED/OBLIGATED	EXPENDED
402	09-09-02-PS	\$100,000/\$50,000	\$ 36,629.28
562	State	Above in Program Management	\$0.00

Accomplishments:

BOTS updated and copied brochures on educational/safety information. Regional Program Managers talked with a number of Driver Education Instructors and provided pedestrian and bike DVDs that will be used during driver education classes. Provided DVDs and educational materials to each participant to use in their course. Provided two 2-day Pedestrian Safety Action Plan Training courses, one in Madison and one in Green Bay, to assist community planners and engineers in creating a pedestrian safety plan. Training included a wide variety of organizations and programs throughout the community to help lay out the safety action plan as they move forward. We did not have any schools express an interest in the Basics of Cycling training this year.

Activities:

Schedule Teaching Safe Bicycling workshops for teachers, after school program facilitators, youth organizations, non-profits, law enforcement, and others that have the opportunity to instruct bicycling training courses.

FUNDS	BUDGET ACCOUNT	PLANNED/OBLIGATED	EXPENDED
402	09-09-03-PS	\$15,000/\$15,000	\$7,497.07

Accomplishments:

We succeeded in holding five Teaching Safe Bicycling courses in different communities around the state. The additional training was held in Rhinelander at the middle school that included 17 physical education teachers. Approximately 150 people attended the courses, including EMT/EMS, Park Rangers, Safe Kids, Physical Education teachers, youth organizations, after school programs, law enforcement personnel, public health nurse, and future bicycle rodeo instructors on teaching bicycle safety.

Activities:

Work with school districts and law enforcement offices to include the Basics of Bicycling training and additional pedestrian training sessions in their Physical Education classes.

FUNDS	BUDGET ACCOUNT	PLANNED/OBLIGATED	EXPENDED
402	09-09-03-PS	\$10,000/\$0	\$0.00

Accomplishments:

We were not able to accomplish this task during this federal fiscal year.

PUBLIC EDUCATION AND TRAINING

Activities:

- Evaluate the number of crashes, fatalities, and injuries and compare to prior data.

FUNDS	BUDGET ACCOUNT	PLANNED/OBLIGATED	EXPENDED
402	09-09-06-PS	\$25,000/\$0	\$0.00

- Track the use of the safety materials provided, eliminate materials that are not being used.


PEDESTRIAN & BICYCLE SAFETY PROGRAM

NOTABLE ACTIVITIES

BOTS has a representative on the Governors Bicycle Coordinating Council, the Wisconsin Safety Patrol Inc., Wisconsin Safety Patrol Congress, the Traffic Records Coordinating Committee, and the Wisconsin Partnership for Activity and Nutrition. Each of the programs plays a role or provides information/data that is related to increasing/improving pedestrian and bicycle safety issues. We have worked with the City of Green Bay and the state of Wisconsin, providing two Pedestrian Safety Action Plan training courses. BOTS continues to work and build relationships with a number of partners including: Safe Routes to School, AAA, AARP, Bicycle Federation of Wisconsin, Wisconsin Walks, UW-Madison, School Safety Patrol programs, non-profit organizations, local law enforcement agencies, and the general public. BOTS continues to provide assistance on pedestrian/bicycle training and educational information wherever needed.

PEDESTRIAN & BICYCLE SAFETY PROGRAM – BUDGET SUMMARY					
ACCOUNT	FUND	PROGRAM ACTIVITY	PLANNED	OBLIGATED	EXPENDED
09-09-01-PS	402	Program Management	\$5,000	\$0	\$0.00
09-09-02-PS	402	Public Information	\$100,000	\$50,000	\$36,629.28
09-09-03-PS	402	Training – TSB, BOB, Engineer/Planner	\$45,000	\$36,299	\$28,776.07
09-09-04-PS	402	Walking Workshops/Bicycle Rodeos	\$50,000	\$20,200	\$17,728.06
09-09-05-PS	402	Enforcement and LE Training	\$70,000	\$69,000	\$66,587.81
09-09-06-PS	402	Evaluation	\$25,000	\$0	\$0.00
		Total 402	\$295,000	\$175,499	\$149,721.22
		Total State	\$102,500	\$93,084	\$93,083.98
Program Total			\$397,500	\$268,583	\$242,805.20





COMMUNITY TRAFFIC SAFETY PROGRAM

COMMUNITY TRAFFIC SAFETY PROGRAM

PERFORMANCE GOALS AND MEASURES

PROGRAM MANAGEMENT

Activities:

BOTS Field Program Outreach (4.0 FTE): coordinate, plan, and manage the state Community Traffic Safety Program. Wage and fringe, vehicles and mileage, data processing costs, materials & supplies, training and travel, printing and postage. Continue to provide leadership, training, information, and technical assistance to agencies, organizations, and non-profit programs involved in community traffic safety. Work closely with all law enforcement agencies involved in the community safety grant program. Act as a liaison between local communities, law enforcement agencies, engineers, planners, and various divisions of the DOT. Collaborate with these groups, sharing information on various grant opportunities. Develop safety initiatives to reduce fatalities and injuries among high-risk groups as indicated by crash and injury data trends.

ATTENDANCE AT COUNTY/CITY TRAFFIC SAFETY COMMISSION MEETINGS
90% of meetings scheduled in 72 Counties and City of Milwaukee.
GRANT MONITORING BY BOTS STAFF
100% of law enforcement and other contracts entered into with local units of government.
OVERALL GOAL
Increase local participation in state-administered and locally developed highway safety activities.

FUNDS	BUDGET ACCOUNT	PLANNED/OBLIGATED	EXPENDED
402	09-10-01-CP	\$340,000/\$375,000	\$300,429.43

Accomplishments:

Regional Program Managers attended more than 90% of county Traffic Safety Commission meetings and participated in a wide variety of local community-based traffic safety initiatives. Monitored funded law enforcement activities and equipment contracts with local units of government. Coordinated special emphasis traffic law enforcement details in the US 41 corridor from Washington County to Marinette County).

OUTREACH PROGRAM

Activities:

Targeted single- or multiple-issue local programs in targeted communities.

FUNDS	BUDGET ACCOUNT	PLANNED/OBLIGATED	EXPENDED
402	09-10-03-CP	\$300,000/\$110,000	\$18,995.37



COMMUNITY TRAFFIC SAFETY PROGRAM

PUBLIC INFORMATION & EDUCATION

Activities:

Community PI & E (development, reproduction, mailing).

FUNDS	BUDGET ACCOUNT	PLANNED/OBLIGATED	EXPENDED
402	09-10-02-CP	\$160,000/\$150,000	\$89,451.65
402	09-10-02-CP	\$110,000/\$54,753	\$53,440.75

Accomplishments:

Duplicated videos and CD's for radio and TV ads, reprinted safety materials for the public, editing and printing of Traffic Safety Reporter newsletter and Governor's Conference materials and newspaper clipping services. Contract with CESA #2 for production of Traffic Safety Reporter, Web design and mailing costs.

CONFERENCES AND MEETINGS

Activities:

Governor's Conference on Highway Safety.

FUNDS	BUDGET ACCOUNT	PLANNED/OBLIGATED	EXPENDED
402	09-10-04-CP	\$52,000/\$45,000	\$11,072.36

Volunteer Outreach Wisconsin Association of Women Highway Safety Leaders (WAWHSL).

FUNDS	BUDGET ACCOUNT	PLANNED/OBLIGATED	EXPENDED
402	09-10-04-CP	\$17,000/\$17,000	\$10,890.69

Annual Meeting of Wisconsin Highway Safety Coordinators Association (WHSCA).

FUNDS	BUDGET ACCOUNT	PLANNED/OBLIGATED	EXPENDED
402	09-10-04-CP	\$6,000/\$6,900	\$5,293.83

Forums and other meetings that address cross-disciplinary traffic safety issues.

FUNDS	BUDGET ACCOUNT	PLANNED/OBLIGATED	EXPENDED
402	09-10-04-CP	\$105,000/\$6,530	\$4,028.69

Accomplishments:

Coordinated the annual Governor's Conference on Highway Safety, attended by over 300 participants. A BOTS representative attended every meeting of WAWHSL Executive Board, as well as WAWHSL annual training conference. Coordinated efforts of WAWHSL volunteers working the DOT traffic safety exhibit at Wisconsin Farm Technology Days exhibition near Waterloo, attended by nearly 80,000 people. Staff attended every meeting of the executive board of Wisconsin Association of Highway Safety Coordinators (WHSCA), as well as the joint WHSCA-WTSOA annual meeting. Please write any comments to summarize activity from FFY 2009.

COMMUNITY TRAFFIC SAFETY PROGRAM

COMMUNITY TRAFFIC SAFETY PROGRAM – BUDGET SUMMARY					
ACCOUNT	FUND	PROGRAM ACTIVITY	PLANNED	OBLIGATED	EXPENDED
09-10-01-CP	402	Program Management - Community Outreach/Monitoring	\$340,000	\$375,000	\$300,429.43
09-10-02-CP	402	Public Information	\$270,000	\$204,753	\$142,892.40
09-10-03-CP	402	Outreach - Community Safety Programs	\$300,000	\$110,000	\$18,995.37
09-10-04-CP	402	Conferences and Meetings	\$180,000	\$75,430	\$31,285.57
Program Total			\$1,090,000	\$765,183	\$493,602.77



FISCAL SUMMARY

FFY 2009 FISCAL DETAIL

AS OF DECEMBER 28, 2009

FUND	PROGRAM	DESCRIPTION	FED PLANNED	FED OBLIGATED	FED EXPENDED	% TOTAL	% SPENT	MATCH	% MATCH	TOT PROGRAM	LOCAL BEN*	% LOC BEN
	01-PA	Planning & Admin	335,000	179,400	193,495	2.8%	107.9%	194,000	100.3%	387,495	97,000	50.1%
	02-OP	Occupant Protection	1,145,000	458,290	398,395	7.1%	86.9%	102,060	25.6%	500,455	56,930	14.3%
402	03-AL	Alcohol/Other Drugs	1,455,000	665,890	408,710	10.4%	61.4%	90,175	22.1%	498,885	226,980	55.5%
	04-PT	Police Traffic Services	1,770,000	1,336,544	1,119,557	20.8%	83.8%	486,100	43.4%	1,605,657	882,390	78.8%
	05-TR	Traffic Records	1,220,000	534,444	328,595	8.3%	61.5%	0	0.0%	328,595	0	0.0%
	06-EM	Injury Control - EMS	210,000	64,990	64,983	1.0%	100.0%	0	0.0%	64,983	0	0.0%
	07-MC	Motorcycle Safety	595,000	735,000	216,427	11.5%	29.4%	45,561	21.1%	261,988	111,941	51.7%
	09-PS	Pedestrian/Bicycle	295,000	175,499	149,721	2.7%	85.3%	148,822	99.4%	298,543	110,686	73.9%
	10-CP	Corridor/Community	1,090,000	765,183	493,603	11.9%	64.5%	0	0.0%	493,603	0	0.0%
	02-PM	OP Paid Media	750,000	900,000	875,100	14.0%	97.2%	82,146	9.4%	957,245	434,875	49.7%
	03-PM	AL Paid Media	250,000	250,000	0	3.9%	0.0%	0	0.0%	0	0	0.0%
	04-PM	PT Paid Media	250,000	350,000	350,000	5.5%	100.0%	32,854	9.4%	382,854	177,625	50.8%
Total	402	State/Community	9,365,000	6,415,240	4,598,587	100.0%	71.7%	1,181,718	25.7%	5,780,304	2,098,427	45.6%
405	K2	OP SAFETEA-LU (405)	1,000,000	652,000	615,893	100.0%	94.5%	255,420	41.5%	652,000		
408	K9	Data Improvements (408)	0	703,219	583,278	100.0%	82.9%	145,820	25.0%	703,219		
410	41-K8	Alcohol Youth	500,000	310,464	273,404	7.7%	88.1%		0.0%	273,404		
	41-K8	Alcohol SAFETEA-LU	2,183,000	3,460,296	2,672,207	85.6%	77.2%	2,090,000	78.2%	4,762,207		
	41-K8PM	Alcohol Pd Media SAFETEA-LU	250,000	272,000	271,871	6.7%	100.0%	271,871	0.0%	271,871		
Total	410	Only Impaired Driving	2,433,000	3,732,296	2,944,077	92.3%	78.9%		0.0%	2,944,077		
	410	Impaired & Youth (410)	2,933,000	4,042,760	3,217,482	100.0%	79.6%	2,090,000	65.0%	5,307,482		
2010	K6	Motorcycle Safety Ed 2010	110,000	154,913	0	100.0%	0.0%		0.0%			
2011	K3	Child Passenger Safety	400,000	314,994	233,519	100.0%	74.1%	77,835	33.3%	311,354		
1906	K10	Prohibit Racial Profiling	0	88,647	71,645	100.0%	80.8%	17,920	25.0%	89,565		
406	K4	Safety Belts Incentive	1,000,000	0	0	0.0%	0.0%	0	0.0%	0		
TOTAL	USDOT	Non GTS PROGRAMS	14,808,000	12,371,773	9,320,404	75.3%	75.3%	3,768,713	40.4%	12,843,925		
USDJ	OJDP	Youth Alcohol Programs	415,000	513,233	464,314	100.0%	90.5%	0	0.0%	464,314		
State	MREP	Motorcycle Rider Program	544,000	544,000	300,792	100.0%	55.3%	0	0.0%	300,792		
State	562	Pedestrian/Bicycle Safety	102,500	93,084	93,084	100.0%	100.0%	0	0.0%	93,084		
State	562	PA	600,000	560,619	560,619	100.0%	100.0%	0	0.0%	560,619		
State	562	Program Support-MC	110,000	110,000	142,749	100.0%	129.8%	0	0.0%	142,749		
State	562	Program Support PS	102,500	93,084	93,084	100.0%	100.0%	0	0.0%	93,084		
State	568	Alcohol Pre-Trial Supervision	779,400	959,911	727,417	100.0%	75.8%	0	0.0%	727,417		
State	531	Safe Ride Home	170,097	170,097	164,719	100.0%	96.8%	0	0.0%	164,719		
TOTAL		OTHER FUNDS	2,823,497	3,044,028	2,546,777	83.7%	83.7%	0	0.0%	2,546,777		
GRAND TOTAL		ALL FUNDS	17,631,497	15,415,801	11,867,180		77.0%	3,768,712.54		15,390,701.32		

* Local Benefit reflects federal requirements.

2009 Federal Fund Summary					
Fund	402	405	408	410-K8	406
Planned	9,365,000	1,000,000	0	2,933,000	0
Obligated	6,415,240	652,000	703,219	4,042,760	0
Expended	4,598,587	615,893	583,278	3,217,482	0
			2010	2011	1906
			110,000	400,000	0
			154,913	314,994	88,647
			0	233,519	71,645