

AMERICAN SAMOA HIGHWAY SAFETY ANNUAL REPORT FEDERAL FISCAL YEAR 2013



Safe Community



“Reaching Out”

PREPARED FOR:
U.S. DEPARTMENT OF TRANSPORTATION
NATIONAL HIGHWAY TRAFFIC SAFETY ADMINISTRATION

American Samoa Highway Safety Annual Report Federal Fiscal Year 2013

Prepared for:

**U.S. Department of Transportation
National Highway Traffic Safety Administration**

Developed and presented by:

**The American Samoa Government
Department of Public Safety
Office of Highway Safety
Pago Pago, AS 96799**



December 31, 2013



HON. LOLO M. MOLIGA,
Governor

HON. LEMANU P. MAUGA
Lt. Governor

DEPARTMENT OF PUBLIC SAFETY
AMERICAN SAMOA GOVERNMENT
P.O Box 1086, Pago Pago, American Samoa 96799
Telephone: (684) 633-1111 * Fax No.: (684) 633-7296

Office Of The Commissioner



WILLIAM E. HALECK
Commissioner

LESEIAU V.T. LAUMOLI
Deputy Commissioner

Serial No. 225-2013

December 31, 2013

Dr. David Manning Ph.D.
Regional Administrator
National Highway Traffic Safety
Administration Region IX
201 Mission Street, Suite 1600
San Francisco, CA 94105

Dear Dr. Manning;


I am pleased to present the American Samoa's Annual Report for the federal fiscal year 2013 Highway Safety Program activities.

This report provides an overview of the American Samoa use of the NHTSA FY2013 funds and the approved carry forward funds from previous years. Our program goals and accomplishments are presented as defined in our FY 2013 Highway Safety Plan. We achieved and made significant progress in reaching out to the community this year. In addition, we continue to strive for improvements in our Child Passenger Safety program and continue enforcement on DUI and Alcohol Purchase and selling to minors which has significantly increased the level of awareness throughout the territory.

On behalf of the Department of Public Safety personnel and our Office of Highway Safety staff. I would like to thank you for continuing to support our highway safety programs.

We will continue our efforts in making our roadway safe.

Sincerely,


WILLIAM E. HALECK

Commissioner of Public Safety
Governor's Representative for Highway Safety

ATTACHMENT

Department of Public Safety Office of Highway Safety

William E. Haleck
Commissioner, Department of Public Safety

Office of Highway Safety Staff

Fred Scanlan Jr., Program Coordinator

Olive Leulu, Fiscal Manager / Paid Media, Program Manager

Tutasi Ripley, Traffic Record / Distracted Driving, Program Manager

David G. Bird, Occupant Protection, Program Manager

Vacant, Alcohol/Youth Alcohol, Program Manager

Emelio Fruean, Pedestrian Safety, Program Manager

Consultant, Traffic Records Coordinator/ Crash Data Management

Table of Contents

Table of Contents.....	i
List of Figures	ii
List of Tables.....	ii
Contact Information.....	iii
Executive Summary	1
1.0 Highway Safety in American Samoa	1
1.1 Introduction.....	1
1.2 Crash Summary.....	1
1.3 Program Focus Areas/Challenges.....	3
1.4 Accomplishments.....	4
2.0 Trends in American Samoa Highway Safety Data, 2005 - 2013.....	6
2.1 Performance Measures	6
2.2 Program Area Performance Measures	9
3.0 Programs and Projects.....	12
3.1 Program Management.....	12
3.2 Alcohol Enforcement	13
3.4 Occupant Protection	13

List of Figures

Figure 1. Number of Crashes Decreased. Baseline (2005).....	6
Figure 2. Number of Fatalities.....	7
Figure 3. Number of Injuries Decreased	7
Figure 4. Number of Pedestrian Fatalities.....	8
Figure 5. Number of Persons Injured	8
Figure 6. Alcohol Related Crashes.....	9
Figure 7. Number of Impaired Driving Arrests continue to decrease	9
Figure 8. Number of Speeding Related Crashes.....	10
Figure 9. Observed Seatbelt Usage Increased by 2%.....	10
Figure 10. Number of Seatbelt Citations Issued	11
Figure 11. 2013 Not Observed	11

List of Tables

Table 1. Traffic Safety Trends in American Samoa (2005-2013)	1
Table 2. FFY 2013 Highway Safety Program Area Goals.....	3

Contact Information

Name Fred Scanlan Jr.
Title Highway Safety Coordinator
Address Department of Public Safety
P. O. Box 1086
City, State Pago, Pago, American Samoa
Zip 96799

Executive Summary

▪ Federal Fiscal Year (FFY) 2013 Accomplishments

- OHS improved on its outreach program from 800 to 6000 plus, an increase of 750%.
- OHS funded DPS Enforcements activities by months are as follow:
 - Alcohol Enforcement - January
 - Speed / Alcohol Enforcement- February & April
 - CIOT - Seatbelt Enforcement - May
 - Speed / Alcohol Enforcement - June & July
 - Speed / Alcohol Enforcement - August & September
 - Occupant Protection (OP) November
 - Alcohol Enforcement December
- OHS continues to increased and maintain the number of outreach program by more than 10%, involving village police and religious organization to promote underage prevention; DUI, Speeding and Seat belt use.
- Highway safety continues to improve on its effective approach with message to the public by providing PASs to the media.
- Online System for Crash Analysis and Reporting (OSCAR) continues to be an effective tool in collecting and accessing data for OHS
- 1 OHS staff attended CPS Tech course

FFY 2013 Challenges

- Campaign Enforcement reduced
- Losing two Program Managers

- Enforcement manpower and vehicles
- DUI challenges in court (procedures)

1.0 Highway Safety in American Samoa

1.1 Introduction

The American Samoa Highway Safety Program is administered by the Department of Public Safety, Office of Highway Safety. The Commissioner of Public Safety, William E. Haleck is the Governor's Representative, and Mr. Fred Scanlan is the Territory Highway Safety Coordinator.

Mission

The mission of the American Samoa Office of Highway Safety is to reduce the traffic crashes, traffic fatalities, injuries, and property damage on the American Samoa roadways, and to create a safer environment for motorists, passengers, and pedestrians.

Our enforcement programs continued to be successful with reductions in total number of crashes; persons injured and decrease in impaired driving arrests. Purchase Alcohol enforcement has made a difference this year as a strategy that reduces DUI arrest and increased the number of stores with license pulled to include a higher number of underage drinkers.

Goals

Goals for this Federal Fiscal Year 2013 Annual Report are set and committed to in the 2013 Highway Safety Plan.

1.2 Crash Summary

In American Samoa, the total number of crashes decreased by **199** between 2005 and 2013. Table 1 provides detail in key areas of the American Samoa highway safety trends from 2005 to 2013.

Table 1. Traffic Safety Trends in American Samoa (2005-2013)

Crash Data / Trends	Progress Report Data 2007 to 2013
---------------------	-----------------------------------

American Samoa Highway Safety Annual Report FFY 2013

	2007	2008	2009 ¹	2010	2011	2012	2013
C-1 – Fatalities	1	2	3	6	1	1	2
C-2 – Serious Traffic Injuries	73	87	61	23	18	4	15
C-3 – Fatalities/VMT Total	N/A	N/A	N/A	N/A	N/A	N/A	N/A
C-3- Fatalities/VMT – Rural	N/A	N/A	N/A	N/A	N/A	N/A	N/A
C-3-Fatalities/VMT -Urban	N/A	N/A	N/A	N/A	N/A	N/A	N/A
C-4-Unrestrained Passenger Vehicle Occupant Fatalities in all seating positions	NA	2	3	5	0	0	1
C-5-Alcohol Related Fatalities	NA	0	0	3	0	0	1
C-6-Speed Related Fatalities	NA	0	1	3	0	1	1
C-7-Motorcycle Fatalities	0	0	0	0	0	0	0
C-8-Unhelmeted motorcyclist Fatalities	0	0	0	0	0	0	0
C-9-Drivers Age 20 or younger involved in fatal crashes	0	0	1	0	0	0	0
C-10-Pedestrian Fatalities	0	1	0	1	0	1	1
B-1 Observe seat belt use for passenger vehicles, front seat outboard occupants	NA	NA	NA	NA	NA	NA	NA
A-1 Seat Belt citations issued during grant funded enforcement activities	NA	1618	1988	1021	1723	1185	NA
A-2 Impaired driving arrests made during grant funded enforcement activities	NA	212	233	219	201	139	NA
A-3 Speeding citations issued during grant funded enforcement activities	NA	132	209	770	1590	1660	NA
Number of Persons Injured	106	140	106	85	78	70	68
Total Crash	705	705	684	660	688	437	590
Alcohol Related crashes	34	33	63	22	6	13	66
Speed Related Crashes (by Community / municipality)	6	23	1	6	6	2	4
Total DUI Arrest	183	162	280	216	182	146	106
Alcohol Related Injuries	NC	NC	57	87	78	58	53
% of ppl obsv using safety belt	50	56	58	73	77	75	77

¹ OSCAR data started NA=Not Available, N/A=Not Applicable, NC=Not Collected

1.3 Program Focus Areas/Challenges

The Highway Safety Office and the Department of Public Safety, Traffic Division continued to make significant progress in spite of new administration policies, local challenges and other resources.

The following program areas were focused on in the OHS' FFY 2013 Highway Safety Plan, page 1. These included:

1. **Occupant Protection** - Compliant rate for seat belt usage and child passenger safety restraints used in American Samoa is below national average.
2. **Alcohol** - Selling alcohol to minors by stores and selling after curfew hours continue to be a problem.
3. **Speed** - Speed citations increased as more sections of the highway have been resurfaced.
4. **Pedestrian Safety/Other Road Users** - The safety of school pedestrians.
5. **Traffic Records** - Continue on improving the timeliness, accuracy, completeness, uniformity, compatibility, and integration of traffic records for problem identification and performance measurement.
6. **Police Traffic Services** - Increase visible enforcement and equipment to deter violations of law.
7. **Planning and Administration** - The coordination, monitoring, and evaluation of highway safety projects.

Table 2 shows the goals of OHS for mitigating these problems in American Samoa.

Table 2. FFY 2013 Highway Safety Program Area Goals

Program	FFY 2013
Occupant Protection	<ul style="list-style-type: none"> • increase Islandwide observed seat belt use of front seat outboard occupants in passenger vehicles by 5% from the June 2012 75% to 81% by June 2013 • CPS Training • Support National Campaign
Alcohol	<ul style="list-style-type: none"> • Maintain zero DUI related traffic fatalities in FY2013. • Increase public awareness
Speed	<ul style="list-style-type: none"> • Increase DUI and Purchase Alcohol enforcement • Reduce the role of speeding in highway fatality • Increase speed enforcement
Pedestrian	<ul style="list-style-type: none"> • Increase involvement of partners in pedestrian

<p>Planning & Administration Traffic Record</p>	<p>safety</p> <ul style="list-style-type: none"> • Increase Public Awareness • Provide management, supervision and support for all the activities of the island traffic safety program • Continue enhancement of OSCAR • Continue develop of Traffic Safety Data Portal • Continue Design web-base viewing and analysis system for querying ITSIS
<p>Police Traffic Service</p>	<ul style="list-style-type: none"> • Increase Visible Enforcement • Increase the number of roadblocks • Compliance Check - Stores selling to minors • Increase saturation patrol

1.4 Accomplishments

American Samoa achieved some improvements in FFY 2013. A brief summary of these accomplishments is provided below and more detail is provided in Section 3 of this annual report.

Occupant Protection:

- Significant increase of outreach programs including the national campaign week “Click It or Ticket It” and CPS Week from 800 in 2012 to 6000 young people mostly community youth groups. Targeting ages 10 to 21 and 22 to 40.
- Four new CPS Techs successfully completed the CPS course. Three nominate and has started their instructor certification process.

Alcohol:

- Significant increase in outreach number as well. The outreach presentations focused all programs in one.
- A high number of underage, adults, and stores cited and arrested. This has forced store owners and cashiers to attend more training in checking of IDs and understanding the local statute. 23 stores and 17 underage.

Traffic Records:

- Continue improvement on Roadway Information Management System designs of infrastructure overlays.

Planning and Administration:

- OHS completed and submitted Highway Safety Plan to NHTSA.
- OHS applied for and was awarded Section 405(c) grant.

2.0 Trends in American Samoa Highway Safety Data, 2005 - 2013

The following figures provide “Select Performance Measures” that the Governors Highway Safety Association recommended.

Year 2013 is the most recent year that most data sets available, and the highways safety programs performance measures for that year are highlighted in the graphs below. Trends from 1999 to 2005 can be considered “baseline” and from 2005 to the present “progress”. When baseline data are inadequate or unavailable, only five-year trends are graphed.

2.1 Performance Measures

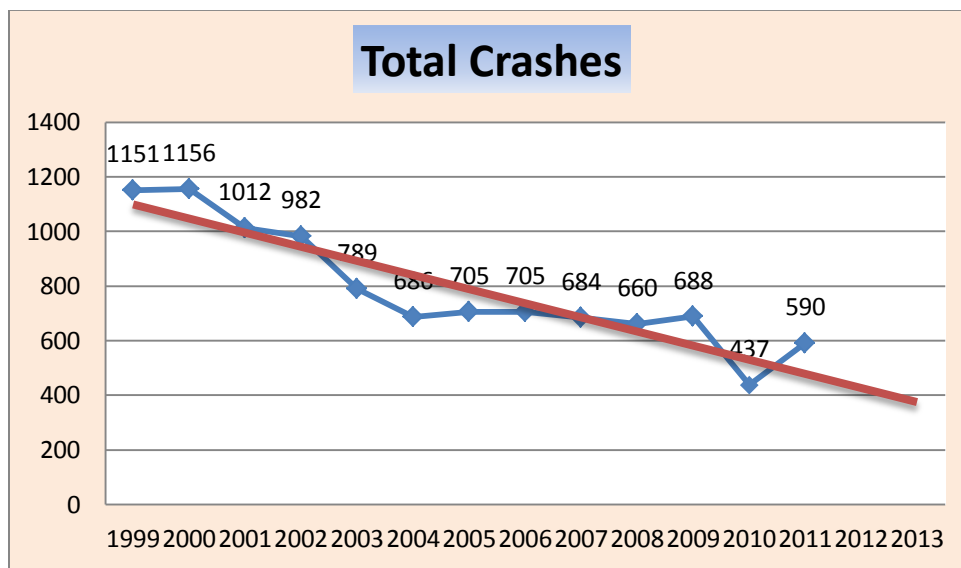


Figure 1. Number of Crashes Decreased. Baseline (2005)

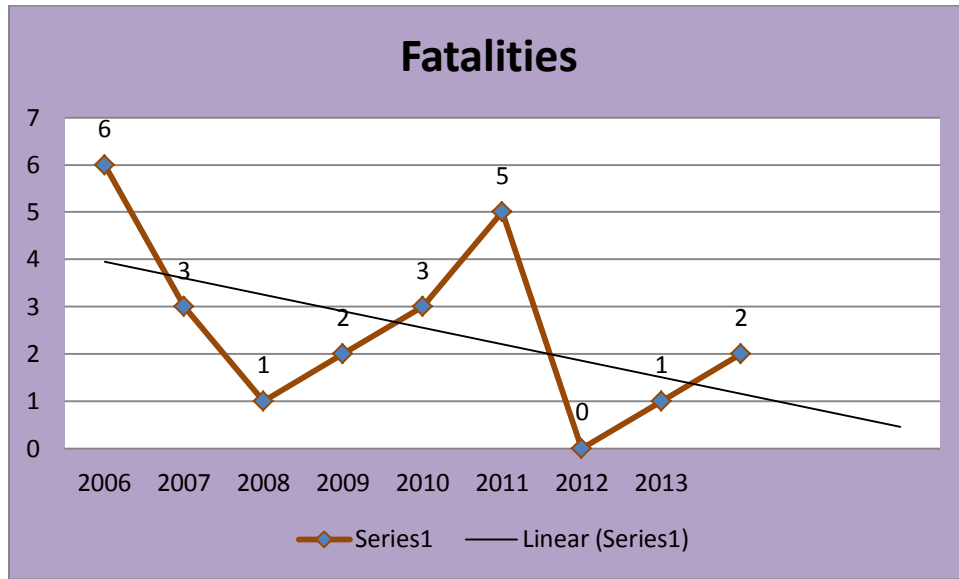


Figure 2. Number of Fatalities

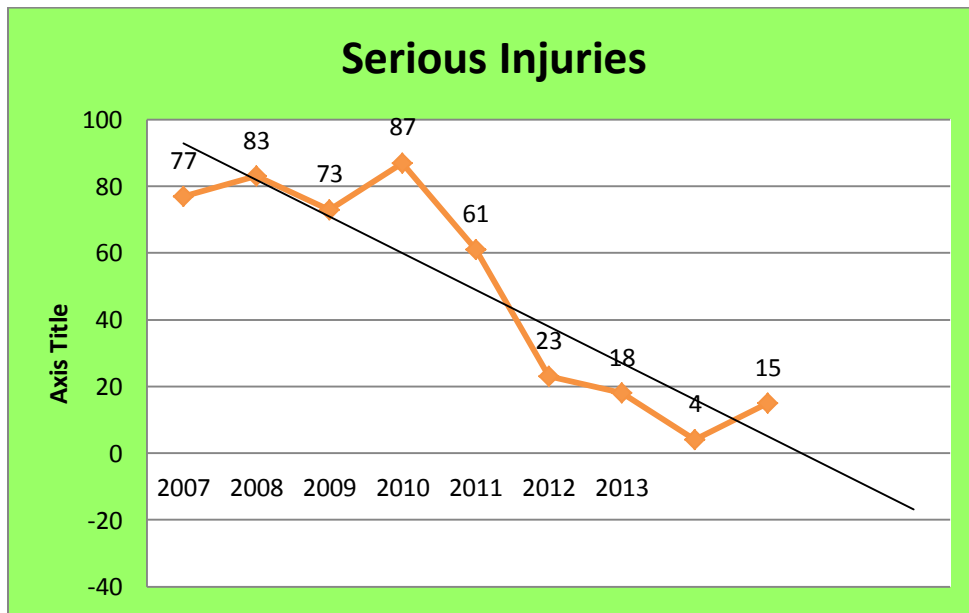


Figure 3. Number of Injuries Decreased

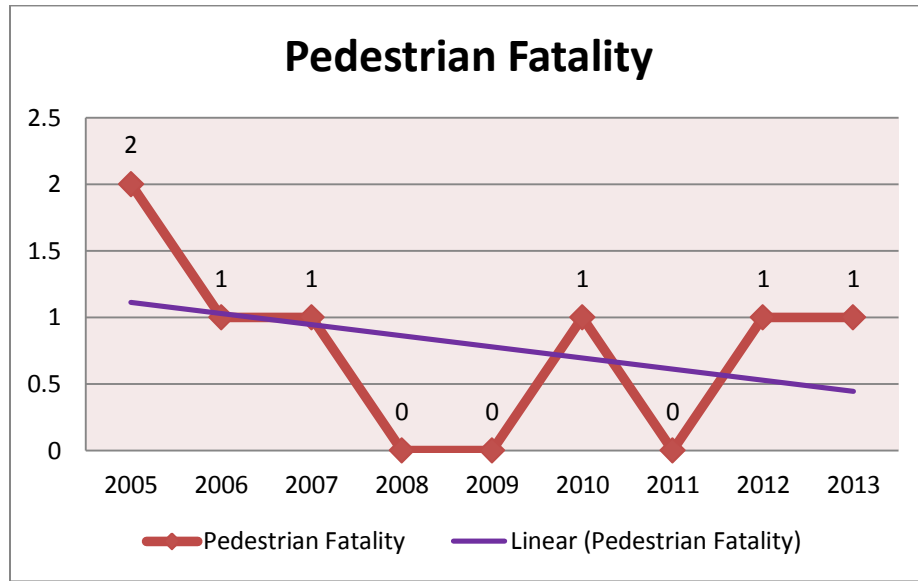


Figure 4. Number of Pedestrian Fatalities

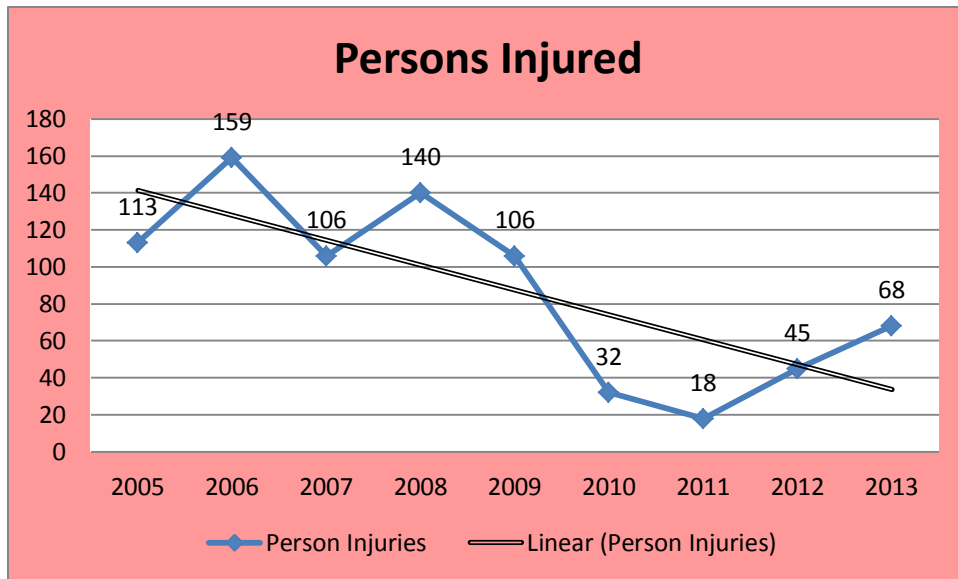


Figure 5. Number of Persons Injured

2.2 Program Area Performance Measures

Impaired Driving

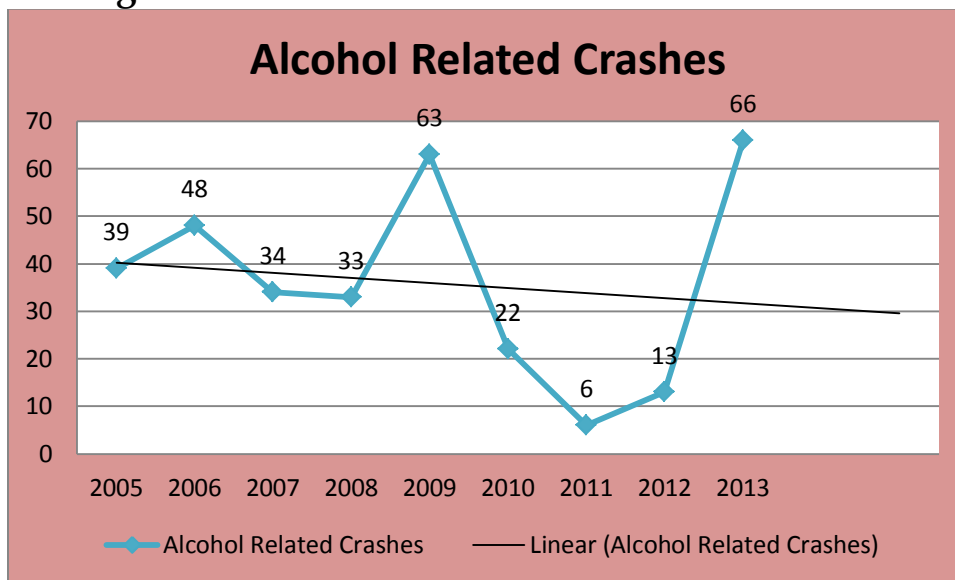


Figure 6. Alcohol Related Crashes

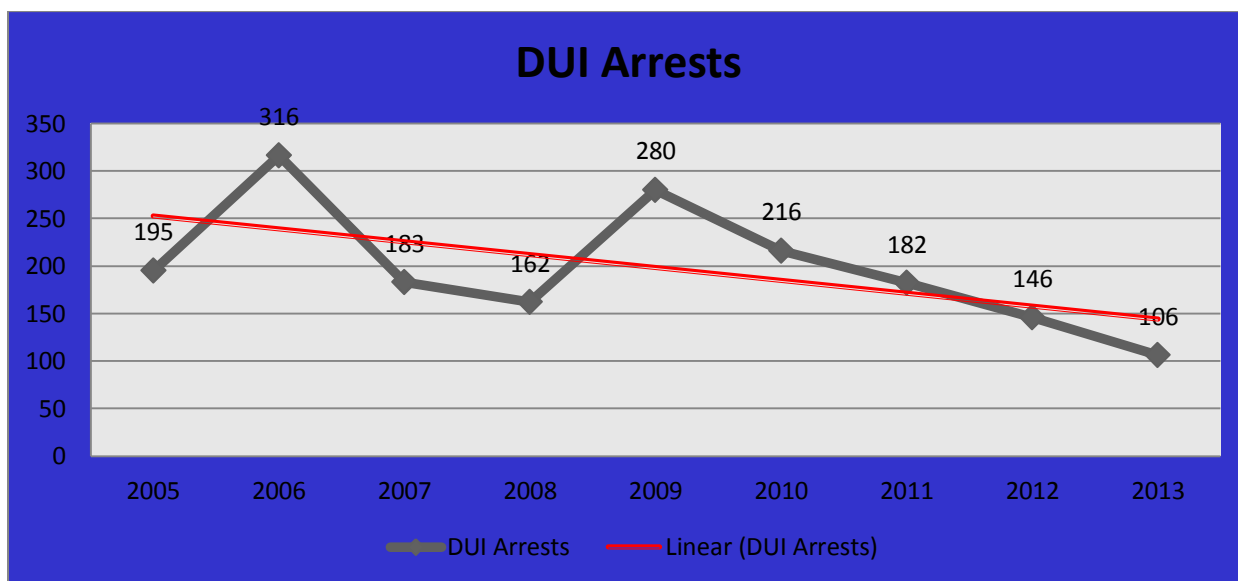


Figure 7. Number of Impaired Driving Arrests continue to decrease

Speed

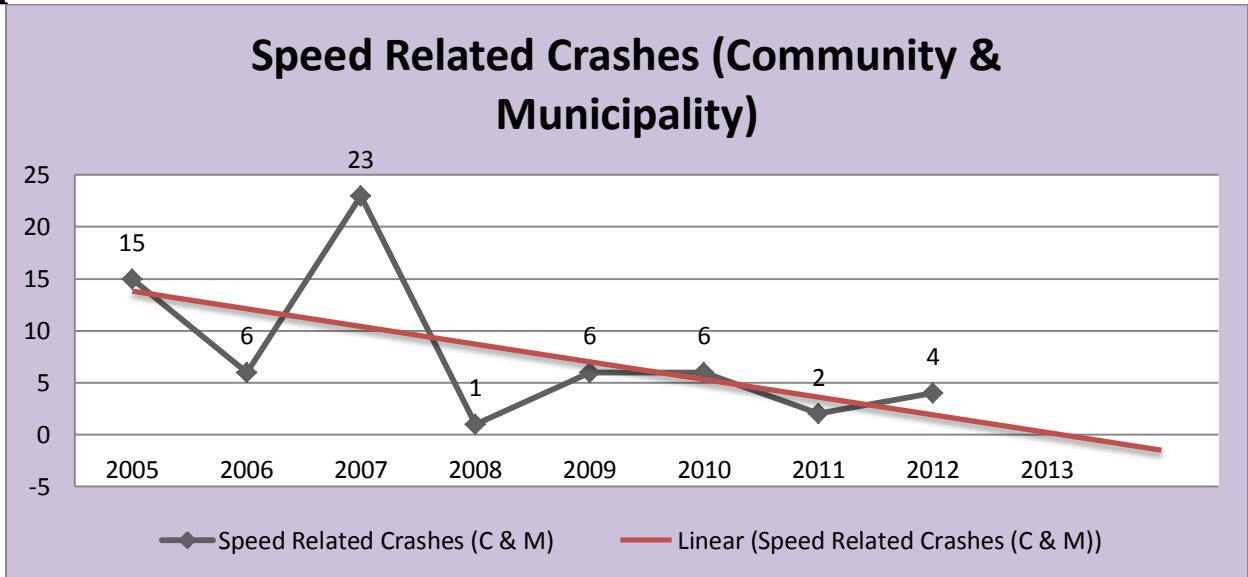


Figure 8. Number of Speeding Related Crashes

Occupant Protection

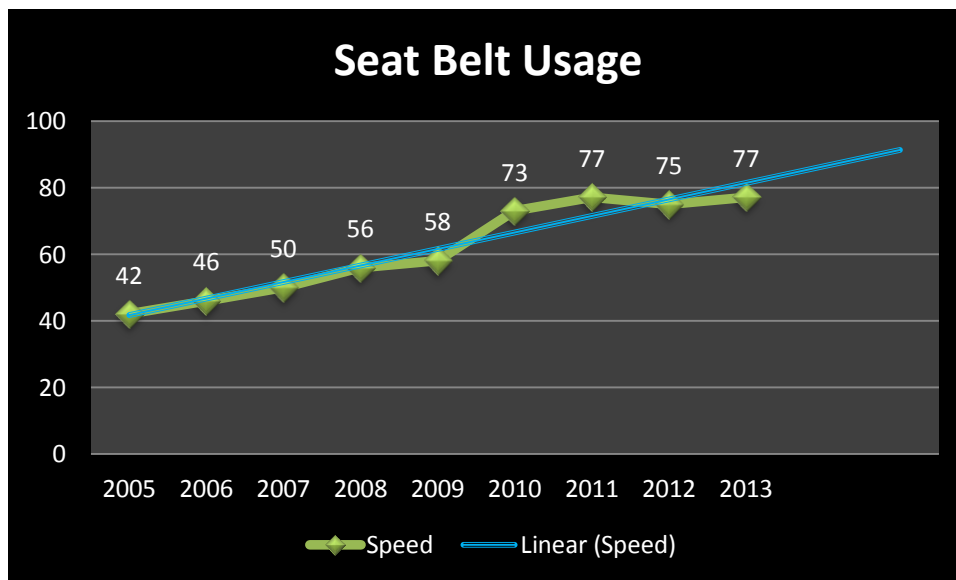


Figure 9. Observed Seatbelt Usage Increased by 2%

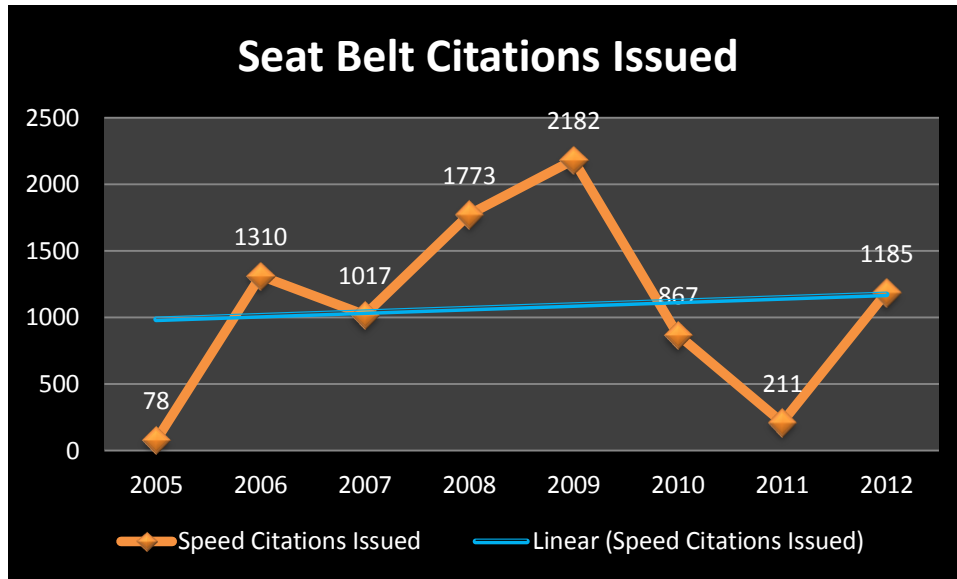


Figure 10. Number of Seatbelt Citations Issued
 614 of the 1,185 Citations were issued during Grant-Funded Enforcement Activities.
 2013 not available

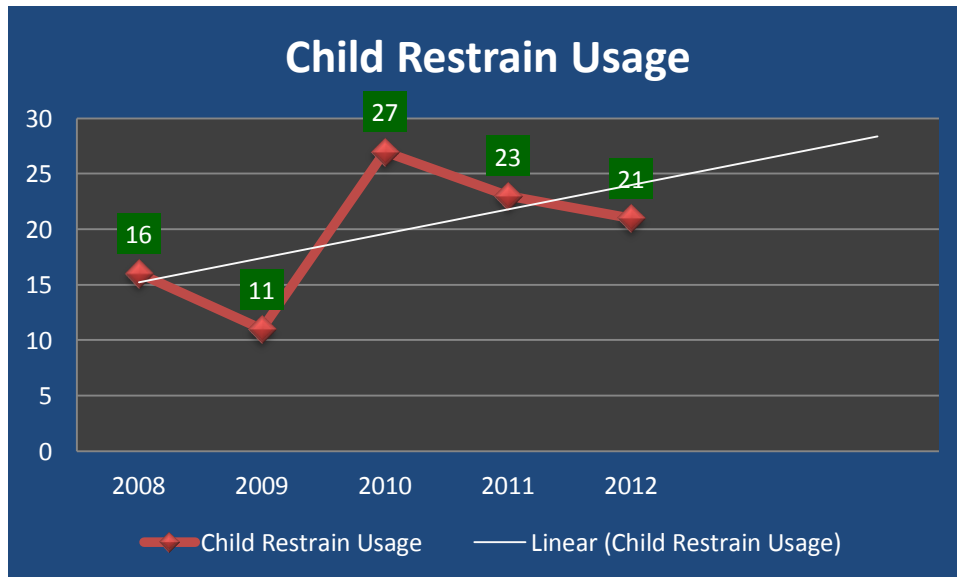


Figure 11. 2013 Not Observed

3.0 Programs and Projects

The accomplishment and budget are described in this section.

3.1 Program Management

Planning & Administration Program Summary

Account	Funds	Program Activity	Planned	Expended
PA-2013	402	Planning & Administration	\$66,963.74	\$40,363.32

Goal

- To administer a fiscally responsible, effective highway safety program that targets the State's most significant safety problems in an effort to save lives and reduce serious injuries.

Planned Activities:

The Highway Safety Coordinator is responsible for the day to day operation of the agency. He administers the highway safety program, coordinates safety planning activities and resources with partners, monitors and manages budget. The Highway Safety Coordinator is very active in the Traffic Records Coordinating Committee and supervises the highway safety office staff.



Accomplishments:

- Prepared all required documents and consulted with the region on the territory highway safety programs.
- Conducted meeting with OHS partners to develop and identify problem areas within the FFY 2013 Highway Safety Plan.
- Commercial Vehicle Safety becomes a close partner in traffic safety
- Completed and delivered the FFY 2014 Highway Safety Plan to NHTSA.

Program Performance Measures

- Deliver the FFY 2014 Highway Safety Plan by July 1, 2013.

3.2 Alcohol Enforcement

Outreach and Enforcement

Account	Funds	Program Activity	Planned	Expended
AL-2013	402	HVE DUI Enforcement	\$227,607.59	\$193,099.66

Goal

- Reduce the number of DUIs and alcohol purchase for minors

Planned Activities

- Conduct 3 DUI enforcements and participate in the National Drive Sober or Get Pulled Over campaign.
- Outreaches
- Conduct 2 Purchase Enforcement

Accomplishments

- 29 Outreaches and increase of 20 from 2012; over 6000 people reached
- Increased number of stores owners to attend ID recognition; result of Purchase enforcement.

Program Performance Measures

- Increase average frequency of enforcement activities
- Increased the total of impaired driving awareness publically
- Increased community awareness.

3.4 Occupant Protection

Account	Funds	Program Activity	Planned	Expended
---------	-------	------------------	---------	----------

OP-2013	402	Program Management	\$119,002.87	\$67,157.37
---------	-----	--------------------	--------------	-------------

Goal

- Increase seatbelt use rate.
- CPS Instructor and Tech certification

Planned Activities

- Continue planned enforcement of safety belt use to achieve 81% use rate.
- To provide Child Passenger Safety training for technicians and for parents.
- To provide educational/promotional materials to support training
- Procure car seats in support of Child Passenger Safety program and provide training.
- Conduct new survey design, assessment, and survey.

Accomplishments

- Increase Enforcement of seatbelt law during the national ‘Click It or Ticket’ enforcement mobilization and CPS Week.
- 3 recommended technicians for instructor certification
- Reached 6000 plus young people during 29 outreaches

Despite these achievements, much remains to be done. American Samoa’s seat belt use rate is still below national average. We will continue with enforcement and education with the hope to achieve 81% use rate by 2014 with the new survey design.

Program Performance Measures

- Increase in Seatbelt use among all vehicle occupants as measured by observations.
- Increase awareness of the “Click It or Ticket” (Fusi Pe Tusi) slogan.
- Increase community awareness