

**BUREAU of INDIAN AFFAIRS  
INDIAN HIGHWAY SAFETY PROGRAM**



**FY 2011  
Annual Report**

1001 Indian School Road, NW – Suite 251  
Albuquerque, New Mexico 87104



## Table of Contents

Mission Statement .....	3
Vision Statement .....	3
Introduction .....	3
FY11 Required Tribal Project Reports .....	4
FY11 IHSP 402 Expenditures .....	4
IHSP Goals for FY11 .....	5
Impaired Driving Program Area.....	10
Occupant Protection Program Area.....	14
Police Traffic Services Program Area.....	15
Mobilizations .....	74
Looking to the Future .....	77

## **Mission Statement**

To reduce the number and severity of traffic crashes in Indian Country by supporting Education, Enforcement, and Engineering, as well as safe tribal community programs.

## **Vision Statement**

To create a safe tribal community environment where roadways in Indian Country are safe for all.

## **Introduction**

According to the 2010 U.S. Census, the United States is home to 308,745,538 people. Of these individuals, approximately 2,932,248, 0.9%, identify themselves as American Indian and/or Alaska Native. Consistent with the general population in the United States, the largest age group for American Indian/Alaska Natives is 35-44 years of age. These American Indians/Alaska Natives represent over 560 Tribes throughout the country.

Despite their small ethnicity numbers, American Indians/Alaska Natives continue to be killed and injured in traffic crashes at rates that are 2 to 3 times that of other ethnic groups and that of the national average.

Because the Tribes that comprise the Indian Nation are geographically spread throughout the United States, it is extremely difficult to affect change in motor vehicle deaths in each of them. Each Tribe is unique in its heritage, language and lifestyle. The lack of motor vehicle crash data and Tribal reporting are areas of continual struggle.

The FY11 Request for Proposal (RFP) was mailed to the Tribal Leaders of all federally recognized Tribes in the United States in April 2010. Prospective applicants were required to submit proposals no later than June 15, 2010. The IHSP received 44 tribal project proposals for FY11.

A Selection Committee met in June of 2010 to review and score all proposals. This Selection Committee was comprised of representatives from the National Highway Traffic Safety Administration, Bureau of Indian Affairs Indian Highway Safety Program and Office of Justice Services, and a representative from the Utah Highway Safety Office. 37 Tribal highway safety projects were included in the FY11 Highway Safety Plan submitted to NHTSA for final approval. NHTSA approved 35 Projects for funding.

The approved IHSP projects for FY11 consisted of 35 enforcement grants, for Tribes in 10 different states, in the program areas of Alcohol Countermeasures, Police Traffic Services and Overtime enforcement. These Tribes included some of the largest Tribes in the country. Of the

35 projects, two of them, the Rosebud Sioux and the Turtle Mountain Chippewa were not able to participate during the entire fiscal year (Fort Belknap Tribe only requested reimbursement and reported data for only the first two months). All data provided is based upon 33 Tribal projects.

The IHSP functioned during FY11 with a Program Director, Program Analyst, a Finance Analyst who was hired in May, 2011 and a Law Enforcement Assistant.

### **FY11 Required Reports**

In FY11, the IHSP staff was tasked with managing the 35 Tribal projects throughout the year. Each month, the Tribal projects were required to submit a narrative report on the progress of their individual performance measures as well as a Request for Reimbursement.

For FY11, the IHSP staff reconciled and submitted to NHTSA for payment, a total of **372** Requests for Reimbursement. An additional **45** tribal travel reimbursements were reconciled and submitted for payment in the amount of \$89,462.72 for the International Lifesavers Conference in March of 2011. The dedicated IHSP staff accomplished the financial close-out before the deadline of December 31, 2011.

### **FY11 IHSP 402 Expenditures**

The IHSP expended a total of **\$4,668,604.09** in FY11 for Tribal Highway Safety Projects, BAT Mobile operation and maintenance costs and Planning and Administration.

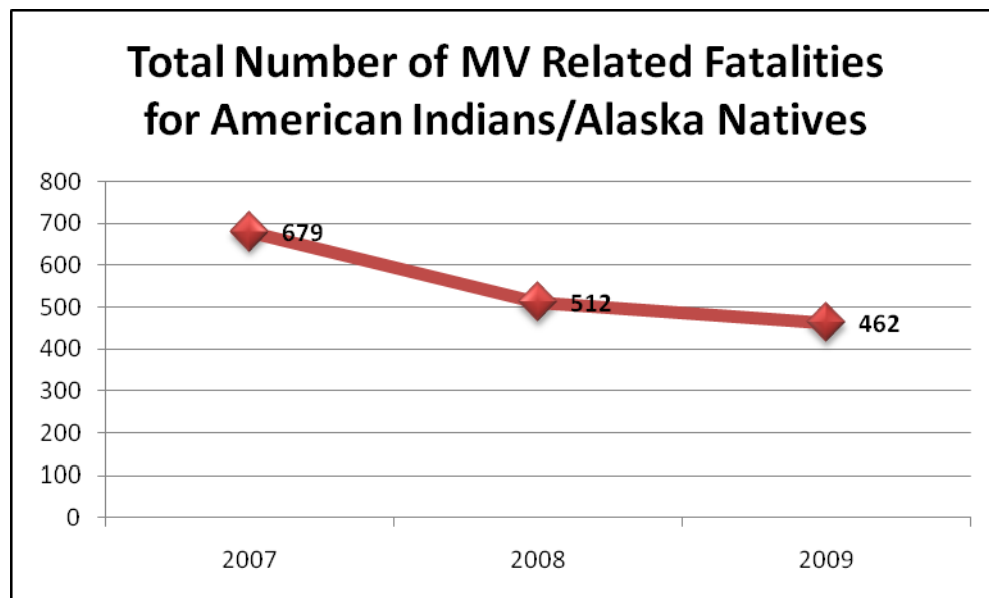
## IHSP Goals for FY11

### Overall Program Goal:

To reduce death and injury rates resulting from traffic crashes among Indian Tribes and on the reservations within the United States.

To reduce the number of fatalities in Indian Country by 2% from the FY2008 FARS number of 512 to 461 by the end of FY11.

For the year 2009 (latest year of available data), the NHTSA data system, Fatality Analysis Reporting System (FARS) reports that **462** Native Americans were killed in motor vehicle crashes.



The number of American Indian/Alaska Native motor vehicle crash fatalities has declined for the past 3 years.

IHSP funded 33 Tribes funded by IHSP in FY11 reporting a total of **68** motor vehicle crash (MVC) fatalities on their reservations. This is a decrease from the number of **87** reported in FY2010. The 3 Tribes with the highest number of MVC fatalities in FY11 were:

White Earth (Minnesota)	-	11 fatalities
White Mountain (Arizona)	-	7 fatalities
Oglala Sioux Tribe (South Dakota)	-	6 fatalities

These 3 Tribes alone accounted for 36% of the 68 motor vehicle crash fatalities. 33% (11) of the Tribes reported 0 MVC fatalities for the project year.

## Planning & Administration:

The goal of the BIA IHSP is to effectively administer highway safety funds, offer technical assistance to all Tribes requesting assistance and monitor funded projects.

The BIA IHSP planned to initiate highway safety related projects with not less than 50 Tribes by the end of FY11.

While the BIA IHSP awarded only 33 project grants in FY11 we provided services and technical assistance to approximately 50 Tribes throughout the country. This was accomplished by providing media materials for the impaired driving and safety belt mobilizations and reimbursing travel to attend the annual International Lifesavers Conference.

## Impaired Driving:

The BIA IHSP planned to reduce the incidence of impaired driving by increasing DUI arrests within the participating Tribes by 18.5% from the FY09 total of 7,438 to 8,818 by the end of FY11. (Self-reported numbers by Tribes)

33 Tribes funded by the BIA IHSP in FY11 reported **5,423** (61.5%) DUI/DWI/OWIs. The shortage may be attributed to two Tribes (Turtle Mountain and Rosebud Sioux) not participating after the grant was awarded and the effectiveness of the impaired driving messages reaching Tribal members on reservations.

The 5 Tribes with the highest number of DUIs were as follows:

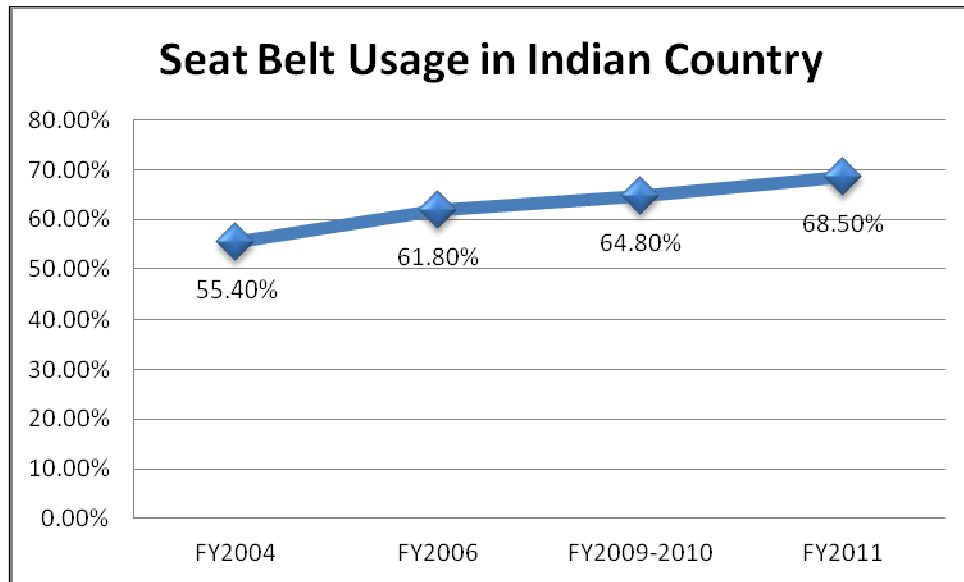
Oglala Sioux	- 547
Cheyenne River Sioux	- 535
Shoshone-Bannock	- 531
Salt River (OT project)	- 522
White Mountain Apache	- 442

Performance Measure to be tracked: Number of fatalities involving a driver or motorcycle operator with .08+ BAC.

The 33 funded Tribes reported a total of **31** fatalities (45.6%) with drivers with .08+ BAC.

## Occupant Protection:

The BIA IHSP planned to increase safety belt usage rates in Indian Country from the “national” Indian Country rate of 64.8% to 66.8% by the end of FY11.



In September 2011, Preusser Research Group, Inc., released the draft “Spring-Summer 2011 Safety Belt Use Estimate for the Indian Nations” report. The overall safety belt use has increased to an all time high of **68.5%**.

The BIA IHSP planned to increase the number of Tribes participating and reporting in the *Click It or Ticket* national mobilization from 30 to 50 by the end of FY11.

36 Tribal and BIA police agencies signed up to participate in the *Click It or Ticket* national safety belt mobilization and reported statistics on activity reports.

Performance Measure to be tracked: Number of seat belt citations issued during grant-funded enforcement activities.

The 33 Tribes funded by the BIA IHSP in FY11 reported issuing a total of **4,202** safety belt violations and **967** child passenger safety violation citations throughout the project year.

## Police Traffic Services:

The BIA IHSP planned to increase the number of citations issued for speed and other moving violations by 10% from the FY09 total of 55,651 to 61,606 within the participating Tribes by the end of FY11.

33 Tribes funded by the BIA IHSP in FY11 reported **78,406** traffic violation citations (including speed), exceeding the goal by 41%. The tribal projects substantially exceeded this performance measure in FY11.

The 5 Tribes with the highest number of traffic violation citations were:

Salt River	- 15,017
Tesuque Pueblo	- 8,493
Isleta Pueblo	- 7,821
Oglala Sioux	- 6,477
Laguna Pueblo	- 4,957

Performance Measure to be tracked: Number of speeding citations during grant-funded enforcement activities.

Number of speeding citations issued by the 33 Tribes funded in FY11 was **34,724**.

Performance Measure to be tracked: Number of speeding related fatalities.

Number of speeding related fatalities reported by the 33 funded Tribes in FY11 was **16** (23.6%).

Performance Measure to be tracked: Number of un-helmeted motorcyclist fatalities.

Number of motorcyclist fatalities reported by the 33 funded Tribes was **4**.  
Number of un-helmeted motorcyclists was **2**.

Performance Measure to be tracked: Number of drivers age 20 or younger involved in fatal crashes.

Number of fatalities involving drivers age 20 or younger reported by the Tribes was **14** (20.6%).

Performance Measure to be tracked: Number of pedestrian fatalities.

Number of pedestrian fatalities reported by 33 Tribes was **8** (11.8%).  
Pedestrian fatalities were reported for the following Tribes:



Shoshone-Arapaho (Wind River) (Wyoming)	-	1
Oglala Sioux Tribe (South Dakota)	-	1
White Earth (Minnesota)	-	1
Ramah-Navajo (New Mexico)	-	1
White Mountain (Arizona)	-	3
Salt River (Arizona)	-	1

**Traffic Records:**

The BIA IHSP planned to establish TR systems, collecting all traffic crash data on not less than 10 reservations and to update and implement the goals of the multi-year Traffic Records Strategic Plan, as submitted to NHTSA, based on the Section 408 application and to conduct an Indian State Traffic Records Assessment by the end of FY11.

The lack of staffing in FY11 resulted in no movement in the area of Traffic Records. The BIA IHSP fully realizes the importance of Traffic Records and looks forward to submitting an updated Traffic Records Plan to NHTSA for approval in FY2012.

## IMPAIRED DRIVING Program Area

The BIA Indian Highway Safety Program has over the years funded many projects aimed at reducing the high rates of drinking and driving on the reservations. We also remain committed to providing training, educational materials and equipment necessary to assist tribal law enforcement officers and police departments in their efforts to remove drunk drivers from the roadways.

All funded projects in FY11 signed a commitment to participate in all national traffic safety campaigns. Tribes were also required to participate in, and report on, the “*Don’t Shatter the Dream*”, Indian State Impaired Driving Mobilization. Funded Tribes participated by conducting checkpoints, saturation patrols and/or enhanced enforcement. Extra funding was added to each project budget for high visibility enforcement throughout the year.

The BIA IHSP would like to continue to provide checkpoint equipment for Tribes so they are able to safely conduct checkpoints on their reservations. Acoma \$598.00, Jicarilla \$897.00 and Santa Ana \$1,841.00 each purchased checkpoint equipment for FY11.

Although only 2 Tribes were funded specifically for Alcohol Countermeasures in FY11, each of the other tribal projects had an alcohol related performance measure.

### Impaired Driving Program Area Goal:

The BIA IHSP planned to reduce the incidences of impaired driving by increasing DUI arrests within the participating Tribes by 18.5% from the FY08 total of 7,438 to 8,818 by the end of FY2010. (Self-reported numbers by Tribes)

33 Tribes funded by the BIA IHSP in FY11 reported **5,423** DUI/DWI/OWIs. While this number is short of the goal, it speaks to the fact that the impaired driving messages being advertised to Tribal members are working. Many Tribes report a huge increase in Designated Drivers and a lack of traffic on nights checkpoints are advertised.

The 33 Tribes funded by the BIA IHSP in FY11 reported conducting a total of **216** checkpoints during the project year. This number represents an 11.2% increase in checkpoints from the number of **193** conducted in FY2010. The White Earth, Leech Lake, and Upper Sioux Tribes in Minnesota could not conduct sobriety checkpoints as state law does not permit but did participate in the **1,460** saturation patrols reported by the 33 Tribes in FY11.

### Note:

For each Tribal project, the Reservation Population and Land Base information is from *Tiller’s Guide to Indian Country*, updated with 2010 Census data with the exception of the Ramah-Navajo and Upper Sioux Tribes. The number of Road Miles is from self-reported numbers from the Tribes.

## **Breath Alcohol Testing (BAT) Mobiles**

The BIA IHSP purchased four (4) Breath Alcohol Testing (BAT) Mobiles for Tribal use in FY2010. It was a collaborative effort between the BIA IHSP and BIA OJS District II (Muscogee, OK), OJS District IV (Albuquerque, NM) and District V (Billings, MT). A total of sixty (60) Tribes have access to the BAT Mobiles in these three OJS Districts.

The purchase of these BAT Mobiles has allowed Tribes to more effectively combat drunk drivers on the reservations and to decrease alcohol related motor vehicle crash injuries and fatalities within the participating Tribes in OJS Districts II, IV and V.

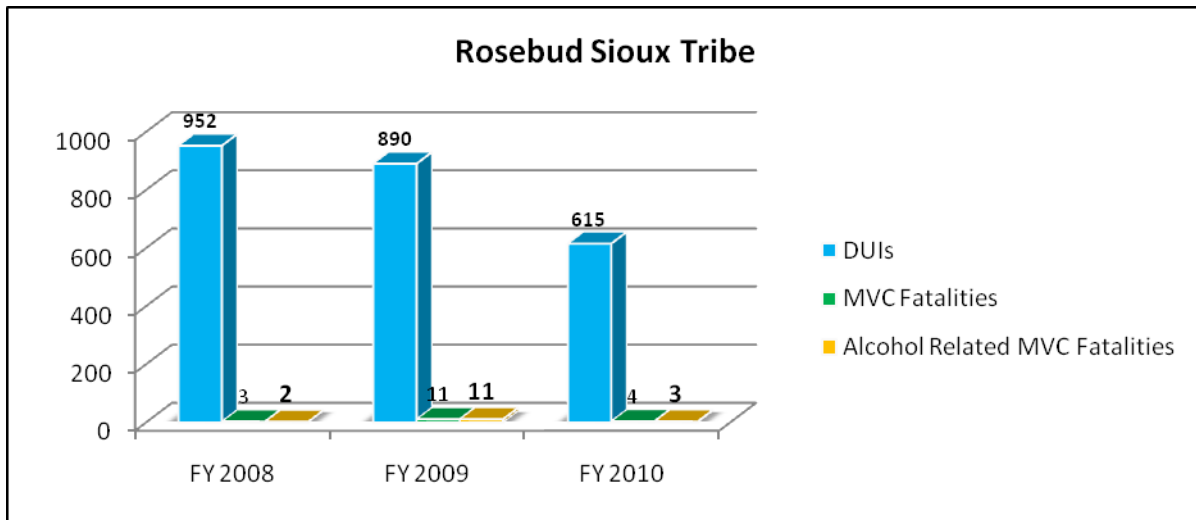
The BAT Mobiles continue to be heavily utilized in the three (3) BIA OJS Districts at sobriety checkpoints and are made available for viewing to Tribal community and school students during health fairs and public safety days.

All traffic statistics provided in this FY11 BIA IHSP Annual Report are self-reported statistics provided to the BIA IHSP directly by the Tribes.

### AL-11-04 - Rosebud Sioux Tribe (South Dakota)

Reservation Population: 10,469  
Land Base: 884,195 acres  
Road Miles: 459

This Tribe was funded for 4 full-time Highway Safety Officers but was unable to provide an approved Tribal Resolution to support their grant and as a result was not able to participate in the IHSP in FY11. A data chart with numbers from FY2008/FY2009/FY2010 is provided below:



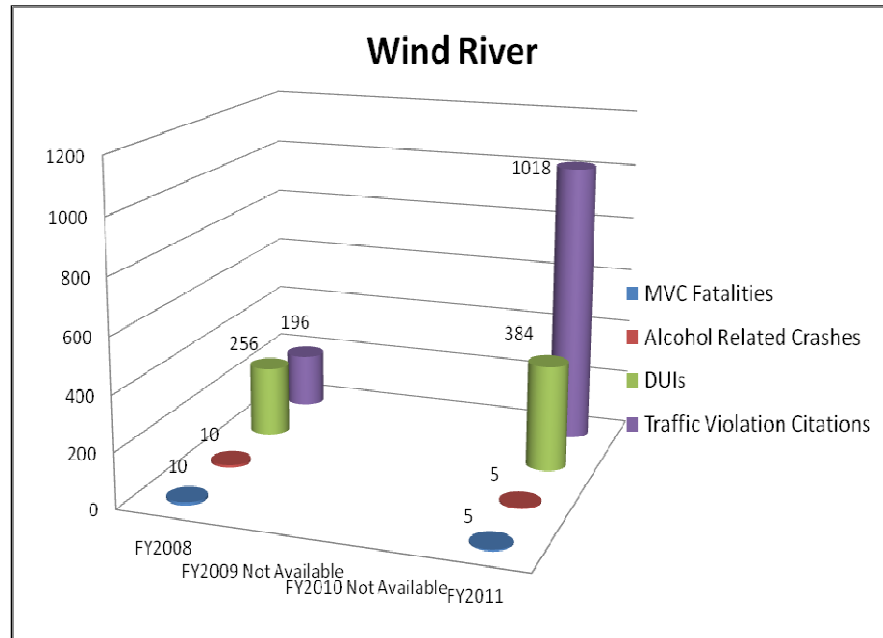
## AL-11-06 – Shoshone-Arapaho Wind River Tribe (Wyoming)

Reservation Population: 6,730

Land Base: 2.2 million acres

Road Miles: 1,621

This project was funded for three (3) Highway Safety Officers.



### PERFORMANCE MEASURES:

1. To reduce motor vehicle related fatalities on the Wind River Reservation by 40% from the 2008 number of 10 to 6 by the end of FY11.

**Total number of motor vehicle crash fatalities in FY11 (Oct 1, 2010 – Sept 30, 2011): 5**

2. To reduce the number of alcohol-related motor vehicle crash fatalities by 40% from the 2008 number of 10 to 6 by the end of FY11.

**Total number of alcohol-related motor vehicle crash fatalities in FY11: 5**

**Total number of MVC fatalities: 5**  
**Total number of alcohol-related MVC fatalities: 5**  
**Total number of speed-related MVC fatalities: 2**  
**Total number of MVC fatalities with .08+ BAC: 5**  
**Total number of MVC fatalities with driver < age 20: 0**  
**Of total number of MVC fatalities, how many used seat belt: 0**  
**Total number of motorcycle fatalities: 0**

<b>Total number of un-helmeted motorcycle fatalities:</b>	<b>0</b>
<b>Total number of pedestrian fatalities:</b>	<b>1</b>
<b>Total number of motor vehicle crashes:</b>	<b>66</b>
<b>Total number of injury MVCs:</b>	<b>17</b>
<b>Total number of alcohol-related MVCs:</b>	<b>14</b>
<b>Total number of speed-related MVCs:</b>	<b>12</b>
<b>Total number of traffic citations:</b>	<b>1,018</b>
<b>Total number of DUI citations issued in FY11:</b>	<b>278</b>
<b>Total number of speed citations in FY11:</b>	<b>464</b>
<b>Total number of seat belt citations:</b>	<b>31</b>
<b>Total number of CPS citations:</b>	<b>14</b>
<b>Total number of traffic safety presentations (community/school):</b>	<b>0</b>

**SUMMARY:**

The Wind River Highway Safety project met both performance measures for FY11. Motor vehicle fatalities decreased from 6 to 5; however, all 5 were alcohol related, including the 1 pedestrian fatality.

In addition, 82% (14 of 17) of the motor vehicle injury crashes were alcohol related. 70% of the injury crashes were both alcohol and speed related.

During FY11, the Wind River Highway Safety Program conducted: **4** checkpoints  
**10** saturation patrols

Safety Belt Law: **Primary** (safety belt law passed in March of 2009)

Tribal BAC Law: **.05**

Traffic Statistics Software: **Excel, Access, Report Beam**

## OCCUPANT PROTECTION Program Area

Motor vehicle crashes are the leading cause of unintentional death and injuries to Native Americans in the United States. Native Americans are killed at rates at least twice that of all other ethnic groups in this country. These high death rates can be attributed to a number of factors including the low and non-use of safety belts and child passenger safety restraint usage on the reservations.

### **Occupant Protection** Program Area Goal:

To increase safety belt usage rates in Indian Country from the “national” Indian Country rate of 64.8% to 66.8% by the end of FY11.

In September 2011, Preusser Research Group, Inc. issued the draft “Spring-Summer 2011 Safety Belt Use Estimate for the Indian Nations” report. The overall safety belt use rate was **68.5%**.

The safety belt rate for Indian Country has been steadily increasing. In 2004, the first baseline tribal reservation safety belt use rate was **55.4%**. Indian Country is now at 68.5%, a 13.1% increase! While we are still lower than the national rate, there has been progress made in Indian Country.

### **Child Passenger Safety**

For several years, the BIA IHSP collaborated with the Indian Health Service in providing child passenger safety (cps) seats for Native American children and support (child safety seats and materials) for clinics, checkpoints and fitting stations for those Tribes working with their respective Indian Health Service Injury Prevention Specialists.

In FY11, the BIA IHSP did not award any Child Passenger Safety grants to any Tribes because of the high-risk status of the BIA IHSP. The IHSP will work to award CPS grants to Tribes in FY2012.

## POLICE TRAFFIC SERVICES Program Area

The BIA Indian Highway Safety Program has remained committed to providing the necessary tools and training that Tribal law enforcement departments need in order to effectively enforce traffic laws and ordinances.

All Tribal law enforcement agencies funded in FY11 signed commitments to participate in all national mobilizations as well as enhanced enforcement at other times of the year. Additionally, extra funding was added to each project so they could conduct high visibility enforcement throughout the year.

As we have for many years, the BIA IHSP staff depends on the NHTSA Region 6 Media Consultant to provide PI&E information so information may be distributed to Tribes nationwide. It is invaluable during the national mobilizations the Tribes are required to participate in.

Although the BIA IHSP was not in a position to advertise and hire for the services of two Law Enforcement Liaisons (LELS) in FY11, it is something we look forward to pursuing in FY2012. The LELs will be able to provide outreach to some of the largest Tribes not already being funded by the BIA IHSP.

### Police Traffic Services (PTS) Program Area Goal:

To increase the number of citations issued for speed and other moving violations by 10.7% from the FY09 total of 55,651 to 61,606 within the participating Tribes by the end of FY11.

33 Tribes funded by IHSP in FY11 reported **78,406** traffic violation citations (including speed). The tribal projects substantially exceeded this performance measure.

The 33 Tribes funded by the BIA IHSP in FY11 reported conducting a total of **216** checkpoints during the project year. This number represents an 11.2% increase in checkpoints from the number of **193** conducted in FY2010. The White Earth, Leech Lake, and Upper Sioux Tribes in Minnesota could not conduct sobriety checkpoints as state law does not permit but did participate in the **1,460** saturation patrols reported by the 33 Tribes in FY11.



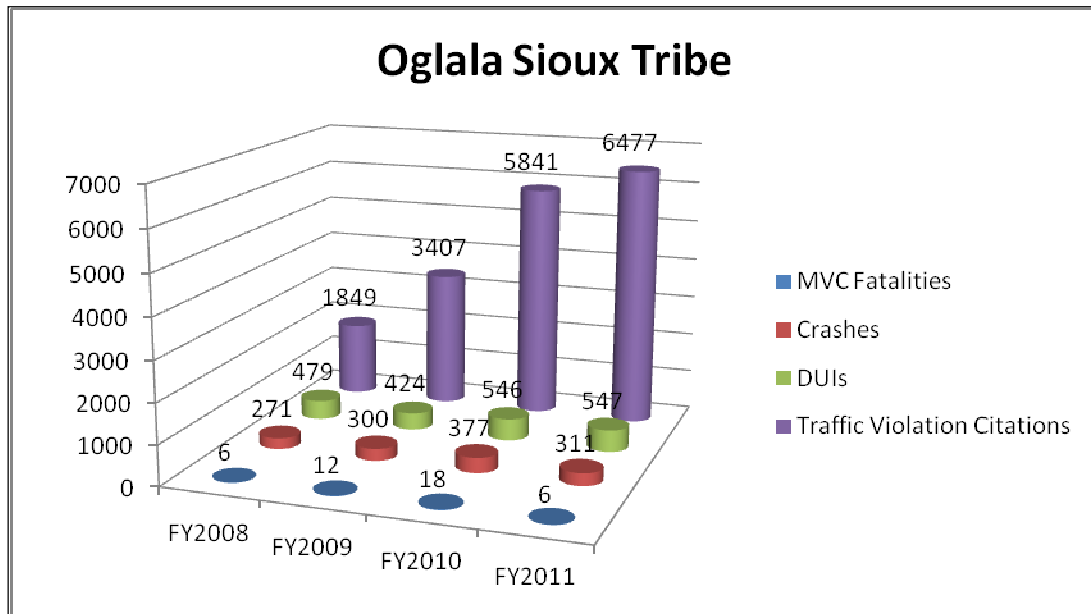
## PT-11-03 – Oglala Sioux Tribe (South Dakota)

Reservation Population: 18,830

Land Base: 2,788,731 acres

Road Miles: 1,782.5

This project was funded for five (5) full-time Highway Safety Officers.



### PERFORMANCE MEASURES:

1. To reduce motor vehicle related crash fatalities by 50% from the FY09 number of 13 to 6 by the end of FY11.

**Total number of motor vehicle crash fatalities in FY11 (Oct 1, 2010 – Sept 30, 2011): 6**

2. To decrease the number of motor vehicle injury and non-injury crashes by 30% from the FY09 number of 301 to 211 by the end of FY11.

**Total number of motor vehicle injury and non-injury crashes in FY11: 311**

**Total number of MVC fatalities: 6**

**Total number of alcohol-related MVC fatalities: 5**

**Total number of speed-related MVC fatalities: 3**

**Total number of MVC fatalities with .08+ BAC: 5**

**Total number of MVC fatalities with driver < age 20: 3**

**Of total number of MVC fatalities, how many used seat belt: 1**

**Total number of motorcycle fatalities: 0**

<b>Total number of un-helmeted motorcycle fatalities:</b>	<b>0</b>
<b>Total number of pedestrian fatalities:</b>	<b>1</b>
<b>Total number of motor vehicle crashes:</b>	<b>311</b>
<b>Total number of injury MVCs:</b>	<b>69</b>
<b>Total number of alcohol-related MVCs:</b>	<b>68</b>
<b>Total number of speed-related MVCs:</b>	<b>20</b>
<b>Total number of traffic citations:</b>	<b>6,477</b>
<b>Total number of DUI citations issued in FY11:</b>	<b>547</b>
<b>Total number of speed citations in FY11:</b>	<b>1,650</b>
<b>Total number of seat belt citations:</b>	<b>1,440</b>
<b>Total number of CPS citations:</b>	<b>391</b>
<b>Total number of traffic safety presentations (community/school):</b>	<b>16</b>

**SUMMARY:**

The Oglala Sioux Tribe (OST) Highway Safety Program met both performance measures for FY11. 6 motor vehicle crash fatalities were reported in FY11, a significant decline from 18 in FY10. 83% of the MVC fatalities were alcohol involved and 50% involved drivers age 20 or younger. The OST also reported 1 pedestrian death in FY11.

Total motor vehicle crashes declined slightly from the FY10 number of 337 to 311 in FY11. 98.6% of the injury crashes involved alcohol.

During FY11, the Oglala Sioux Highway Safety Program conducted: **20** checkpoints  
**199** saturation patrols

Safety Belt Law: **Primary** (law that was passed in 2004)

Tribal BAC Law: .10

Traffic Statistics Software: New World software and Excel. TRACS software received from the State of South Dakota.

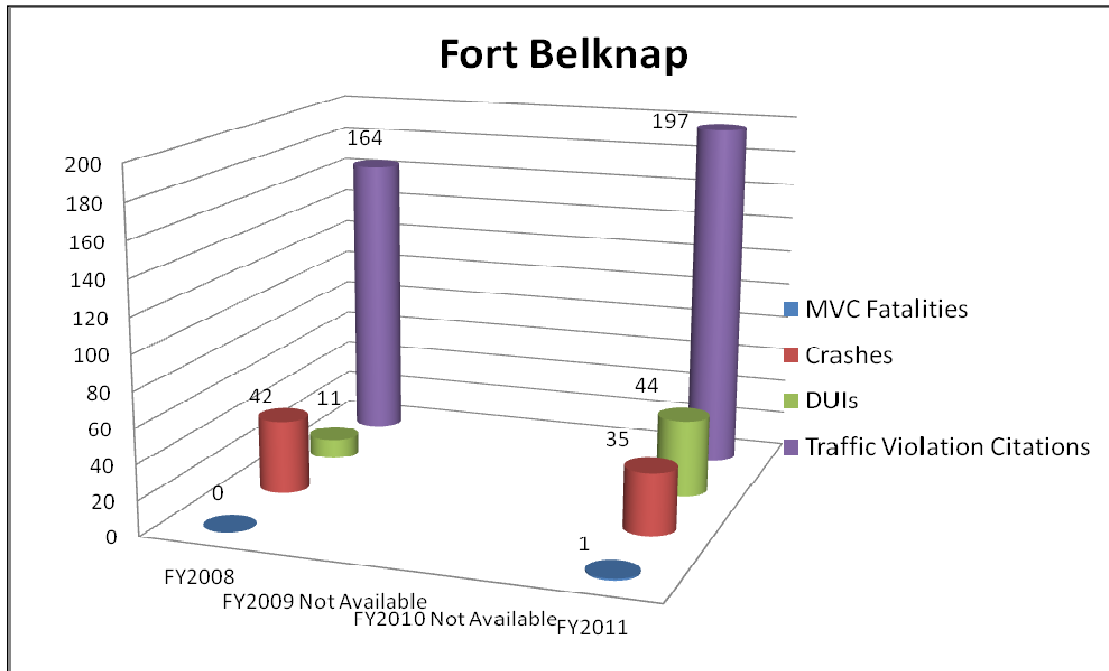
## PT-11-05 – Fort Belknap Tribe (Montana)

Reservation Population: 2,959

Land Base: 652,593 acres

Road Miles: 371

This project was funded for one (1) full-time Highway Safety Officer.



### PERFORMANCE MEASURES:

1. To maintain the FY08 number of motor vehicle related fatalities on the Fort Belknap Reservation at 1, or less by the end of FY11.

**Total number of motor vehicle crash fatalities in FY11 (Oct 1, 2010 – Sept 30, 2011): 1**

2. To reduce motor vehicle injury and non-injury crash fatalities by 15% from the FY08 number of 42 to 35 by the end of FY11.

**Total number of motor vehicle injury and non-injury crashes in FY11: 26**

**Total number of MVC fatalities: 1**

**Total number of alcohol-related MVC fatalities: 1**

**Total number of speed-related MVC fatalities: 1**

**Total number of MVC fatalities with .08+ BAC: 1**

**Total number of MVC fatalities with driver < age 20: 0**

**Of total number of MVC fatalities, how many used seat belt: 0**

<b>Total number of motorcycle fatalities:</b>	<b>0</b>
<b>Total number of un-helmeted motorcycle fatalities:</b>	<b>0</b>
<b>Total number of pedestrian fatalities:</b>	<b>0</b>
<b>Total number of motor vehicle crashes:</b>	<b>26</b>
<b>Total number of injury MVCs:</b>	<b>8</b>
<b>Total number of alcohol-related MVCs:</b>	<b>3</b>
<b>Total number of speed-related MVCs:</b>	<b>2</b>
<b>Total number of traffic citations:</b>	<b>406</b>
<b>Total number of DUI citations issued in FY11:</b>	<b>80</b>
<b>Total number of speed citations in FY11:</b>	<b>281</b>
<b>Total number of seat belt citations:</b>	<b>31</b>
<b>Total number of CPS citations:</b>	<b>0</b>
<b>Total number of traffic safety presentations (community/school):</b>	<b>15</b>

**SUMMARY:**

The Fort Belknap Highway Safety project met both performance measures for FY11. FY11 is the first year Fort Belknap was funded by the IHSP for many years; however, for FY11 the tribe only requested reimbursement for full time activities during the months of October and November. The numbers provided were submitted on the annual report provided by the tribe.

The 1 MVC fatality reported was alcohol and speed related and no seat belt was used. 30.8% of the 26 MVCs were injury crashes.

The Highway Safety Officer also reported conducting 15 community and/or school traffic safety presentations in FY FY11, including taking the BAT Mobile to all of the reservation schools and explaining the dangers of drinking and driving to the students.

During FY11, the Fort Belknap Highway Safety Program conducted: **9** checkpoints  
**3** saturation patrols

Safety Belt Law: **Secondary**  
Tribal BAC Law: **.10**  
Traffic Statistics Software: **None**

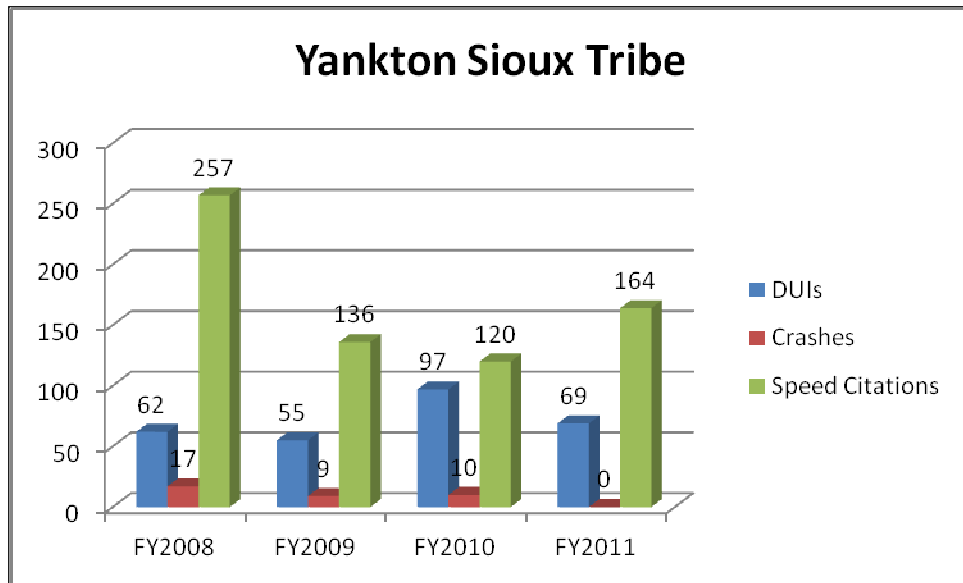
## PT-11-05 – Yankton Sioux Tribe (South Dakota)

Reservation Population: 6,500

Land Base: 280,504 acres

Road Miles: 1,073

This project was funded for one (1) full-time Highway Safety Officer.



### PERFORMANCE MEASURES:

1. To reduce motor vehicle related crashes by 20% from the FY09 number of 9 to 7 by the end of FY11.

**Total number of motor vehicle crashes in FY11 (Oct 1, 2010 – Sept 30, 2011):**      **0**

**Total number of MVC fatalities:**      **0**

**Total number of alcohol-related MVC fatalities:**      **0**

**Total number of speed-related MVC fatalities:**      **0**

**Total number of MVC fatalities with .08+ BAC:**      **0**

**Total number of MVC fatalities with driver < age 20:**      **0**

**Of total number of MVC fatalities, how many used seat belt:**      **0**

**Total number of motorcycle fatalities:**      **0**

**Total number of un-helmeted motorcycle fatalities:**      **0**

**Total number of pedestrian fatalities:**      **0**

**Total number of motor vehicle crashes:**      **0**

**Total number of injury MVCs:**      **0**

**Total number of alcohol-related MVCs:**      **0**

<b>Total number of speed-related MVCs:</b>	<b>0</b>
<b>Total number of traffic citations:</b>	<b>285</b>
<b>Total number of DUI citations issued in FY11:</b>	<b>69</b>
<b>Total number of speed citations in FY11:</b>	<b>164</b>
<b>Total number of seat belt citations:</b>	<b>0</b>
<b>Total number of CPS citations:</b>	<b>0</b>
<b>Total number of traffic safety presentations (community/school):</b>	<b>0</b>

**SUMMARY:**

The Yankton Sioux Highway Safety Program met their performance measure for FY11. 0 crashes were reported during the project year.

Speed citations did increase from the FY10 number of 120 to 164 in FY11.

The Yankton Sioux Tribe was not funded for FY12 and IHSP had difficulty in obtaining the FY11 Annual Report from the Tribe.

During FY11, the Yankton Sioux Highway Safety Program conducted: **3** checkpoints  
Number of saturation patrols (Not Available)

Safety Belt Law: **No Law**

Tribal BAC Law: **.10**

Traffic Statistics Software: **Excel**

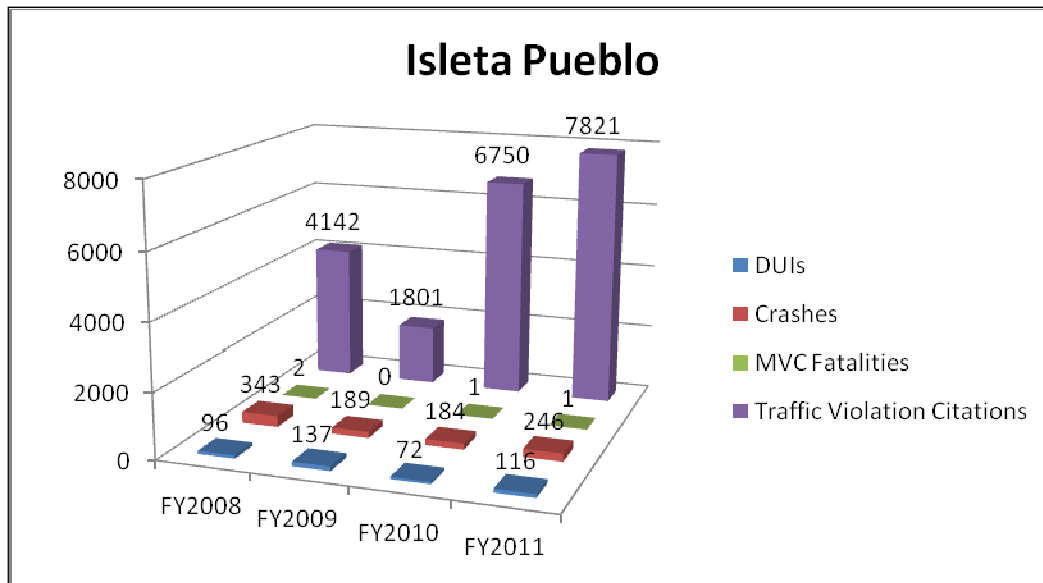
## PT-11-06 – Isleta Pueblo (New Mexico)

Reservation Population: 3,166

Land Base: 301,103 acres

Road Miles: 259

This project was funded for three (3) full-time Highway Safety Officers.



### PERFORMANCE MEASURES:

1. To reduce motor vehicle related fatalities on the Isleta Pueblo by 50% from the 2009 number of 2 to 1 by the end of FY11.

**Total number of motor vehicle crash fatalities in FY11 (Oct 1, 2010 – Sept 30, 2011): 1 - motorcyclist**

2. To reduce the number of motor vehicle crashes by 15% from the 2009 number of 198 to 168 by the end of FY11.

**Total number of motor vehicle crashes in FY11: 246**

<b>Total number of MVC fatalities:</b>	<b>1</b>
<b>Total number of alcohol-related MVC fatalities:</b>	<b>0</b>
<b>Total number of speed-related MVC fatalities:</b>	<b>1</b>
<b>Total number of MVC fatalities with .08+ BAC:</b>	<b>0</b>
<b>Total number of MVC fatalities with driver &lt; age 20:</b>	<b>0</b>
<b>Of total number of MVC fatalities, how many used seat belt:</b>	<b>0</b>

<b>Total number of motorcycle fatalities:</b>	<b>1</b>
<b>Total number of un-helmeted motorcycle fatalities:</b>	<b>0</b>
<b>Total number of pedestrian fatalities:</b>	<b>0</b>
<b>Total number of motor vehicle crashes:</b>	<b>246</b>
<b>Total number of injury MVCs:</b>	<b>42</b>
<b>Total number of alcohol-related MVCs:</b>	<b>16</b>
<b>Total number of speed-related MVCs:</b>	<b>35</b>
<b>Total number of traffic citations:</b>	<b>7,821</b>
<b>Total number of DUI citations issued in FY11:</b>	<b>116</b>
<b>Total number of speed citations in FY11:</b>	<b>3,952</b>
<b>Total number of seat belt citations:</b>	<b>Not Available</b>
<b>Total number of CPS citations:</b>	<b>Not Available</b>
<b>Total number of traffic safety presentations (community/school):</b>	<b>Not Available</b>

**SUMMARY:**

The Isleta Pueblo Highway Safety Program met 1 of 2 performance measures for FY11. The 1 MVC fatality was a young man riding at a high rate of speed and lost control of his motorcycle on a curve. He was wearing a helmet and no alcohol was detected.

Traffic violation and DUI citation numbers increased from the FY2010 project year, along with the total number of MVCs from 184 in FY10 to 246 in FY11, a 33% increase. The increase in crashes is felt to be due to the high volume of traffic traveling to and from the Hard Rock Casino which is located on Pueblo property. Also, each fender-bender in the Casino parking lot is counted as a crash.

Of the total of 7,821 traffic citations issued in FY11, 50.6% were for speeding.

During FY11, the Isleta Pueblo Highway Safety Program conducted: **2** checkpoints

The number of saturation patrols, seatbelt citations and traffic safety presentation were not reported by the tribe.

Safety Belt Law: **Primary**  
Tribal BAC Law: **.08**  
Traffic Statistics Software: **Sleuth**



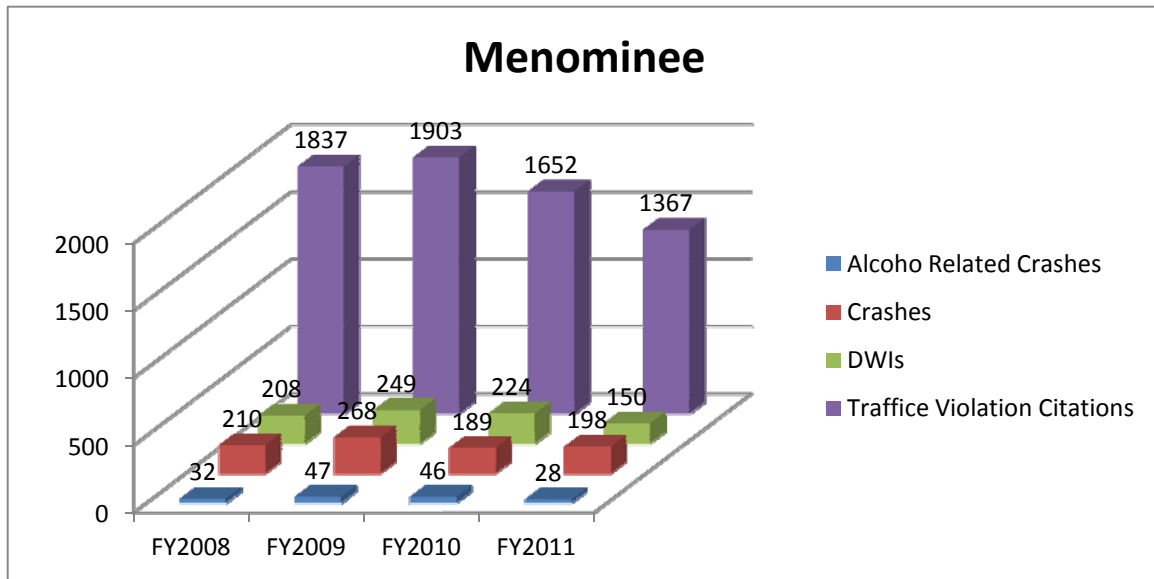
## PT-11-07 – Menominee Tribe (Wisconsin)

Reservation Population: 4,562

Land Base: 235,523 acres

Road Miles: 650

This project was funded for one (1) full-time Highway Safety Officer.



### PERFORMANCE MEASURES:

1. To reduce the number of alcohol related motor vehicle crashes by 18% from the FY09 number of 47 to 39 by the end of FY11.

**Total number of alcohol related motor vehicle crashes in FY11 (Oct 1, 2010 – Sept 30, 2011): 28**

2. To reduce the number of motor vehicle crashes by 20% from the FY09 number of 268 to 214 by the end of FY11.

**Total number of motor vehicle crashes in FY11: 198**

<b>Total number of MVC fatalities:</b>	<b>2</b>
<b>Total number of alcohol-related MVC fatalities:</b>	<b>1</b>
<b>Total number of speed-related MVC fatalities:</b>	<b>1</b>
<b>Total number of MVC fatalities with .08+ BAC:</b>	<b>1</b>
<b>Total number of MVC fatalities with driver &lt; age 20:</b>	<b>0</b>
<b>Of total number of MVC fatalities, how many used seat belt:</b>	<b>0</b>

<b>Total number of motorcycle fatalities:</b>	<b>1</b>
<b>Total number of un-helmeted motorcycle fatalities:</b>	<b>0</b>
<b>Total number of pedestrian fatalities:</b>	<b>0</b>
<b>Total number of motor vehicle crashes:</b>	<b>198</b>
<b>Total number of injury MVCs:</b>	<b>22</b>
<b>Total number of alcohol-related MVCs:</b>	<b>28</b>
<b>Total number of speed-related MVCs:</b>	<b>1</b>
<b>Total number of traffic citations:</b>	<b>1,367</b>
<b>Total number of OWI citations issued in FY11:</b>	<b>150</b>
<b>Total number of speed citations in FY11:</b>	<b>208</b>
<b>Total number of seat belt citations:</b>	<b>39</b>
<b>Total number of CPS citations:</b>	<b>38</b>
<b>Total number of traffic safety presentations (community/school):</b>	<b>11</b>

**SUMMARY:**

The Menominee Tribe Highway Safety Program met both performance measures in FY11. Alcohol related vehicle crashes decreased by 64.3% from 46 in FY10 to 28 in FY11. Overall motor vehicle crashes decreased by 13.2% from 224 in FY10 to 198 in FY11.

The Menominee Tribe Highway Safety Program provided a Mock Crash to 200 students and community members. The event was recorded by staff from the College of Menominee Nation and a video was produced.

During FY11, the Menominee Tribe Highway Safety Program conducted: **8** checkpoints  
**133** saturation patrols

Safety Belt Law: **Primary**

Tribal BAC Law: **.08**

Traffic Statistics Software: **CISCO** Traffic Records software

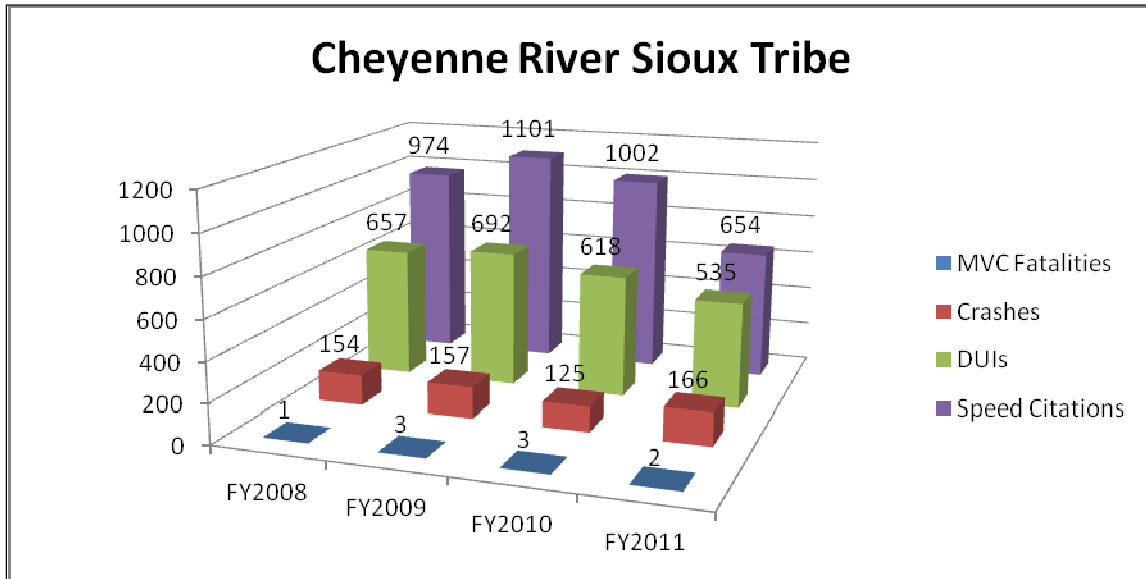
## PT-11-09 – Cheyenne River Sioux Tribe (South Dakota)

Reservation Population: 8,500

Land Base: 2.8 million acres

Road Miles: 1,400

This project was funded for two (2) full-time Highway Safety Officers and one (1) full-time Data Clerk.



### PERFORMANCE MEASURES:

1. To reduce the number of motor vehicle crash fatalities by 50% from the FY09 number of 3 to 1 by the end of FY11.

**Total number motor vehicle crash fatalities in FY11 (Oct 1, 2010 – Sept 30, 2011): 2**

2. To reduce motor vehicle crashes by 10% from the FY09 number of 160 to 144 by the end of FY11.

**Total number of motor vehicle crashes in FY11: 166**

<b>Total number of MVC fatalities:</b>	<b>2</b>
<b>Total number of alcohol-related MVC fatalities:</b>	<b>1</b>
<b>Total number of speed-related MVC fatalities:</b>	<b>0</b>
<b>Total number of MVC fatalities with .08+ BAC:</b>	<b>1</b>
<b>Total number of MVC fatalities with driver &lt; age 20:</b>	<b>0</b>
<b>Of total number of MVC fatalities, how many used seat belt:</b>	<b>0</b>

<b>Total number of motorcycle fatalities:</b>	<b>0</b>
<b>Total number of un-helmeted motorcycle fatalities:</b>	<b>0</b>
<b>Total number of pedestrian fatalities:</b>	<b>0</b>
<b>Total number of motor vehicle crashes:</b>	<b>166</b>
<b>Total number of injury MVCs:</b>	<b>20</b>
<b>Total number of alcohol-related MVCs:</b>	<b>33</b>
<b>Total number of speed-related MVCs:</b>	<b>2</b>
<b>Total number of traffic citations:</b>	<b>3,145</b>
<b>Total number of DUI citations issued in FY11:</b>	<b>535</b>
<b>Total number of speed citations in FY11:</b>	<b>654</b>
<b>Total number of seat belt citations:</b>	<b>3</b>
<b>Total number of CPS citations:</b>	<b>0</b>
<b>Total number of traffic safety presentations (community/school):</b>	<b>2</b>

**SUMMARY:**

The Cheyenne River Sioux Highway Safety Program did not meet their performance measures in FY11. They recorded 2 motor vehicle crash fatalities in FY11; 1 was an on-duty police officer (no seat belt) and the other was a 25 year old male traveling on a gravel road (no seat belt and alcohol related).

There was an increase in total motor vehicle crashes from 125 in FY10 to 166 in FY11. Of the 166 crashes, 25 were animal related, 1 was ATV related, 2 were pedestrian related and the rest were due to the extremely cold weather and unusually icy road conditions throughout the winter months.

Although funded for 2 Highway Safety Officers, the program functioned for six months of the project year with 1 Highway Safety Officer and is the reason for overall lower traffic citation statistics in FY11.

During FY11, the Cheyenne River Sioux Tribe Highway Safety Program conducted:  
**3** checkpoints  
**76** saturation patrols

Safety Belt Law: **Secondary**  
Tribal BAC Law: **.10**  
Traffic Statistics Software: **CISCO** Traffic Records software

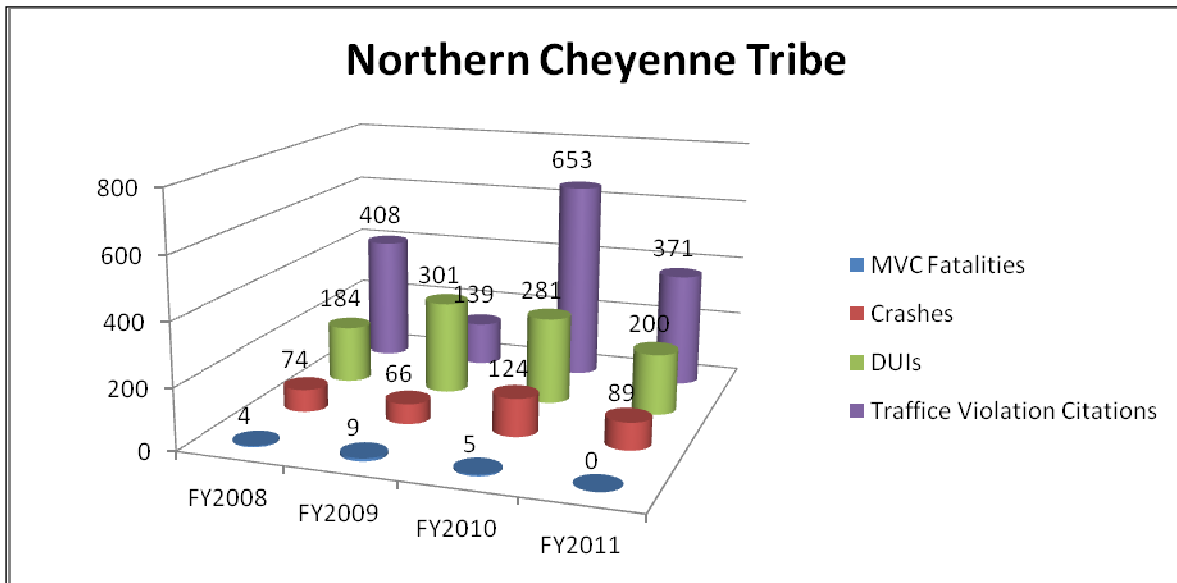
## PT-11-10 – Northern Cheyenne Tribe (Montana)

Reservation Population: 4,950

Land Base: 445,000 acres

Road Miles: 377

This project was funded for three (3) full-time Highway Safety Officers.



### PERFORMANCE MEASURES:

1. To reduce the number of motor vehicle alcohol related crash fatalities by 50% from the FY09 number of 4 to 2 by the end of FY11.

**Total number of alcohol related motor vehicle crash fatalities in FY11 (Oct 1, 2010 – Sept 30, 2011): 0**

2. To reduce motor vehicle crashes by 20% from the FY09 number of 89 to 71 by the end of FY11.

**Total number of motor vehicle crashes in FY10: 89**

<b>Total number of MVC fatalities:</b>	<b>0</b>
<b>Total number of alcohol-related MVC fatalities:</b>	<b>0</b>
<b>Total number of speed-related MVC fatalities:</b>	<b>0</b>
<b>Total number of MVC fatalities with .08+ BAC:</b>	<b>0</b>
<b>Total number of MVC fatalities with driver &lt; age 20:</b>	<b>0</b>

<i>Of total number of MVC fatalities, how many used seat belt:</i>	<b>0</b>
<i>Total number of motorcycle fatalities:</i>	<b>0</b>
<i>Total number of un-helmeted motorcycle fatalities:</i>	<b>0</b>
<i>Total number of pedestrian fatalities:</i>	<b>0</b>
<i>Total number of motor vehicle crashes:</i>	<b>89</b>
<i>Total number of injury MVCs:</i>	<b>15</b>
<i>Total number of alcohol-related MVCs:</i>	<b>10</b>
<i>Total number of speed-related MVCs:</i>	<b>0</b>
<i>Total number of traffic citations:</i>	<b>371</b>
<i>Total number of DUI citations issued in FY11:</i>	<b>200</b>
<i>Total number of speed citations in FY11:</i>	<b>76</b>
<i>Total number of seat belt citations:</i>	<b>72</b>
<i>Total number of CPS citations:</i>	<b>12</b>
<i>Total number of traffic safety presentations (community/school):</i>	<b>1</b>

**SUMMARY:**

The Northern Cheyenne Tribe did not record any motor vehicle crash fatalities in FY11, down from 5 in FY10!

Total motor vehicle crashes were reduced by 28.2% from 124 in FY10 to 89 in FY11.

Although this program was funded for three full-time Highway Safety Officers, they were never fully staffed throughout the project year.

The efforts of the Highway Safety Officers resulted in 371 traffic violation citations of which 200 were DUIs and 76 were for speed.

The Northern Cheyenne Highway Safety Officers deployed the BAT Mobile several times throughout the year. They reported each time the BAT Mobile was brought from Billings, MT, to the Northern Cheyenne Agency, just driving it through the town would result in very little traffic at the checkpoints. Community members would see the BAT Mobile and would not drive if they were drinking or would have designated drivers.

During FY11, the Northern Cheyenne Tribe Highway Safety Program conducted:  
**9** checkpoints  
**9** saturation patrols

Safety Belt Law: **Primary**  
Tribal BAC Law: **.10**  
Traffic Statistics Software: **MS Word**

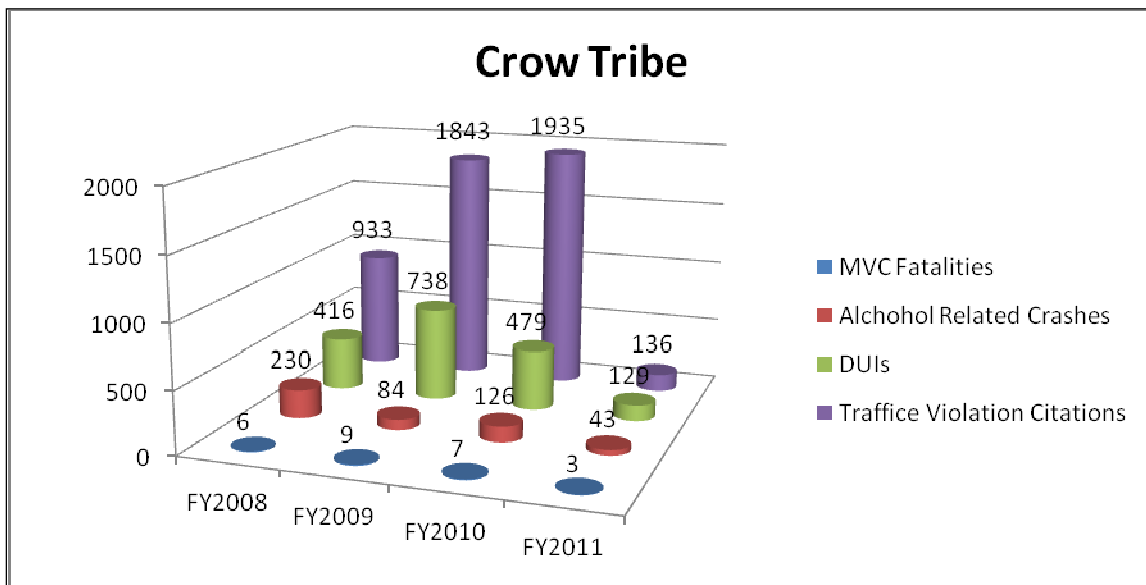
## PT-11-11 – Crow Tribe (Montana)

Reservation Population: 7,000

Land Base: 2.8 million acres

Road Miles: 1,484

This project was funded for four (4) full-time Highway Safety Officers.



### PERFORMANCE MEASURES:

1. To reduce the number of motor vehicle crash fatalities by 60% from the FY09 number of 9 to 3 by the end of FY11.

**Total number of motor vehicle crash fatalities in FY11 (Oct 1, 2010 – Sept 30, 2011): 3**

2. To reduce alcohol related motor vehicle crashes by 20% from the FY09 number of 84 to 67 by the end of FY11.

**Total number of alcohol related motor vehicle crashes in FY11: 43**

<b>Total number of MVC fatalities:</b>	<b>3</b>
<b>Total number of alcohol-related MVC fatalities:</b>	<b>2</b>
<b>Total number of speed-related MVC fatalities:</b>	<b>1</b>
<b>Total number of MVC fatalities with .08+ BAC:</b>	<b>2</b>
<b>Total number of MVC fatalities with driver &lt; age 20:</b>	<b>0</b>
<b>Of total number of MVC fatalities, how many used seat belt:</b>	<b>0</b>
<b>Total number of motorcycle fatalities:</b>	<b>0</b>

<b>Total number of un-helmeted motorcycle fatalities:</b>	<b>0</b>
<b>Total number of pedestrian fatalities:</b>	<b>0</b>
<b>Total number of motor vehicle crashes:</b>	<b>53</b>
<b>Total number of injury MVCs:</b>	<b>19</b>
<b>Total number of alcohol-related MVCs:</b>	<b>43</b>
<b>Total number of speed-related MVCs:</b>	<b>19</b>
<b>Total number of traffic citations:</b>	<b>136</b>
<b>Total number of DUI citations issued in FY11:</b>	<b>129</b>
<b>Total number of speed citations in FY11:</b>	<b>5</b>
<b>Total number of seat belt citations:</b>	<b>612</b>
<b>Total number of CPS citations:</b>	<b>305</b>
<b>Total number of traffic safety presentations (community/school):</b>	<b>2</b>

**SUMMARY:**

The Crow Tribe Highway Safety Program reported 3 motor vehicle crash fatalities in FY11, the lowest number in many years! Alcohol related motor vehicle crashes were also down significantly from years past by 193%, from 126 in FY10 to 43 in FY11.

The drastic reduction in MVC fatalities and alcohol related crashes is attributed to the aggressive and proactive Highway Safety Officers. High visibility enforcement was at an all time high. This Highway Safety team also used the BAT Mobile on many occasions throughout the year.

During FY11, the Crow Tribe Highway Safety Program conducted: **24** checkpoints  
**32** saturation patrols

Safety Belt Law: Law was passed on 10/4/10 but, it is not clear if it is a Primary or Secondary law.

Tribal BAC Law: **.05**

Traffic Statistics Software: **MS Office**



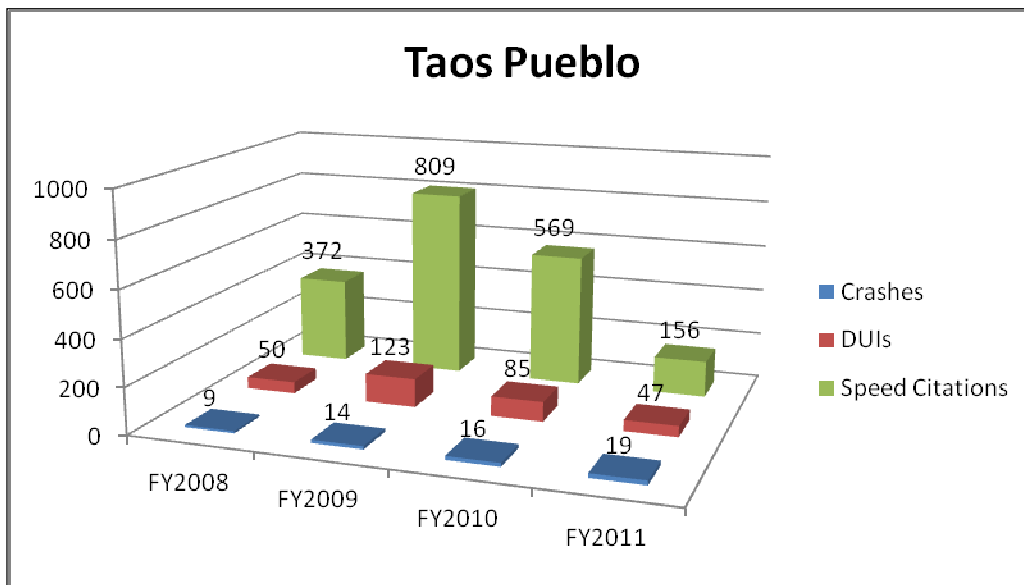
## PT-11-12 – Taos Pueblo (New Mexico)

Reservation Population: 4,484

Land Base: 102,697 acres

Road Miles: 101

This project was funded for one (1) full-time Highway Safety Officer.



### PERFORMANCE MEASURE:

1. To maintain, or reduce motor vehicle crashes by 20% from the FY09 number of 14 to 11 by the end of FY11.

**Total number of motor vehicle crashes in FY11 (Oct 1 2010 – Sept 30, 2011): 19**

<b>Total number of MVC fatalities:</b>	<b>0</b>
<b>Total number of alcohol-related MVC fatalities:</b>	<b>0</b>
<b>Total number of speed-related MVC fatalities:</b>	<b>0</b>
<b>Total number of MVC fatalities with .08+ BAC:</b>	<b>0</b>
<b>Total number of MVC fatalities with driver &lt; age 20:</b>	<b>0</b>
<b>Of total number of MVC fatalities, how many used seat belt:</b>	<b>0</b>
<b>Total number of motorcycle fatalities:</b>	<b>0</b>
<b>Total number of un-helmeted motorcycle fatalities:</b>	<b>0</b>
<b>Total number of pedestrian fatalities:</b>	<b>0</b>
<b>Total number of motor vehicle crashes:</b>	<b>19</b>
<b>Total number of injury MVCs:</b>	<b>5</b>

<i>Total number of alcohol-related MVCs:</i>	<b>8</b>
<i>Total number of speed-related MVCs:</i>	<b>3</b>
<i>Total number of traffic citations:</i>	<b>378</b>
<i>Total number of DUI citations issued in FY11:</i>	<b>47</b>
<i>Total number of speed citations in FY11:</i>	<b>156</b>
<i>Total number of seat belt citations:</i>	<b>50</b>
<i>Total number of CPS citations:</i>	<b>0</b>
<i>Total number of traffic safety presentations (community/school):</i>	<b>0</b>

**SUMMARY:**

Taos Pueblo reported 0 motor vehicle crash fatalities for FY11.

Motor vehicle crashes were up slightly from 16 in FY10 to 19 in FY11. Of the 19 motor vehicle crashes reported, 42% were alcohol related and 15.8% were speed related. The increase in crashes is attributed to the extreme winter weather conditions during the winter months of 2011.

It was reported that half of the 47 people arrested for DUI during FY11 were convicted. A large number of public intoxication arrests were made that prevented possible DUIs.

During FY11, the Taos Pueblo Highway Safety Program conducted:	<b>5</b> checkpoints
	<b>3</b> saturation patrols

Safety Belt Law: **Primary** (law passed in 1989)  
 Tribal BAC Law: **.08**  
 Traffic Statistics Software: **Sleuth**

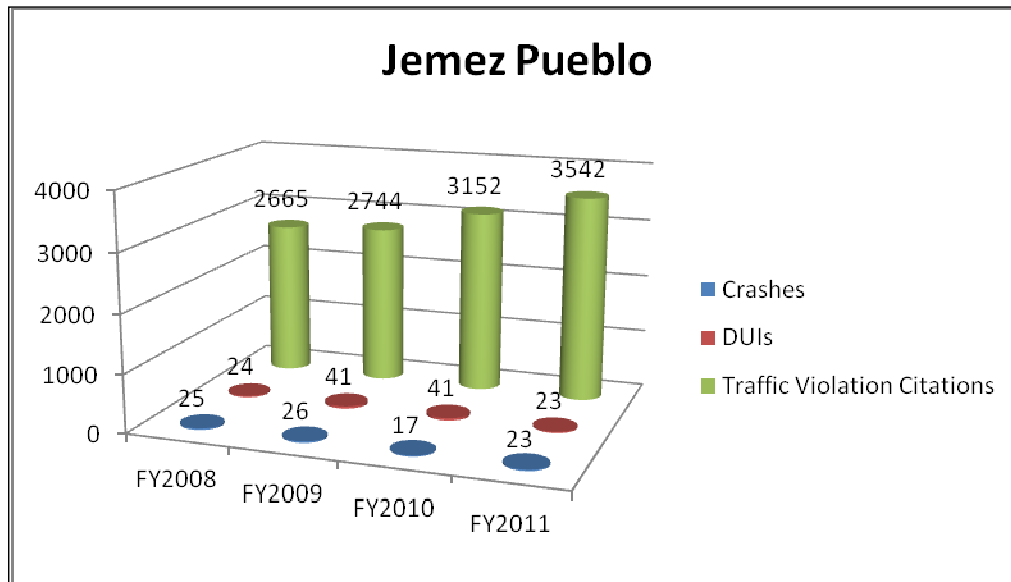
## PT-11-13 – Jemez Pueblo (New Mexico)

Reservation Population: 1,958

Land Base: 89,619 acres

Road Miles: 94

This project was funded for one (1) full-time Highway Safety Officers.



### PERFORMANCE MEASURE:

1. To reduce motor vehicle crashes by 15% from the FY09 number of 23 to 19 by the end of FY11.

**Total number of motor vehicle crashes in FY11 (Oct 1, 2010 – Sept 30, 2011): 23**

<b>Total number of MVC fatalities:</b>	<b>0</b>
<b>Total number of alcohol-related MVC fatalities:</b>	<b>0</b>
<b>Total number of speed-related MVC fatalities:</b>	<b>0</b>
<b>Total number of MVC fatalities with .08+ BAC:</b>	<b>0</b>
<b>Total number of MVC fatalities with driver &lt; age 20:</b>	<b>0</b>
<b>Of total number of MVC fatalities, how many used seat belt:</b>	<b>0</b>
<b>Total number of motorcycle fatalities:</b>	<b>0</b>
<b>Total number of un-helmeted motorcycle fatalities:</b>	<b>0</b>
<b>Total number of pedestrian fatalities:</b>	<b>0</b>
<b>Total number of motor vehicle crashes:</b>	<b>23</b>
<b>Total number of injury MVCs:</b>	<b>0</b>
<b>Total number of alcohol-related MVCs:</b>	<b>2</b>

<b>Total number of speed-related MVCs:</b>	<b>3</b>
<b>Total number of traffic citations:</b>	<b>3,542</b>
<b>Total number of DUI citations issued in FY11:</b>	<b>23</b>
<b>Total number of speed citations in FY11:</b>	<b>2,605</b>
<b>Total number of seat belt citations:</b>	<b>84</b>
<b>Total number of CPS citations:</b>	<b>34</b>
<b>Total number of traffic safety presentations (community/school):</b>	<b>6</b>

**SUMMARY:**

The overall number of crashes remained the same with 23 crashes in both FY10 and FY11. All 23 crashes were property damage only, no injury or fatality crashes were reported during FY11. It is attributed to strict enforcement of the speed limits on the state roads that run through the Jemez Pueblo.

DUI arrests were down slightly; however, overall traffic violation citations increased by 11.2% from 3,152 in FY10 to 3,542 in FY11.

During FY11, the Jemez Pueblo Highway Safety Program conducted: **2 checkpoints**  
**70 saturation patrols**

Safety Belt Law: **Primary** (law passed in 2003)  
Tribal BAC Law: **.08**  
Traffic Statistics Software: **CISCO** traffic records software

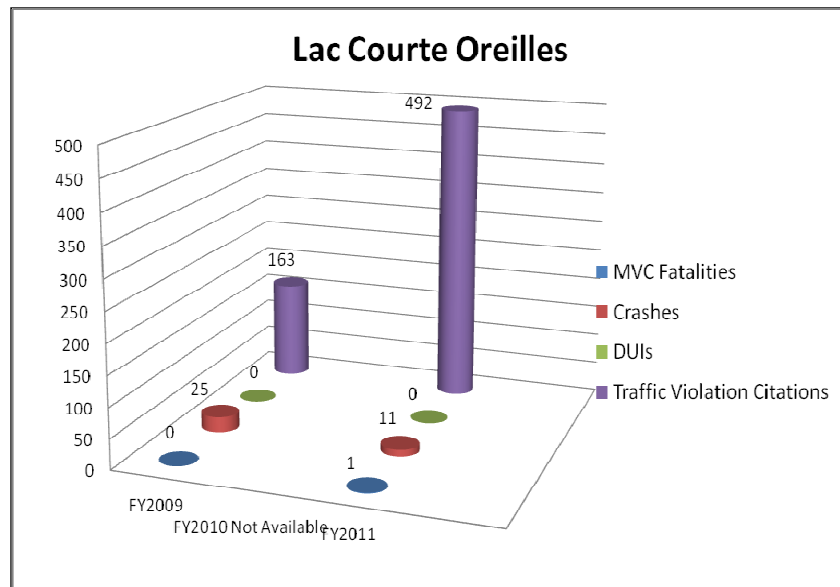
## PT-11-14 Lac Courte Oreilles (Wisconsin)

Reservation Population: 2,886

Land Base: 48,000 acres

Road Miles: 319

This project was funded for one (1) full-time Highway Safety Officer.



### PERFORMANCE MEASURES:

- To maintain the number of motor vehicle related fatalities at 0 through the end of FY11.

**Total number of motor vehicle crash fatalities in FY11 (Oct 1, 2010 – Sept 30, 2011): 1**

- To reduce motor vehicle injury and non-injury crashes by 20% from the FY09 number of 25 to 20 by the end of FY11.

**Total number of motor vehicle injury and non-injury crashes in FY11: 11**

<b>Total number of MVC fatalities:</b>	<b>1</b>
<b>Total number of alcohol-related MVC fatalities:</b>	<b>0</b>
<b>Total number of speed-related MVC fatalities:</b>	<b>0</b>
<b>Total number of MVC fatalities with .08+ BAC:</b>	<b>0</b>
<b>Total number of MVC fatalities with driver &lt; age 20:</b>	<b>0</b>
<b>Of total number of MVC fatalities, how many used seat belt:</b>	<b>0</b>
<b>Total number of motorcycle fatalities:</b>	<b>0</b>
<b>Total number of un-helmeted motorcycle fatalities:</b>	<b>0</b>

<b>Total number of pedestrian fatalities:</b>	<b>0</b>
<b>Total number of motor vehicle crashes:</b>	<b>11</b>
<b>Total number of injury MVCs:</b>	<b>4</b>
<b>Total number of alcohol-related MVCs:</b>	<b>3</b>
<b>Total number of speed-related MVCs:</b>	<b>4</b>
<b>Total number of traffic citations:</b>	<b>492</b>
<b>Total number of DUI citations issued in FY11:</b>	<b>43</b>
<b>Total number of speed citations in FY11:</b>	<b>128</b>
<b>Total number of seat belt citations:</b>	<b>66</b>
<b>Total number of CPS citations:</b>	<b>1</b>
<b>Total number of traffic safety presentations (community/school):</b>	<b>3</b>

**SUMMARY:**

The Lac Courte Oreilles Highway Safety project reported 1 motor vehicle crash fatality. A 24 year old female was killed in a one vehicle roll-over. No alcohol was involved.

11 motor vehicle crashes were reported, a reduction from 25 in FY09. It is felt that having the Highway Safety Officer visible on the roadways contributed to the lower number.

The Highway Safety Officer was a certified Child Passenger Safety Technician and participated in several Child Passenger Safety events throughout the project year.

During FY11, the Lac Courte Oreilles Highway Safety Program conducted: **0** checkpoints  
**3** saturation patrols

Safety Belt Law: **Primary** (law passed June 30, 2009)

Tribal BAC Law: **.08**

Traffic Statistics Software: **Sleet**

## AL-11-15 - Fort Peck Tribe (Montana)

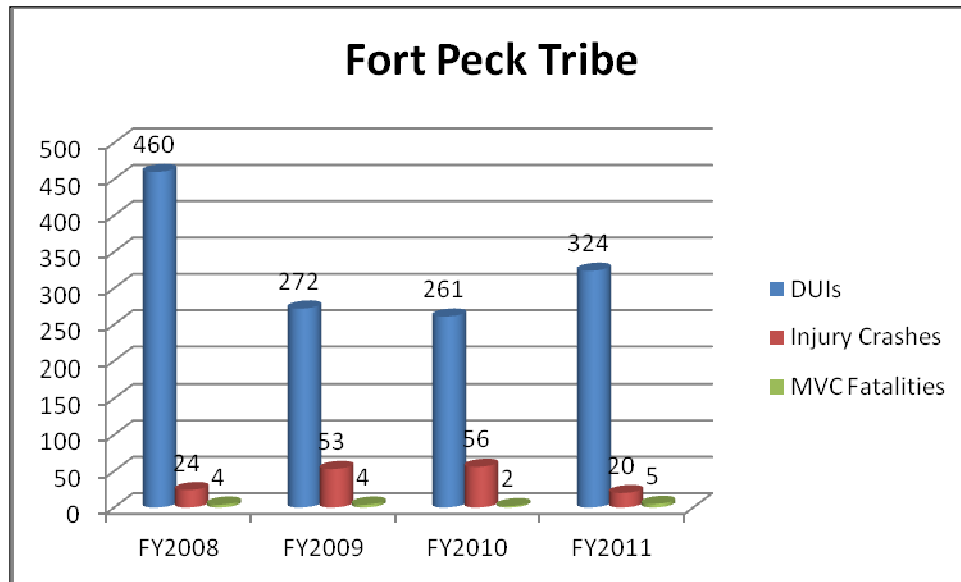
Reservation Population: 10,321

Land Base: 937,047 acres

Road Miles: 801

This project was funded for four (4) full-time Highway Safety Officers.

Law Enforcement: Tribal



### PERFORMANCE MEASURES:

1. To reduce motor vehicle related fatalities on the Fort Peck Reservation by 50% from the FY09 number of 4 to 2 by the end of FY11.

**Total number of motor vehicle crash fatalities in FY11 (Oct 1 2010 – Sept 30, 2011): 5**

2. To decrease the number of motor vehicle injury crashes by 20% from the FY09 number of 53 to 42 by the end of FY11.

**Total number of motor vehicle injury crashes in FY11: 20**

<b>Total number of MVC fatalities:</b>	<b>5</b>
<b>Total number of alcohol-related MVC fatalities:</b>	<b>3</b>
<b>Total number of speed-related MVC fatalities:</b>	<b>2</b>
<b>Total number of MVC fatalities with .08+ BAC:</b>	<b>0</b>
<b>Total number of MVC fatalities with driver &lt; age 20:</b>	<b>0</b>
<b>Of total number of MVC fatalities, how many used seat belt:</b>	<b>2</b>

<b>Total number of motorcycle fatalities:</b>	<b>0</b>
<b>Total number of un-helmeted motorcycle fatalities:</b>	<b>0</b>
<b>Total number of pedestrian fatalities:</b>	<b>0</b>
<b>Total number of motor vehicle crashes:</b>	<b>72</b>
<b>Total number of injury MVCs:</b>	<b>20</b>
<b>Total number of alcohol-related MVCs:</b>	<b>27</b>
<b>Total number of speed-related MVCs:</b>	<b>1</b>
<b>Total number of traffic citations:</b>	<b>1,924</b>
<b>Total number of DUI citations issued in FY11:</b>	<b>324</b>
<b>Total number of speed citations in FY11:</b>	<b>258</b>
<b>Total number of seat belt citations:</b>	<b>290</b>
<b>Total number of CPS citations:</b>	<b>46</b>
<b>Total number of traffic safety presentations (community/school):</b>	<b>5</b>

**SUMMARY:**

The Fort Peck Highway Safety project reported an increase in motor vehicle crash fatalities from the FY10 number of 2 to 5 in FY11. In FY11, 60% of the MVC fatalities were alcohol related, 40% involved excessive speed and 40% were using seat belts.

Injury crashes decreased significantly from 56 in FY10, to 20 in FY11. DUIs also increased from 261 in FY10, to 324 in FY11.

The Highway Safety Officers reported conducting 5 community and/or school traffic safety presentations in FY11. They also used the BAT Mobile during multi-jurisdictional checkpoints.

During FY11, the Fort Peck Highway Safety Program conducted: **33** checkpoints  
**50** saturation patrols

Safety Belt Law: **Primary** (law passed in March of 2009)

Tribal BAC Law: **.08**

Traffic Statistics Software: **CISCO** software system is used to collect traffic statistics



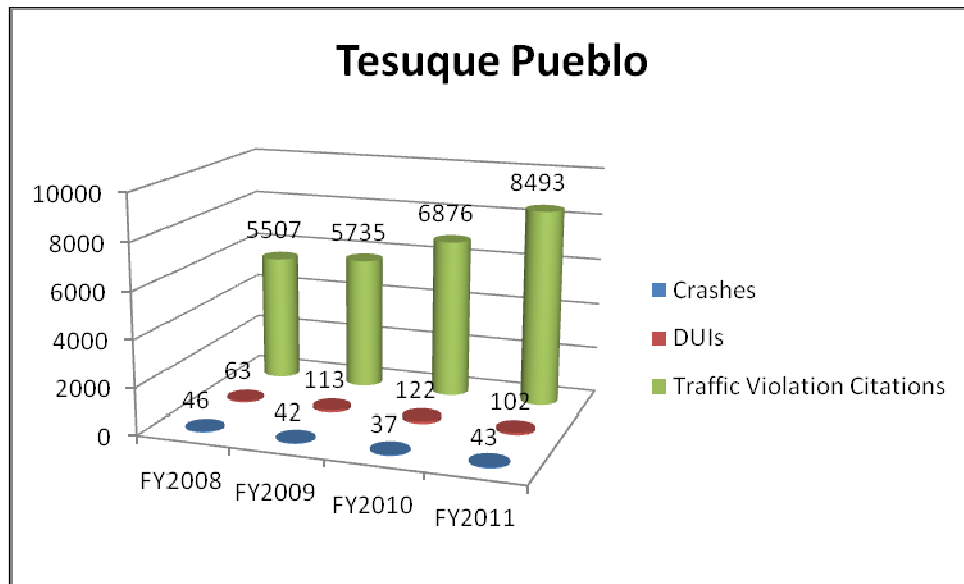
## PT-11-16 – Tesuque Pueblo (New Mexico)

Reservation Population: 880

Land Base: 17,000 acres

Road Miles: 20

This project was funded for two (2) full-time Highway Safety Officers.



### PERFORMANCE MEASURES:

- To reduce motor vehicle crashes by 15% from the 2009 number of 33 to 28 by the end of FY11.

**Total number of motor vehicle crashes in FY10: 43**

<b>Total number of MVC fatalities:</b>	<b>0</b>
<b>Total number of alcohol-related MVC fatalities:</b>	<b>0</b>
<b>Total number of speed-related MVC fatalities:</b>	<b>0</b>
<b>Total number of MVC fatalities with .08+ BAC:</b>	<b>0</b>
<b>Total number of MVC fatalities with driver &lt; age 20:</b>	<b>0</b>
<b>Of total number of MVC fatalities, how many used seat belt:</b>	<b>0</b>
<b>Total number of motorcycle fatalities:</b>	<b>0</b>
<b>Total number of un-helmeted motorcycle fatalities:</b>	<b>0</b>
<b>Total number of pedestrian fatalities:</b>	<b>0</b>
<b>Total number of motor vehicle crashes:</b>	<b>43</b>
<b>Total number of injury MVCs:</b>	<b>12</b>
<b>Total number of alcohol-related MVCs:</b>	<b>4</b>

<i>Total number of speed-related MVCs:</i>	<b>0</b>
<i>Total number of traffic citations:</i>	<b>8,493</b>
<i>Total number of DUI citations issued in FY11:</i>	<b>102</b>
<i>Total number of speed citations in FY11:</i>	<b>4,102</b>
<i>Total number of seat belt citations:</i>	<b>138</b>
<i>Total number of CPS citations:</i>	<b>46</b>
<i>Total number of traffic safety presentations (community/school):</i>	<b>1</b>

**SUMMARY:**

Tesuque reported 43 motor vehicle crashes during FY11. Of the 43 crashes there were 0 fatalities, 30 were non-injury crashes and 13 were injury crashes. Of the 13 injury crashes, 3 involved alcohol.

Traffic citations increased significantly from 6,876 in FY10 to 8,493 in FY11.

During FY11, the Tesuque Highway Safety Program conducted:      **5 checkpoints**  
    **9 saturation patrols**

Safety Belt Law: **Primary**

Tribal BAC Law: **.08**

Traffic Statistics Software: **TRACS** software received from the State of New Mexico. Tesuque Pueblo reports traffic statistics to the State.

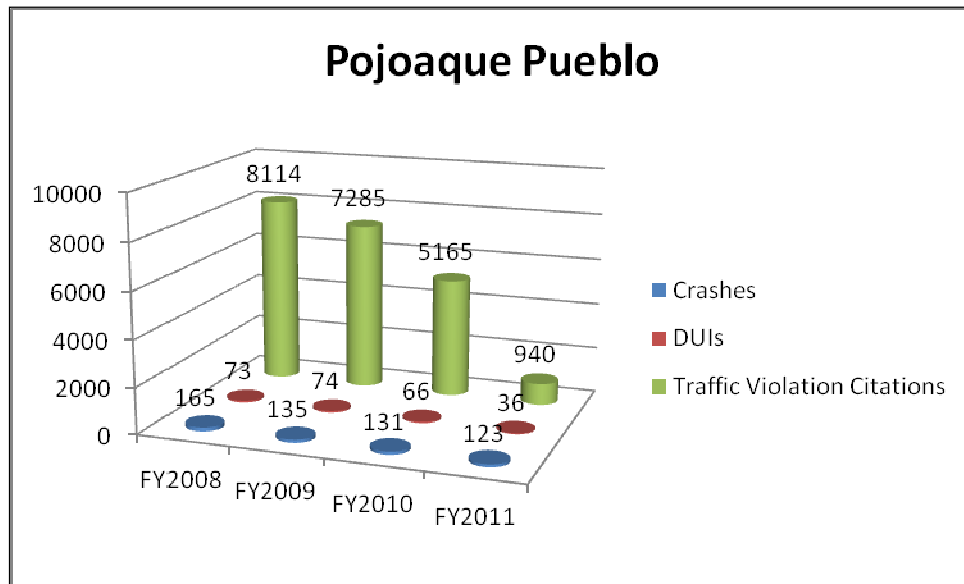
## PT-11-17 – Pojoaque Pueblo (New Mexico)

Reservation Population: 2,712

Land Base: 12,005 acres

Road Miles: 18

This project was funded for two (2) full-time Highway Safety Officers.



### PERFORMANCE MEASURES:

1. To reduce motor vehicle crashes by 15% from the 2009 number of 128 to 110 by the end of FY11.

**Total number of motor vehicle crashes in FY10: 123**

<b>Total number of MVC fatalities:</b>	<b>0</b>
<b>Total number of alcohol-related MVC fatalities:</b>	<b>0</b>
<b>Total number of speed-related MVC fatalities:</b>	<b>0</b>
<b>Total number of MVC fatalities with .08+ BAC:</b>	<b>0</b>
<b>Total number of MVC fatalities with driver &lt; age 20:</b>	<b>0</b>
<b>Of total number of MVC fatalities, how many used seat belt:</b>	<b>0</b>
<b>Total number of motorcycle fatalities:</b>	<b>0</b>
<b>Total number of un-helmeted motorcycle fatalities:</b>	<b>0</b>
<b>Total number of pedestrian fatalities:</b>	<b>0</b>
<b>Total number of motor vehicle crashes:</b>	<b>123</b>
<b>Total number of injury MVCs:</b>	<b>15</b>
<b>Total number of alcohol-related MVCs:</b>	<b>3</b>

<b>Total number of speed-related MVCs:</b>	<b>3</b>
<b>Total number of traffic citations:</b>	<b>940</b>
<b>Total number of DUI citations issued in FY11:</b>	<b>36</b>
<b>Total number of speed citations in FY11:</b>	<b>602</b>
<b>Total number of seat belt citations:</b>	<b>27</b>
<b>Total number of CPS citations:</b>	<b>0</b>
<b>Total number of traffic safety presentations (community/school):</b>	<b>16</b>

**SUMMARY:**

The Pojoaque Pueblo Highway Safety Program reported 123 motor vehicle crashes in FY11. Of the 123 motor vehicle crashes, 15 were injury crashes, 3 were alcohol related and 3 were speed related.

Traffic citations declined significantly from 5,165 in FY10 to 940 in FY11. There was no explanation included in the project annual report.

During FY11, the Pojoaque Highway Safety Program conducted:     **0** checkpoints  
  **25** saturation patrols

Safety Belt Law: **Primary** (law passed in April 1998)

Tribal BAC Law: **.08**

Traffic Statistics Software: **None (manual).**

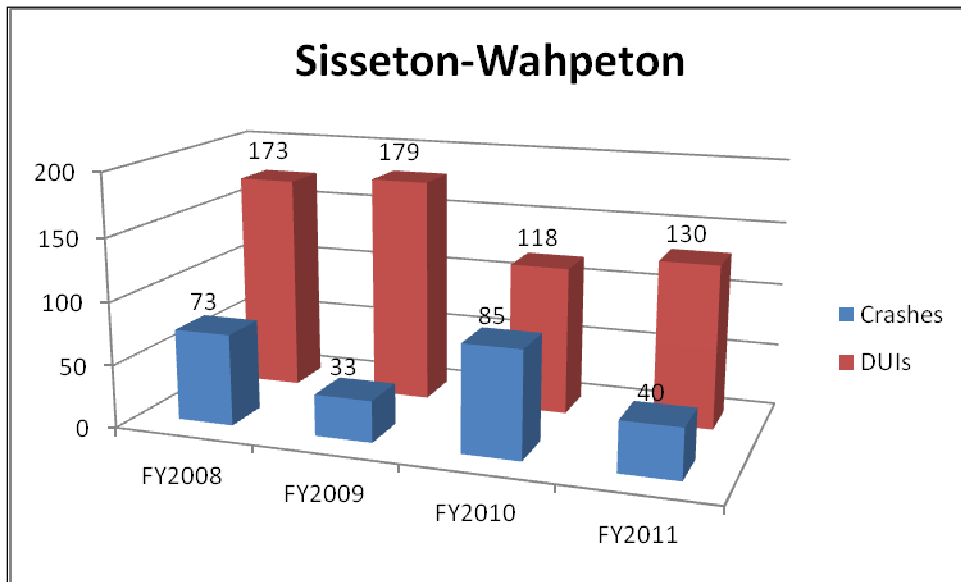
## PT-11-18 – Sisseton-Wahpeton Sioux Tribe (South Dakota)

Reservation Population: 10,408

Land Base: 107,903 acres

Road Miles: 924

This project was funded for one (1) full-time Highway Safety Officer.



### PERFORMANCE MEASURES:

1. To reduce motor vehicle crashes by 15% from the FY09 number of 33 to 28 by the end of FY11.

**Total number of motor vehicle crashes in FY11 (Oct 1, 2010 – Sept 30, 2011): 40**

<b>Total number of MVC fatalities:</b>	<b>2</b>
<b>Total number of alcohol-related MVC fatalities:</b>	<b>1</b>
<b>Total number of speed-related MVC fatalities:</b>	<b>0</b>
<b>Total number of MVC fatalities with .08+ BAC:</b>	<b>1</b>
<b>Total number of MVC fatalities with driver &lt; age 20:</b>	<b>0</b>
<b>Of total number of MVC fatalities, how many used seat belt:</b>	<b>0</b>
<b>Total number of motorcycle fatalities:</b>	<b>0</b>
<b>Total number of un-helmeted motorcycle fatalities:</b>	<b>0</b>
<b>Total number of pedestrian fatalities:</b>	<b>0</b>
<b>Total number of motor vehicle crashes:</b>	<b>40</b>
<b>Total number of injury MVCs:</b>	<b>5</b>
<b>Total number of alcohol-related MVCs:</b>	<b>7</b>
<b>Total number of speed-related MVCs:</b>	<b>0</b>

<b>Total number of traffic citations:</b>	<b>1,256</b>
<b>Total number of DUI citations issued in FY11:</b>	<b>130</b>
<b>Total number of speed citations in FY11:</b>	<b>555</b>
<b>Total number of seat belt citations:</b>	<b>103</b>
<b>Total number of CPS citations:</b>	<b>8</b>
<b>Total number of traffic safety presentations (community/school):</b>	<b>3</b>

**SUMMARY:**

The Sisseton-Wahpeton Highway Safety Program reported a total of 40 motor vehicle crashes in FY11, a significant decline from 85 in FY10.

DUIs increased from 118 in FY10 to 130 in FY11. A total of 1,256 traffic citations were issued in FY11. Of these traffic citations, 555 were issued for speed.

During FY11, the Sisseton-Wahpeton Highway Safety Program conducted: **7** checkpoints  
**2** saturation patrols

Safety Belt Law: **Primary** law passed in May 1994.

Tribal BAC Law: **.10**

Traffic Statistics Software: **None (manual).**

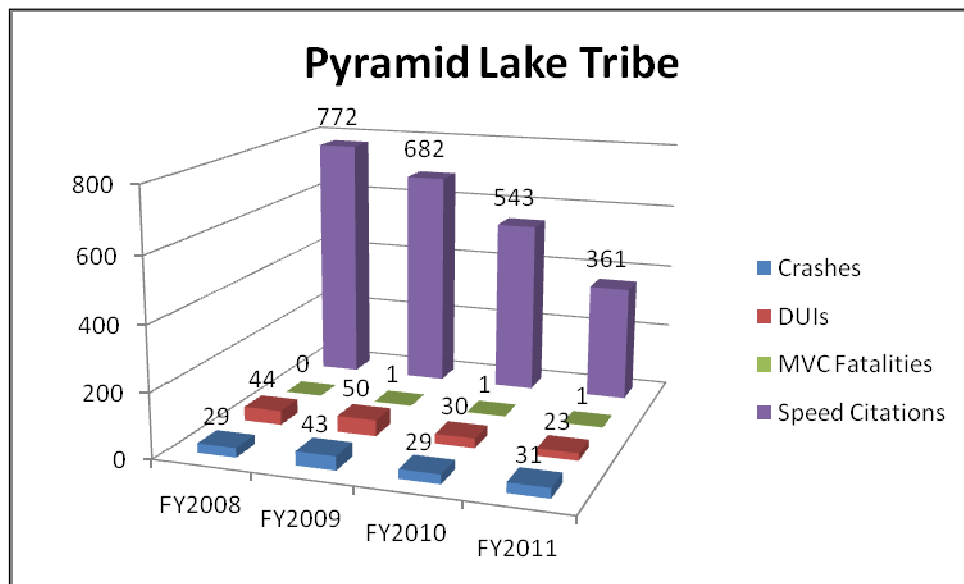
## PT-11-19 – Pyramid Lake Tribe (Nevada)

Reservation Population: 1,734

Land Base: 479,742 acres

Road Miles: 229

This project was funded for two (2) full-time Highway Safety Officers.



### PERFORMANCE MEASURES:

1. To maintain the number of motor vehicle crash fatalities at the FY08 number of 1, or less, by the end of FY11.

**Total number of motor vehicle crash fatalities in FY11 (Oct 1, 2010 – Sept 30, 2011): 1**

2. To reduce the number of motor vehicle injury crashes by 15% from the FY09 number of 43 to 36 by the end of FY11.

**Total number of motor vehicle injury crashes in FY11: 31**

**Total number of MVC fatalities: 1**

**Total number of alcohol-related MVC fatalities: 1**

**Total number of speed-related MVC fatalities: 1**

**Total number of MVC fatalities with .08+ BAC: 1**

**Total number of MVC fatalities with driver < age 20: 0**

**Of total number of MVC fatalities, how many used seat belt: 0**

**Total number of motorcycle fatalities: 0**

<b>Total number of un-helmeted motorcycle fatalities:</b>	<b>0</b>
<b>Total number of pedestrian fatalities:</b>	<b>0</b>
<b>Total number of motor vehicle crashes:</b>	<b>31</b>
<b>Total number of injury MVCs:</b>	<b>11</b>
<b>Total number of alcohol-related MVCs:</b>	<b>6</b>
<b>Total number of speed-related MVCs:</b>	<b>15</b>
<b>Total number of traffic citations:</b>	<b>484</b>
<b>Total number of DUI citations issued in FY11:</b>	<b>23</b>
<b>Total number of speed citations in FY11:</b>	<b>361</b>
<b>Total number of seat belt citations:</b>	<b>9</b>
<b>Total number of CPS citations:</b>	<b>1</b>
<b>Total number of traffic safety presentations (community/school):</b>	<b>1</b>

**SUMMARY:**

The Pyramid Lake Highway Safety Program maintained motor vehicle crash fatalities at 1 in FY11. The 1 fatality was both alcohol and speed related with a BAC of +.08%.

Speed and DUI citations were down in FY11 and this was felt to be the result of the poor economic situation, high visibility of officers patrolling the roadways and a much lower motor vehicle visitor rate than in previous years.

During FY11, the Pyramid Lake Highway Safety Program conducted: **1** checkpoints  
**44** saturation patrols

Safety Belt Law: **Not Reported**  
 Tribal BAC Law: **.10**  
 Traffic Statistics Software: **Expediter and MS Word**



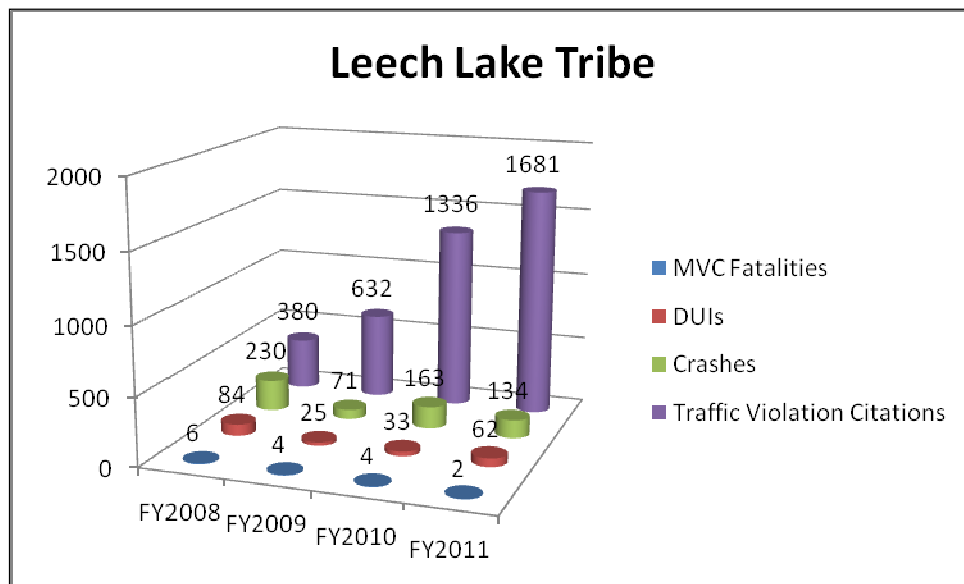
## PT-11-20 – Leech Lake Tribe (Minnesota)

Reservation Population: 10,205

Land Base: 677,099 acres

Road Miles: 860

This project was funded for one (1) full-time Highway Safety Officer.



### PERFORMANCE MEASURES:

1. To reduce the number of motor vehicle crash fatalities by 50% from the FY09 number of 4 to 2 by the end of FY11.

**Total number of motor vehicle crash fatalities in FY11 (Oct 1, 2010 – Sept 30, 2011): 2**

2. To reduce the number of motor vehicle crashes by 15% from the FY09 number of 78 to 66 by the end of FY11.

**Total number of motor vehicle crashes in FY11: 134**

<b>Total number of MVC fatalities:</b>	<b>2</b>
<b>Total number of alcohol-related MVC fatalities:</b>	<b>0</b>
<b>Total number of speed-related MVC fatalities:</b>	<b>0</b>
<b>Total number of MVC fatalities with .08+ BAC:</b>	<b>0</b>
<b>Total number of MVC fatalities with driver &lt; age 20:</b>	<b>0</b>
<b>Of total number of MVC fatalities, how many used seat belt:</b>	<b>0</b>
<b>Total number of motorcycle fatalities:</b>	<b>0</b>

<b>Total number of un-helmeted motorcycle fatalities:</b>	<b>0</b>
<b>Total number of pedestrian fatalities:</b>	<b>0</b>
<b>Total number of motor vehicle crashes:</b>	<b>134</b>
<b>Total number of injury MVCs:</b>	<b>50</b>
<b>Total number of alcohol-related MVCs:</b>	<b>8</b>
<b>Total number of speed-related MVCs:</b>	<b>4</b>
<b>Total number of traffic citations:</b>	<b>1,681</b>
<b>Total number of DUI citations issued in FY11:</b>	<b>62</b>
<b>Total number of speed citations in FY11:</b>	<b>1,226</b>
<b>Total number of seat belt citations:</b>	<b>42</b>
<b>Total number of CPS citations:</b>	<b>9</b>
<b>Total number of traffic safety presentations (community/school):</b>	<b>8</b>

**SUMMARY:**

The Leech Lake Highway Safety Program reported 2 motor vehicle crash fatalities in FY11, of which neither was wearing a seat belt. This was a decrease from 4 motor vehicle crash fatalities in FY10.

Overall motor vehicle crashes were reduced by 21.7% from 163 in FY10 to 134 in FY11.

DUI arrests increased by 87.9% from 33 in FY10 to 62 in FY11

During FY11, the Leech Lake Highway Safety Program conducted: **5** checkpoints  
**10** saturation patrols

Safety Belt Law: **Secondary**

Tribal BAC Law: **.08**

Traffic Statistics Software: **Law Enforcement Technologies Group**

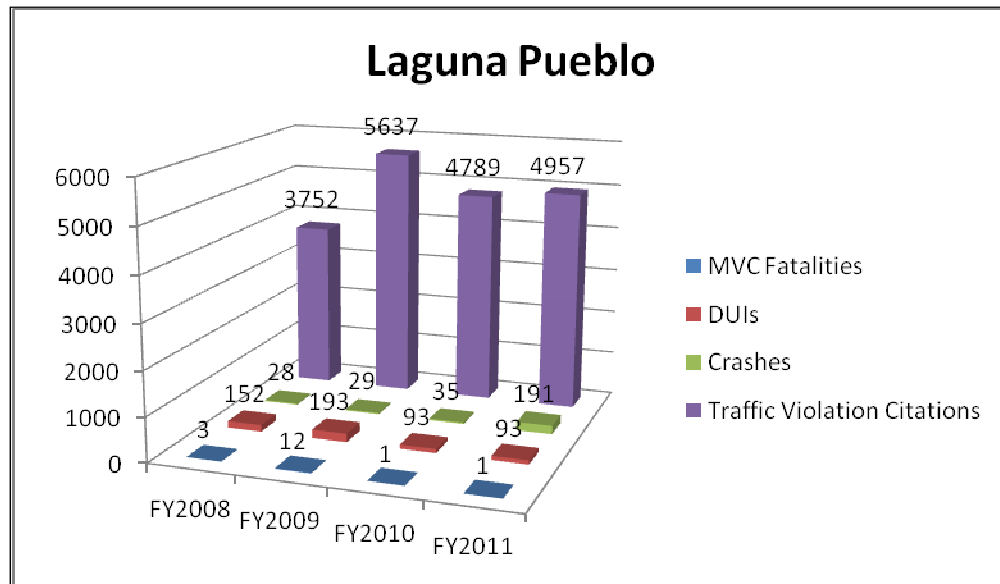
## T-11-21 – Laguna Pueblo (New Mexico)

Reservation Population: 3,815

Land Base: 495,443 acres

Road Miles: 353

This project was funded for two (2) full-time Highway Safety Officers.



### PERFORMANCE MEASURES:

1. To maintain the number of motor vehicle crash fatalities at 0 by the end of FY10.

**Total number of motor vehicle crash fatalities in FY11 (Oct 1, 2010 – Sept 30, 2011): 1**

2. To reduce the number of motor vehicle injury crashes by 20% from the FY09 number of 39 to 31 by the end of FY11.

**Total number of motor vehicle injury crashes in FY11: 30**

<b>Total number of MVC fatalities:</b>	<b>1</b>
<b>Total number of alcohol-related MVC fatalities:</b>	<b>0</b>
<b>Total number of speed-related MVC fatalities:</b>	<b>0</b>
<b>Total number of MVC fatalities with .08+ BAC:</b>	<b>0</b>
<b>Total number of MVC fatalities with driver &lt; age 20:</b>	<b>1</b>
<b>Of total number of MVC fatalities, how many used seat belt:</b>	<b>0</b>
<b>Total number of motorcycle fatalities:</b>	<b>0</b>
<b>Total number of un-helmeted motorcycle fatalities:</b>	<b>0</b>
<b>Total number of pedestrian fatalities:</b>	<b>0</b>

<b>Total number of motor vehicle crashes:</b>	<b>191</b>
<b>Total number of injury MVCs:</b>	<b>30</b>
<b>Total number of alcohol-related MVCs:</b>	<b>11</b>
<b>Total number of speed-related MVCs:</b>	<b>42</b>
<b>Total number of traffic citations:</b>	<b>4,957</b>
<b>Total number of DUI citations issued in FY11:</b>	<b>93</b>
<b>Total number of speed citations in FY11:</b>	<b>2,879</b>
<b>Total number of seat belt citations:</b>	<b>57</b>
<b>Total number of CPS citations:</b>	<b>51</b>
<b>Total number of traffic safety presentations (community/school):</b>	<b>2</b>

**SUMMARY:**

The 1 motor vehicle crash fatality occurred on I-40 during the early morning hours. The driver fell asleep while driving, crossed the opposing lane and rolled the vehicle. Her 1 year old daughter died at the scene.

Laguna Pueblo Highway Safety Program reported 210 motor vehicle crashes in FY10 and 191 in FY11, a reduction of 11%. There was a very slight increase in overall traffic citations in FY11 and DUI arrests remained constant at 93.

During FY11, the Laguna Pueblo Highway Safety Program conducted: **5** checkpoints  
**233** saturation patrols

Safety Belt Law: **Primary** (passed in December 2000)

Tribal BAC Law: **.08**

Traffic Statistics Software: **Sleuth**

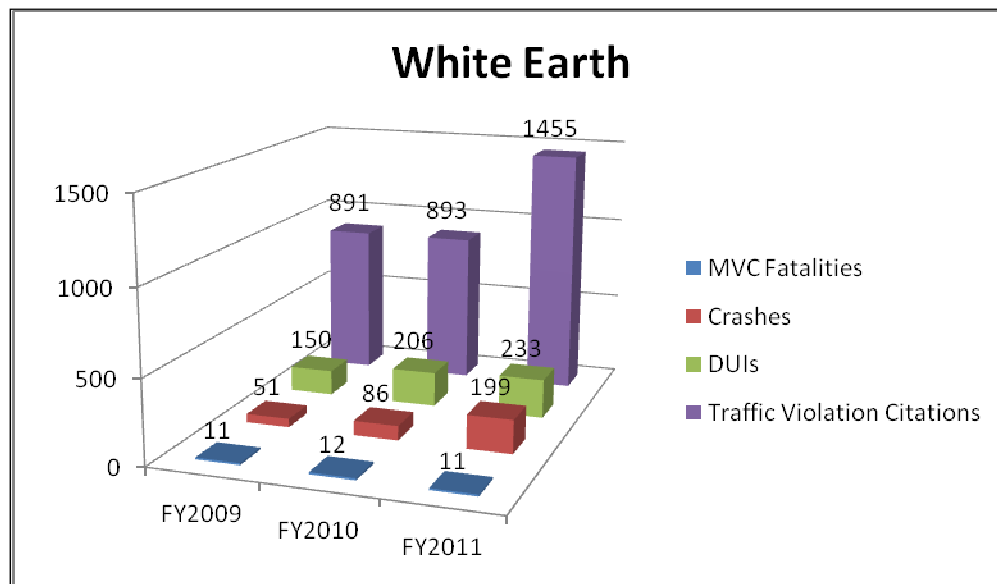
## PT-11-22 – White Earth Tribe (Minnesota)

Reservation Population: 9,192

Land Base: 837,425 acres

Road Miles: 1,408

This project was funded for two (2) full-time Highway Safety Officers.



### PERFORMANCE MEASURES:

1. To reduce the number of motor vehicle crash fatalities by 50% from the FY09 number of 15 to 7 by the end of FY11.

**Total number of motor vehicle crash fatalities in FY11 (Oct 1, 2010 – Sept 30, 2011): 11**

2. To reduce the number of motor vehicle injury crashes by 15% from the FY09 number of 62 to 53 by the end of FY11.

**Total number of motor vehicle injury crashes in FY11: 86**

<b>Total number of MVC fatalities:</b>	<b>11</b>
<b>Total number of alcohol-related MVC fatalities:</b>	<b>8</b>
<b>Total number of speed-related MVC fatalities:</b>	<b>2</b>
<b>Total number of MVC fatalities with .08+ BAC:</b>	<b>8</b>
<b>Total number of MVC fatalities with driver &lt; age 20:</b>	<b>9</b>
<b>Of total number of MVC fatalities, how many used seat belt:</b>	<b>1</b>
<b>Total number of motorcycle fatalities:</b>	<b>1</b>



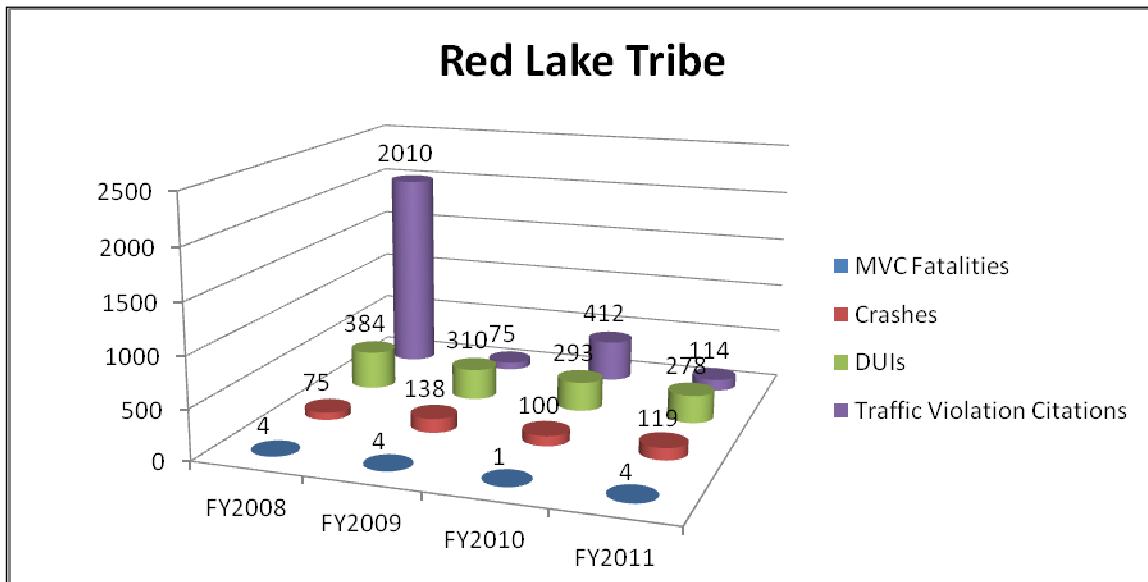
## PT-11-23 – Red Lake Tribe (Minnesota)

Reservation Population: 5,162

Land Base: 806,698 acres

Road Miles: 575

This project was funded for one (1) full-time Highway Safety Officer.



### PERFORMANCE MEASURES:

1. To reduce the number of motor vehicle crash fatalities by 50% from the FY09 number of 2 to 1 by the end of FY11.

**Total number of motor vehicle crash fatalities in FY11 (Oct 1, 2010 – Sept 30, 2011): 4**

2. To reduce the number of motor vehicle crashes by 20% from the FY09 number of 138 to 110 by the end of FY11.

**Total number of motor vehicle crashes in FY11: 119**

<b>Total number of MVC fatalities:</b>	<b>4</b>
<b>Total number of alcohol-related MVC fatalities:</b>	<b>3</b>
<b>Total number of speed-related MVC fatalities:</b>	<b>2</b>
<b>Total number of MVC fatalities with .08+ BAC:</b>	<b>4</b>
<b>Total number of MVC fatalities with driver &lt; age 20:</b>	<b>0</b>
<b>Of total number of MVC fatalities, how many used seat belt:</b>	<b>0</b>
<b>Total number of motorcycle fatalities:</b>	<b>0</b>

<b>Total number of un-helmeted motorcycle fatalities:</b>	<b>0</b>
<b>Total number of pedestrian fatalities:</b>	<b>0</b>
<b>Total number of motor vehicle crashes:</b>	<b>119</b>
<b>Total number of injury MVCs:</b>	<b>33</b>
<b>Total number of alcohol-related MVCs:</b>	<b>24</b>
<b>Total number of speed-related MVCs:</b>	<b>24</b>
<b>Total number of traffic citations:</b>	<b>114</b>
<b>Total number of DUI citations issued in FY11:</b>	<b>278</b>
<b>Total number of speed citations in FY11:</b>	<b>56</b>
<b>Total number of seat belt citations:</b>	<b>20</b>
<b>Total number of CPS citations:</b>	<b>3</b>
<b>Total number of traffic safety presentations (community/school):</b>	<b>1</b>

During FY11, the Red Lake Highway Safety Program conducted: **11** checkpoints  
**14** saturation patrols

**SUMMARY:**

The Red Lake Highway Safety Program reported 4 motor vehicle crash fatalities of which all were alcohol involved with BACs of .08+.

Overall traffic citations have declined since FY08 with no explanation from the tribe.

Safety Belt Law: **Primary** Law passed in July 2009

Tribal BAC Law: **.08**

Traffic Statistics Software: **SMART**



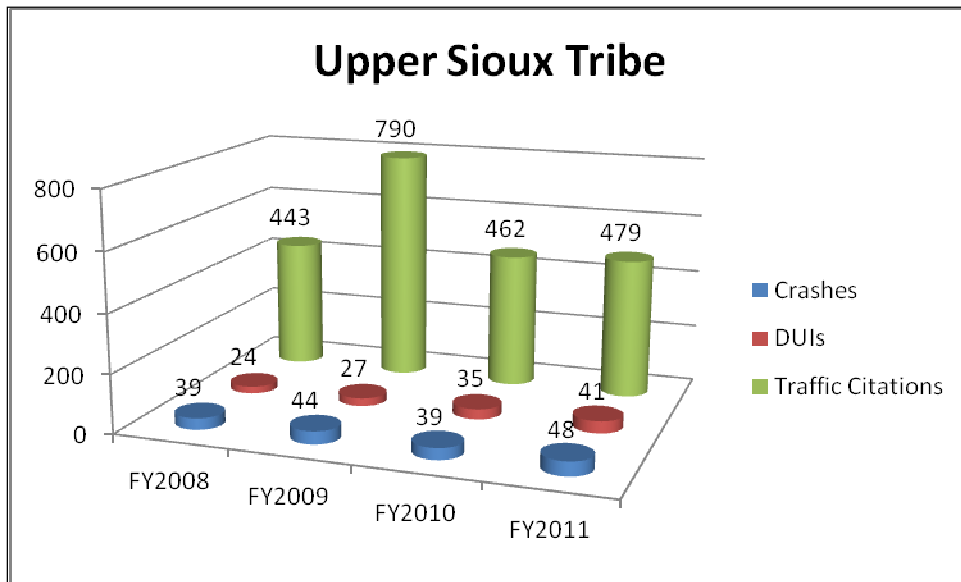
## PT-11-24 – Upper Sioux Tribe (Minnesota)

Reservation Population: 413

Land Base: 1,200.65 acres

Road Miles: 27

This project was funded for one (1) full-time Highway Safety Officer.



### PERFORMANCE MEASURES:

1. To reduce motor vehicle crashes by 20% from the FY09 number of 62 to 49 by the end of FY11.

**Total number of motor vehicle crashes in FY11: 48**

<b>Total number of MVC fatalities:</b>	<b>0</b>
<b>Total number of alcohol-related MVC fatalities:</b>	<b>0</b>
<b>Total number of speed-related MVC fatalities:</b>	<b>0</b>
<b>Total number of MVC fatalities with .08+ BAC:</b>	<b>0</b>
<b>Total number of MVC fatalities with driver &lt; age 20:</b>	<b>0</b>
<b>Of total number of MVC fatalities, how many used seat belt:</b>	<b>0</b>
<b>Total number of motorcycle fatalities:</b>	<b>0</b>
<b>Total number of un-helmeted motorcycle fatalities:</b>	<b>0</b>
<b>Total number of pedestrian fatalities:</b>	<b>0</b>
<b>Total number of motor vehicle crashes:</b>	<b>48</b>
<b>Total number of injury MVCs:</b>	<b>17</b>
<b>Total number of alcohol-related MVCs:</b>	<b>3</b>
<b>Total number of speed-related MVCs:</b>	<b>4</b>

<b>Total number of traffic citations:</b>	<b>479</b>
<b>Total number of DUI citations issued in FY11:</b>	<b>41</b>
<b>Total number of speed citations in FY11:</b>	<b>284</b>
<b>Total number of seat belt citations:</b>	<b>41</b>
<b>Total number of CPS citations:</b>	<b>13</b>
<b>Total number of traffic safety presentations (community/school):</b>	<b>5</b>

During FY11, the Upper Sioux Highway Safety Program conducted:   **0** checkpoints  
**78** saturation patrols

**SUMMARY:**

The Upper Sioux Highway Safety Program reported 0 motor vehicle crash fatalities in FY11. Motor vehicle crashes increased from 39 in FY10 to 48 in FY11. Of these motor vehicle crashes, 31 were property damage, 4 were major injury and 13 were minor injury crashes.

Upper Sioux reported a 20% increase in drug impaired DUI arrests. The major drugs used by the DUI subjects were marijuana and methamphetamines.

Safety Belt Law: **Primary** (law passed in June 2008)  
 Tribal BAC Law: **.08**  
 Traffic Statistics Software: **Law Enforcement Technology Group (LETG)**

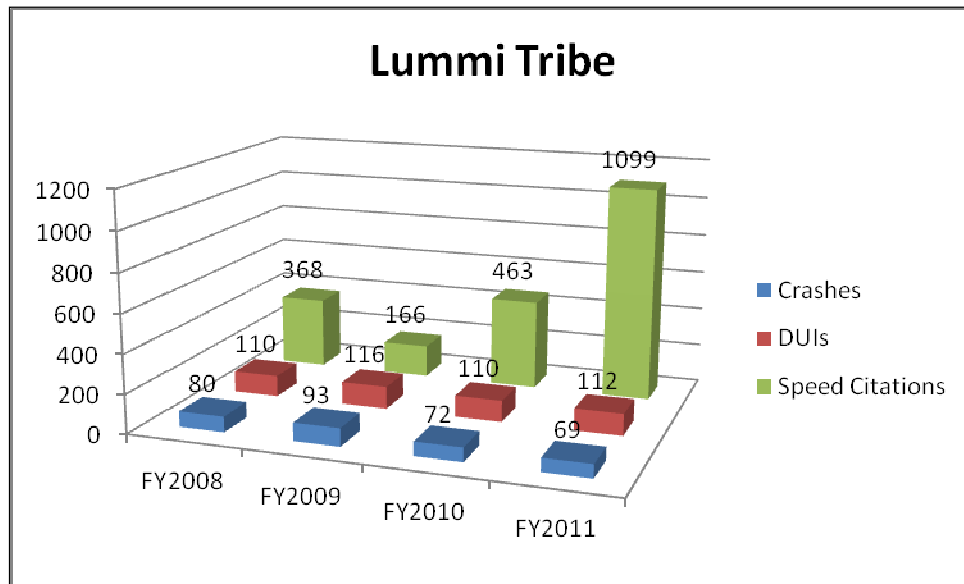
## PT-11-25 – Lummi Tribe (Washington)

Reservation Population: 4,193

Land Base: 12,500 acres

Road Miles: 250

This project was funded for one (1) full-time Highway Safety Officer.



### PERFORMANCE MEASURES:

- To reduce the number of motor vehicle crashes by 15% from the FY09 number of 93 to 55 by the end of FY11.

**Total number of motor vehicle crashes in FY11: 69**

<b>Total number of MVC fatalities:</b>	<b>0</b>
<b>Total number of alcohol-related MVC fatalities:</b>	<b>0</b>
<b>Total number of speed-related MVC fatalities:</b>	<b>0</b>
<b>Total number of MVC fatalities with .08+ BAC:</b>	<b>0</b>
<b>Total number of MVC fatalities with driver &lt; age 20:</b>	<b>0</b>
<b>Of total number of MVC fatalities, how many used seat belt:</b>	<b>0</b>
<b>Total number of motorcycle fatalities:</b>	<b>0</b>
<b>Total number of un-helmeted motorcycle fatalities:</b>	<b>0</b>
<b>Total number of pedestrian fatalities:</b>	<b>0</b>
<b>Total number of motor vehicle crashes:</b>	<b>69</b>
<b>Total number of injury MVCs:</b>	<b>10</b>
<b>Total number of alcohol-related MVCs:</b>	<b>8</b>
<b>Total number of speed-related MVCs:</b>	<b>15</b>

<b>Total number of traffic citations:</b>	<b>1099</b>
<b>Total number of DUI citations issued in FY11:</b>	<b>112</b>
<b>Total number of speed citations in FY11:</b>	<b>411</b>
<b>Total number of seat belt citations:</b>	<b>68</b>
<b>Total number of CPS citations:</b>	<b>0</b>
<b>Total number of traffic safety presentations (community/school):</b>	<b>8</b>

**SUMMARY:**

The Lummi Highway Safety Program reported 0 motor vehicle crash fatalities for FY11. Crash numbers were fairly consistent, with 72 reported in FY10 and 69 in FY11.

Traffic citations increased significantly from 463 in FY10 to 1,099 in FY11, a 137.4% increase.

During FY11, the Lummi Highway Safety Program conducted:      **0** checkpoints  
   **14** saturation patrols

Safety Belt Law: **Primary** (passed in June 2008)

Tribal BAC Law: **.08**

Traffic Statistics Software: **NETRMS**

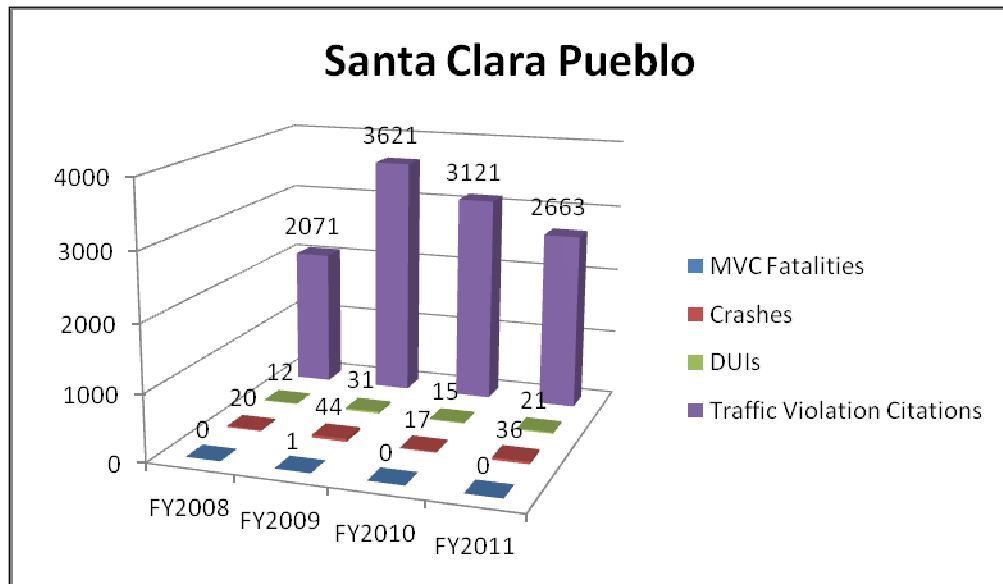
## PT-11-26 – Santa Clara Pueblo (New Mexico)

Reservation Population: 2,794

Land Base: 53,437 acres

Road Miles: 152

This project was funded for two (2) full-time Highway Safety Officers.



### PERFORMANCE MEASURES:

1. To maintain the number of motor vehicle crash fatalities at the FY09 number of 1 by the end of FY11.

**Total number of motor vehicle crash fatalities in FY10 (Oct 1, 2009 – Sept 30, 2010): 0**

<b>Total number of MVC fatalities:</b>	<b>0</b>
<b>Total number of alcohol-related MVC fatalities:</b>	<b>0</b>
<b>Total number of speed-related MVC fatalities:</b>	<b>0</b>
<b>Total number of MVC fatalities with .08+ BAC:</b>	<b>0</b>
<b>Total number of MVC fatalities with driver &lt; age 20:</b>	<b>0</b>
<b>Of total number of MVC fatalities, how many used seat belt:</b>	<b>0</b>
<b>Total number of motorcycle fatalities:</b>	<b>0</b>
<b>Total number of un-helmeted motorcycle fatalities:</b>	<b>0</b>
<b>Total number of pedestrian fatalities:</b>	<b>0</b>
<b>Total number of motor vehicle crashes:</b>	<b>36</b>
<b>Total number of injury MVCs:</b>	<b>2</b>
<b>Total number of alcohol-related MVCs:</b>	<b>2</b>
<b>Total number of speed-related MVCs:</b>	<b>0</b>



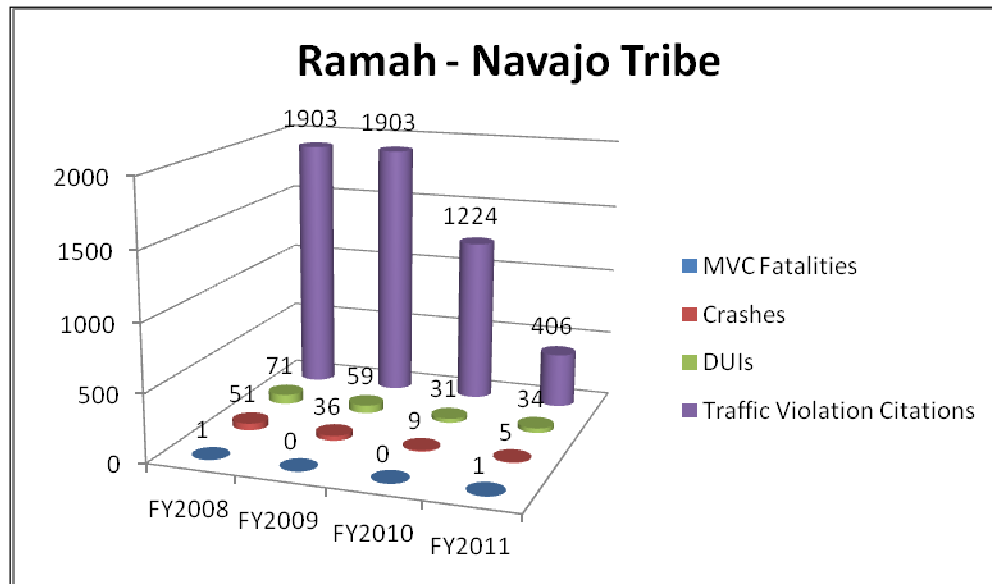
## PT-11-27 – Ramah-Navajo (New Mexico)

Reservation Population: 2,270

Land Base: 147,000 acres

Road Miles: 200

This project was funded for one (1) full-time Highway Safety Officer.



### PERFORMANCE MEASURES:

1. To maintain the FY09 number of motor vehicle crash fatalities at 1 by the end of FY10.

**Total number of motor vehicle crash fatalities in FY11 (Oct 1, 2010 – Sept 30, 2011): 1**

2. To reduce the number of motor vehicle crashes by 20% from the FY09 number of 44 to 35 by the end of FY11.

**Total number of motor vehicle crashes in FY10: 5**

<b>Total number of MVC fatalities:</b>	<b>1</b>
<b>Total number of alcohol-related MVC fatalities:</b>	<b>0</b>
<b>Total number of speed-related MVC fatalities:</b>	<b>0</b>
<b>Total number of MVC fatalities with .08+ BAC:</b>	<b>0</b>
<b>Total number of MVC fatalities with driver &lt; age 20:</b>	<b>0</b>
<b>Of total number of MVC fatalities, how many used seat belt:</b>	<b>0</b>
<b>Total number of motorcycle fatalities:</b>	<b>0</b>

<b>Total number of un-helmeted motorcycle fatalities:</b>	<b>0</b>
<b>Total number of pedestrian fatalities:</b>	<b>1</b>
<b>Total number of motor vehicle crashes:</b>	<b>5</b>
<b>Total number of injury MVCs:</b>	<b>1</b>
<b>Total number of alcohol-related MVCs:</b>	<b>2</b>
<b>Total number of speed-related MVCs:</b>	<b>0</b>
<b>Total number of traffic citations:</b>	<b>1650</b>
<b>Total number of DUI citations issued in FY11:</b>	<b>34</b>
<b>Total number of speed citations in FY11:</b>	<b>1524</b>
<b>Total number of seat belt citations:</b>	<b>95</b>
<b>Total number of CPS citations:</b>	<b>31</b>
<b>Total number of traffic safety presentations (community/school):</b>	<b>1</b>

During FY11, the Ramah-Navajo Highway Safety Program conducted: **6** checkpoints  
**56** saturation patrols

**SUMMARY:**

The Ramah-Navajo Highway Safety Program reported 1 pedestrian death in FY11. The crash involved a vehicle vs. pedestrian, with no alcohol involved. Of the 5 motor vehicle crashes reported, 1 was an injury crash and 2 were alcohol related.

Traffic citation numbers were down significantly in FY11 with no explanation from the Tribe.

Safety Belt Law: **Primary** (passed in May 1988)  
Tribal BAC Law: **.08**  
Traffic Statistics Software: **CRIS and MS Word 07**



## PT-11-28 – Acoma Pueblo (New Mexico)

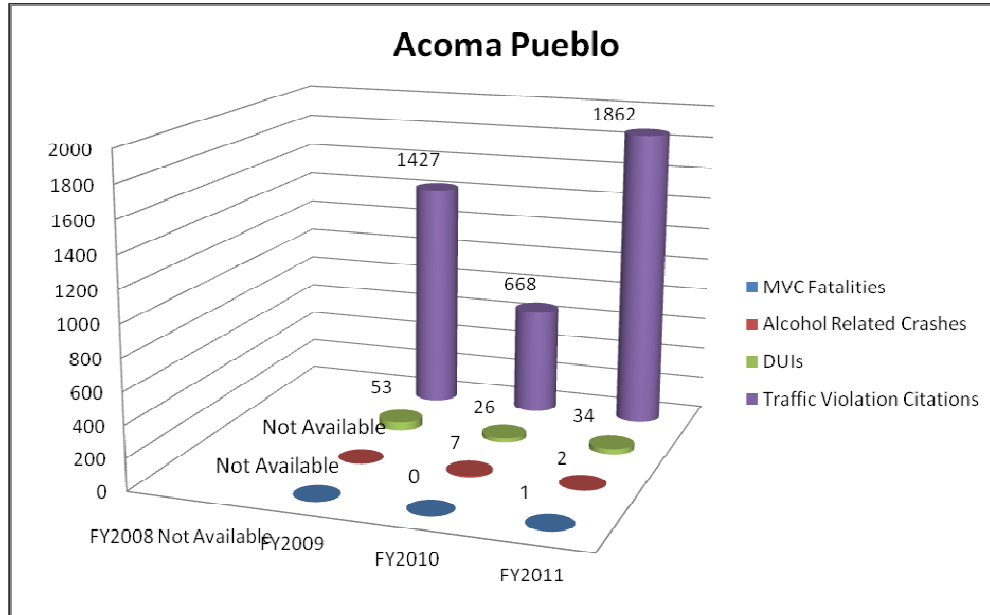
Reservation Population: 16,100

Land Base: 1,525,671 acres

Road Miles: 862

This project was funded for one (1) full-time Highway Safety Officer.

**P**



### PERFORMANCE MEASURES:

- To maintain the number of motor vehicle crash fatalities at the 2009 number of 0 by the end of FY11.

**Total number of motor vehicle crash fatalities in FY11 (Oct 1, 2010 – Sept 30, 2011): 1**

- To reduce the number of motor vehicle crashes by 20% from the 2009 number of 52 to 42 by the end of FY11.

**Total number of motor vehicle crashes in FY11: 32**

<b>Total number of MVC fatalities:</b>	<b>1</b>
<b>Total number of alcohol-related MVC fatalities:</b>	<b>0</b>
<b>Total number of speed-related MVC fatalities:</b>	<b>0</b>
<b>Total number of MVC fatalities with .08+ BAC:</b>	<b>0</b>
<b>Total number of MVC fatalities with driver &lt; age 20:</b>	<b>0</b>
<b>Of total number of MVC fatalities, how many used seat belt:</b>	<b>0</b>
<b>Total number of motorcycle fatalities:</b>	<b>0</b>

<b>Total number of un-helmeted motorcycle fatalities:</b>	<b>0</b>
<b>Total number of pedestrian fatalities:</b>	<b>0</b>
<b>Total number of motor vehicle crashes:</b>	<b>32</b>
<b>Total number of injury MVCs:</b>	<b>5</b>
<b>Total number of alcohol-related MVCs:</b>	<b>2</b>
<b>Total number of speed-related MVCs:</b>	<b>4</b>
<b>Total number of traffic citations:</b>	<b>1862</b>
<b>Total number of DUI citations issued in FY11:</b>	<b>34</b>
<b>Total number of speed citations in FY11:</b>	<b>1426</b>
<b>Total number of seat belt citations:</b>	<b>26</b>
<b>Total number of CPS citations:</b>	<b>0</b>
<b>Total number of traffic safety presentations (community/school):</b>	<b>2</b>

**SUMMARY:**

FY11 was the first year for Acoma to be awarded a highway safety grant. They reported 1 motor vehicle crash fatality for the project year.

Acoma also reported 32 motor vehicle crashes, of which 5 were injury crashes.

Of 1,862 traffic citations issued, the majority (1,426) were for speed.

During FY11, the Acoma Highway Safety Program conducted: **10** checkpoints  
**15** saturation patrols

Safety Belt Law: **Primary**

Tribal BAC Law: **.10**

Traffic Statistics Software: **Sleuth**

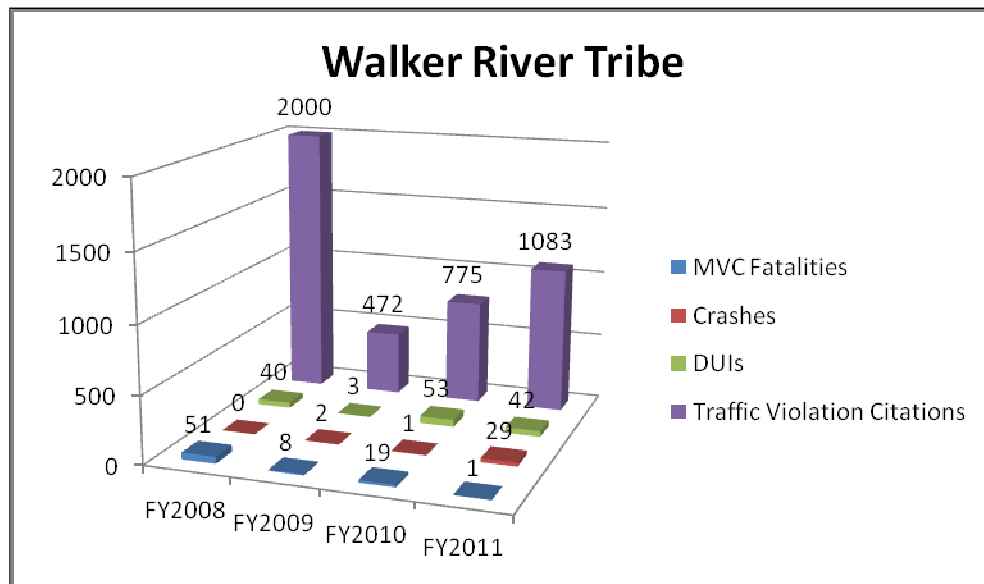
## PT-11-29 – Walker River Tribe (Nevada)

Reservation Population: 1,500

Land Base: 324,000 acres

Road Miles: 174

This project was funded for one (1) full-time Highway Safety Officers.



### PERFORMANCE MEASURES:

1. To reduce the number of motor vehicle crash fatalities by 50% from the FY09 number of 2 to 1 by the end of FY11.

**Total number of motor vehicle crash fatalities in FY11 (Oct 1, 2010 – Sept 30, 2011): 0**

2. To reduce the number of motor vehicle crashes by 20% from the FY09 number of 8 to 6 by the end of FY11.

**Total number of motor vehicle crashes in FY11: 29**

**Total number of MVC fatalities: 0**

**Total number of alcohol-related MVC fatalities: 0**

**Total number of speed-related MVC fatalities: 0**

**Total number of MVC fatalities with .08+ BAC: 0**

**Total number of MVC fatalities with driver < age 20: 0**

**Of total number of MVC fatalities, how many used seat belt: 0**

**Total number of motorcycle fatalities: 0**



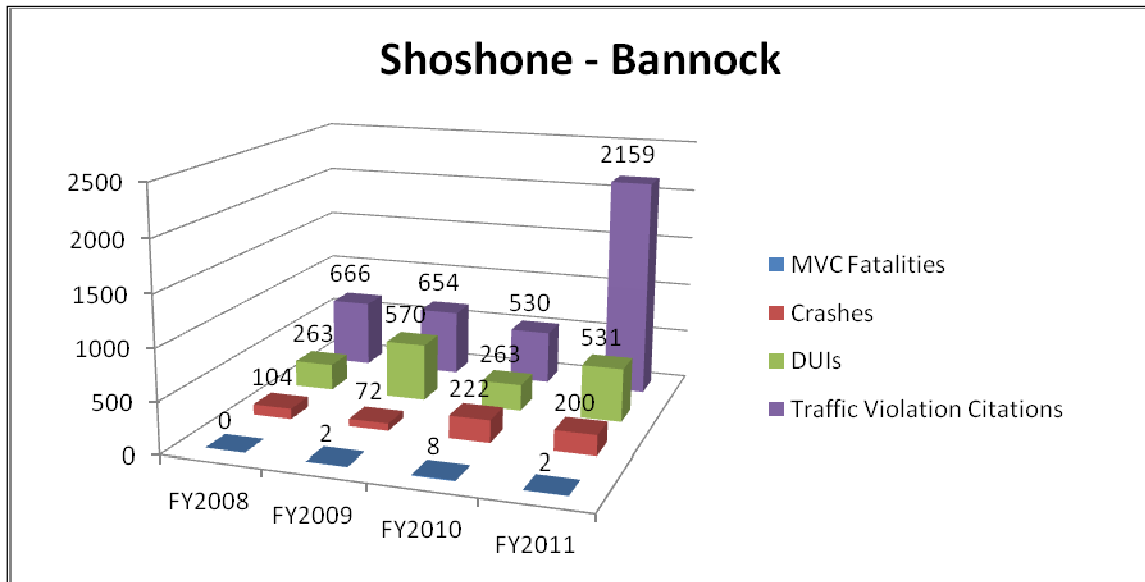
## PT-11-31 – Shoshone-Bannock (Idaho)

Reservation Population: 8,700

Land Base: 544,000 acres

Road Miles: 534

This project was funded for two (2) full-time Highway Safety Officers.



### PERFORMANCE MEASURES:

1. To reduce the number of motor vehicle crash fatalities by 50% from the FY09 number of 2 to 1 by the end of FY11.

**Total number of motor vehicle crash fatalities in FY11 (Oct 1, 2010 – Sept 30, 2011): 2**

2. To reduce the number of motor vehicle crashes by 15% from the FY09 number of 72 to 61 by the end of FY11.

**Total number of motor vehicle crashes in FY11: 200**

**Total number of MVC fatalities: 2**

**Total number of alcohol-related MVC fatalities: 0**

**Total number of speed-related MVC fatalities: 0**

**Total number of MVC fatalities with .08+ BAC: 0**

**Total number of MVC fatalities with driver < age 20: 1**

**Of total number of MVC fatalities, how many used seat belt: 1**

**Total number of motorcycle fatalities: 0**

**Total number of un-helmeted motorcycle fatalities: 0**

<b>Total number of pedestrian fatalities:</b>	<b>0</b>
<b>Total number of motor vehicle crashes:</b>	<b>200</b>
<b>Total number of injury MVCs:</b>	<b>74</b>
<b>Total number of alcohol-related MVCs:</b>	<b>33</b>
<b>Total number of speed-related MVCs:</b>	<b>4</b>
<b>Total number of traffic citations:</b>	<b>2159</b>
<b>Total number of DUI citations issued in FY11:</b>	<b>531</b>
<b>Total number of speed citations in FY11:</b>	<b>596</b>
<b>Total number of seat belt citations:</b>	<b>0</b>
<b>Total number of CPS citations:</b>	<b>0</b>
<b>Total number of traffic safety presentations (community/school):</b>	<b>1</b>

During FY11, the Shoshone-Bannock Highway Safety Program conducted: **1** checkpoints  
**3** saturation patrols

**SUMMARY:**

Motor vehicle crash fatalities declined significantly from 8 in FY10 to 2 in FY11. Of these motor vehicle crash fatalities, 1 involved a driver under the age of 20.

Motor vehicle crashes dropped slightly from 222 in FY10 to 200 in FY11. Of the 200 crashes reported, 126 were property damage only, and 74 (37%) were injury crashes.

DUI arrests increased over 100% from 263 in FY10 to 531 in FY11 and overall traffic citations increased dramatically from 530 in FY10 to 2,159 in FY11.

Safety Belt Law: **No Law**

Tribal BAC Law: **.10**

Traffic Statistics Software: **RIMS**

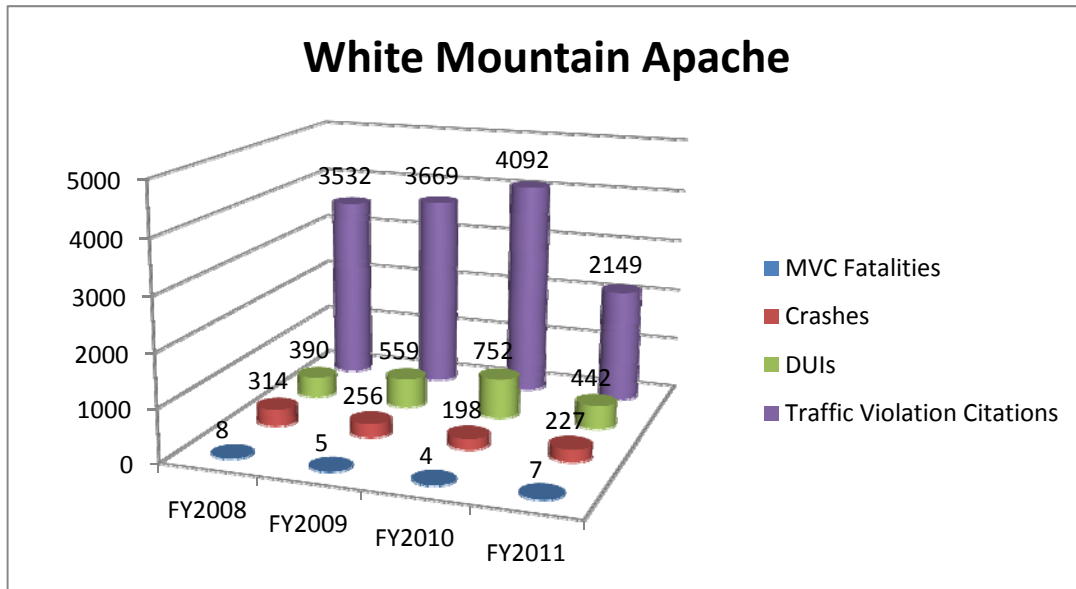
## PT-11-32 – White Mountain Apache (Arizona)

Reservation Population: 18,000

Land Base: 1.6 million acres

Road Miles: 926

This project was funded for three (3) full-time Highway Safety Officers.



### PERFORMANCE MEASURES:

1. To reduce the number of motor vehicle crash fatalities by 60% from the FY09 number of 5 to 2 by the end of FY11.

**Total number of motor vehicle crash fatalities in FY11 (Oct 1, 2010 – Sept 30, 2011): 7**

2. To reduce the number of motor vehicle crashes by 30% from the FY09 number of 256 to 179 by the end of FY11.

**Total number of motor vehicle crashes in FY11: 227**

<b>Total number of MVC fatalities:</b>	<b>7</b>
<b>Total number of alcohol-related MVC fatalities:</b>	<b>4</b>
<b>Total number of speed-related MVC fatalities:</b>	<b>0</b>
<b>Total number of MVC fatalities with .08+ BAC:</b>	<b>0</b>
<b>Total number of MVC fatalities with driver &lt; age 20:</b>	<b>0</b>
<b>Of total number of MVC fatalities, how many used seat belt:</b>	<b>0</b>

<b>Total number of motorcycle fatalities:</b>	<b>0</b>
<b>Total number of un-helmeted motorcycle fatalities:</b>	<b>0</b>
<b>Total number of pedestrian fatalities:</b>	<b>3</b>
<b>Total number of motor vehicle crashes:</b>	<b>227</b>
<b>Total number of injury MVCs:</b>	<b>61</b>
<b>Total number of alcohol-related MVCs:</b>	<b>44</b>
<b>Total number of speed-related MVCs:</b>	<b>10</b>
<b>Total number of traffic citations:</b>	<b>2149</b>
<b>Total number of DUI citations issued in FY11:</b>	<b>442</b>
<b>Total number of speed citations in FY11:</b>	<b>921</b>
<b>Total number of seat belt citations:</b>	<b>71</b>
<b>Total number of CPS citations:</b>	<b>196</b>
<b>Total number of traffic safety presentations (community/school):</b>	<b>19</b>

**SUMMARY:**

The White Mountain Apache Highway Safety Program saw an increase in motor vehicle crash fatalities in FY11 and it was felt to be the result of losing 3 Highway Safety Officers at the beginning of the year and having only 1 full-time Highway Safety Officer.

White Mountain Apache also reported 3 pedestrian deaths during FY11.

During FY11, the White Mountain Highway Safety Program conducted:      **28** checkpoints  
    **Not Reported** saturation patrols

Safety Belt Law: **Secondary**  
 Tribal BAC Law: **.08**  
 Traffic Statistics Software: **None (manual).**



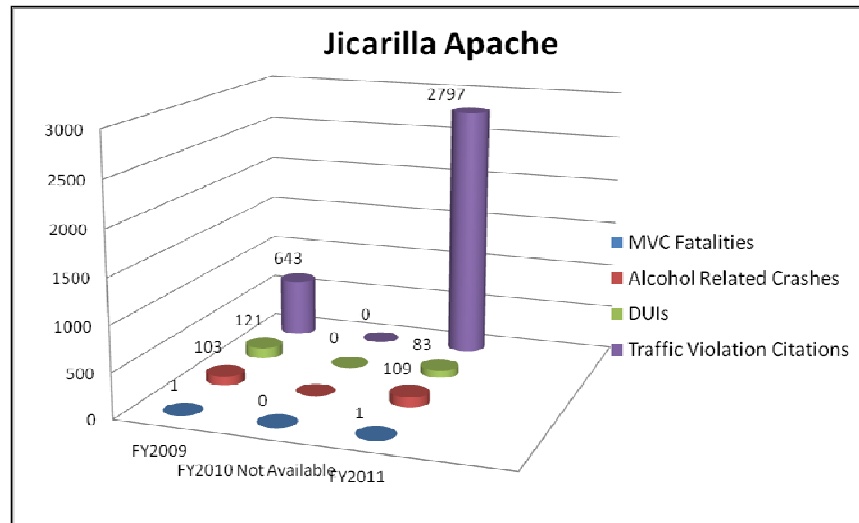
## PT-11-33 – Jicarilla Apache (New Mexico)

Reservation Population: 3,700

Land Base: 330 square miles

Road Miles: 350

This project was funded for one (1) full-time Highway Safety Officers.



### PERFORMANCE MEASURES:

1. To reduce the number of motor vehicle crash fatalities by 50% from the FY09 number of 1 to 0 by the end of FY11.

**Total number of motor vehicle crash fatalities in FY11 (Oct 1, 2010 – Sept 30, 2011): 1**

2. To reduce the number of motor vehicle crashes by 20% from the FY09 number of 103 to 82 by the end of FY11.

**Total number of motor vehicle crashes in FY11: 109**

<b>Total number of MVC fatalities:</b>	<b>1</b>
<b>Total number of alcohol-related MVC fatalities:</b>	<b>1</b>
<b>Total number of speed-related MVC fatalities:</b>	<b>0</b>
<b>Total number of MVC fatalities with .08+ BAC:</b>	<b>1</b>
<b>Total number of MVC fatalities with driver &lt; age 20:</b>	<b>0</b>
<b>Of total number of MVC fatalities, how many used seat belt:</b>	<b>0</b>
<b>Total number of motorcycle fatalities:</b>	<b>0</b>
<b>Total number of un-helmeted motorcycle fatalities:</b>	<b>0</b>
<b>Total number of pedestrian fatalities:</b>	<b>0</b>

<b>Total number of motor vehicle crashes:</b>	<b>109</b>
<b>Total number of injury MVCs:</b>	<b>19</b>
<b>Total number of alcohol-related MVCs:</b>	<b>10</b>
<b>Total number of speed-related MVCs:</b>	<b>4</b>
<b>Total number of traffic citations:</b>	<b>2797</b>
<b>Total number of DUI citations issued in FY11:</b>	<b>83</b>
<b>Total number of speed citations in FY11:</b>	<b>1689</b>
<b>Total number of seat belt citations:</b>	<b>62</b>
<b>Total number of CPS citations:</b>	<b>0</b>
<b>Total number of traffic safety presentations (community/school):</b>	<b>6</b>

**SUMMARY:**

The Jicarilla Apache Highway Safety Program reported 1 motor vehicle crash fatality in FY11. It was a DUI crash and the rear passenger was ejected from the vehicle and killed.

The majority of the crashes were animal involved. Of 109 crashes, 10 were alcohol involved and 19 were injury crashes.

During FY11, the Jicarilla Highway Safety Program conducted: **8** checkpoints  
**21** saturation patrols

Safety Belt Law: **Primary**

Tribal BAC Law: **.08**

Traffic Statistics Software: **CODY System**

## Mobilizations

All 33 Tribal law enforcement agencies funded in FY11 signed commitments to participate in three mobilizations during the project year.

### ***Don't Shatter the Dream*** Indian State Impaired Driving Mobilization December 20, 2010 - January 2, 2011

Statistics reported from ***Don't Shatter the Dream***:

Number of Tribal Police Department and BIA Police Departments Reports: **25**

DWI Arrests:	203	Suspended Licenses:	148
Safety Belt Citations:	128	Uninsured Motorists:	0
Child Safety Citations:	27	Speeding:	1512
Felony Arrests:	40	Drug Arrests:	33
Recovered Stolen Vehicles:	14	Crashes:	95
Fugitives Apprehended:	80	MVC Fatalities:	2

#### Media Activity

TV News Stories Aired This Period:

Radio News Stories Aired This Period: 18

Print News Stories Run This Period: 5

Other News Stories: 18 – Posters and flyers posted in communities, schools, and bus stops. Newsletters and email sent out to tribal community and staff. Highway signs were also posted.

The 25 law enforcement agencies reported a total of **3,625.75** hours on traffic enforcement during the Mobilization.

**3** fatalities were reported from participating Tribal and BIA Police Departments during the mobilization.

**Click It Or Ticket Safety Belt Mobilization**  
**May 23 - June 5, 2011**

Statistics reported from **Click It Or Ticket**:

Number of Tribal Police Department and BIA Police Departments Reports: **36**

DWI Arrests:	186	Suspended Licenses:	225
Safety Belt Citations:	736	Uninsured Motorists:	0
Child Safety Citations:	146	Speeding:	1985
Felony Arrests:	34	Drug Arrests:	40
Recovered Stolen Vehicles:	4	Crashes:	76
Fugitives Apprehended:	103	MVC Fatalities:	1

The 36 law enforcement agencies reported a total of **3,070.25** hours on traffic enforcement during the Mobilization.

**1** fatality was reported during the *CIOT* mobilization.

Media Activity

TV News Stories Aired This Period:	None Reported
Radio News Stories Aired This Period:	None Reported
Print News Stories Run This Period:	3

IHSP staff mailed *Click It Or Ticket* posters printed by NHTSA Headquarters to all participating Tribes.

**Drive Sober or Get Pulled Over Impaired Driving Mobilization  
August 19 - September 5, 2011**

Statistics reported from ***Drunk Driving. Over The Limit. Under Arrest:***

Number of Tribal Police Department and BIA Police Departments Reports: **30**

DWI Arrests:	227	Suspended Licenses:	249
Safety Belt Citations:	668	Uninsured Motorists:	0
Child Safety Citations:	122	Speeding:	1,952
Felony Arrests:	31	Drug Arrests:	57
Recovered Stolen Vehicles:	5	Crashes:	129
Fugitives Apprehended:	31	MVC Fatalities:	9

The 30 law enforcement agencies reported a total of **3,123.5** hours on traffic enforcement during the Mobilization.

**9** fatalities were reported during this mobilization.

Media Activity

TV News Stories Aired This Period:	None Reported
Radio News Stories Aired This Period:	None Reported
Print News Stories Run This Period:	None Reported

## **Lifesavers Conference**

For the first time in Lifesaver Conference history, there was a training track specifically geared towards traffic safety issues in Indian Country in March 2011. The IHSP was proud to be able to sponsor and reimburse travel expenses for a total of 90 Tribal members. 45 of these individuals were from Tribes not included in the FY11 IHSP program.

The training track included sessions on the following:

*Federal Partnerships*

*Child Passenger Safety*

*Conducting Checkpoints in Indian Country*

*Keys to Conducting Valid Observational Seat Belt Surveys in Indian Country*

*Tribal Courts and Creating Sentencing for Impaired Driving Offenders*

*How Tribes are Overcoming Data Collection Challenges*

All sessions were well attended and well received. The Evaluation Forms were very positive and IHSP is looking forward to being able to participate in Lifesavers in future years.

In addition, FY12 Grants Writing training was held on the last day of the conference. There were approximately 75 people in attendance at the training.

## **LOOKING TO THE FUTURE**

Overall, FY11 was a successful year for the Tribes funded by the Indian Highway Safety Program. We remain committed to working closely with all of our traffic safety partners in FY12.

We will make a renewed effort in FY12 in the area of Traffic Records and collecting additional traffic data as we realize this is the cornerstone of our program.

As always, we appreciate the guidance and assistance of the NHTSA Region 6 staff. We would like to acknowledge and thank our traffic safety partners:

The NHTSA Region 6 Administrator, Region 6 Program Manager and the rest of the Region 6 staff for their guidance and support of IHSP throughout the year. The BIA OJS Special Agents in Charge, Assistant Special Agents in Charge, Chiefs of Police, and tribal and Bureau of Indian Affairs police officers who have provided support to this program throughout the year also deserve special thanks, as well as the individuals on the Federal Partner Group we were a part of in FY11.

The Highway Safety Officers funded by this program are some of the most dedicated law enforcement officers in the country and this program is proud to support them. Our overall goal is to save lives in Indian Country caused by motor vehicle crashes and in FY11 this goal was accomplished.