

NEBRASKA'S PERFORMANCE-BASED STRATEGIC TRAFFIC SAFETY PLAN

You Drink & Drive....
Your Next Ride is



Either way...You Lose.



October 1, 2011 – September 30, 2012



Nebraska Office of Highway Safety
P.O. Box 94612, Lincoln NE 68509
www.roads.ne.gov/nohs/

STATE OF NEBRASKA

"Performance-Based" Strategic Traffic Safety Plan

**October 1, 2011
through
September 30, 2012**

Dave Heineman, Governor

**Monty Frederickson, Director – State Engineer
Governor's Highway Safety Representative
Nebraska Department of Roads**

**Fred E Zwonechek,
Nebraska Highway Safety Administrator**

Nebraska Office of Highway Safety

P.O. Box 94612
Lincoln, Nebraska 68509
402/471-2515
FAX 402/471-3865
www.roads.ne.gov/nohs



TABLE OF CONTENTS

Executive Summary	1
Mission Statement	1
Process Description	2
Problem Identification	2
Nebraska Annual Comparative Data Chart.....	5
Performance Goals Selections	6
Performance Goals and Trends	6
Fatalities	6
Serious Injuries	6
Rural Fatalities/100 Million VMT	7
Urban Fatalities/100 Million VMT	7
Fatalities and Serious Injuries.....	8
Fatality Rate/100 Million VMT	8
Fatality and Serious Injury Rate/100 Million VMT	9
Fatality Rate/100K Population.....	9
Fatality and Serious Injury Rate/100K Population	10
Alcohol-Related Fatalities	10
Alcohol-Related Fatality Proportion.....	11
Alcohol Fatality Rate/100 Million VMT	11
Unrestrained Passenger Vehicle Occupant Fatalities.....	12
Percent of Unbelted Drivers and Occupants Seriously Injured or Killed in a Crash	12
Speed-Related Fatalities.....	13
Pedestrian Fatalities.....	13
Motorcycle Fatalities	14
Unhelmeted Motorcycle Fatalities.....	14
Drivers Age 20 or Younger Involved in Fatal Crashes	15
Distracted Driver – Fatal, A and B Injury Crashes	15
Safety Belt Citations Grant Funded	16
Impaired Driving Arrests Grant Funded.....	16
Speeding Citations Grant Funded	17
Overall Goal	18
Fatal, A and B Injury Crashes	18
Performance Measures	18
1. Alcohol-Related Fatal, A and B Injury Crashes	18
2. Occupant Restraint Use.....	19
3. Speed-Related Fatal, A and B Injury Crashes.....	19

4. Youth-Involved Fatal, A and B Injury Crashes.....	20
5. All Other Factors - Fatal, A and B Injury Crashes	20
Program, Project and Activity Selection Process	21
Supplemental Problem Identification Data	22
1. Nebraska Annual "Years of Life Lost" Due to Traffic Deaths	22
2. Nebraska Priority Counties.....	23
3. Congressional Districts of Nebraska	23
4. Nebraska State Traffic Records Data	24
5. Nebraska - Drivers (Age 16 thru 20) Traffic Records Crash Data	25
6. Nebraska Fatal, A and B Injury Crash Data by County and Calendar Year	26
Fatal, A and B Injury Crashes (CY2010).....	26
Fatal, A and B Injury Crashes (CY2009).....	27
Fatal, A and B Injury Crashes (CY2008).....	28
Section 402 State and Community Highway Safety Projects by Program Area	29
Planning and Administration	29
Alcohol Program Area	30
Occupant Protection Program Area.....	34
Police Traffic Services Program Area	36
Traffic Records Program Area	37
Distracted Driving Program Area	38
Identification and Surveillance Program Area	39
Speed Control Program Area	41
Speed Enforcement Program Area.....	42
Additional Highway Safety Funding	43
Section 405 – Occupant Protection Incentive Grant	43
Section 408 – State Traffic Safety Information System Improvements Grant.....	45
Section 410 – Alcohol-Impaired Driving Countermeasures Incentive Grant.....	48
Section 1906 – Grant Program to Prohibit Racial Profiling.....	51
Section 2010 – Motorcyclist Safety Grant.....	52
Non-Highway Safety Program Funding	52
Federal OJJDP (Office of Juvenile Justice and Delinquency Prevention) Combating Underage Drinking	
Task Force Project.....	53
Nebraska Annual Traffic Safety Study, 2011 (The Nebraska Poll)	54
State Certifications and Assurances	62
Section 402 Obligation Cost Summary	70

EXECUTIVE SUMMARY

Mission Statement

To reduce the state's traffic crashes, fatalities and injuries on the roads through leadership, innovation, facilitation and program support in partnership with other public and private organizations.

Executive Summary

The Nebraska Office of Highway Safety (NOHS) is responsible for developing and implementing effective strategies to reduce the state's traffic injuries and fatalities and traffic related injury and fatality rates. These strategies may take the form of the stand-alone projects and activities or more comprehensive long-term programs. Both traditional and innovative strategies are encouraged and utilized.

Staff members of the NOHS are responsible for the administration of the federal section highway safety funding and for facilitating and implementing the highway safety program efforts supported by these funds. In addition, the Enforcing Underage Drinking Laws federal grant funding from the U.S. Department of Justice is integrated into the NOHS activity.

The Director of the Nebraska Department of Roads serves as the designated Governor's Highway Safety Representative, while the NOHS Administrator fulfills the role of the state's coordinator of the activity.

The NOHS is an active contributor to the development of the Nebraska Strategic Highway Safety Plan (NSHSP). Two members of the NOHS staff serve on the NSHSP Working Group. Many of the critical strategies employed to address the problems identified in that Plan are directly related to the strategies this Plan. Nearly all of those involved in the NSHSP development are members of the NOHS Highway Safety Advocates Group.

In addition, the NOHS works closely with the Nebraska State Patrol Carrier Enforcement Division and provides input and assistance related to the activity within Federal Motor Carrier Assistance Plan. The NOHS Administrator also serves as the Vice Chair for on the Department of Health and Human Services (DHHS) Preventive Health Advisory Committee that oversees the Prevent Health Block Grant award. The NOHS Administrator also serves as a member of Nebraska Partners in Prevention (NePip) Advisory Committee that makes recommendations to the DHHS Strategic Prevention Framework - State Incentive Grant (SPF - SIG). Each of these relationships is important to leverage activity that influences the NOHS initiatives while avoiding potential duplication of efforts.

The NOHS recently was the beneficiary of a completed Traffic Records Assessment (TRA). When the previous TRA was completed in August 2006, the NOHS and the Traffic Records Coordinating Committee will begin to review the recommendations and begin the process of implementing them to expedite the improvement of available traffic records. This will enhance the ability to conduct problem identification, monitor project activity, produce measurable results, and evaluate the performance of programs.

The Nebraska Office of Highway Safety submits the Fiscal Year 2012 (FY12) highway safety plan document utilizing the "performance-based" approach. A "performance-based" approach to planning provides the state with flexibility in targeting highway safety identified problems. This process also appropriately provides the state with the ability to determine measurable outcomes.

The following document provides information regarding the annual strategic "benchmark" plan. The most significant section is the Process Description that describes the problem identification, performance goal selection, and the program/project/activity selection process.

Supplementary statistical traffic crash data provides the necessary data for the Section 402 State and Community Highway Safety Projects by Program Area for FY2012, additional Highway Safety Funding, and Non-Highway Safety Program Funding. Additional sections provide the required federal States Certifications and Assurances and include the FY2012 Section 402 Obligation Cost Summary.

In addition to Section 402 funds, additional funding targets the following specific traffic safety issues:

- Section 405 Occupant Protection Incentive Grant will be used to increase the statewide child restraint and safety belt usage, media campaigns, and incentive awards for law enforcement agencies.
- Section 408 State Traffic Safety Information System Improvements Grant will be used to improve the State data systems linking medical, roadway and economic data.
- Section 410 Alcohol-Impaired Driving Countermeasures Incentive Grant will fund equipment, overtime enforcement, and training to reduce alcohol and other drug involvement in traffic crashes.
- Section 1906 Grant Program to Prohibit Racial Profiling will help to enforce laws prohibiting the use of racial profiling in the enforcement of traffic laws.
- Section 2010 Motorcyclist Safety Grant funds are used to enhance motorist and motorcyclist awareness programs and training enhancement to reduce motorcycle crashes.
- The U.S. Department of Justice provides funding to enforce the laws on underage drinking problems through environmental and enforcement strategies.

Process Description

This is a brief description of the processes utilized to determine Nebraska's traffic safety problems, goals, and project/activity/program emphasis. The processes are described under the following three titles:

- Problem Identification
- Performance Goals Selections
- Program, Project and Activity Selection Process

Problem Identification

Problem identification is performed by the NOHS staff, with the sometime assistance of other state and local agencies, and involves the study of relationships between crashes and the characteristics of population, licensed drivers, registered vehicles, and vehicle miles. Drivers can be divided into various subgroups by age, sex, etc. Vehicles can be divided into subgroups according to the year, the make, body style, etc. Roadways can be divided into subgroups according to urban, rural, type of surface, etc. Crashes can be further analyzed in terms of time, day, and month; age and sex of the driver, primary contributing factors; and usage of safety equipment.

The NOHS has chosen to define a highway safety crash problem as "an identifiable subgroup of drivers, pedestrians, vehicles, or roadways that is proportionately higher in crash experience compared to normal expectations." The fact that a subgroup is over represented in crashes may suggest that there is a characteristic of that subgroup that contributes to the crashes. A contributing factor can be defined as an identifiable characteristic of drivers, pedestrians,

vehicles, or roadways, which are statistically higher in crash experience as compared to normal expectations.

Isolating and identifying contributing factors are essential in the strategic planning and selection of projects, activities, or programs that result in measurable outcomes. The more specific contribution of characteristics may be identified and corrected. The crash experience of the subgroup may be improved, resulting in a reduction of the rate of traffic crash fatalities and injuries.

When conducting analysis, the NOHS staff also considers other influencing factors. Factors such as composition of population, modes of transportation, system support, economic conditions, etc., may all affect traffic behavior. (See page 54 for the Narrative Summary, Statewide Results of the Nebraska Annual Traffic Safety Study, 2011). The experience and judgment of the NOHS staff (and their highway safety partners) are essential in the problem identification and priority setting process.

The NOHS staff also solicits and requests information and data from other traffic safety advocate groups and individuals. These include, but are not limited to: federal, state and local government agencies and non-profit organizations:

Nebraska Supreme Court (Administrative Office of the Courts & Probation)
Nebraska Department of Roads, Nebraska Department of Motor Vehicles, Federal Highway Administration, Nebraska Liquor Control Commission, Nebraska Attorney General, and Nebraska Commission on Law Enforcement and Criminal Justice.

Hospitals, local health departments, law enforcement, etc.:

Nebraska Hospital Association, Nebraska Nurses Association, Nebraska Department of Health and Human Services, Nebraska Department of Education, Nebraska State Patrol;

Non-profit organizations:

Mothers Against Drunk Driving, National Safety Council, Greater Omaha Chapter, Nebraska Prevention Center for Alcohol and Drug Abuse, Nebraska Safety Council, Inc., University of Nebraska – Kearney - Nebraska Safety Center, etc.;
University of Nebraska – Lincoln,

Professional associations:

Nebraska County Attorney's Association, Nebraska Trucking Association, Police Officer's Association of Nebraska, Nebraska Sheriff's Association, etc., and interested individuals.

The participating members of the Nebraska Advocates for Highway Safety are vital partners and collaborators in the problem identification and priority determination process.

Among the other groups that contribute are:

City of Omaha Prosecutor's Office, CODES Data Management Team, Independence Center Advisory Committee, Nebraska Operation Lifesaver Committee, Nebraska Partners in Prevention, Click It – Don't Risk It! Steering Committee, Nebraska Prevention Center for Alcohol and Drug Abuse, Nebraska Preventive Health Advisory Committee, Nebraska Safety Center Advisory Council, Nebraska AAA Foundation, Youth In Action, NU Directions – University of Nebraska – Lincoln, Project Extra Mile, Students Against Destructive Decisions, Health Education Inc., Nebraska Transportation Coalition, Nebraska Driver Mobility Coalition, Traffic Records Coordinating Committee, Injury Prevention Planning Group, and Nebraska Underage Drinking Advisory Task Force.

Other critical considerations in the problem identification process are the use of conducted assessments, surveys (attitudinal, observations, etc.) evaluations (administrative, scientific, etc.) and studies. Years-of-life lost (see page 22) is a public health measure that will also be utilized. These data sources may be used as single sources of information or utilized in combination with other traditional traffic record data for problem identification. By refining the problem identification process annually and by implementing specific program activity addressing those problems, greater measurable outcomes are expected.

For the purpose of this FY2012 problem identification process, the NOHS has elected to review overall statewide data analysis utilizing reported fatal, A (disabling) and B (visible, but not disabling injury) type injury crashes as the primary source of information. Calendar year state crash data are being utilized. (A three year baseline average is used in all core outcome measures.)

Geographical consideration is used in the problem identification process including dividing the problems according to Nebraska's three United States House of Representatives Districts. Further geographical problem identification considerations will primarily concentrate on the selected 21 priority counties (see page 23), representing 80% of the population within those congressional districts. These counties and the communities within them have been selected based upon crash data from the previous three years.

Nebraska Annual Comparative Data Chart

Nebraska Annual Comparative Data										
					Progress Report Data CY2007-2010				Projection	
	2003	2004	2005	2006	2007	2008	2009	2010	2011	2012
Fatalities (F)	293	254	276	269	256	208	223	190	188	186
Rural Fatalities	227	199	207	204	194	176	170	153	148	142
Urban Fatalities	66	55	69	65	62	32	53	37	36	34
Serious Injuries (A)	2,232	2,107	2,053	1,965	1,976	1,854	1,945	1,750	1,702	1,700
Fatalities and Serious Injuries Combined (F/A)	2,525	2,361	2,329	2,234	2,232	2,062	2,168	1,940	1,890	1,886
Vehicles Miles (Millions)	18,592	18,811	18,938	19,223	19,202	18,864	19,147	19,698	20,115	20,599
Rural Vehicle Miles (Millions)	11,258	11,172	11,172	11,021	11,129	10,714	10,874	11,123	11,328	11,555
Urban Vehicle Miles (Millions)	7,334	7,639	7,766	8,202	8,073	8,149	8,272	8,396	8,520	8,644
Fatalities Per 100 Million VMT	1.58	1.35	1.46	1.40	1.33	1.10	1.16	0.96	0.94	0.93
Rural Fatalities Per 100 Million VMT	2.02	1.78	1.85	1.85	1.74	1.64	1.56	1.38	1.30	1.27
Urban Fatalities Per 100 Million VMT	0.90	0.72	0.89	0.79	0.77	0.39	0.64	0.44	0.40	0.39
Fatality and Serious Injury Rate / (100 Million VMT)	13.6	12.6	12.3	11.6	11.6	10.9	11.3	9.8	9.6	9.5
Population	1,732,873	1,741,450	1,751,069	1,759,779	1,769,473	1,783,432	1,796,619	1,826,341	1,862,963	1,896,135
Fatality Rate /100K Population	16.9	14.6	15.8	15.3	14.5	11.7	12.4	10.4	10.1	9.5
Fatality and Serious Injury Rate /100K Population	145.7	135.6	133.0	126.9	126.1	115.6	120.7	106.2	105.0	104.6
Alcohol-Related Fatalities	115	89	81	86	91	67	79	53	53	51
Alcohol-Related Fatalities as a % of All Fatalities	39.2%	35.0%	29.3%	32.0%	35.5%	32.2%	35.4%	27.9%	28.0%	26.8%
Alcohol-Related Fatality Rate / (100 Million VMT)	0.62	0.47	0.43	0.45	0.47	0.36	0.41	0.27	0.26	0.25
Fatal, A and B Injury Crashes	6,682	6,305	6,051	5,706	5,830	5,514	5,387	5,025	5,043	4,978
Alcohol-Related Fatal, A and B Injury Crashes	781	748	698	682	712	685	628	580	593	576
Percent of Population Observed Using Safety Belts	76.1%	79.2%	79.2%	76.0%	78.7%	82.7%	84.8%	84.1%	87.2%	87.6%
Speed-Related Fatal, A and B Injury Crashes	622	581	576	425	535	400	423	454	413	396
Youth-Involved Fatal, A and B Injury Crashes	2,486	2,253	2,207	2,009	1,971	1,725	1,742	1,576	1,563	1,550
All Other Factors - Fatal, A and B Injury Crashes	5,279	4,976	4,777	4,599	4,583	4,429	4,336	3,991	3,997	3,941
Percent of unbelted drivers and occupants seriously injured or killed in a crash	45.7%	54.0%	52.1%	48.1%	47.7%	45.8%	35.4%	48.0%	41.4%	40.5%
Unrestrained Passenger Vehicle Occupant Fatalities	151	118	145	136	122	114	128	108	105	99
Speed-Related Fatalities	38	42	51	64	44	42	22	26	26	23
Motorcycle Fatalities	13	21	17	18	15	20	15	14	13	12
Unhelmeted Motorcycle Fatalities	3	4	3	4	4	4	5	1	0	0
Drivers Age 20 or Younger Involved in Fatal Crashes	57	62	54	68	71	47	46	37	33	32
Pedestrian Fatalities	12	9	8	9	8	5	9	7	5	4
Distracted Driver - Fatal, A and B Injury Crashes	886	833	874	819	749	732	783	696	656	649
Safety Belt Citations Grant Funded							3,605	3,622	3,767	3,918
Impaired Driving Arrests Grant Funded							2,424	2,807	2,919	3,036
Speeding Citations Grant Funded							25,350	18,395	19,131	19,896

*Safety belt percentages from "The Buffalo Beach Company" statewide observation Safety Belt Use Surveys

Population Source - U.S. Census Bureau - <http://factfinder.census.gov/seqvt/> Distract Driving Numbers - Follow To Closely, Inattention, Mobile Phone, Distracted-Other

Performance Goals Selections

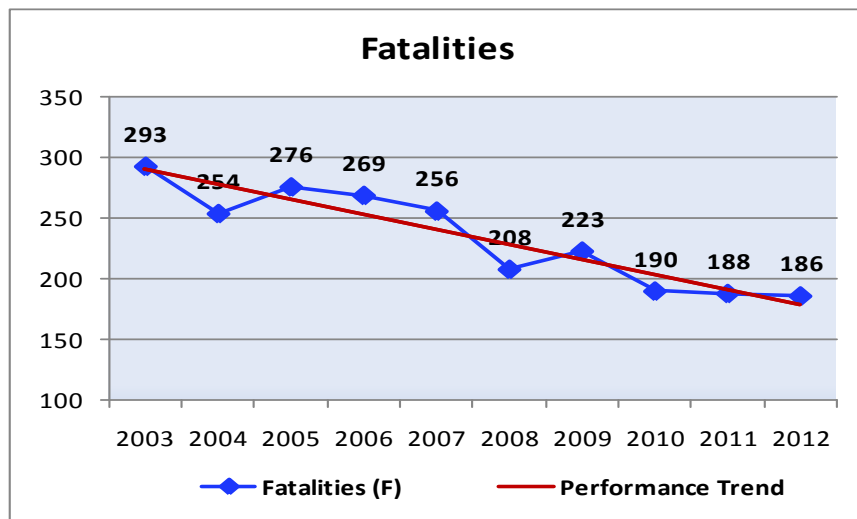
Performance goals, both short and long term, evolve from the problem identification process. Identified emphasis areas are selected from this process and reviewed to assure that they are consistent with the guidelines and emphasis areas established by the U.S. Department of Transportation, National Highway Traffic Safety Administration.

Using the experience and expertise of the NOHS professional staff, an appropriate overall statewide performance goal and performance measures in selected emphasis areas are established. Projections are based on a regression analysis program. The projection is based upon a sustained level of activity and the goal is established by anticipating additional activity that more precisely targets identified problems.

Performance Goals and Trends

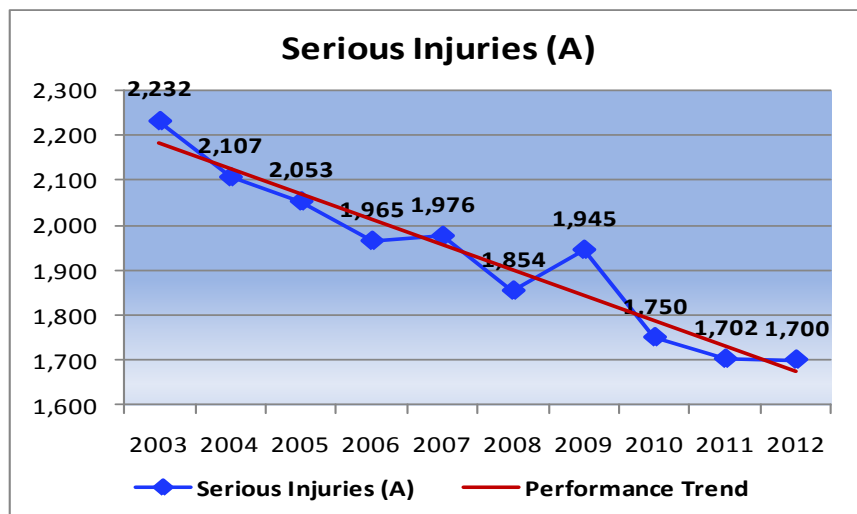
Goal: Fatalities

To decrease Fatalities by 10% from the 2008-2010 calendar base year average of 207 to 186 in CY2012.



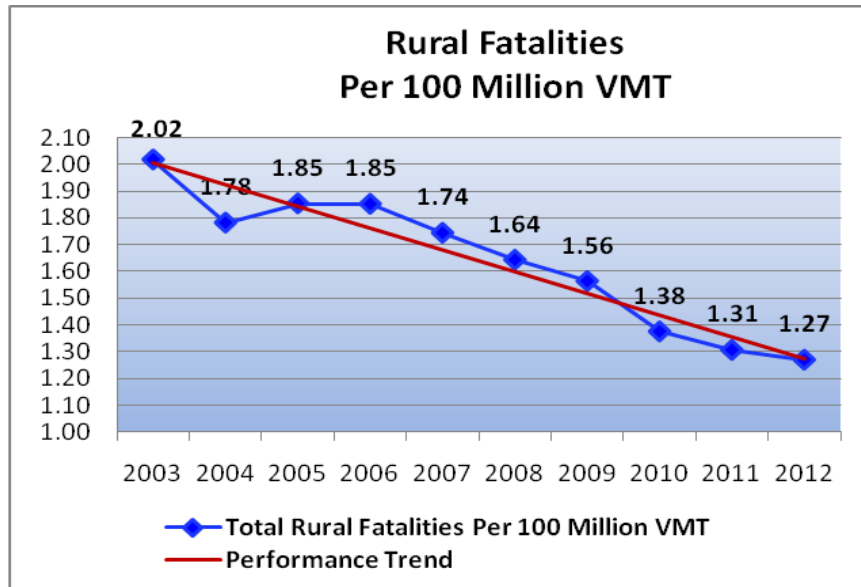
Goal: Serious Injuries

To decrease Serious Injuries by 7% from the 2008-2010 calendar base year average of 1,850 to 1,700 in CY2012.



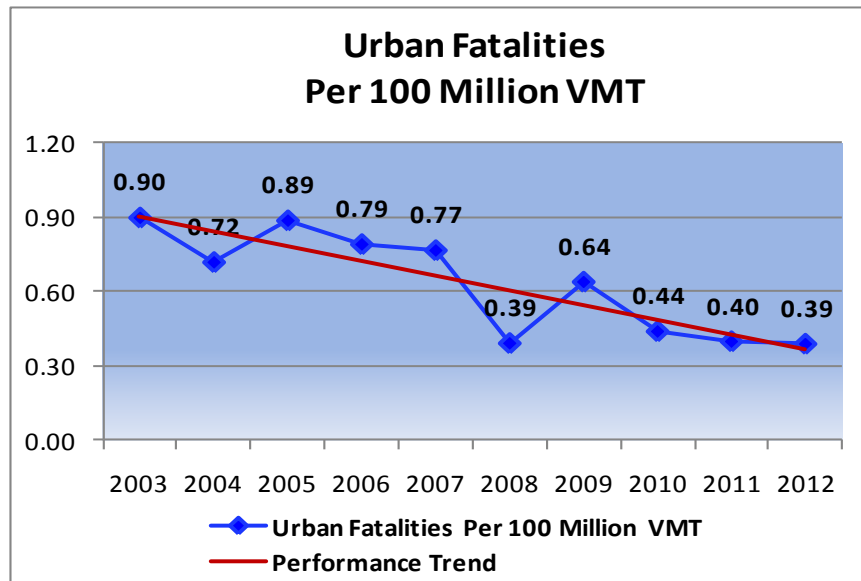
Goal: Rural Fatalities/100 Million VMT

To decrease Rural Fatalities / 100 Million VMT by 15% from the 2008-2010 calendar base year average of 1.53 to 1.27 in CY2012.



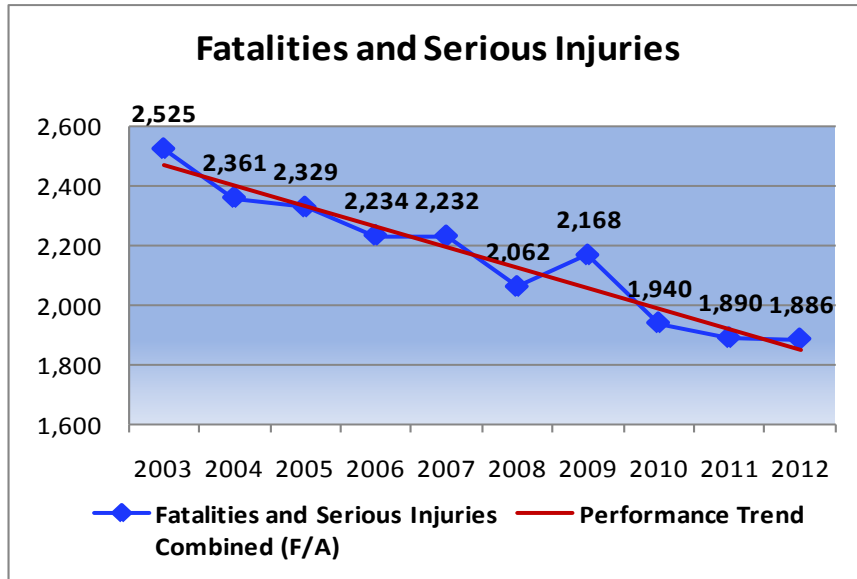
Goal: Urban Fatalities / 100 Million VMT

To decrease Urban Fatalities / 100 Million VMT by 25% from the 2008-2010 calendar base year average of 0.49 to 0.39 in CY2012.



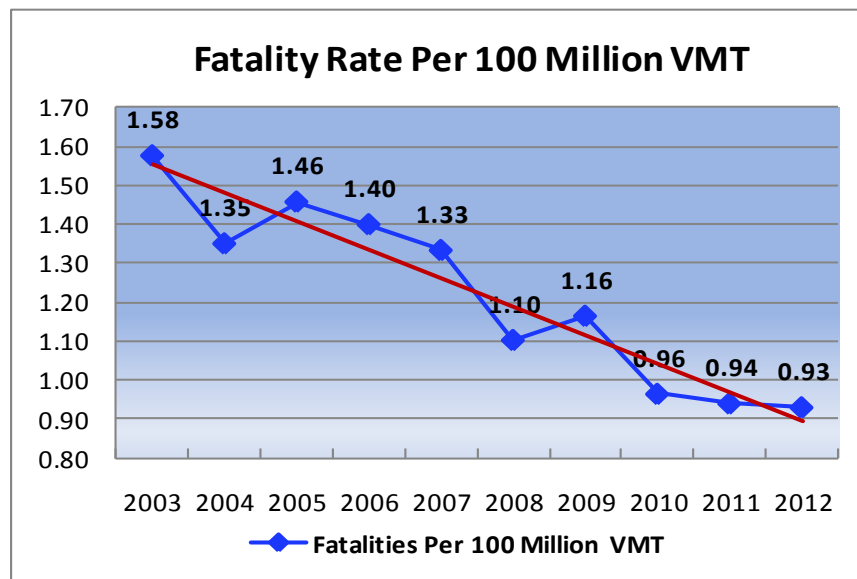
Goal: Fatalities and Serious Injuries

To decrease Fatalities and Serious Injuries by 7% from the 2008-2010 calendar base year average of 2,057 to 1,886 in CY2012.



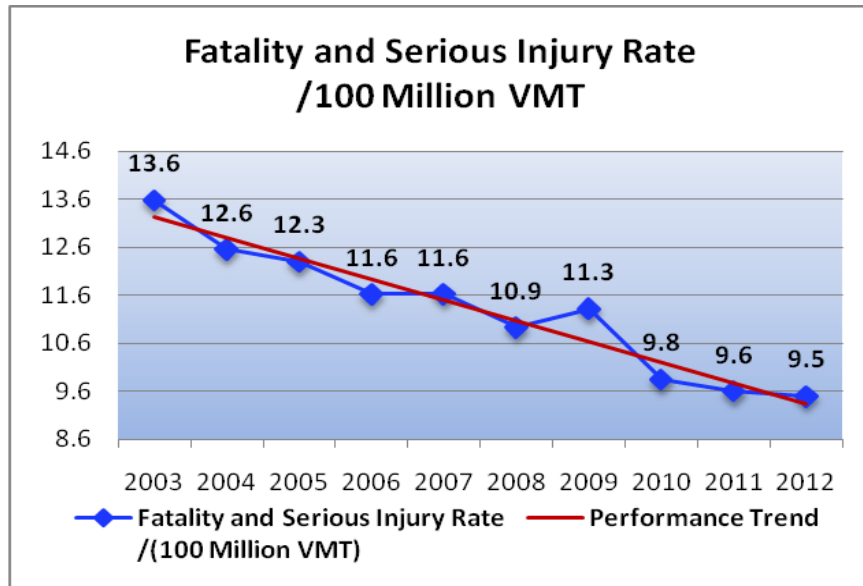
Goal: Fatality Rate / 100 Million VMT

To decrease the Fatality Rate / 100 Million VMT by 14% from the 2008-2010 calendar base year average of 1.07 to 0.93 in CY2012.



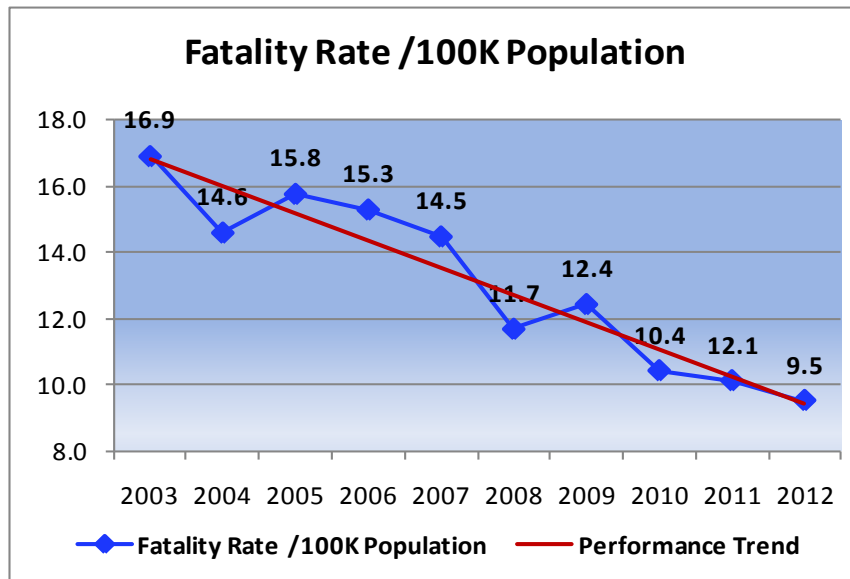
Goal: Fatality and Serious Injury Rate / 100 Million VMT

To decrease the Fatality and Serious Injury Rate / 100 Million VMT by 10% from the 2008-2010 calendar base year average of 10.7 to 9.5 in CY2012.



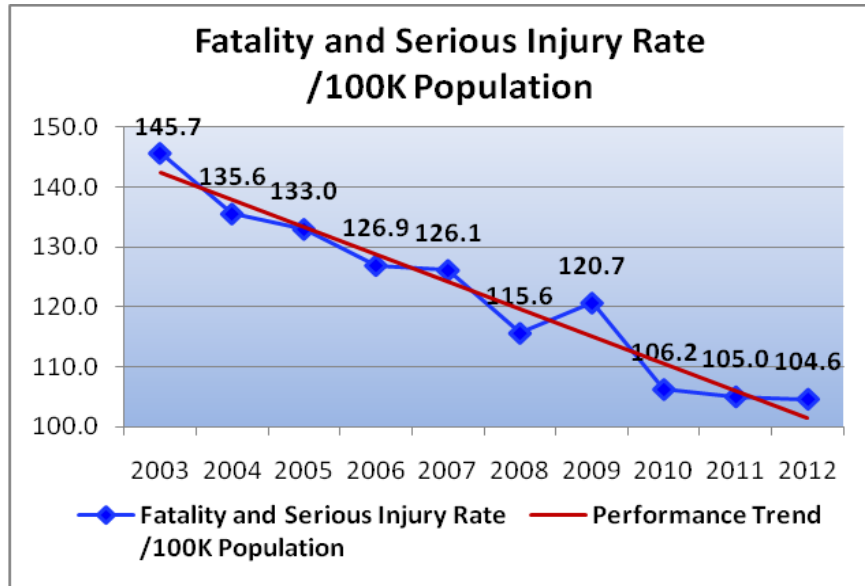
Goal: Fatality Rate/100K Population

To decrease the Fatality Rate / 100K Population by 15% from the 2008-2010 calendar base year average of 11.5 to 9.5 in CY2012.



Goal: Fatality and Serious Injury Rate / 100K Population

To decrease the Fatality and Serious Injury Rate / 100K Population by 8% from the 2008-2010 calendar base year average of 114.2 to 104.6 in CY2012.



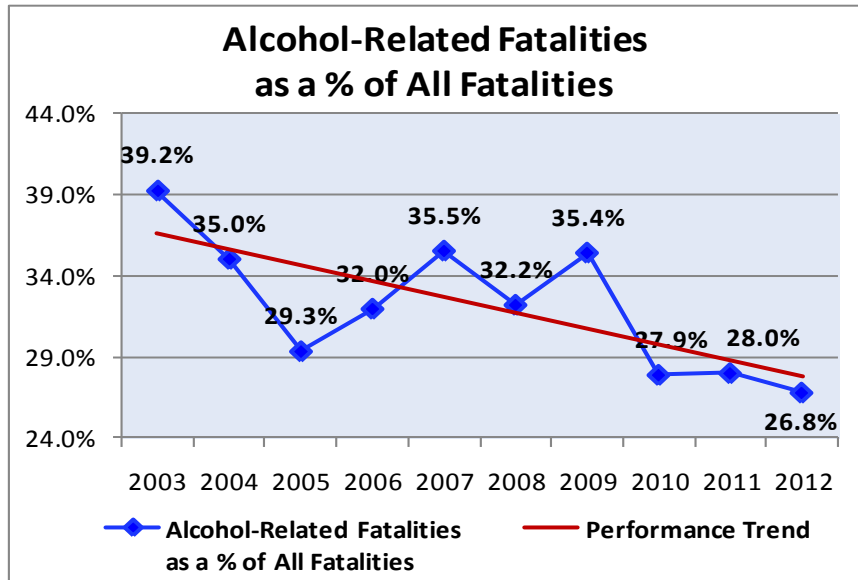
Goal: Alcohol-Related Fatalities

To decrease Alcohol-Related Fatalities by 22% from the 2008-2010 calendar base year average of 66 to 51 in CY2012.



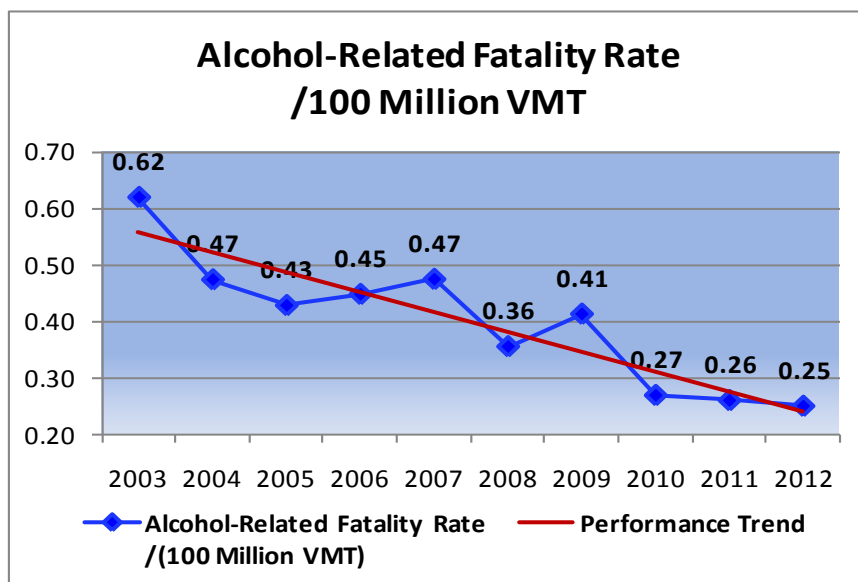
Goal: Alcohol-Related Fatality Proportion

To decrease Alcohol-Related Fatalities Proportion of All Fatalities by 15% from the 2008-2010 calendar base year average of 31.8% to 26.8% in CY2012.



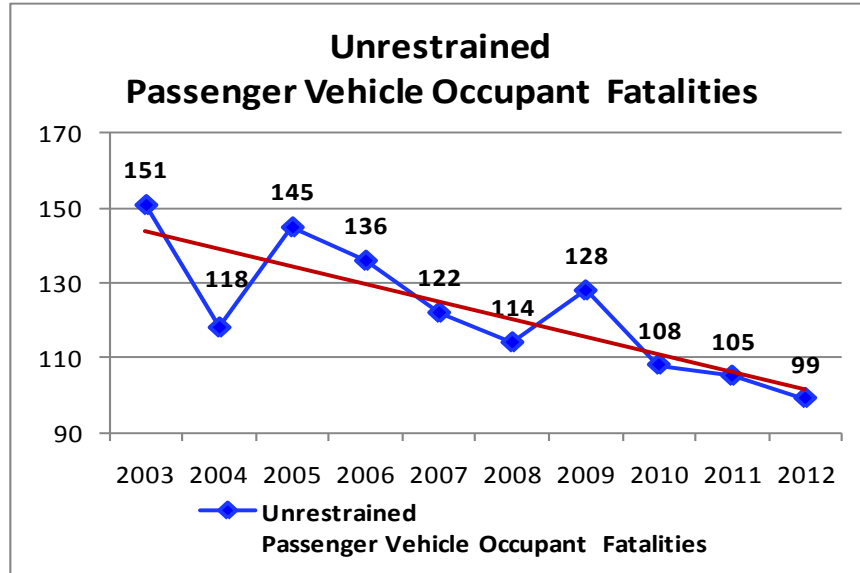
Goal: Alcohol Fatality Rate / 100 Million VMT

To decrease Alcohol-Related Fatality Rate / 100 Million VMT by 35% from the 2008-2010 calendar base year average of 0.35 to 0.25 in CY2012.



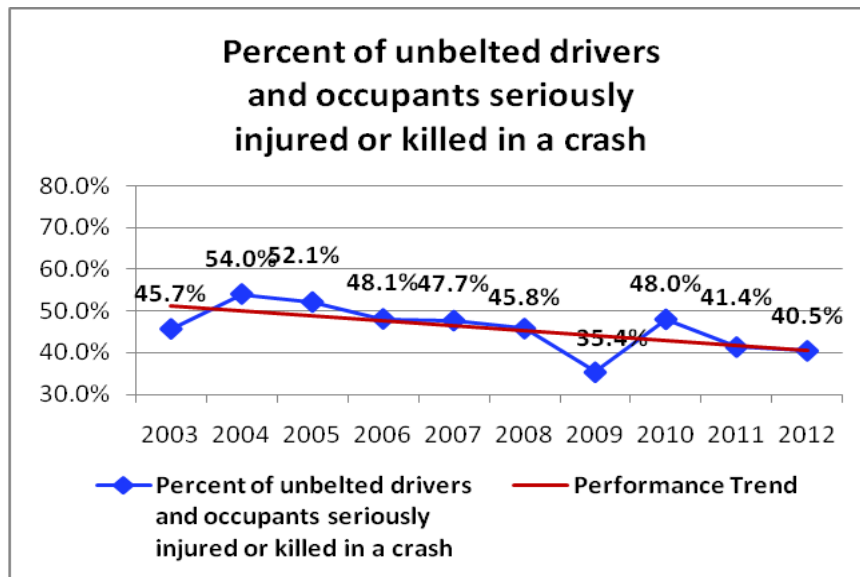
Goal: Unrestrained Passenger Vehicle Occupant Fatalities

To decrease Unrestrained Passenger Vehicle Occupant Fatalities in all seating positions by 15% from the 2008-2010 calendar base year average of 117 to 99 in CY2012.



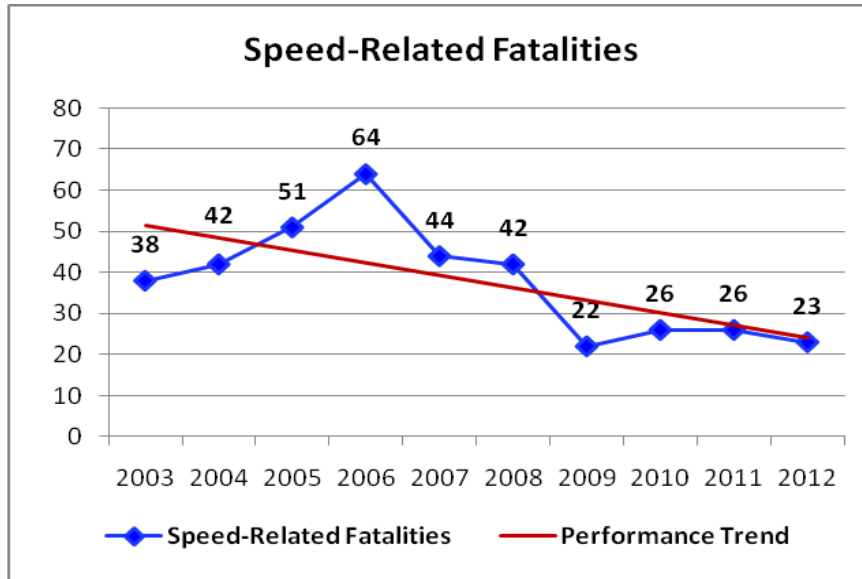
Goal: Percent of Unbelted Drivers and Occupants Seriously Injured or Killed in a Crash

To decrease the percent of unbelted drivers and occupants seriously injured or killed in a crash by 4% from the 2008-2010 calendar base year average of 43.1% to 40.5% in CY2012.



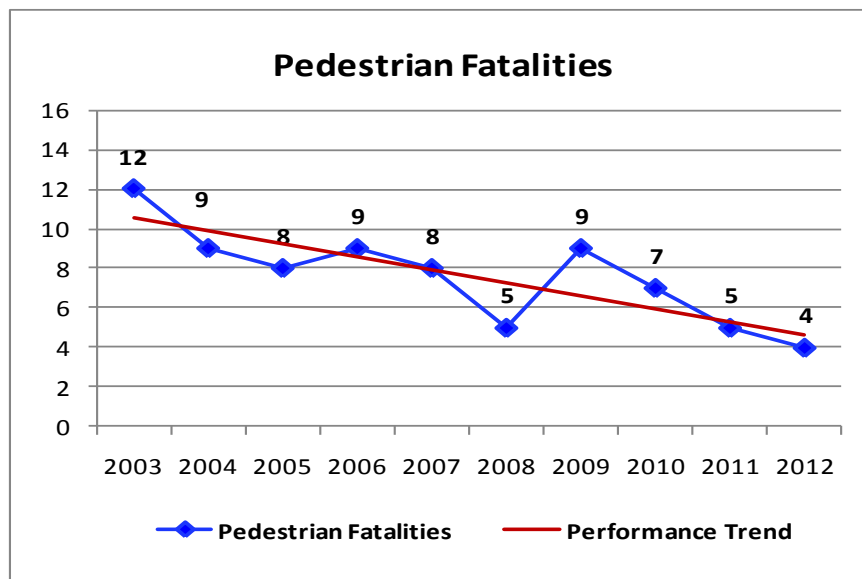
Goal: Speed-Related Fatalities

To decrease Speed-Related Fatalities by 12% from the 2008-2010 calendar base year average of 30 to 23 in CY2012.



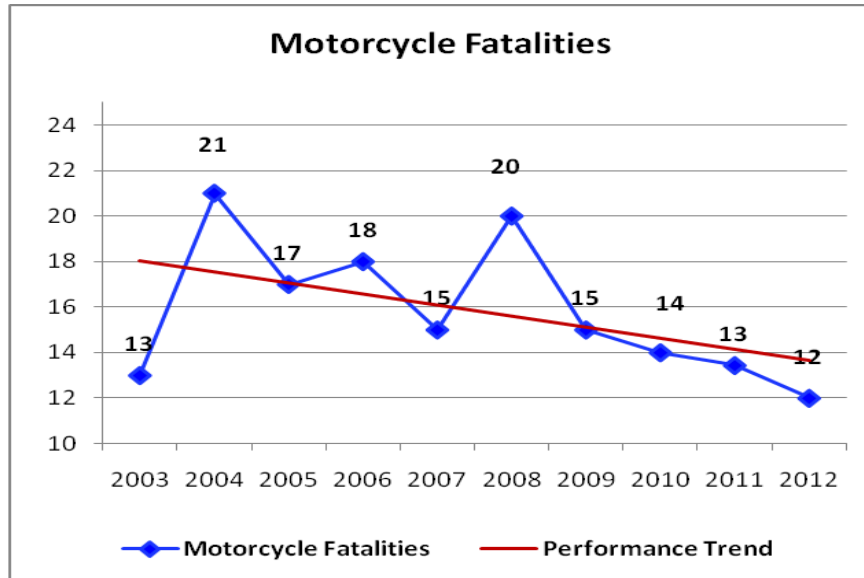
Goal: Pedestrian Fatalities

To reduce Pedestrian Fatalities by 40% from the 2008-2010 calendar base year average of 7 to 4 in CY2012.



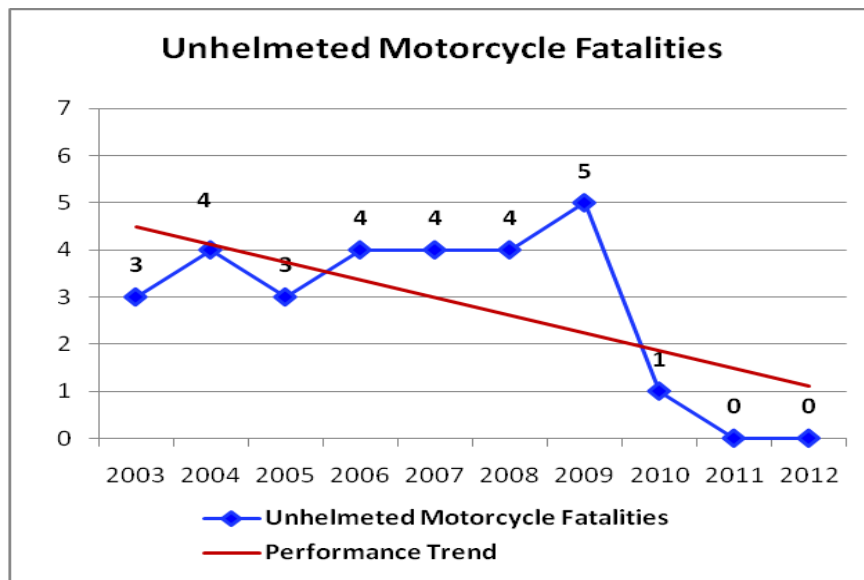
Goal: Motorcycle Fatalities

To decrease Motorcycle Fatalities by 20% from the 2008-2010 calendar base year average of 16 to 12 in CY2012.



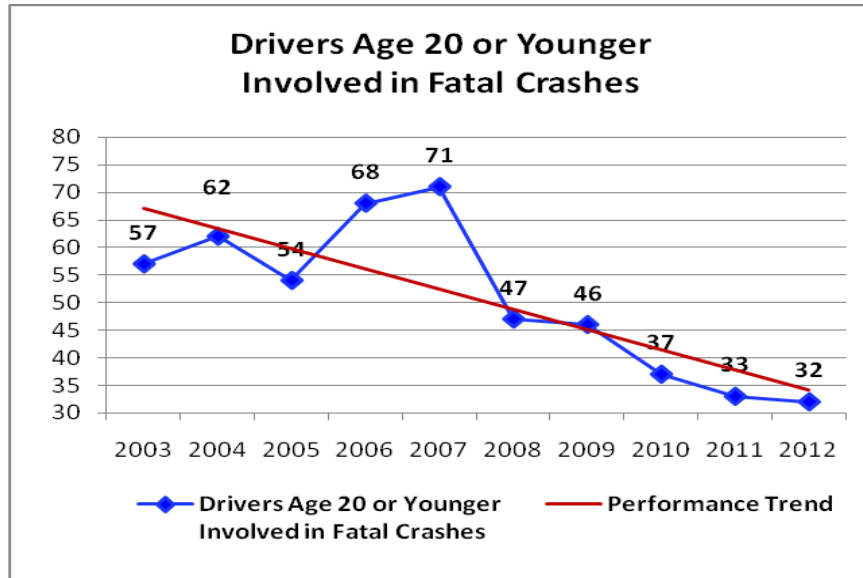
Goal: Unhelmeted Motorcycle Fatalities

To decrease Unhelmeted Motorcycle Fatalities by 100% from the 2008-2010 calendar base year average of 3 to 0 in CY2012.



Goal: Drivers Age 20 or Younger Involved in Fatal Crashes

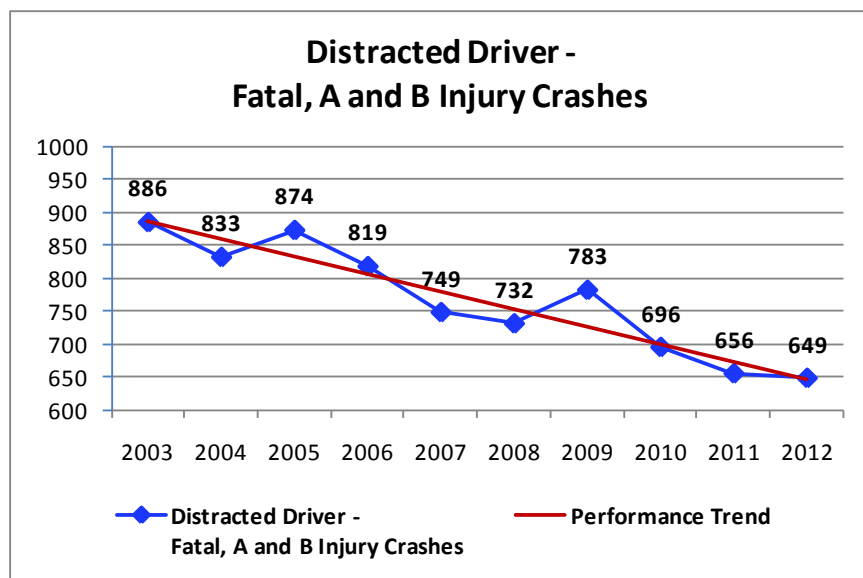
To decrease Drivers Age 20 or Younger Involved in Fatal Crashes by 25% from the 2008-2010 calendar base year average of 43 to 32 in CY2012.



Goal: Distracted Driver – Fatal, A and B Injury Crashes*

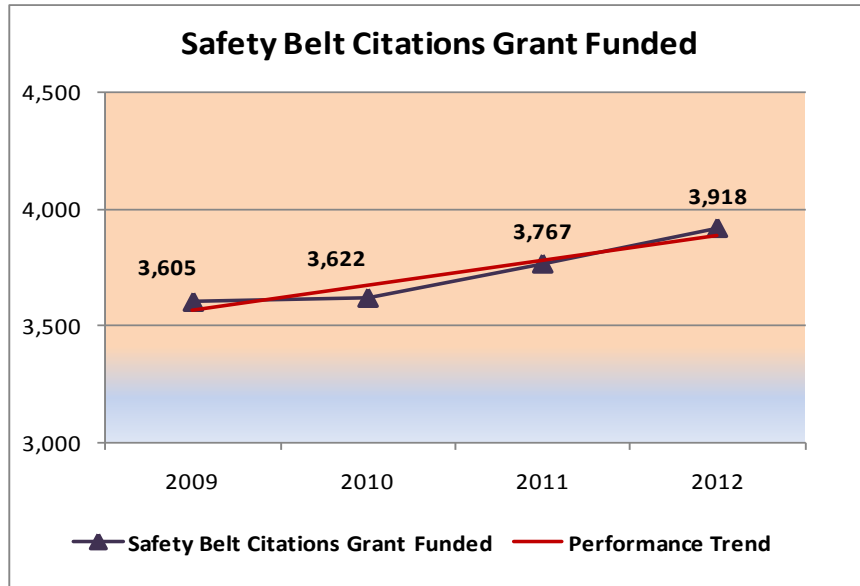
*Includes Inattention, Mobile Phone Distraction, Distracted – Other, and Follow Too Closely

To reduce Distracted Driver – Fatal, A and B Injury Crashes by 12% from the 2008-2010 calendar base year average of 737 to 649 in CY2012.



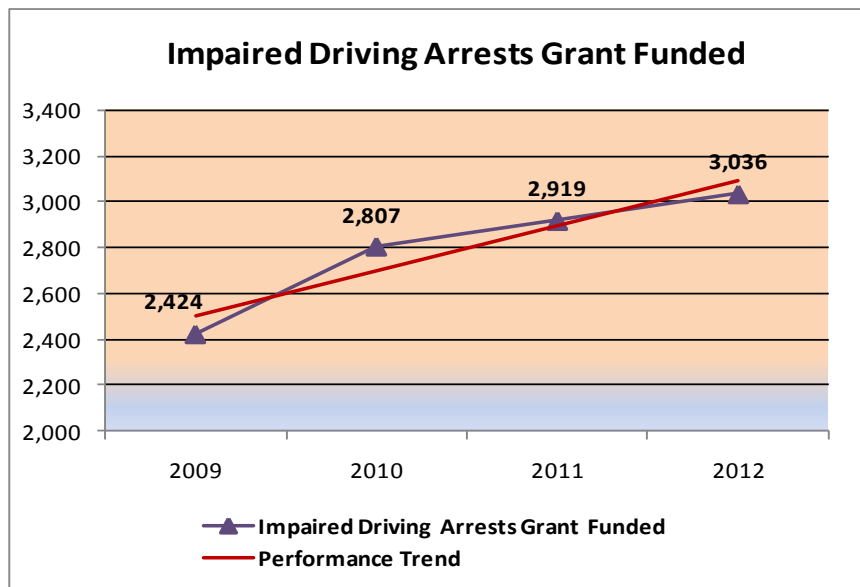
Goal: Safety Belt Citations Grant Funded

To increase Safety Belt Citations Grant Funded by 4% from the 2010 calendar base year of 3,622 to 3,918 in CY2012.



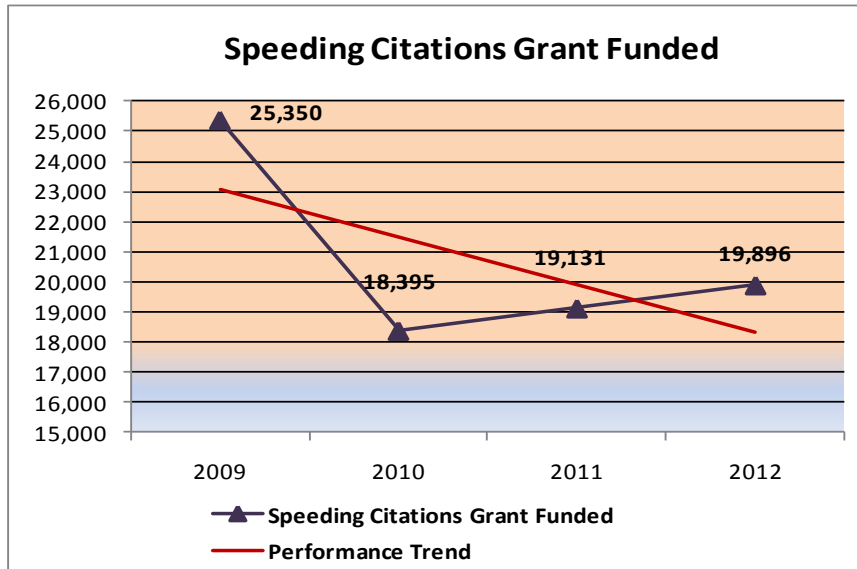
Goal: Impaired Driving Arrests Grant Funded

To increase Impaired Driving Arrests Grant Funded by 4% from the 2010 calendar base year of 2,807 to 3,036 in CY2012.



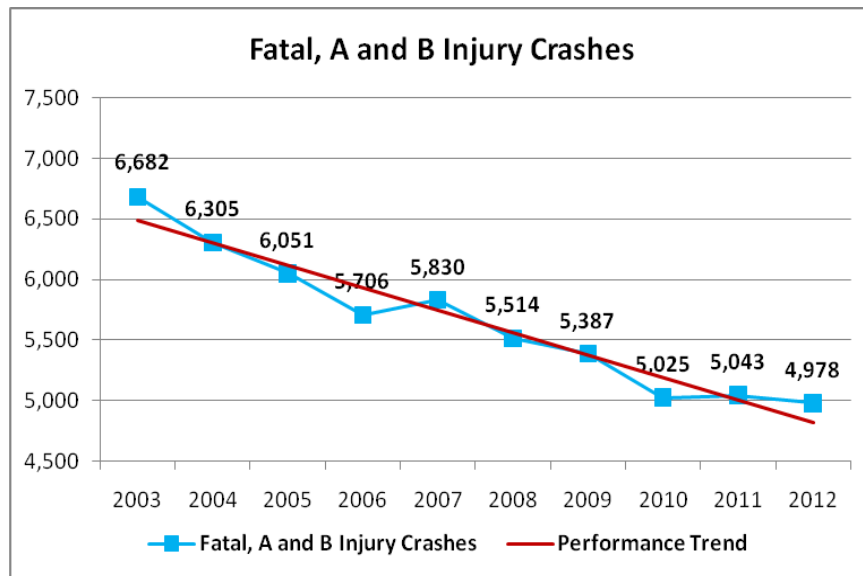
Goal: Speeding Citations Grant Funded

To increase Speeding Citation Grant Funded by 4% from the 2010 calendar base year 18,395 to 19,896 in CY2012.



Overall Goal: Fatal, A and B Injury Crashes

To decrease Fatal, A and B Injury Crashes by 5% from the 2008-2010 calendar base year average of 5,309 to 4,978 in CY2012.

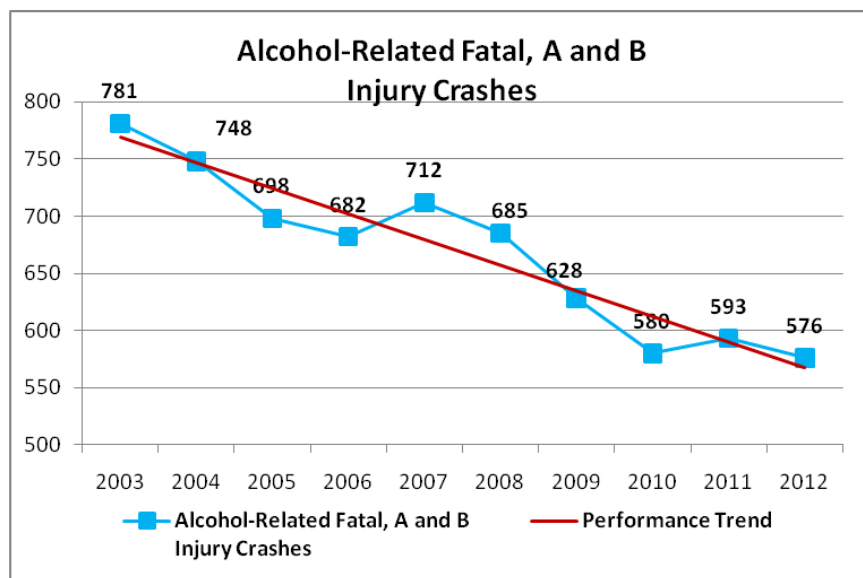


Performance Measures

The FY2012 selected emphasis areas are as follows:

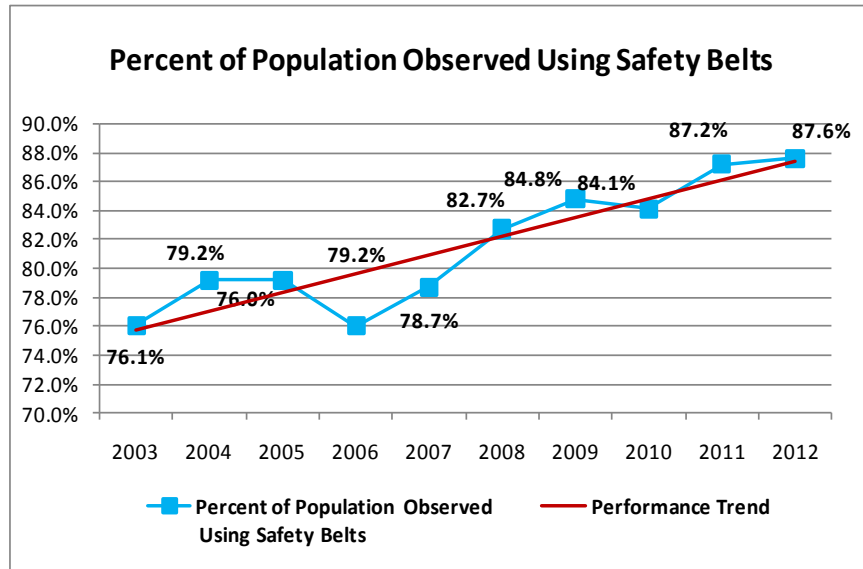
1. Alcohol-Related Fatal, A and B Injury Crashes

To decrease Alcohol-Related Fatal, A and B Injury Crashes by 6% from the 2008-2010 calendar base year average of 631 to 576 in CY2012.



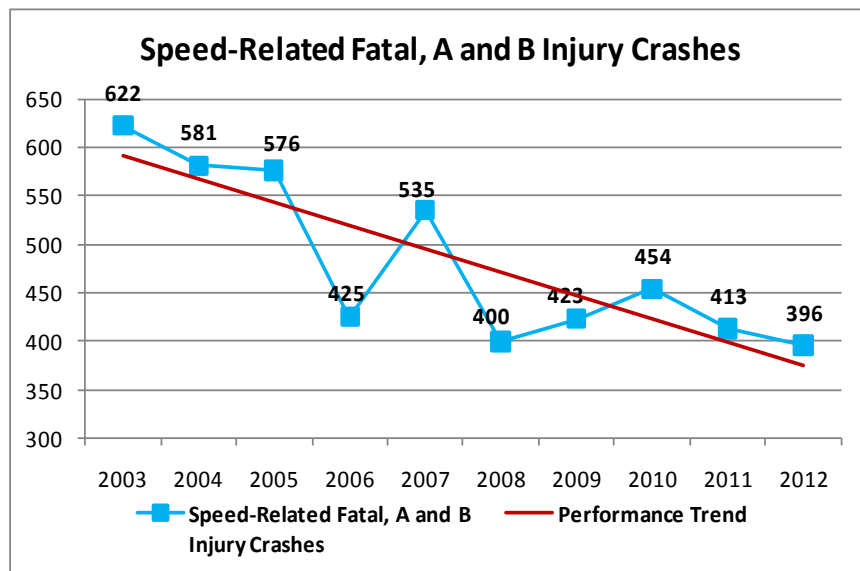
2. Occupant Restraint Use

To increase Statewide Observed Seat Belt Use of Front Seat Outboard Occupants in Passenger Vehicles by 4% from the 2010 calendar year usage rate of 84.1% to 87.6% in CY2012.



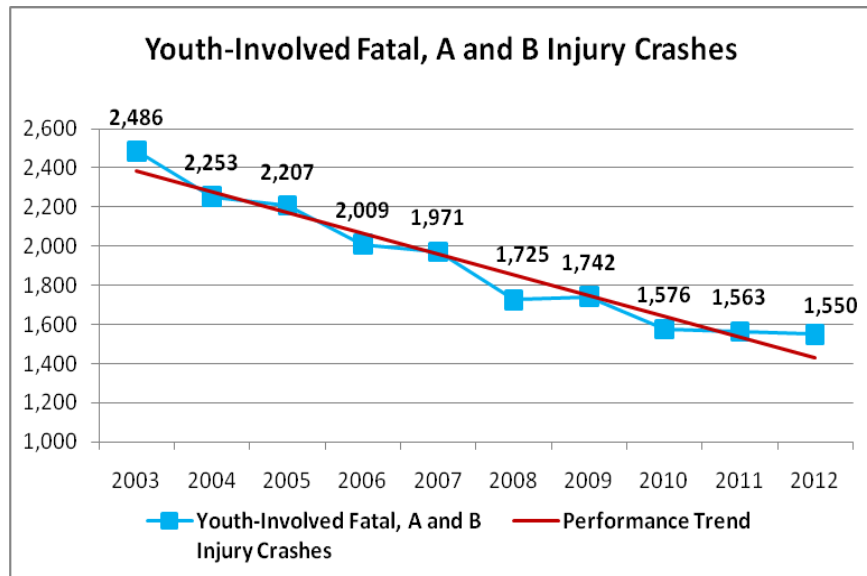
3. Speed-Related Fatal, A and B Injury Crashes

To decrease Speed-Related Fatal, A and B Injury Crashes by 7% from the 2008-2010 calendar base year average of 426 to 396 in CY2012.



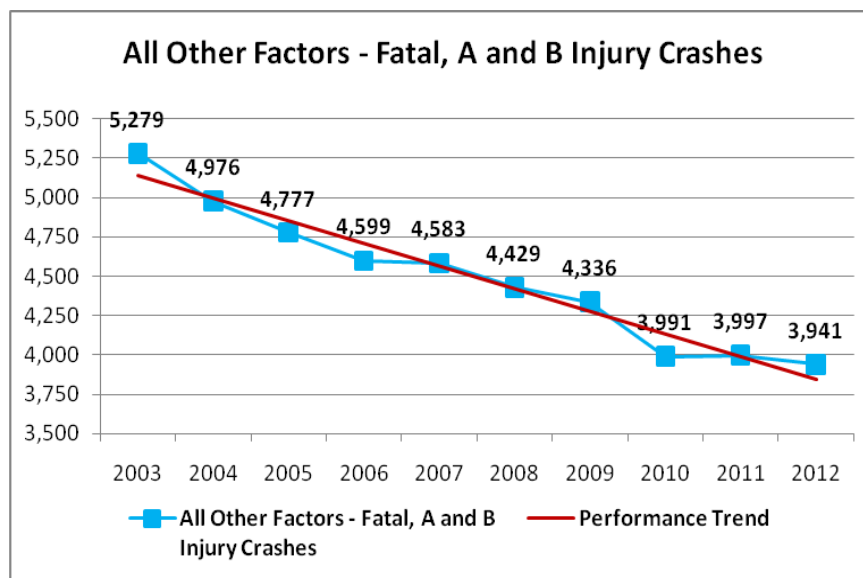
4. Youth-Involved Fatal, A and B Injury Crashes

To decrease Youth-Involved Fatal, A and B Injury Crashes by 7% from the 2008-2010 calendar base year average of 1,681 to 1,550 in CY2012.



5. All Other Factors - Fatal, A and B Injury Crashes

To decrease All Other Factors - Fatal, A and B Injury Crashes by 6% from the 2008-2010 calendar base year average of 4,252 to 3,941 in CY2012.



Program, Project and Activity Selection Process

The NOHS utilizes the following major steps to determine the appropriate selection of programs, projects, and activities for the FY2012 funding period:

- Problem identification for specific geographical and demographic priority areas (April/May);
- Prioritizing or ranking of the emphasis areas (April/May);
- Goals are established (April/May);
- Proposals solicited and/or reviewed (May/June);
- Funding resources assessed and recommendations developed (May/June);
- Preliminary program, project, or activity selection based upon need, performance, and outcome expectations (June/July);
- Final contracts negotiation and approval (August/September).

The program, project, and activity selection is the responsibility of the NOHS professional staff. Information from a variety of data sources is utilized. An evaluation criteria format is used to determine how individual applications compare. These comparisons and ratings are used to make final funding determinations.

Supplemental Problem Identification Data


1. Nebraska Annual "Years of Life Lost"* Due to Traffic Deaths

Nebraska Annual "Years of Life Lost"* Due to Traffic Deaths			
(Based on Calendar Year Fatality Data)			
Age Group	2008	2009	2010
0 thru 5	220	154	150
6 thru 10	66	137	268
11 thru 15	511	480	435
16 thru 20	2,035	1,761	1,156
21 thru 25	1,305	1,346	1,294
26 thru 30	556	1,141	719
31 thru 35	613	533	665
36 thru 40	406	670	45
41 thru 45	509	491	379
46 thru 50	506	503	421
51 thru 55	352	309	179
56 thru 60	256	157	142
61 thru 65	36	119	143
66 thru 70	107	48	61
71 thru 75	32	26	30
76 thru 80	10	10	10
Total	7,520	7,885	6,097

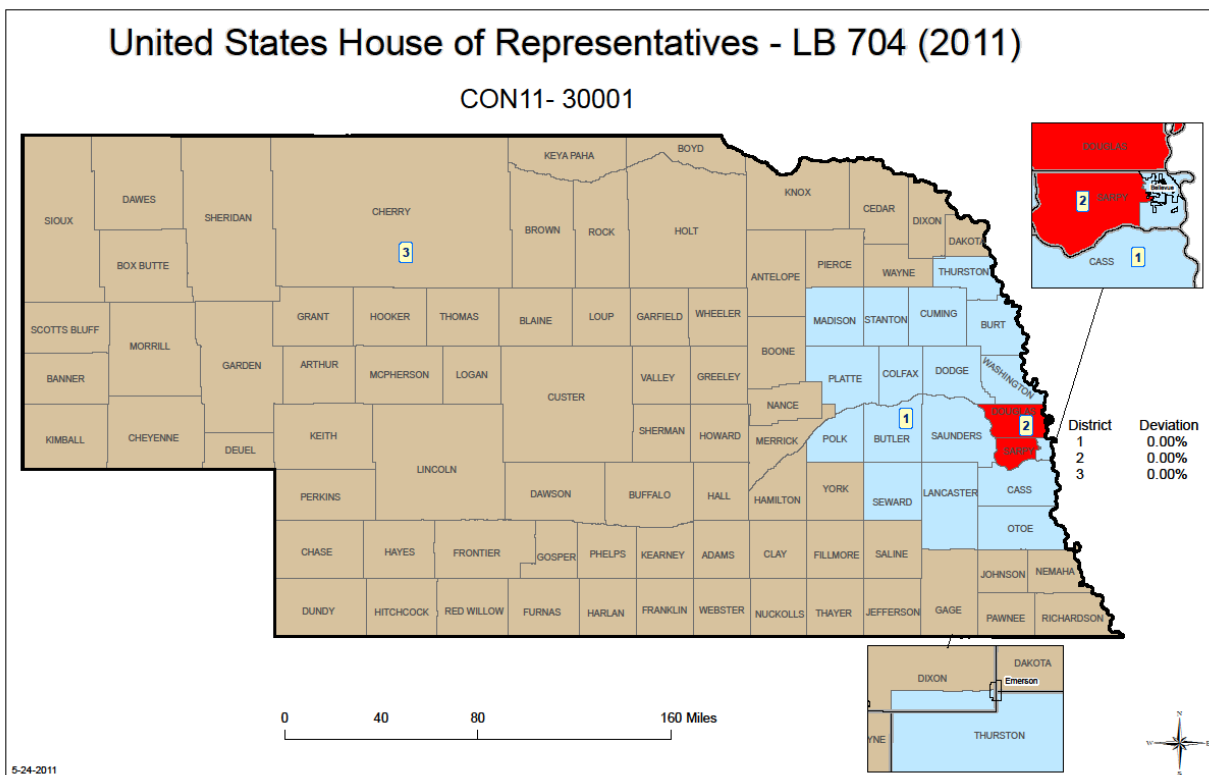
Based on Nebraska Life Expectancy Estimate of 80 Years for Females and 73 Years for Males

*Based on Calendar Year Fatality Data.

2. Nebraska Priority Counties

		NEBRASKA PRIORITY COUNTIES FOR FY2012 COUNTY CRASH RATE compared to STATE CRASH RATE PER 100 MILLION MILES							
Congressional District	County	FAB Crashes	FAB Crash Rate	Alcohol Rate	Speed Rate	Youth 16-20 Rate	All Other Factors Rate	Low Occ/Prot Percentage	2010 Population*
Three	Adams	77	32.9	6.0	4.7	12.0	22.2	63.1%	31,364
Three	Buffalo	143	24.1	2.5	1.0	7.9	16.0	71.9%	46,102
One	Cass	79	19.6	3.2	2.0	5.5	20.6	73.5%	25,241
One	Dakota	39	20.3	1.6	1.6	6.8	14.4	78.5%	21,006
Three	Dawson	62	14.8	2.4	1.7	4.0	10.7	62.7%	24,326
One	Dodge	134	38.8	6.1	3.8	15.9	28.9	71.7%	36,691
One	Douglas	1,241	28.0	2.9	1.5	7.7	23.6	71.9%	517,110
One	Gage	71	29.9	3.8	3.8	8.4	22.3	72.5%	22,311
Three	Hall	203	32.6	3.9	3.1	11.7	25.7	74.9%	58,607
Three	Holt	36	23.8	2.0	4.0	4.6	17.9	46.8%	10,435
One	Lancaster	912	38.6	3.2	2.2	13.8	33.3	85.6%	285,407
Three	Lincoln	132	22.5	2.4	3.9	4.6	16.2	76.0%	36,288
One	Madison	89	30.4	4.8	3.8	13.0	21.9	71.9%	34,876
One	Otoe	35	14.2	1.6	1.2	4.1	11.4	56.8%	15,740
Three	Platte	90	30.1	4.7	2.7	10.7	22.7	68.4%	32,237
One/Two	Sarpy	310	25.2	2.4	1.6	10.3	21.2	84.1%	158,840
One	Saunders	61	28.6	2.8	2.3	7.0	23.5	56.4%	20,780
Three	Scotts Bluff	108	35.0	5.2	1.9	11.3	27.9	68.5%	36,970
One	Seward	80	21.2	1.9	5.3	6.6	14.0	72.1%	16,750
One	Washington	52	27.0	1.0	3.6	8.8	22.3	74.1%	20,234
Three	York	57	16.2	1.4	2.3	4.6	12.5	66.4%	13,665
21 County Population									1,464,980
Statewide		5,025	25.5	2.9	2.3	8.8	20.3	72.9%	1,826,341
Blue indicates High Crash Rates for Alcohol, Speed and Youth and Red indicates Low Occupant Protection Usage									80.2%
Data taken off 2010 Standard Summaries, Fatal, A / B Injuries, Statewide and County									of Population
*U.S. Census Bureau									Revised 5/18/2011

3. Congressional Districts of Nebraska



4. Nebraska State Traffic Records Data

NEBRASKA STATE TRAFFIC RECORDS DATA			
	2008	2009	2010
POPULATION[^]	1,783,432	1,796,619	1,826,341
LICENSED DRIVERS	1,380,472	1,380,859	1,383,840
REGISTERED VEHICLES	2,184,102	2,204,967	2,224,101
VEHICLE MILES (MILLIONS)	18,864	19,147	19,698
FATALITY RATE (MILLIONS)	1.10	1.16	0.97
FATAL CRASHES	188	205	166
FATALITIES	208	223	190
A* INJURY CRASHES	1,482	1,517	1,403
B* INJURY CRASHES	3,844	3,665	3,456
C* INJURY CRASHES	6,984	7,030	6,703
A* INJURIES	1,854	1,945	1,750
B* INJURIES	5,059	4,887	4,618
C* INJURIES	10,886	10,943	10,344
ALCOHOL RELATED FATAL CRASHES	61	73	46
ALCOHOL RELATED FATALITIES	67	79	53
ALCOHOL RELATED A & B** INJURY CRASHES	624	555	534
ALCOHOL RELATED C** INJURY CRASHES	285	269	256
ALCOHOL RELATED A & B** INJURIES	948	877	855
ALCOHOL RELATED C** INJURIES	356	361	324
DRIVING UNDER INFLUENCE (DUI) ARRESTS#	13,660	13,399	12,399
DRIVING UNDER INFLUENCE (DUI) CONVICTIONS##	11,504	11,520	10,646
SAFETY BELT CONVICTIONS##	9,325	10,118	9,869
CHILD RESTRAINT CONVICTIONS##	1,742	1,628	1,530
OBSERVED CHILD RESTRAINT USE	96.8%	95.4%	91.5%
REPORTED RESTRAINT USE### (FATAL, A* & B*)	69.3%	70.2%	72.9%
OBSERVED RESTRAINT USE	82.7%	84.8%	84.1%
SPEEDING CONVICTIONS##			
COUNTY/STATE	39,862	39,110	36,913
MUNICIPAL	29,289	31,839	29,789
INTERSTATE	11,678	11,531	8,839
SPEEDING	1,464	1,315	1,298
SPEED TOO FAST FOR CONDITIONS	504	548	699
TOTAL SPEED CONVICTIONS	82,797	84,343	77,538
<p>* A - Disabling Injuries B - Visible, but not Disabling Injury C - Possible Injury [^] U.S. Census Bureau, Population Estimates Program License Drivers include all Permits (LPE, LPD, SCH, POP) Registered Vehicles includes Nebraska Based Commercial Vehicles # Source: Nebraska Commission on Law Enforcement and Criminal Justice, Uniform Crime Reports ## Source: Nebraska Department of Motor Vehicles, Driver Records Statistics ### Source: Nebraska Department of Roads, Standard Summary of Nebraska, 5/29/09, 4/27/10, 4/25/2011 Nebraska Office of Highway Safety, P.O. Box 94612, Lincoln, NE 68509 Phone: (402)471-2515 FAX: (402)471-3865 Last Date Modified: 5/16/11</p>			

5. Nebraska – Drivers (Age 16 thru 20) Traffic Records Crash Data

NEBRASKA - DRIVERS (Age 16 thru 20) TRAFFIC RECORDS DATA			
	2008	2009	2010
LICENSED DRIVERS (Age 16 - 20)	118,369	114,515	112,436
FATAL CRASHES	44	46	31
FATALITIES	49	54	33
A* & B* INJURY CRASHES	1,683	1,662	1,508
C* INJURY CRASHES	2,398	2,255	2,159
A* & B* INJURIES	3,011	2,940	2,577
C* INJURIES	3,326	3,063	2,976
ALCOHOL-RELATED FATAL CRASHES	14	16	12
ALCOHOL-RELATED FATALITIES	14	18	14
ALCOHOL-RELATED A* & B* INJURY CRASHES	145	111	137
ALCOHOL-RELATED C* INJURY CRASHES	70	48	59
ALCOHOL-RELATED A* & B* INJURIES	223	180	261
ALCOHOL-RELATED C* INJURIES	102	72	86
TOTAL ARRESTS UNDER AGE 18: #			
DRIVING UNDER INFLUENCE (DUI)	238	230	205
LIQUOR LAW VIOLATIONS (MINOR IN POSSESSION)	2,476	2,019	1,739
DUI CONVICTIONS ##	1,038	966	902
.02 CONVICTIONS ##	51	50	38
VIOLATE LEARNER'S PERMIT/SCHOOL PERMIT/ PROVISIONAL OPERATOR PERMIT ##	859	717	616
SAFETY BELT CONVICTIONS ##	2,005	2,201	1,933
CHILD RESTRAINT CONVICTIONS ##	152	150	144
REPORTED RESTRAINT USE ###	74.4%	57.8%	72.9%
SPEEDING CONVICTIONS ##			
COUNTY/STATE	6,300	6,463	5,691
MUNICIPAL	5,086	5,260	4,368
INTERSTATE	1,784	1,801	1,406
SPEED TOO FAST FOR CONDITIONS	112	131	159
TOTAL SPEED CONVICTIONS	13,282	13,655	11,624
* A - Disabling Injuries * B - Visible, but not Disabling Injury * C - Possible Injury Licensed Drivers Includes all Permits (Learner's Permit-LPE & LPD), (School Permit-SCH), (Provisional Operator's Permit-POP) # Source: Nebraska Commission on Law Enforcement and Criminal Justice, Uniform Crime Reports ## Source: Nebraska Department of Motor Vehicles, Driver Records Statistics ### Source: Nebraska Department of Roads, Standard Summary of Nebraska, 5/29/09, 4/27/10, 4/25/11 Nebraska Office of Highway Safety, P.O. Box 94612, Lincoln, NE 68509 Phone: (402)471-2515 FAX: (402)471-3865 Last Date Modified: 5/23/11			

6. Nebraska Fatal, A and B Injury Crash Data by County and Calendar Year

NEBRASKA FATAL, A & B INJURY CRASHES (CY 2010)											
(COUNTIES BY CRASH TOTAL)											
DIST.	COUNTY	FATAL	A *	B *	TOTAL	DIST.	COUNTY	FATAL	A *	B *	TOTAL
1	LANCASTER	10	215	687	912	3	HALL	1	54	148	203
1	DODGE	3	38	93	134	3	BUFFALO	2	42	99	143
1	PLATTE	3	27	60	90	3	LINCOLN	6	41	85	132
1	MADISON	4	12	73	89	3	SCOTTS BLUFF	4	28	76	108
1	SEWARD	7	29	44	80	3	ADAMS	2	11	64	77
1	CASS	3	14	62	79	3	GAGE	7	17	47	71
1	SAUNDERS	5	19	37	61	3	DAWSON	4	15	43	62
1	WASHINGTON	6	10	36	52	3	YORK	4	20	33	57
1	OTOE	2	16	17	35	3	DAKOTA	2	11	26	39
1	CUMING	1	14	15	30	3	HOLT	3	9	24	36
1	COLFAX	2	9	14	25	3	KEITH	1	14	18	33
1	THURSTON	0	11	11	22	3	WAYNE	1	12	19	32
1	BURT	0	6	13	19	3	PIERCE	1	8	23	32
1	BUTLER	2	7	9	18	3	HAMILTON	2	10	18	30
1	STANTON	0	9	8	17	3	SALINE	1	10	19	30
1	POLK	1	4	12	17	3	MERRICK	1	7	21	29
	TOTAL	49	440	1,191	1,680	3	BOX BUTTE	2	6	20	28
						3	RED WILLOW	2	9	15	26
						3	DAWES	0	10	15	25
						3	KEARNEY	4	9	12	25
						3	KNOX	2	13	10	25
						3	CUSTER	1	9	14	24
						3	JEFFERSON	1	8	14	23
						3	CHEYENNE	1	4	17	22
						3	CEDAR	2	5	14	21
						3	CHERRY	2	6	13	21
						3	CLAY	1	10	10	21
						3	NEMAHA	0	4	16	20
						3	SHERIDAN	0	10	10	20
						3	HITCHCOCK	1	5	13	19
						3	KIMBALL	2	8	9	19
						3	ANTELOPE	0	7	11	18
						3	HOWARD	1	11	5	17
						3	RICHARDSON	0	6	10	16
						3	BOONE	1	3	11	15
						3	FILLMORE	0	6	9	15
						3	PHELPS	0	3	12	15
						3	DEUEL	1	7	6	14
						3	DIXON	1	4	7	12
						3	WEBSTER	2	5	5	12
						3	FURNAS	3	1	7	11
						3	GREELEY	0	7	4	11
						3	MORRILL	1	2	8	11
						3	THAYER	1	5	5	11
						3	CHASE	1	5	4	10
						3	FRONTIER	0	4	6	10
						3	NANCE	0	5	5	10
						3	PAWNEE	1	6	2	9
						3	BROWN	1	2	6	9
						3	PERKINS	0	3	6	9
						3	FRANKLIN	0	6	2	8
						3	HARLAN	0	2	6	8
						3	SHERMAN	2	3	3	8
						3	SIoux	0	1	7	8
						3	VALLEY	1	2	5	8
						3	GOSPER	1	4	2	7
						3	GARDEN	0	4	2	6
						3	HOOKER	0	1	4	5
						3	NUCKOLLS	0	1	4	5
						3	ROCK	0	2	3	5
						3	JOHNSON	0	3	1	4
						3	BANNER	1	1	2	4
						3	GARFIELD	0	2	2	4
						3	HAYES	0	1	3	4
						3	THOMAS	1	2	1	4
						3	BOYD	0	1	2	3
						3	DUNDY	0	2	1	3
						3	MCPHERSON	0	1	2	3
						3	ARTHUR	0	1	1	2
						3	GRANT	0	2	0	2
						3	LOGAN	0	0	2	2
						3	KEYA PAHA	0	1	0	1
						3	LOUP	0	1	0	1
						3	WHEELER	0	1	0	1
						3	BLAINE	0	0	0	0
							TOTAL	83	562	1,149	1,794

CY - Calendar Year

* INJURY SEVERITY CODES

A = Disabling Injury

B = Visible, but not disabling injury

NEBRASKA FATAL, A & B INJURY CRASHES (CY 2009)
(COUNTIES BY CRASH TOTAL)

DIST.	COUNTY	FATAL	A *	B *	TOTAL	DIST.	COUNTY	FATAL	A *	B *	TOTAL
1	LANCASTER	10	214	718	942	3	HALL	7	68	133	208
1	DODGE	4	31	81	116	3	LINCOLN	5	52	98	155
1	MADISON	3	38	68	109	3	SCOTTS BLUFF	4	31	96	131
1	GAGE	3	37	49	89	3	BUFFALO	9	36	84	129
1	CASS	7	13	44	64	3	PLATTE	7	25	85	117
1	WASHINGTON	2	14	47	63	3	ADAMS	4	14	78	96
1	SAUNDERS	3	11	44	58	3	DAWSON	5	23	50	78
1	SEWARD	4	13	40	57	3	YORK	6	13	31	50
1	OTOE	4	16	33	53	3	BOX BUTTE	4	14	25	43
1	DAKOTA	0	11	22	33	3	CUSTER	6	15	22	43
1	CUMING	1	10	21	32	3	SALINE	0	17	24	41
1	CEDAR	2	8	17	27	3	DAWES	3	8	23	34
1	COLFAX	2	10	15	27	3	HAMILTON	1	17	16	34
1	WAYNE	0	9	18	27	3	RED WILLOW	0	10	23	33
1	JOHNSON	0	15	6	21	3	KEITH	4	12	16	32
1	BUTLER	0	11	8	19	3	ANTELOPE	1	10	18	29
1	RICHARDSON	1	4	12	17	3	MERRICK	2	5	21	28
1	THURSTON	3	3	11	17	3	CHEYENNE	2	7	18	27
1	DIXON	2	6	7	15	3	HOLT	2	10	15	27
1	NEMAHA	1	6	7	14	3	PHELPS	4	5	18	27
1 - 3	BURT	0	3	10	13	3	KNOX	2	11	13	26
1	STANTON	0	4	6	10	3	SHERIDAN	3	6	16	25
1	PAWNEE	1	5	3	9	3	CLAY	8	4	9	21
	TOTAL	53	492	1,287	1,832	3	PIERCE	1	5	14	20
						3	JEFFERSON	0	9	10	19
						3	KEARNEY	0	7	12	19
						3	MORRILL	1	9	9	19
						3	POLK	1	8	10	19
						3	FILLMORE	1	4	13	18
						3	BOONE	1	6	9	16
						3	CHERRY	5	7	4	16
						3	THAYER	1	5	10	16
						3	VALLEY	2	6	8	16
						3	KIMBALL	0	8	7	15
						3	DEUEL	3	3	8	14
						3	CHASE	3	6	4	13
						3	FURNAS	2	2	9	13
						3	HITCHCOCK	0	3	10	13
						3	HOWARD	1	4	8	13
						3	PERKINS	1	5	6	12
						3	WEBSTER	0	7	4	11
						3	BROWN	3	2	5	10
						3	NUCKOLLS	0	0	10	10
						3	BOYD	1	4	4	9
						3	FRANKLIN	0	2	7	9
						3	FRONTIER	1	3	5	9
						3	NANCE	0	4	4	8
						3	SHERMAN	1	4	3	8
						3	DUNDY	1	2	4	7
						3	HARLAN	0	1	6	7
						3	GOSPER	1	2	3	6
						3	BANNER	0	3	2	5
						3	GARDEN	0	2	3	5
						3	GARFIELD	0	2	3	5
						3	THOMAS	1	0	3	4
						3	ARTHUR	0	1	2	3
						3	GRANT	0	1	2	3
						3	GREELEY	0	3	0	3
						3	HOOKER	0	1	2	3
						3	SIOUX	0	1	2	3
						3	BLAINE	0	1	1	2
						3	HAYES	0	1	1	2
						3	KEYA PAHA	0	0	2	2
						3	LOGAN	0	0	2	2
						3	WHEELER	1	0	1	2
						3	MCPHERSON	0	0	1	1
						3	LOUP	0	0	0	0
						3	ROCK	0	0	0	0
							TOTAL	122	557	1,165	1,844

CY - Calendar Year

* INJURY SEVERITY CODES

A = Disabling Injury

B = Visible, but not disabling injury

NEBRASKA FATAL, A & B INJURY CRASHES (CY 2008)

(COUNTIES BY CRASH TOTAL)

DIST.	COUNTY	FATAL	A *	B *	TOTAL	DIST.	COUNTY	FATAL	A *	B *	TOTAL
1	LANCASTER	12	219	733	964	3	HALL	5	47	160	212
1	DODGE	3	34	94	131	3	LINCOLN	3	30	121	154
1	MADISON	2	25	65	92	3	SCOTTS BLUFF	4	28	102	134
1	GAGE	6	27	51	84	3	BUFFALO	7	37	91	135
1	CASS	8	18	38	64	3	PLATTE	5	35	90	130
1	WASHINGTON	0	17	47	64	3	ADAMS	1	20	55	76
1	OTOE	3	17	39	59	3	DAWSON	3	14	41	58
1	SAUNDERS	2	22	46	70	3	YORK	1	13	29	43
1	SEWARD	5	23	28	56	3	SALINE	1	9	22	32
1	DAKOTA	2	12	27	41	3	KEITH	2	13	31	46
1	CUMING	3	13	20	36	3	HAMILTON	1	12	34	47
1	WAYNE	2	8	18	28	3	CHEYENNE	5	18	23	46
1	RICHARDSON	1	10	14	25	3	RED WILLOW	1	13	25	39
1	COLFAX	2	8	13	23	3	CUSTER	1	11	19	31
1	NEMAHA	3	6	13	22	3	BOX BUTTE	1	10	19	30
1	BUTLER	4	7	9	20	3	PHELPS	2	8	20	30
1	THURSTON	0	7	12	19	3	KEARNEY	4	12	13	29
1	DIXON	4	5	10	19	3	MERRICK	1	12	15	28
1	STANTON	1	6	7	14	3	HOLT	3	4	17	24
1	BURT	0	8	5	13	3	CLAY	3	11	9	23
1 - 3	CEDAR	1	6	5	12	3	DAWES	2	4	16	22
1	PAWNEE	1	3	6	10	3	PIERCE	1	10	10	21
1	JOHNSON	1	2	4	7	3	POLK	2	4	15	21
TOTAL		66	503	1,304	1,873	3	ANTELOPE	2	4	13	19
						3	JEFFERSON	1	3	14	18
						3	KNOX	2	4	11	17
						3	KIMBALL	3	10	4	17
						3	VALLEY	0	7	9	16
						3	FILLMORE	1	6	8	15
						3	MORRILL	4	4	6	14
						3	DEUEL	4	5	5	14
						3	HOWARD	0	2	11	13
						3	SHERIDAN	2	4	7	13
						3	FURNAS	3	3	7	13
						3	HARLAN	2	5	6	13
						3	HITCHCOCK	1	6	6	13
						3	THAYER	0	1	11	12
						3	PERKINS	1	3	8	12
						3	NANCE	2	3	6	11
						3	WEBSTER	1	3	6	10
						3	SHERMAN	0	4	6	10
						3	FRONTIER	3	1	6	10
						3	CHERRY	0	6	3	9
						3	GREELEY	0	1	8	9
						3	BROWN	0	3	5	8
						3	FRANKLIN	1	3	3	7
						3	CHASE	0	2	5	7
						3	BOYD	2	1	4	7
						3	BOONE	0	3	3	6
						3	BANNER	1	3	2	6
						3	ROCK	0	1	5	6
						3	NUCKOLLS	2	2	1	5
						3	GARDEN	0	3	2	5
						3	SIOUX	0	2	3	5
						3	ARTHUR	0	2	3	5
						3	HOCKER	0	0	5	5
						3	GOSPER	0	2	2	4
						3	WHEELER	0	1	3	4
						3	THOMAS	0	1	3	4
						3	DUNDY	0	3	1	4
						3	GRANT	0	1	2	3
						3	HAYES	0	0	2	2
						3	LOGAN	0	1	1	2
						3	GARFIELD	0	1	1	2
						3	LOUP	0	0	2	2
						3	BLAINE	0	0	1	1
						3	KEYA PAHA	0	0	0	0
						3	MCPHERSON	0	0	0	0
STATE TOTAL		188	1,482	3,844	5,514	TOTAL		97	495	1,197	1,789

CY - Calendar Year

* INJURY SEVERITY CODES

A = Disabling Injury

B = Visible, but not disabling injury

Section 402 State and Community Highway Safety Projects by Program Area

The Nebraska Office of Highway Safety (NOHS) has allocated its Section 402 State and Community Highway Safety funds for Federal Fiscal Year 2012 (October 1, 2011 - September 30, 2012) to 33 program tasks. This listing provides a brief description of the projects. While there are 33 program tasks, an expected total of more than 150 individual projects will result from the mini-grant contract awards. A total of \$2,377,268 has been estimated for Fiscal Year 2012.

Planning and Administration

Project Number: 402-12-01

Project Title: **Planning and Administration / NOHS**

Description:

Provide the staff and facility resources to deliver programs that meet the program goals and objectives to reduce crashes, injuries and deaths. Provide funding to the NOHS for basic administrative costs including office expenses, memberships, and travel expenses for an administrator, including personal services for accountant, and staff assistant. Required hard matching funds for administration come from the Department of Roads Cash funds. OJJDP administrative costs are expended from the OJJDP Enforcing Laws federal grant funding. As required, state cash funding will hard match each federal dollar expended in this project. This project is responsible for collaborating with partners in transportation safety, public safety and injury control programs. The performance measures for this project are as follows: Quality and timeliness of annual programs, plans and evaluation reports, to actively participate in statewide, multidisciplinary transportation safety, public safety and injury control programs.

The Director of the Department of Motor Vehicles (DMV) has authorized the use of state funds of the DMV Vehicle Services Division and the Driver Licensing Division for soft matching the federal highway safety funding. NOHS maintains documentation from the DMV to meet the requirements of NHTSA Order 452-6C. This documentation is on file for each fiscal year.

Budget: \$160,000

Project Number: 402-12-02

Project Title: **Auditing / NOHS**

Description:

Provide funding to the NOHS for the cost of auditing all highway safety projects. This provides a means of budgeting and a method of cost effectiveness on providing funds for all audits of the activities outlined in the plan. The Auditor of Public Accounts performs the audits.

Budget: \$4,000

Planning and Administration: Budget Summary

Project Number	Project Title	Budget
402-12-01	Planning and Administration	\$160,000
402-12-02	Auditing	\$4,000
Total 402 Funds		\$164,000

Alcohol Program Area

Goal: To decrease Alcohol-Related Fatal, A and B Injury Crashes by 6% from the 2008-2010 calendar base year average of 631 to 576 in CY2012.

Project Number: 402-12-06

Project Title: **Nebraska Collegiate Consortium to Reduce High Risk Drinking/
University of Nebraska at Lincoln – Nebraska Prevention Center for
Alcohol and Drug Abuse**

Description:

Provide funding to further the development of the Nebraska Collegiate Consortium (NCC) to Reduce High Risk Drinking project. This funding will provide technical assistance to develop specific strategic plans, develop campus/community initiatives to reduce high-risk drinking, develop and support brief intervention programs designed to reduce high-risk drinking, liaison with national meetings and organizations, provide skill building opportunities, maintain an effective educational website and list serve, provide technical assistance on the analysis of existing databases and the development of new surveys. This project has developed the CAP (College Alcohol Profile) web-based interactive brief intervention that provides students with immediate personalized and localized comparison for their drinking practices with those of their college peers. This year the NCC will expand program initiatives directed at soliciting increased parental involvement and support to reduce high-risk drinking through Parent CAP development with a parent website. This website will target parents of entering 18-20 year old students. The NCC will also work with member schools to identify their resources and develop individualized media plans. It is also the only program with a customized brief intervention available to all participating colleges.

Budget: \$186,300

Project Number: 402-12-09

Project Title: **Alcohol Program Coordination / NOHS**

Description:

Provides funding for the NOHS for basic allocated staff costs, including personal services, travel expenses, and office expenses, to coordinate, monitor, and audit alcohol program area grants and activities.

Budget: \$85,000

Project Number: 402-12-10

Project Title: **Alcohol Public Information and Education / NOHS**

Description:

Provide funding to the NOHS for promotional/educational equipment and materials including brochures, public service announcements, local mini-grants, and campaigns to encourage increased awareness of impaired driving issues. This project will include paid media.

Budget: \$300,000

Project Number: 402-12-11

Project Title: **Alcohol Equipment Support / NOHS**

Description:

Provide funding for the NOHS to assist local law enforcement agencies in obtaining mouthpieces, evidence cards, Alco cans and completing repairs for preliminary and evidentiary alcohol testing equipment. Funding is also provided to maintain the state's Breath Alcohol Testing Mobile Vehicle (BATmobile). The BATmobile vehicle is loaned to law enforcement agencies at no cost to them to assist in impaired driving enforcement and education efforts.

Budget: \$27,000

Project Number: 402-12-12

Project Title: **Alcohol Selective Overtime Enforcement / NOHS**

Description:

Provide funding to the NOHS to award mini-grants for daytime and nighttime selective overtime alcohol enforcement (compliance checks, saturation patrols, sobriety checkpoints, shoulder taps, may include You Drink & Drive. You Lose. impaired driving crackdown) to state and local law enforcement agencies. Law enforcement agencies must identify specific locations, time of day, day of week, etc. relating to alcohol fatal, A and B injury crashes.

Budget: \$25,000

Project Number: 402-12-17

Project Title: **MADD Court Monitoring Program Statewide Initiatives / Mothers Against Drunk Driving Nebraska State Office**

Description:

Funding will be provided to MADD (Mothers Against Drunk Driving) Nebraska to continue to focus on all counties with specific attention to the 21 priority counties identified by NOHS. This project will implement a statewide court monitoring initiative to educate and train local volunteers to collect data, provide written documents, and observe court in priority counties. MADD will observe court and collect data from additional counties to ascertain whether or not consistent sentencing is utilized across the state. Information gathered through the court-monitoring program will be used to advocate for change and raise public awareness about impaired driving issues and cost to communities. This project will focus on four groups of community stakeholders (prosecutor, county commissioners, city council members and community coalitions) in each county to raise awareness and public trust in the justice system.

Budget: \$77,482

Project Number: 402-12-18

Project Title: **Underage Alcohol Enforcement Initiatives / NOHS**

Description:

Provide mini-grant funding supporting community-based coalitions in Nebraska who are committed to reducing youth-involved motor vehicle crashes, as well as preventing youth access to alcohol and tragic consequences that result from underage drinking that will include enforcement and adjudication strategies and policy and media advocacy efforts. This project will support youth training on policy and media advocacy and leadership issues.

Budget: \$25,000

Project Number: 402-12-25

Project Title: **Traffic Training / NOHS**

Description:

Provide funding assistance through the Mini-Grant Contract Application and Award process to agencies and/or organizations in the twenty-two priority counties to attend traffic safety-related training. This project is to provide assistance to improve and expand the knowledge of law enforcement and traffic safety professionals. This project helps to enhance skills to increase local resources and assist in addressing identified highway safety problems in Nebraska.

Budget: \$20,000

Project Number: 402-12-39

Project Title: **Prosecutorial Response to DUI Crimes /
Nebraska Department of Justice, Nebraska Attorney General's Office**

Description:

Funding will be used to continue to staff a statewide "Traffic Safety Resource Prosecutor" position to aid local prosecution and law enforcement personnel in improving their effectiveness and efficiency in the handling of traffic related offense cases and subsequent related prosecution. This position will continue to provide critical support and training to local prosecutors, judges and law enforcement officials. The cases handled and training presented will be traffic-related with special emphasis on cases involving impaired drivers. The project will create and maintain networking opportunities between law enforcement and prosecutors to strengthen information sharing and facilitate a uniform and effective response to driving under the influence crimes.

Budget: \$104,380

Project Number: 402-12-40

Project Title: **Project Night Life Expansion /
Omaha Police Department**

Description:

Provide funding to the Omaha Police Department to continue to expand the Project Night Life Expansion grant. This project will continue its successes by reinforcing awareness and education of area police officers regarding the Nebraska Graduated Driver Licensing provisions use joint efforts with surrounding local law enforcement agencies to create more awareness, education, and enforcement efforts surrounding the Omaha area. The project will educate teen drivers regarding the need for adhering to these restrictions and the penalties for failure to do so, and educate parents through seminars to make them aware of the need to encourage and provide their assistance in establishing parental rules for teen drivers. Funding for selective enforcement efforts continue monthly concentrating on high crash locations involving young drivers is provided in the grant.

Budget: \$111,204

Project Number: 402-12-41

Project Title: **Judicial Prosecution Training / NOHS**

Description:

Provide funding assistance through the Mini-Grant Contract Application and Award process to Nebraska's judicial branch for training opportunities for prosecutors and judges to attend traffic-related training.

Budget: \$10,000

Alcohol Program Area: Budget Summary

Project Number	Project Title	Budget
402-12-06	Nebraska Collegiate Consortium To Reduce High Risk Drinking	\$186,300
402-12-09	Alcohol Program Coordination	\$85,000
402-12-10	Alcohol Public Information and Education	\$300,000
402-12-11	Alcohol Equipment Support	\$27,000
402-12-12	Alcohol Selective Overtime Enforcement	\$25,000
402-12-17	MADD Court Monitoring Program Statewide Initiatives	\$77,482
402-12-18	Underage Alcohol Coalition	\$25,000
402-12-25	Traffic Training	\$20,000
402-12-39	Prosecutorial Response to DUI Crimes	\$104,380
402-12-40	Project Night Life Expansion	\$111,204
402-12-41	Judicial Prosecution Training	\$10,000
Total 402 Funds		\$971,366

Occupant Protection Program Area

Goal: To increase Statewide Observed Seat Belt Use of Front Seat Outboard Occupants in Passenger Vehicles by 4% from the 2010 calendar year usage rate of 84.1% to 87.6% in CY2012.

Project Number: 402-12-03

Project Title: **Occupant Protection Program Coordination / NOHS**

Description:

This project provides funding for the coordination of the occupant protection projects, along with technical assistance of occupant restraint activities, is to help increase occupant restraint usage. This project provides technical assistance with ongoing public information and education activities, supporting national campaigns, and providing additional support to the activities of NOHS. This project provides funding for NOHS associated staff basic costs, including personal services, travel expenses, and office expenses, etc. to coordinate, monitor, and audit occupant protection program area grants and activities.

Budget: \$80,000

Project Number: 402-12-04

Project Title: **Occupant Protection Public Information and Education / NOHS**

Description:

Provide the NOHS with funding to provide general public information on occupant protection in the target counties. Provide funding assistance through the Mini-Grant Contract Application and Award process to occupant restraint-related problems. Produce and provide media messaging featuring occupant restraint subjects during mobilizations. Contract with selected organizations to display occupant restraint messages at sporting events, liquor establishments, race tracks, etc. Utilize an experienced traffic safety public opinion survey firm to conduct a scientific and statistically valid statewide public opinion survey of Nebraska driver's to establish a baseline for measurement in changes in attitudes. This project will include paid media.

Budget: \$300,000

Project Number: 402-12-05

Project Title: **Hall County STARS (Safe Travel At Rural Schools) / Central Nebraska Community Services, Inc.**

Description:

Provide funding to Central Nebraska Community Services, Inc. to continue collaboration with law enforcement, high schools, the community, and parents in addressing traffic safety in Hall County. This project will target the age group of 16 through 20 in the emphasis areas of alcohol, speed, and occupant restraint use. This will be accomplished through educational materials, surveys, the media, public information and law enforcement efforts.

Budget: \$12,947

Project Number: 402-12-38

Project Title: **Click It Don't Risk It Coalition / NOHS**

Description:

Provide funding for the NOHS through the Mini-Grant Contract Application and Award process to state and community coalition organizations that identify and utilize strategies to increase occupant restraint use. The funding will be used to educate and motivate the at risk populations, including teen drivers, rural and urban pickup drivers, Hispanic population, and children.

Budget: \$70,000

Occupant Protection Program Area: Budget Summary

Project Number	Project Title	Budget
402-12-03	Occupant Protection Program Coordination	\$80,000
402-12-04	Occupant Protection Public Information and Education	\$300,000
402-12-05	Hall County STARS Safe Travel At Rural Schools	\$12,947
402-12-38	Click It Don't Risk It Coalition	\$70,000
Total 402 Funds		\$462,947

Police Traffic Services Program Area

Goal: To decrease All Other Factors - Fatal, A and B Injury Crashes by 6% from the 2008-2010 calendar base year average of 4,252 to 3,941 in CY2012.

Project Number: 402-12-07

Project Title: **Sarpy County Traffic Unit /
Sarpy County Sheriff's Office**

Description:

Provides funding to the Sarpy County Sheriff's Office to continue to implement a multi-jurisdiction Traffic Unit. The Traffic Unit will bring together two law enforcement agencies (including Bellevue Police Department) in an effort to increase selective enforcement in areas where traffic is highest or where problems have been identified by crash data, citizens, or law enforcement without decreasing uniformed patrol levels. The Traffic Unit will consist of a Sarpy County Sergeant and Deputy along with two Bellevue Police Officers.

Budget: \$142,755

Project Number: 402-12-08

Project Title: **La Vista Police Special Enforcement Bureau Motorcycle /
La Vista Police Department**

Description:

Provides funding to the La Vista Police Department to purchase an additional police motorcycle to enhanced traffic enforcement with a motorcycle supervisor available to patrol and supervise/supplement current motorcycle officer activities. The department will increase selective traffic enforcement in identified dangerous/high incident traffic crash locations and prioritize for selective traffic enforcement activities.

Budget: \$21,000

Project Number: 402-12-27

Project Title: **Traffic Selective Overtime Enforcement / NOHS**

Description:

Provides funding for the NOHS to award mini-grants for daytime and nighttime selective overtime traffic enforcement to state and local law enforcement agencies which may include Click It or Ticket mobilization. Participating agencies will be provided funding assistance for the overtime salaries and mileage. Law enforcement agencies must identify specific locations, time of day, day of week, etc. relating to fatal, A and B injury crashes.

Budget: \$50,000

Police Traffic Services Program Area: Budget Summary

Project Number	Project Title	Budget
402-12-07	Sarpy County Traffic Unit	\$142,755
402-12-08	La Vista Police Special Enforcement Bureau Motorcycle	\$21,000
402-12-27	Traffic Selective Overtime Enforcement	\$50,000
Total 402 Funds		\$213,755

Traffic Records Program Area

Goal: To decrease All Other Factors - Fatal, A and B Injury Crashes by 4% from the 2008-2010 calendar base year average of 4,252 to 3,941 in CY2012.

Project Number: 402-12-30

Project Title: Traffic Records / NOHS

Description:

This NOHS internal, support project will assist the NOHS and other state and local agencies to be able to upgrade and improve accessibility to Driver Record files. This support project will also assist in the linkage and automation of other critical databases, such as the Accident Records File, to provide improved and more accurate information for goal setting and problem statements to assist in the reduction of motor vehicle fatalities and injuries. Upgrading the traffic records system would ultimately resolve some of the inherent shortcomings with the current system: inaccessibility of certain files, duplicate sets of data, inaccuracy of some of the data elements, delays in data input, and archaic technology. This grant also provides a mechanism for local entities to apply for mini-grants to upgrade and improve their traffic records' capabilities.

Budget: \$20,000

Project Number: 402-12-31

Project Title: Computer System / NOHS

Description:

Provide funding to the NOHS for supplies, upgrading, and purchasing computer/fax equipment or any other necessary equipment to enhance research and analysis capabilities of traffic safety issues.

Budget: \$10,000

Traffic Records Program Area: Budget Summary

Project Number	Project Title	Budget
402-12-30	Traffic Records	\$20,000
402-12-31	Computer System	\$10,000
Total 402 Funds		\$30,000

Distracted Driving Program Area

Goal: To reduce Distracted Driver – Fatal, A and B Injury Crashes by 10% from the 2008-2010 calendar base year average of 737 to 665 in CY2012.

*Includes Inattention, Mobile Phone Distraction, Distracted – Other, and Follow Too Closely

Project Number: 402-12-13

Project Title: **Distracted Driving Public Information and Education / NOHS**

Description:

Provide funding to the NOHS for promotional/educational equipment and materials including brochures, public service announcements, local mini-grants, and campaigns to encourage increased awareness of distracted driving issues. Anticipate several individual grants will be awarded. This project will include paid media.

Budget: \$30,000

Project Number: 402-12-22

Project Title: **Preventing Distracted Driving Among Teenage Drivers / Department of Health and Human Services (DHHS)**

Description:

Provides funding to Department of Health and Human Services to implement several public health education programs aimed at preventing distracted driving among teenage drivers. A maximum of four mini-grants will be issued to eligible applicants at recognized local public health department that serve in the NOHS priority counties. Technical assistance will be provided by DHHS to the mini-grants recipients. Mini-grants will target distracted teenage driving using a work plan and coordinating efforts with law enforcement and county attorneys to implement their proposed program.

Budget: \$30,500

Distracted Driving Program Area: Budget Summary

Project Number	Project Title	Budget
402-12-13	Distracted Driving Public Information and Education	\$30,000
402-12-22	Preventing Distracted Driving Among Teenage Drivers	\$30,500
Total 402 Funds		\$60,500

Identification and Surveillance Program Area

Goal: To decrease Youth-Involved Fatal, A and B Injury Crashes by 7% from the 2008-2010 calendar base year average of 1,681 to 1,550 in CY2012.

Project Number: 402-12-19

Project Title: Youth Public Information and Education /NOHS

Description:

Provide funding to the NOHS for promotional/educational equipment and materials including brochures, public service announcements, videos, and campaigns targeting youth. Funding for mini-grants specific to youth traffic safety as need is demonstrated. Provide funding to maintain the toll-free TIP line to report underage drinking in the state and to conduct a media campaign to enhance the TIP line public awareness by utilizing community and enforcement partners. This project will include paid media.

Budget: \$50,000

Project Number: 402-12-21

Project Title: Youth Program Coordination / NOHS

Description:

Provides funding to the NOHS for basic staff costs, including personal services, travel and office expenses to coordinate, monitor, and audit youth program area grants and activities. Coordination and technical assistance of teen/youth activities and projects to help with public information and education activities, supporting national campaigns, and providing support for youth activities.

Budget: \$25,000

Project Number: 402-12-23

Project Title: Traffic Safety Program Coordination / NOHS

Description:

Provides funding to the NOHS staff for basic costs, including personal services, travel and office expenses, to coordinate, monitor, and audit traffic safety program area grants and activities (excluding the areas of alcohol, occupant protection, youth, and speed). Coordination of traffic safety projects, along with technical assistance in traffic safety activities to help reduce the number of traffic safety incidents.

Budget: \$142,000

Project Number: 402-12-24

Project Title: Traffic Safety Public Information and Education / NOHS

Description:

Provides funding to the NOHS for promotional/educational equipment and materials including brochures, public service announcements, news clipping services, local mini-grants, and campaigns to encourage increased awareness of traffic laws and issues (other than occupant restraints, alcohol, speed, and youth). Funds will also be used to contract with an experienced traffic safety public opinion survey of Nebraska drivers to establish a baseline for measurements. This project will include paid media.

Budget: \$20,000

Identification and Surveillance Program Area: Budget Summary

Project Number	Project Title	Budget
402-12-19	Youth Public Information and Education	\$50,000
402-12-21	Youth Program Coordination	\$25,000
402-12-23	Traffic Safety Program Coordination	\$142,000
402-12-24	Traffic Safety Public Information and Education	\$20,000
Total 402 Funds		\$237,000

Speed Control Program Area

Goal: To decrease Speed-Related Fatal, A and B Injury Crashes by 4% from the 2008-2010 calendar base year average of 426 to 417 in CY2012.

Project Number: 402-12-32

Project Title: **Speed Program Coordination / NOHS**

Description:

Provides funding for the NOHS for basic staff costs, including personal services, travel expenses, and office expenses, to coordinate, monitor, and audit speed program area grants and activities.

Budget: \$25,000

Project Number: 402-12-35

Project Title: **Speed Public Information and Education / NOHS**

Description:

Provide funding to the NOHS for promotional/educational equipment and materials including brochures, public service announcements, mini-grants, and campaigns to address speed issues. Also provides funding for maintenance of program's speed monitoring trailers that are loaned to communities at no cost. Mini-grants are awarded to city and county law enforcement agencies in the priority counties to enforcing Nebraska's speed limits by providing funding to purchase of speed monitoring trailers. This project will include paid media.

Budget: \$25,000

Speed Control Program Area: Budget Summary

Project Number	Project Title	Budget
402-12-32	Speed Program Coordination	\$25,000
402-12-35	Speed Public Information and Education	\$25,000
Total 402 Funds		\$50,000

Speed Enforcement Program Area

Goal: To decrease Speed-Related Fatal, A and B Injury Crashes by 4% from the 2008-2010 calendar base year average of 426 to 417 in CY2012.

Project Number: 402-12-26

Project Title: **Traffic Law Enforcement /
Nebraska Crime Commission**

Description:

Provide funding for the Nebraska Law Enforcement Training Center to conduct highway safety related courses for all Nebraska law enforcement agencies. Courses are offered in Radar Certification (3), Laser Certification (3), Standard Field Sobriety Testing (SFST) courses (13) and 10 updates, (3) In-Car Camera, Crash Investigation ((Intermediate (1), Advanced (1) and Technical (1)), and contract for one CAD Zone classes (specialized crash software classes) and one (1) Traffic Crash Investigation symposium. The interactive CD Training course in Radar Recertification will continue to be distributed to law enforcement agencies.

Budget: \$97,700

Project Number: 402-12-33

Project Title: **Speed Selective Overtime Enforcement / NOHS**

Description:

This project provides funding to the NOHS to award mini-grants in assisting state and local law enforcement agencies in the priority counties with enforcing Nebraska's speed limits by providing funding for daytime and nighttime selective speed overtime enforcement. Participating agencies will be provided funding assistance for the overtime salaries and mileage. Law enforcement agencies must identify specific locations, time of day, day of week, etc. relating to speed-related fatal, A and B injury crashes.

Budget: \$50,000

Project Number: 402-12-34

Project Title: **Speed Equipment / NOHS**

Description:

Provides funding to the NOHS to award mini-grants to city and county law enforcement agencies in the priority counties with enforcing Nebraska's speed limits to obtain new speed detection equipment. Additional consideration is given to those agencies in the "speed emphasis" counties to impact attitudes and driving behavior.

Budget: \$40,000

Speed Enforcement Program Area: Budget Summary

Project Number	Project Title	Budget
402-12-26	Traffic Law Enforcement	\$97,700
402-12-33	Speed Selective Overtime Enforcement	\$50,000
402-12-34	Speed Equipment	\$40,000
Total 402 Funds		\$187,700

Additional Highway Safety Funding

Section 405 - Occupant Protection Incentive Grant

The goal of the 405 Occupant Protection Incentive project is to increase statewide safety belt and child restraint usage. This will provide funding for law enforcement incentives and media campaigns for "Click It or Ticket", child passenger safety seats, and observations surveys. These funds are used to increase the observed occupant restraint usage rate by 4% from the 2010 calendar year usage rate of 84.1% to 87.6% and to increase the observed child restraint usage from the 2010 observed rate of 91.5% to 95.5% in CY2012. There are 3 program tasks with an expected total of more than 60 individual projects will result from the mini-grant contract awards. A total of \$345,000 has been allocated for Fiscal Year 2012.

Project Number: 405-12-06

Project Title: **Occupant Restraint Information Support / NOHS**

Description:

Providing funds to the NOHS to provide resources to Child Passenger Safety (CPS) instructors and technicians to provide and enhanced training and parent education (i.e., mailings, brochures, videos, newsletters subscriptions). Provide funding assistance through the Mini-Grant Contract Application and Award process to inspection stations to provide child safety seats for rural and low-income parents/care givers.

Budget: \$100,000

Project Number: 405-12-07

Project Title: **Occupant Protection Special Initiatives / NOHS**

Description:

Provide funding to the NOHS to produce and provide public service announcements (PSA's) featuring occupant restraint messages to media outlets statewide during the "Click It or Ticket" (CIOT) mobilizations. Contract with an experienced survey firm to conduct a scientific and statistically valid statewide observed safety belt and child restraint opinion surveys on Nebraska driver's to establish a baseline for measurement in changes in attitudes. Provide incentives to law enforcement agencies participating in the 2012 mobilization/crackdown and meet the activity report deadline. This project will include paid media.

Budget: \$45,000

Project Number: 405-12-08

Project Title: **Occupant Protection Click It or Ticket / NOHS**

Description:

This project provides funding to the NOHS to award mini-grants daytime and nighttime enforcement to state and local law enforcement agencies to participate in the Click It or Ticket Mobilizations. Participating agencies will be provided funding assistance for the overtime salaries and mileage. The goal of the mobilizations is to increase the safety belt usage rate from 84.1% to 87.6%.

Budget: \$200,000

Section 405 - Occupant Protection Incentive Grant: Budget Summary

Project Number	Project Title	Budget
405-12-06	Occupant Restraint Information Support	\$100,000
405-12-07	Occupant Protection Special Initiatives	\$45,000
405-12-08	Occupant Protection Click It or Ticket	\$200,000
Total 405 Funds		\$345,000

Section 408 - State Traffic Safety Information System Improvements Grant

Federal 408 funds are used to adopt and implement an effective highway safety data and traffic records program. The Traffic Safety Information System (TSIS) encompasses the hardware, software, personnel and procedures that capture's, store, transmit, analyze and interpret highway safety data. Funding eligibility requests that a state must have an established Traffic Records Coordinating Committee (TRCC). A traffic records assessment was completed in July 2011. The assessment is used as a guide for 408 project priorities both short and long term.

Project Number: 408-12-01

Project Title: **E-Citations Automation /
Nebraska Crime Commission**

Description:

Provides funding to the Nebraska Crime Commission to work with other agencies (DOR and DMV)) that deal directly with traffic records, to design an efficient collection and transmission of traffic record data. The goal is to improve the collection, access and integrate data (Administrative License Revocation forms, crash report data, citations) electronically throughout the criminal justice system to law enforcement agencies, other users and consumers who use the data. One component will be to expand the use of the eCitations to approximately 15 new law enforcement agencies.

Budget: \$260,000

Project Number: 408-12-03

Project Title: **E-Crash Reports /
Nebraska Department of Roads**

Description:

Provide funding to the DOR to create an Accident Records System that interfaces with the Electronic Accident Form to be utilized by law enforcement statewide. This will complete the rewrite of the Accident Records System, addressing the problems with the existing system, ranging from complete system lockup, incorrect query results and duplication of data into two separate databases. This project will also complete the rewrite of the Electronic Accident Form system to streamline the reporting process for the accident investigators. Once entered electronically, crash data will be interfaced with the Highway Safety Information database without human intervention, increasing speed and accuracy.

Budget: \$260,000

Project Number: 408-12-11

Project Title: **EMS (Emergency Medical Services) Data Quality Assessment /
Nebraska Department of Health and Human Services**

Description:

Provides funding to the Nebraska Department of Health and Human Services (DHHS) for a reliable Emergency Medical Services (EMS) link to the Crash Outcome Data Evaluation System (CODES) database, which links four database sources (crash, EMS, Hospital Discharge and death certificates). Currently, Nebraska EMS data comes from four major systems, Nebraska Ambulance and Rescue Service Information Systems (NARSIS) (paper form), eNARSIS (electronic form), Lincoln Fire and Rescue data base, and Omaha Fire and Rescue database.

Budget: \$32,981

Project Number: 408-12-12

Project Title: **Lancaster County Court Moving Traffic Court Fines Collection / State Court Administrator's Office**

Description:

Provide funding to the State Court Administrator's Office to increase collection of court-ordered time-pay fines/costs of defendants with moving traffic violations in Lancaster County, reduce the percentage of failure-to-pay defendants referred to the DMV for statutorily authorized driver's license suspension, collect a higher percentage of court-ordered time-pay fines, and encourage other Nebraska county judges and clerk magistrates to implementing effective ways to collect fines and costs for moving traffic violations.

Budget: \$32,500

Project Number: 408-12-13

Project Title: **Douglas County Court Moving Traffic Court Fines Collection / State Court Administrator's Office**

Description:

Provide funding to the State Court Administrator's Office to increase collection of court-ordered time-pay fines/costs of defendants with moving traffic violations in Douglas County, reduce the percentage of failure-to-pay defendants referred to the DMV for statutorily authorized driver's license suspension, collect a higher percentage of court-ordered time-pay fines, and encourage other Nebraska county judges and clerk magistrates to implementing effective ways to collect fines and costs for moving traffic violations.

Budget: \$44,300

Project Number: 408-12-14

Project Title: **Crash Outcome Data Evaluation System (CODES) / Nebraska Department of Health and Human Services**

Description:

Provide funding to the DHHS create a database linking crash, EMS, Hospital Discharge and death certificate data. CODES is a collaborative approach to obtain medical and financial outcome information related to motor vehicle crashes for highway safety and injury control decision making. The linking of crash data to medical information creates a better picture of motor vehicle crash systems outcomes. Through this project all EMS services are encourage to converge to the standard reporting systems – eNARSIS.

Budget: \$125,590

Project Number: 408-12-15

Project Title: **Hospital Discharge Injury Data (E-Code) Quality Assessment / Nebraska Department of Health and Human Services**

Description:

Providing funds to the Nebraska Department of Health and Human Services (DHHS) to provide reliable injury related hospital discharge (E-code) data to link into the Nebraska Crash Outcome Data Evaluation System (CODES) database, which links four database sources, crash, EMS, Hospital Discharge and death certificate. The DHHS works with the Nebraska Hospital Association (NHA) in assessing data quality and the level of hospital compliance with the Nebraska E-code law; monitoring progress in E-code compliance; providing feedback to reporting hospitals; and making recommendations for improvement.

Budget: \$32,981

Project Number: 408-12-16

Project Title: **Nebraska Highway Safety Data Inventory /
Nebraska Department of Health and Human Services**

Description:

Providing funds to the Nebraska Department of Health and Human Services (DHHS) to establish a Nebraska Traffic Safety Data Inventory that lists all data sources related to traffic safety that exists in the state of Nebraska. This list will provide detailed description, dictionary, contact person, and changes in every data source. This project will help to monitor each data source and evaluate the timeliness, accuracy, completeness, uniformity, integration, and accessibility of the data.

Budget: \$29,981

Section 408 – State Traffic Safety Information System Improvements Grant:
Budget Summary

Project Number	Project Title	Budget
408-12-01	E-Citation Automation	\$260,000
408-12-03	E-Crash Reports	\$260,000
408-12-11	EMS Data Quality Assessment	\$32,981
408-12-12	Lancaster County Court Moving Traffic Court Fines/Collection	\$32,500
408-12-13	Douglas County Court Moving Traffic Court Fines/Collection	\$44,300
408-12-14	Crash Outcome Data Evaluation System (CODES)	\$125,590
408-12-15	Hospital Discharge Injury Data (E-Code) Quality Assessment	\$32,981
408-12-16	Nebraska Highway Safety Data Inventory	\$29,981
Total 408 Funds		\$818,333

Section 410 – Alcohol-Impaired Driving Countermeasures Incentive Grant

This funding will assist in reducing impaired driving crashes involving alcohol and other drugs. Funding aids in providing equipment and training that will enhance in impaired driving arrests, improve the quality and efficiency of the prosecution and adjudication of offenders, and increases the public perception that impaired driving offenders will be apprehended, arrested and convicted. Funding will also be utilized to assist with the purchase of in-car camera systems and preliminary breath testing units for Nebraska law enforcement agencies and to train Drug Recognition Experts. While there are 7 program tasks, an expected total of more than 325 individual projects will result from the mini-grant contract awards. A total of \$1,610,000 has been allocated for Fiscal Year 2012.

Project Number: 410-12-02

Project Title: **In Car Cameras / NOHS**

Description:

Provide funding for the NOHS to assist local law enforcement agencies in obtaining 100 in-car camera systems. In an effort to increase the conviction rate for individuals arrested for impaired driving, in-car cameras will be purchased, distributed and installed in patrol vehicles. The camera system is a simple means of collecting additional evidence and should result in fewer court appearances for law enforcement. The cost and benefits foreseen with the camera systems should include anticipated increase in conviction rates, reduction of the officer's time spent in court providing testimony, time spent on adjudication cases, decreasing the burden on the court system and increased safety for law enforcement officers.

Budget: \$350,000

Project Number: 410-12-03

Project Title: **Breath Testing Equipment / NOHS**

Description:

Provide funding for the NOHS to assist local law enforcement agencies by providing 250 breath testing equipment to apprehend impaired drivers. Participating agencies will receive breath testing equipment funded 100% by the NOHS.

Budget: \$90,000

Project Number: 410-12-04

Project Title: **DRE Training & Recertification / NOHS**

Description:

This NOHS internal will increase law enforcement's ability to detect drug impaired drivers on Nebraska's roadways to assist in reducing motor vehicle fatal and injury crashes. This project will assist law enforcement in being able to detect drug impaired drivers by providing training and recertification training for Drug Recognition Experts (DRE). The objective of this project is to train an additional 24 DRE's; and to provide recertification training for all of Nebraska's DRE's.

Budget: \$75,000

Project Number: 410-12-05

Project Title: **Alcohol Selective Overtime / NOHS**

Description:

Provide funding to the NOHS to award 40 mini-grants to law enforcement agencies to conduct daytime and nighttime selective overtime alcohol enforcement activities. Funding assistance may also be provided statewide during the "You Drink & Drive. You Lose." mobilizations. Participating agencies will be provided funding assistance for the overtime salaries and mileage. Funding law enforcement agencies must identify specific locations, time of day, day of week, etc. relating to alcohol fatal, A and B injury crashes.

Budget: \$400,000

Project Number: 410-12-06

Project Title: **Alcohol Public Information and Education / NOHS**

Description:

Provide funding to the NOHS for promotional/educational equipment and materials including brochures, public service announcements, local mini-grants, and campaigns to encourage increased awareness of impaired driving issues. Funding assistance may also be provided for a statewide media "You Drink & Drive. You Lose." impaired driving campaign. This project will include paid media.

Budget: \$285,000

Project Number: 410-12-07

Project Title: **Special Alcohol Enforcement Initiatives & Equipment / NOHS**

Description:

This Project will provide mini-grants that support specialized daytime and nighttime alcohol enforcement operations and equipment including but not limited to special sobriety checkpoint operations, special underage drinking enforcement (cops in shops, shoulder taps, source investigation). Equipment such as special signage for checkpoint operations and electronic surveillance items would be some examples.

Budget: \$200,000

Project Number: 410-12-08

Project Title: **Felony Motor Vehicle Prosecution Unit /
Douglas County Attorney's Office**

Description:

Provide funding assistance to the Douglas County Attorney's Office to enhance community safety by creating a unit to consolidate felony motor vehicle cases for aggressive prosecution by specialized, experienced attorneys, thus taking dangerous offenders off the streets and deterring future offenses. The attorneys will maintain a caseload of active cases which will allow more time to work with law enforcement to prepare sufficient evidence for felony charges and thereby obtain more felony convictions.

Budget: \$210,000

Section 410 – Alcohol-Impaired Driving Countermeasures Incentive Grant: Budget Summary

Project Number	Project Title	Budget
410-12-02	In-Car Camera	\$350,000
410-12-03	Breath Testing Equipment	\$90,000
410-12-04	Drug Recognition Expert Training & Recertification	\$75,000
410-12-05	Alcohol Selective Overtime	\$400,000
410-12-06	Alcohol Public Information and Education	\$285,000
410-12-07	Special Alcohol Enforcement Initiatives & Equipment	\$200,000
410-12-08	Felony Motor Vehicle Prosecution Unit	\$210,000
Total 410 Funds		\$1,610,000

Section 1906 – Grant Program to Prohibit Racial Profiling

Section 1906 Grant Program to Prohibit Racial Profiling incentive grant will help to enforce Nebraska laws prohibiting the use of racial profiling in the enforcement of traffic laws. In addition, funds will improve the promptness, efficiency, and quality of traffic stop data relating to racial profiling.

Project Number: 1906-12-01

Project Title: **Racial Profiling Reporting /
Nebraska Crime Commission**

Description:

The Nebraska Crime Commission is charged with collecting and maintaining traffic stop data from law enforcement agencies on all traffic stops. Each law enforcement agencies is required to report on a quarterly basis a summary of traffic stop data to the NCC. This project will implement electronic capture of the data, automated submission of the data and electronic access to the data. All agencies are required to report all allegations of racial profiling received and notification of the review and disposition of such allegations. Through this project approximately 10 agencies will receive funding for 30 mobile data terminals (MTD's) to provide the expansion of electronic citations in state and local law enforcement through software and mobile data terminals (MDT's). Any Nebraska agency will be able to request funding for MDT's through this program.

Budget: \$150,000

Section 1906 – Grant Program to Prohibit Racial Profiling: Budget Summary

Project Number	Project Title	Budget
1906-12-01	Racial Profiling Reporting	\$150,000
Total 1906 Funds		\$150,000

Section 2010 - Motorcyclist Safety Grant

Section 2010 provides funding to aid in reducing the number of single and multi-vehicle crashes involving motorcycles. Funding may be used to enhance motorist and motorcyclist awareness programs with specific countermeasures aimed at both motorcycle operators and other drivers. While there are 2 program tasks, an expected total of 5 individual projects will result from the mini-grant contract awards. A total of \$125,000 has been allocated for Fiscal Year 2012.

Project Number: 2010-12-01

Project Title: **Motorcycle Public Information and Education / NOHS**

Description:

Provide funding to the NOHS for promotional/educational equipment and materials including brochures, public service announcements, local mini-grants, and campaigns to encourage increased awareness of motorcycle safety education. Mini-grants are provided to local entities to promote and enhance driver awareness of motorcyclists. This project will include paid media.

Budget: \$100,000

Project Number: 2010-12-02

Project Title: **Motorcycle Training Assistance / NOHS**

Description:

Provide funding to the NOHS for motorcycle training assistance. Mini-grants may be provided to local entities to enhance motorcycle training.

Budget: \$25,000

Section 2010 – Motorcyclist Safety Grant: Budget Summary

Project Number	Project Title	Budget
2010-12-01	Motorcycle Public Information and Education	\$100,000
2010-12-02	Motorcycle Training Assistance	\$25,000
Total 2010 Funds		\$125,000

Non-Highway Safety Program Funding

Federal OJJDP (Office of Juvenile Justice and Delinquency Prevention) Enforcing Underage Drinking Laws (EUDL) Grant FY2011

The EUDL Grant is directed to the enforcement of Nebraska's underage drinking laws utilizing science based community environmental strategies through the combined efforts of local community coalitions working together with state and local law enforcement, community leaders, and youth.

Project Number: 2011-OJJDP-01

Project Title: Underage Community Coalition Support / NOHS

Description:

Sub-grant awards to qualifying community organizations in priority problem identified counties that provides coalition coordination, support, and grant funding directly impacting the county and community identified. Establish and coordinate local enforcement, public information, and youth work groups to target community identified enforcing underage drinking laws problems and issues. Organize and facilitate underage drinking related issues training for enforcement officers, community members, and youth. Develop and initiate public information and education campaign material targeting underage drinking issues.

Budget: \$285,000

Project Number: 2011-OJJDP-02

Project Title: EUDL Grant Administrative Support / NOHS

Description:

Provides funding to NOHS for basic staff administrative costs including personal services, travel, and office expenses directly related to coordinate, monitor, and audit the EUDL grant activity and Nebraska Underage Drinking Task Force.

Budget: \$15,000

OJJDP – Office of Juvenile Justice and Delinquency Prevention: Budget Summary

Project Number	Project Title	Budget
2011-OJJDP-01	Underage Community Coalition Support / NOHS	\$285,000
2011-OJJDP-02	EUDL Grant Administrative Support / NOHS	\$15,000
Total OJJDP Funds		\$300,000

Nebraska Annual Traffic Safety Study, 2011
 THE NEBRASKA POLL
 June 2011

STUDY DESCRIPTION
 (N=900)

The purpose of this edition of The Nebraska Poll was to measure the attitudes of Nebraskans relative to highway safety issues.

Research Associates designed the survey instrument with input and final approval from Nebraska Safety Council staff and the Nebraska Office of Highway Safety.

The instrument designed to meet the purpose of this study was administered by telephone to a total sample of 900 randomly selected Nebraskans during May 16-21, 2011. The sample was geographically representative by congressional district based on 2010 census population figures.

A sample of 900 randomly selected respondents provides results that are statistically accurate within an expected maximum error range of plus or minus 3.3% at a 95% confidence level. In other words, if this survey were administered to the entire population studied, the results would vary no more than plus or minus 3.3% from the results reported here, 95 times out of 100. The actual expected maximum error ranges vary based on the specific percentage results obtained for each response, as shown below.

Expected Maximum Error Ranges at a
 95% Confidence Level for a Sample of **900 (Statewide Data)**

10%	20%	30%	40%	50%	60%	70%	80%	90%
+/-2.0%	+/-2.6%	+/-3.0%	+/-3.2%	+/-3.3%	+/-3.2%	+/-3.0%	+/-2.6%	+/-2.0%

Expected Maximum Error Ranges at a
 95% Confidence Level for a Sample of **300 (Congressional District Data)**

10%	20%	30%	40%	50%	60%	70%	80%	90%
+/-3.4%	+/-4.5%	+/-5.2%	+/-5.5%	+/-5.7%	+/-5.5%	+/-5.2%	+/-4.5%	+/-3.4%

The figures in this report represent percentages unless specifically stated otherwise. Columns may not always total exactly 100% due to rounding.

Terminology: the mean score is the same as the average score. The "N" is the number of cases (respondents) in the study. An open ended question is one in which no response choices were provided to respondents and actual responses were then categorized. Roughly speaking, District One includes Lincoln and southeast Nebraska; District Two includes Omaha and immediate surrounds; District Three is the rest of the state.

Nebraska Annual Traffic Safety Study, 2011

THE NEBRASKA POLL

NARRATIVE SUMMARY, STATEWIDE RESULTS

(N=900)

Impaired Driving

The first question was open ended and asked respondents to name the biggest problem in Nebraska today. Roads and safety related responses included general road and traffic conditions (13%), drunk drivers (5%) and distracted drivers using electronic devices (2%).

Respondents were next asked to rate three specified problems on a 1 to 5 scale, with 5 as very important and 1 as not at all important. Both drunk driving (with a mean score of 4.59) and distracted drivers using cell phones (4.42) were rated as being bigger problems than the fuel tax situation (3.99).

Respondents were asked whether they favor or oppose each of six penalties for drunk driving. All six were favored by a majority of respondents. Leading the list of those favoring was jail terms for previous offenses (84%), followed closely by mandatory treatment for drunk driving offenders (82%); next was mandatory sentencing for drunk driving offenses (73%); then mandatory interlock ignition for all first-time offenders (68%), eliminating plea bargaining for drunk driving offenses (60%); and losing license for first offense (57%).

Six percent (6%) of respondents indicated they had driven while impaired by alcohol but still under the legal limit in the last 60 days.

CORE QUESTION: Just less than one out of five respondents (18%) indicated they had driven within 2 hours after drinking alcoholic beverages at least once in the last 60 days.

CORE QUESTION: Nearly half the respondents (49%) indicated the chances of getting arrested if they drive after drinking are "sometimes" while another 38% indicated "seldom".

CORE QUESTION: A majority of respondents (61%) indicated they had seen or heard something about drunk driving enforcement by police in the last 30 days. (This is a statistically significant increase from 51% in the 2010 Annual Traffic Safety Study conducted by The Nebraska Poll, which in turn was statistically significant higher than the 38% recorded in the 2008 study.)

Occupant Restraints

CORE QUESTION: Just over three-fourths of the respondents (78%) indicated they always wear safety belts when they drive or ride.

A majority (60%) indicated law enforcement officers should be allowed to stop drivers and ticket them for not wearing a seat belt. (This number was a significantly less 48% in District Three and a significantly higher 67% in District Two.)

CORE QUESTION: A plurality (37%) thought it unlikely that they would get a ticket if they don't wear their safety belt, while 22% thought it somewhat likely, 21% thought it very unlikely, 13% thought it likely and 7% thought it very likely.

About one in six (13%) respondents indicated they have children weighing between 40 and 80 pounds. Of those, 75% indicated they use a booster seat for that child in the car.

CORE QUESTION: Less than a third of all respondents (29%) indicated they had seen or heard something about seat belt law enforcement by police in the past 60 days. There was no significant difference in awareness between males and females. Those in the 16-20 age bracket were significantly more likely to be aware (60%).

Speeding

CORE QUESTION: A majority of respondents (55%) indicated they rarely driver faster than 35 mph on a road posted at 30 mph, while 24% indicated never, 13% indicated half the time and 8% indicated most of the time.

CORE QUESTION: A majority of respondents (56%) indicated they never driver faster than 70 mph on a road posted at 65 mph, while 37% indicated rarely, 5% indicated half the time and 3% indicated most of the time.

CORE QUESTION: About two in five (42%) of the respondents indicated they had seen or heard anything about speed enforcement by police in the past 30 days.

CORE QUESTION: A plurality of respondents (38%) indicated the chances of getting a ticket if you drive over the speed limit are somewhat likely, with 27% indicating likely, 17% indicating unlikely, 13% indicating very likely and 5% indicating very unlikely.

Miscellaneous

More than a three-fourths majority (86%) indicated that the Nebraska law requiring motorcycle helmets should be continued. (This represents a statistically significant increase from 76% in the 2010 study.)

A majority (54%) indicated that drivers over the age of 70 should be required to drive as part of their test every time they renew their license.

Demographics

Most respondents (97%) indicated they have a driver's license.

Respondents indicated distribution in the following age categories: 16-20, 2%; 21-34, 6%; 35-49, 19%; 50-64, 34%; 65 up, 40%.

Respondents indicated distribution in the following annual household income categories: under \$20,000, 13%; \$20,000-40,000, 23%; over \$40,000, 65%.

Cell phone numbers were included in the study for the first time; 4% of the respondents were speaking from cell phones while 96% were speaking from traditional land lines.

By control, respondents were distributed among Nebraska's three congressional districts as follows: District One, 34%; District Two, 36%; and District Three, 30%.

Also by control, respondents were 53% female and 47% male.

Nebraska Annual Traffic Safety Study, 2011

THE NEBRASKA POLL

TABULAR SUMMARY OF STATEWIDE AND DISTRICT RESULTS

(N=900)

	State	Percentage		
		Dist One	Dist Two	Dist Three
1. First, what do you think is the biggest problem in Nebraska today? (open ended)				
Economy, drought, water, jobs, unemployment, wages, etc.	18	19	18	18
Taxes, spending, budget, school funding, etc.	17	13	24	14
Roads, streets, traffic, potholes, etc.	13	14	15	11
Crime, drugs, gangs, vandalism, etc.	5	4	8	3
Drunk drivers	5	5	4	5
Education, school funding	3	3	3	4
Government, politicians, etc.	3	3	3	4
Distracted driving (cell phones, etc.)	2	2	1	2
Others (including gas prices, illegals, speeding, health care cost, etc.)	12	11	7	20
Don't know/none/no response/none	21	26	17	21

Impaired Driving

2-4. On a 1-5 scale, with 5 as very important and 1 as not at all important, how would you rate the following problems in Nebraska:

		Mean		
How important is the problem of driving while intoxicated or drunk driving?	4.59	4.63	4.62	4.53
How important is the problem of distraction caused by drivers using cell phones or other electronic devices?	4.42	4.49	4.37	4.40
How important is the fuel tax situation?	3.99	3.96	4.03	3.97

		Percentage		
5. What do you think is the best way to solve the drunk driving problem? (open ended)				
More severe penalties	32	30	39	24
Stricter law enforcement	10	9	13	8
Mandatory sentences for convictions	3	2	5	3
Education	6	8	4	8
High visibility law enforcement	1	1	1	1
Others (bar responsibility, mandatory interlock ignition)	24	25	23	24
Don't know/no response	24	25	16	33
6. Do you think the Nebraska penalties for drunk driving are (READ):				
Too tough	3	3	4	1
About right	28	28	23	35
Not tough enough	69	69	73	65

	State	Percentage		
		Dist One	Dist Two	Dist Three
7-12. Would you favor or oppose each of the following penalties for drunk driving:				
Jail terms for previous offenses				
Favor	84	83	84	85
Don't know	4	5	3	5
Oppose	12	12	13	10
Mandatory treatment for drunk driving offenders				
Favor	82	83	83	79
Don't know	4	3	4	5
Oppose	14	13	13	16
Mandatory sentencing for drunk driving offenses				
Favor	73	74	75	69
Don't know	7	8	5	10
Oppose	20	19	20	21
Mandatory interlock ignition for all first-time offenders				
Favor	68	70	68	67
Don't know	6	5	5	7
Oppose	26	25	27	26
Eliminating plea bargaining for drunk driving offenses				
Favor	60	62	58	61
Don't know	6	7	5	7
Oppose	33	31	37	32
Lose license for first offense				
Favor	57	60	58	54
Don't know	4	5	3	5
Oppose	38	35	39	42
13. In the last 60 days, have you ever driven while impaired by alcohol, but still under the legal limit?				
Yes	6	6	5	8
No	94	94	95	92
14. What do you think the chances are of someone getting arrested if they drive after drinking?				
(Core Q. A-3) (READ)				
Always	4	5	5	3
Nearly always	7	6	7	7
Sometimes	49	50	46	52
Seldom	38	38	40	36
Never	2	1	2	1

		Percentage			
		State	Dist One	Dist Two	Dist Three
15.	In the past 60 days, how many times have you driven a motor vehicle within 2 hours after drinking alcoholic beverages? (Core Q. A-1)				
	Never (none)	81	80	82	82
	Once	9	10	8	9
	2-5 times	8	8	8	10
	More than 5 times	1	2	2	1
16.	In the past 30 days, have you read, seen or heard anything about alcohol impaired driving (or drunk driving) enforcement by police? (Core Q. A-2)				
	Yes	61	63	64	56
	Don't know	2	2	2	1
	No	37	35	34	43

Occupant Restraints

17.	How often do you use safety belts when you drive or ride in a car, van, sport utility vehicle or pickup? (Core Q. B-1) (READ)				
	Always	78	82	85	65
	Nearly always	13	11	8	21
	Sometimes	5	4	3	8
	Seldom	2	2	1	2
	Never	2	2	3	3
18.	Should law enforcement officers be allowed to stop drivers and ticket them for not wearing a seat belt?				
	Yes	60	63	67	48
	Don't know	4	4	2	6
	No	36	33	31	46
19.	What do you think the chances are of getting a ticket if you don't wear your safety belt? (Core Q. B-3) (READ):				
	Very likely	7	7	8	5
	Somewhat likely	22	20	24	22
	Likely	13	14	11	15
	Unlikely	37	38	37	36
	Very unlikely	21	21	20	22
20.	Do you have children weighing between 40 and 80 pounds?				
	Yes	13	14	14	12
	No	87	86	87	88
21.	(IF YES) Do you use a booster seat for your child in the car?				
	Yes	75	70	77	79
	No	25	31	23	21

Percentage

	State	Dist One	Dist Two	Dist Three
22. In the past 60 days, have you read, seen or heard anything about seat belt law enforcement by police? (Core Q. B-2)				
Yes	29	32	26	30
Don't know	1	1	1	1
No	70	67	73	70

Speeding

23. On a local road with a speed limit of 30 mph, how often do you drive faster than 35 mph: (Core Q. S-1a) (READ)				
Most of the time	8	7	9	8
Half the time	13	11	16	11
Rarely	55	55	58	51
Never	24	28	17	29
24. On a local road with a speed limit of 65 mph, how often do you drive faster than 70 mph: (Core Q. S-1b) (READ)				
Most of the time	3	2	4	2
Half the time	5	6	5	3
Rarely	37	32	43	36
Never	56	61	49	58
25. In the past 30 days, have you read, seen or heard anything about speed enforcement by police? (Core Q. S-2)				
Yes	42	43	43	38
No	58	57	57	62
26. What do you think the chances are of getting a ticket if you drive over the speed limit? (Core Q. S-3) (READ):				
Very likely	13	15	11	13
Somewhat likely	38	36	43	35
Likely	27	27	22	33
Unlikely	17	17	19	14
Very unlikely	5	5	5	5

Percentage

State Dist One Dist Two Dist Three

Miscellaneous

27. Should the Nebraska law requiring motorcycle helmets be repealed or continued?				
Repeal	11	13	9	12
Don't know	4	3	4	4
Continue	86	84	88	85
28. Should drivers over age 70 be required to drive as part of their test every time they renew their license?				
Yes	54	50	57	56
Don't know	4	2	5	4
No	42	47	38	40

Demographics

29. Which of these age groups are you in:				
16-20	2	2	3	0
21-34	6	5	6	6
35-49	19	20	19	18
50-64	34	29	36	38
65 up	40	44	36	38
30. Do you have a driver's license?				
Yes	97	97	95	98
No	3	3	5	2
31. Which of these income groups are you in?				
Under \$20,000	11(13)	11(13)	10(12)	12(14)
\$20,000-40,000	19(23)	23(27)	16(19)	19(22)
Over \$40,000	55(65)	50(60)	58(69)	58(65)
	14(--)	15(--)	16(--)	11(--)
32. (NOTE DISTRICT):				
One	34	34	--	--
Two	36	--	36	--
Three	30	--	--	30
33. (NOTE PHONE TYPE):				
Land line	96	96	95	95
Cell phone	4	4	5	5
34. (NOTE GENDER):				
Male	47	51	44	46
Female	53	49	56	54

* * *

STATE CERTIFICATIONS AND ASSURANCES

Failure to comply with applicable Federal statutes, regulations and directives may subject State officials to civil or criminal penalties and/or place the State in a high risk grantee status in accordance with 49 CFR 18.12.

Each fiscal year the State will sign these Certifications and Assurances that the State complies with all applicable Federal statutes, regulations, and directives in effect with respect to the periods for which it receives grant funding. Applicable provisions include, but not limited to, the following:

- 23 U.S.C. Chapter 4 - Highway Safety Act of 1966, as amended
- 49 CFR Part 18 - Uniform Administrative Requirements for Grants and Cooperative Agreements to State and Local Governments
- 23 CFR Chapter II - (§§1200, 1205, 1206, 1250, 1251, & 1252) Regulations governing highway safety programs
- NHTSA Order 462-6C - Matching Rates for State and Community Highway Safety Programs
- Highway Safety Grant Funding Policy for Field-Administered Grants

Certifications and Assurances

Section 402 Requirements

The Governor is responsible for the administration of the State highway safety program through a State highway safety agency which has adequate powers and is suitably equipped and organized (as evidenced by appropriate oversight procedures governing such areas as procurement, financial administration, and the use, management, and disposition of equipment) to carry out the program (23 USC 402(b) (1) (A));

The political subdivisions of this State are authorized, as part of the State highway safety program, to carry out within their jurisdictions local highway safety programs which have been approved by the Governor and are in accordance with the uniform guidelines promulgated by the Secretary of Transportation (23 USC 402(b) (1) (B));

At least 40 per cent of all Federal funds apportioned to this State under 23 USC 402 for this fiscal year will be expended by or for the benefit of the political subdivision of the State in carrying out local highway safety programs (23 USC 402(b) (1) (C)), unless this requirement is waived in writing;

This State's highway safety program provides adequate and reasonable access for the safe and convenient movement of physically handicapped persons, including those in wheelchairs, across curbs constructed or replaced on or after July 1, 1976, at all pedestrian crosswalks (23 USC 402(b) (1) (D));

The State will implement activities in support of national highway safety goals to reduce motor vehicle related fatalities that also reflect the primary data-related crash factors within the State as identified by the State highway safety planning process, including:

- **National law enforcement mobilizations,**
- **Sustained enforcement of statutes addressing impaired driving, occupant protection, and driving in excess of posted speed limits,**
- **An annual statewide safety belt use survey in accordance with criteria established by the Secretary for the measurement of State safety belt use rates to ensure that the measurements are accurate and representative,**
- **Development of statewide data systems to provide timely and effective data analysis to support allocation of highway safety resources. (23 USC 402 (b)(1)(E));**

The State shall actively encourage all relevant law enforcement agencies in the State to follow the guidelines established for vehicular pursuits issued by the International Association of Chiefs of Police that are currently in effect. (23 USC 402(I)).

Other Federal Requirements

Cash drawdowns will be initiated only when actually needed for disbursement. 49 CFR 18.20

Cash disbursements and balances will be reported in a timely manner as required by NHTSA. 49 CFR 18.21.

The same standards of timing and amount, including the reporting of cash disbursement and balances, will be imposed upon any secondary recipient organizations. 49 CFR 18.41.

Failure to adhere to these provisions may result in the termination of drawdown privileges.

The State has submitted appropriate documentation for review to the single point of contact designated by the Governor to review Federal programs, as required by Executive Order 12372 (Intergovernmental Review of Federal Programs);

Equipment acquired under this agreement for use in highway safety program areas shall be used and kept in operation for highway safety purposes by the State; or the State, by formal agreement with appropriate officials of a political subdivision or State agency, shall cause such equipment to be used and kept in operation for highway safety purposes 23 CFR 1200.21

The State will comply with all applicable State procurement procedures and will maintain a financial management system that complies with the minimum requirements of 49 CFR 18.20;

Federal Funding Accountability and Transparency Act

The State will comply with FFATA guidance, OMB Guidance on FFATA Subaward and Executive Compensation Reporting, August 27, 2010, (https://www.fsrs.gov/documents/OMB_Guidance_on_FFATA_Subaward_and_Executive_Compensation_Reporting_08272010.pdf) by reporting to FSRS.gov for each sub-grant awarded:

- Name of the entity receiving the award;
- Amount of the award;
- Information on the award including transaction type, funding agency, the North American Industry Classification System code or Catalog of Federal Domestic Assistance number (where applicable), program source;
- Location of the entity receiving the award and the primary location of performance under the award, including the city, State, congressional district, and country; , and an award title descriptive of the purpose of each funding action;
- A unique identifier (DUNS);
- The names and total compensation of the five most highly compensated officers of the entity if-- of the entity receiving the award and of the parent entity of the recipient, should the entity be owned by another entity;
 - (i) the entity in the preceding fiscal year received—
 - (I) 80 percent or more of its annual gross revenues in Federal awards; and(II) \$25,000,000 or more in annual gross revenues from Federal awards; and(ii) the public does not have access to information about the compensation of the senior executives of the entity through periodic reports filed under section 13(a) or 15(d) of the Securities Exchange Act of 1934 (15 U.S.C. 78m(a), 78o(d)) or section 6104 of the Internal Revenue Code of 1986;
- Other relevant information specified by the OMB guidance.

The State highway safety agency will comply with all Federal statutes and implementing regulations relating to nondiscrimination. These include but are not limited to: (a) Title VI of the Civil Rights Act of 1964 (P.L. 88-352) which prohibits discrimination on the basis of race, color or national origin (and 49 CFR Part 21); (b) Title IX of the Education Amendments of 1972, as amended (20 U.S.C. §§ 1681-1683, and 1685-1686), which prohibits discrimination on the basis of sex; (c) Section 504 of the Rehabilitation Act of 1973, as amended (29 U.S.C. §794) and the Americans with Disabilities Act of 1990 (42 USC § 12101, *et seq.*; PL 101-336), which prohibits discrimination on the basis of disabilities (and 49 CFR Part 27); (d) the Age Discrimination Act of 1975, as amended (42U.S.C. §§ 6101-6107), which prohibits discrimination on the basis of age; (e) the Drug Abuse Office and Treatment Act of 1972 (P.L. 92-255), as amended, relating to nondiscrimination on the basis of drug abuse; (f) the comprehensive Alcohol Abuse and Alcoholism Prevention, Treatment and Rehabilitation Act of 1970(P.L. 91-616), as amended, relating to nondiscrimination on the basis of alcohol abuse of alcoholism; (g) §§ 523 and 527 of the Public Health Service Act of 1912 (42 U.S.C. §§ 290 dd-3 and 290 ee-3), as amended, relating to confidentiality of alcohol and drug abuse patient records; (h) Title VIII of the Civil Rights Act of 1968 (42 U.S.C. §§ 3601 et seq.), as amended, relating to nondiscrimination in the sale, rental or financing of housing; (i) any other nondiscrimination provisions in the specific statute(s) under which application for Federal assistance is being made; The Civil Rights Restoration Act of 1987, which provides that any portion of a state or local entity receiving federal funds will obligate all programs or activities of that entity to comply with these civil rights laws; and, (k) the requirements of any other nondiscrimination statute(s) which may apply to the application.

The Drug-free Workplace Act of 1988(41 U.S.C. 702;):

The State will provide a drug-free workplace by:

- a. Publishing a statement notifying employees that the unlawful manufacture, distribution, dispensing, possession or use of a controlled substance is prohibited in the grantee's workplace and specifying the actions that will be taken against employees for violation of such prohibition;
- b. Establishing a drug-free awareness program to inform employees about:
 1. The dangers of drug abuse in the workplace.
 2. The grantee's policy of maintaining a drug-free workplace.
 3. Any available drug counseling, rehabilitation, and employee assistance programs.
 4. The penalties that may be imposed upon employees for drug violations occurring in the workplace.
- c. Making it a requirement that each employee engaged in the performance of the grant be given a copy of the statement required by paragraph (a).
- d. Notifying the employee in the statement required by paragraph (a) that, as a condition of employment under the grant, the employee will --
 1. Abide by the terms of the statement.
 2. Notify the employer of any criminal drug statute conviction for a violation occurring in the workplace no later than five days after such conviction.
- e. Notifying the agency within ten days after receiving notice under subparagraph (d) (2) from an employee or otherwise receiving actual notice of such conviction.
- f. Taking one of the following actions, within 30 days of receiving notice under subparagraph (d) (2), with respect to any employee who is so convicted -
 1. Taking appropriate personnel action against such an employee, up to and including termination.
 2. Requiring such employee to participate satisfactorily in a drug abuse assistance or rehabilitation program approved for such purposes by a Federal, State, or local health, law enforcement, or other appropriate agency.
- g. Making a good faith effort to continue to maintain a drug-free workplace through implementation of paragraphs (a), (b), (c), (d), (e), and (f) above.

BUY AMERICA ACT

The State will comply with the provisions of the Buy America Act (49 U.S.C. 5323(j)) which contains the following requirements:

Only steel, iron and manufactured products produced in the United States may be purchased with Federal funds unless the Secretary of Transportation determines that such domestic purchases would be inconsistent with the public interest; that such materials are not reasonably available and of a satisfactory quality; or that inclusion of domestic materials will increase the cost of the overall project contract by more than 25 percent. Clear justification for the purchase of non-domestic items must be in the form of a waiver request submitted to and approved by the Secretary of Transportation.

POLITICAL ACTIVITY (HATCH ACT)

The State will comply, as applicable, with provisions of the Hatch Act (5 U.S.C. §§1501-1508 and 7324-7328) which limit the political activities of employees whose principal employment activities are funded in whole or in part with Federal funds.

CERTIFICATION REGARDING FEDERAL LOBBYING

Certification for Contracts, Grants, Loans, and Cooperative Agreements

The undersigned certifies, to the best of his or her knowledge and belief, that:

1. No Federal appropriated funds have been paid or will be paid, by or on behalf of the undersigned, to any person for influencing or attempting to influence an officer or employee of any agency, a Member of Congress, an officer or employee of Congress, or an employee of a Member of Congress in connection with the awarding of any Federal contract, the making of any Federal grant, the making of any Federal loan, the entering into of any cooperative agreement, and the extension, continuation, renewal, amendment, or modification of any Federal contract, grant, loan, or cooperative agreement.
2. If any funds other than Federal appropriated funds have been paid or will be paid to any person for influencing or attempting to influence an officer or employee of any agency, a Member of Congress, an officer or employee of Congress, or an employee of a Member of Congress in connection with this Federal contract, grant, loan, or cooperative agreement, the undersigned shall complete and submit Standard Form-LLL, "Disclosure Form to Report Lobbying," in accordance with its instructions.
3. The undersigned shall require that the language of this certification be included in the award documents for all sub-award at all tiers (including subcontracts, subgrants, and contracts under grant, loans, and cooperative agreements) and that all subrecipients shall certify and disclose accordingly.

This certification is a material representation of fact upon which reliance was placed when this transaction was made or entered into. Submission of this certification is a prerequisite for making or entering into this transaction imposed by section 1352, title 31, U.S. Code. Any person who fails to file the required certification shall be subject to a civil penalty of not less than \$10,000 and not more than \$100,000 for each such failure.

RESTRICTION ON STATE LOBBYING

None of the funds under this program will be used for any activity specifically designed to urge or influence a State or local legislator to favor or oppose the adoption of any specific legislative proposal pending before any State or local legislative body. Such activities include both direct and indirect (e.g., "grassroots") lobbying activities, with one exception. This does not preclude a State official whose salary is supported with NHTSA funds from engaging in direct communications with State or local legislative

officials, in accordance with customary State practice, even if such communications urge legislative officials to favor or oppose the adoption of a specific pending legislative proposal.

CERTIFICATION REGARDING DEBARMENT AND SUSPENSION

Instructions for Primary Certification

1. By signing and submitting this proposal, the prospective primary participant is providing the certification set out below.
2. The inability of a person to provide the certification required below will not necessarily result in denial of participation in this covered transaction. The prospective participant shall submit an explanation of why it cannot provide the certification set out below. The certification or explanation will be considered in connection with the department or agency's determination whether to enter into this transaction. However, failure of the prospective primary participant to furnish a certification or an explanation shall disqualify such person from participation in this transaction.
3. The certification in this clause is a material representation of fact upon which reliance was placed when the department or agency determined to enter into this transaction. If it is later determined that the prospective primary participant knowingly rendered an erroneous certification, in addition to other remedies available to the Federal Government, the department or agency may terminate this transaction for cause or default.
4. The prospective primary participant shall provide immediate written notice to the department or agency to which this proposal is submitted if at any time the prospective primary participant learns its certification was erroneous when submitted or has become erroneous by reason of changed circumstances.
5. The terms *covered transaction, debarred, suspended, ineligible, lower tier covered transaction, participant, person, primary covered transaction, principal, proposal, and voluntarily excluded*, as used in this clause, have the meaning set out in the Definitions and coverage sections of 49 CFR Part 29. You may contact the department or agency to which this proposal is being submitted for assistance in obtaining a copy of those regulations.
6. The prospective primary participant agrees by submitting this proposal that, should the proposed covered transaction be entered into, it shall not knowingly enter into any lower tier covered transaction with a person who is proposed for debarment under 48 CFR Part 9, subpart 9.4, debarred, suspended, declared ineligible, or voluntarily excluded from participation in this covered transaction, unless authorized by the department or agency entering into this transaction.
7. The prospective primary participant further agrees by submitting this proposal that it will include the clause titled "Certification Regarding Debarment, Suspension, Ineligibility and Voluntary Exclusion-Lower Tier Covered Transaction," provided by the department or agency entering into this covered transaction, without modification, in all lower tier covered transactions and in all solicitations for lower tier covered transactions.
8. A participant in a covered transaction may rely upon a certification of a prospective participant in a lower tier covered transaction that it is not proposed for debarment under 48 CFR Part 9, subpart 9.4, debarred, suspended, ineligible, or voluntarily excluded from the covered transaction, unless it knows that the certification is erroneous. A participant may decide the method and frequency by which it determines the eligibility of its principals. Each participant may, but is not required to, check the list of Parties Excluded from Federal Procurement and Non-procurement Programs.
9. Nothing contained in the foregoing shall be construed to require establishment of a system of records in order to render in good faith the certification required by this clause. The knowledge and information

of a participant is not required to exceed that which is normally possessed by a prudent person in the ordinary course of business dealings.

10. Except for transactions authorized under paragraph 6 of these instructions, if a participant in a covered transaction knowingly enters into a lower tier covered transaction with a person who is proposed for debarment under 48 CFR Part 9, subpart 9.4, suspended, debarred, ineligible, or voluntarily excluded from participation in this transaction, in addition to other remedies available to the Federal Government, the department or agency may terminate this transaction for cause or default.

Certification Regarding Debarment, Suspension, and Other Responsibility Matters-Primary Covered Transactions

- (1) The prospective primary participant certifies to the best of its knowledge and belief, that its principals:
 - (a) Are not presently debarred, suspended, proposed for debarment, declared ineligible, or voluntarily excluded by any Federal department or agency;
 - (b) Have not within a three-year period preceding this proposal been convicted of or had a civil judgment rendered against them for commission of fraud or a criminal offense in connection with obtaining, attempting to obtain, or performing a public (Federal, State or local) transaction or contract under a public transaction; violation of Federal or State antitrust statutes or commission of embezzlement, theft, forgery, bribery, falsification or destruction of record, making false statements, or receiving stolen property;
 - (c) Are not presently indicted for or otherwise criminally or civilly charged by a governmental entity (Federal, State or Local) with commission of any of the offenses enumerated in paragraph (1)(b) of this certification; and
 - (d) Have not within a three-year period preceding this application/proposal had one or more public transactions (Federal, State, or local) terminated for cause or default.
- (2) Where the prospective primary participant is unable to certify to any of the Statements in this certification, such prospective participant shall attach an explanation to this proposal.

Instructions for Lower Tier Certification

1. By signing and submitting this proposal, the prospective lower tier participant is providing the certification set out below.
2. The certification in this clause is a material representation of fact upon which reliance was placed when this transaction was entered into. If it is later determined that the prospective lower tier participant knowingly rendered an erroneous certification, in addition to other remedies available to the Federal government, the department or agency with which this transaction originated may pursue available remedies, including suspension and/or debarment.
3. The prospective lower tier participant shall provide immediate written notice to the person to which this proposal is submitted if at any time the prospective lower tier participant learns that its certification was erroneous when submitted or has become erroneous by reason of changed circumstances.
4. The terms *covered transaction, debarred, suspended, ineligible, lower tier covered transaction, participant, person, primary covered transaction, principal, proposal, and voluntarily excluded*, as used in this clause, have the meanings set out in the Definition and Coverage sections of 49 CFR Part

29. You may contact the person to whom this proposal is submitted for assistance in obtaining a copy of those regulations.

5. The prospective lower tier participant agrees by submitting this proposal that, should the proposed covered transaction be entered into, it shall not knowingly enter into any lower tier covered transaction with a person who is proposed for debarment under 48 CFR Part 9, subpart 9.4, debarred, suspended, declared ineligible, or voluntarily excluded from participation in this covered transaction, unless authorized by the department or agency with which this transaction originated.
6. The prospective lower tier participant further agrees by submitting this proposal that it will include the clause titled "Certification Regarding Debarment, Suspension, Ineligibility and Voluntary Exclusion -- Lower Tier Covered Transaction," without modification, in all lower tier covered transactions and in all solicitations for lower tier covered transactions. (See below)
7. A participant in a covered transaction may rely upon a certification of a prospective participant in a lower tier covered transaction that it is not proposed for debarment under 48 CFR Part 9, subpart 9.4, debarred, suspended, ineligible, or voluntarily excluded from the covered transaction, unless it knows that the certification is erroneous. A participant may decide the method and frequency by which it determines the eligibility of its principals. Each participant may, but is not required to, check the List of Parties Excluded from Federal Procurement and Non-procurement Programs.
8. Nothing contained in the foregoing shall be construed to require establishment of a system of records in order to render in good faith the certification required by this clause. The knowledge and information of a participant is not required to exceed that which is normally possessed by a prudent person in the ordinary course of business dealings.
9. Except for transactions authorized under paragraph 5 of these instructions, if a participant in a covered transaction knowingly enters into a lower tier covered transaction with a person who is proposed for debarment under 48 CFR Part 9, subpart 9.4, suspended, debarred, ineligible, or voluntarily excluded from participation in this transaction, in addition to other remedies available to the Federal government, the department or agency with which this transaction originated may pursue available remedies, including suspension and/or debarment.

Certification Regarding Debarment, Suspension, Ineligibility and Voluntary Exclusion -- Lower Tier Covered Transactions:

1. The prospective lower tier participant certifies, by submission of this proposal, that neither it nor its principals is presently debarred, suspended, proposed for debarment, declared ineligible, or voluntarily excluded from participation in this transaction by any Federal department or agency.
2. Where the prospective lower tier participant is unable to certify to any of the statements in this certification, such prospective participant shall attach an explanation to this proposal.

POLICY TO BAN TEXT MESSAGING WHILE DRIVING


In accordance with Executive Order 13513, Federal Leadership On Reducing Text Messaging While Driving, and DOT Order 3902.10, Text Messaging While Driving, States are encouraged to:

- (1) Adopt and enforce workplace safety policies to decrease crashes caused by distracted driving including policies to ban text messaging while driving—
 - a. Company-owned or –rented vehicles, or Government-owned, leased or rented vehicles; or
 - b. Privately-owned when on official Government business or when performing any work on or behalf of the Government.
- (2) Conduct workplace safety initiatives in a manner commensurate with the size of the business, such as

- a. Establishment of new rules and programs or re-evaluation of existing programs to prohibit text messaging while driving; and
- b. Education, awareness, and other outreach to employees about the safety risks associated with texting while driving.

ENVIRONMENTAL IMPACT

The Governor's Representative for Highway Safety has reviewed the State's Fiscal Year highway safety planning document and hereby declares that no significant environmental impact will result from implementing this Highway Safety Plan. If, under a future revision, this Plan will be modified in such a manner that a project would be instituted that could affect environmental quality to the extent that a review and statement would be necessary, this office is prepared to take the action necessary to comply with the National Environmental Policy Act of 1969 (42 USC 4321 et seq.) and the implementing regulations of the Council on Environmental Quality (40 CFR Parts 1500-1517).



Governor's Representative for Highway Safety

Nebraska
State or Commonwealth

2012
For Fiscal Year

8/29/2011
Date

U.S. Department of Transportation
National Highway Traffic Safety Administration
Federal Highway Administration

SECTION 402 OBLIGATION COST SUMMARY
2012 HSP SUBMITTED WITH PLAN

State: Nebraska

DATE: August 29, 2011

Program Area	Program Costs	State/Local Funds	Federally Funded Programs			Federal Share To Local
			Previous Balance	Increase/(Decrease)	Current Balance	
*PA-12-01-00-00	164,000.00	164,000.00 *	0.00	164,000.00	164,000.00	0.00
AL-12-02-00-00	971,366.00	1,041,457.50	0.00	1,041,457.50	1,041,457.50	798,616.00
OP-12-03-00-00	462,947.00	423,683.75	0.00	423,683.75	423,683.75	307,947.00
PT-12-04-00-00	213,755.00	257,193.75	0.00	257,193.75	257,193.75	203,755.00
**TR-12-05-00-00	30,000.00	22,500.00 **	0.00	22,500.00	22,500.00	15,000.00
DD-12-06-00-00	60,500.00	75,625.00	0.00	75,625.00	75,625.00	60,500.00
IS-12-07-00-00	237,000.00	114,250.00	0.00	114,250.00	114,250.00	55,000.00
SC-12-08-00-00	50,000.00	31,250.00	0.00	31,250.00	31,250.00	18,750.00
SE-12-09-00-00	187,700.00	222,125.00	0.00	222,125.00	222,125.00	175,200.00
14+ TOTAL NHTSA	\$2,377,268.00	\$2,352,085.00	\$0.00	\$2,352,085.00	\$2,352,085.00	\$1,634,768.00
405 Funds	345,000.00	1,035,000.00	0.00	345,000.00	345,000.00	0.00
408 Funds	818,333.00	204,583.25	0.00	818,333.00	818,333.00	0.00
410 Funds	1,610,000.00	4,830,000.00	0.00	1,610,000.00	1,610,000.00	0.00
1906 Funds	150,000.00	37,500.00	0.00	150,000.00	150,000.00	0.00
2010 Funds	125,000.00	0.00	0.00	125,000.00	125,000.00	0.00

*Soft Match of \$4,000 is included in State/Local Funds amount.

**Soft Match of \$17,500.00 is included in State/Local Funds amount.

Division has over 10 million available to use as matching funds. (DMV's Driver Services, Cash & General Funds)


Fred E Zwonechek
Administrator
Nebraska Office of Highway Safety

August 29, 2011
Date