

2012 ANNUAL REPORT

Oklahoma Highway Safety Office

Michael C. Thompson
Governor's Representative for Highway Safety
3223 N. Lincoln Blvd.
Oklahoma City, OK 73105
PH: 405-523-1570
FAX: 405-523-1586



Contents

FY2012 Overview	1
General Program Management	1
Impaired Driving.....	1
Occupant Protection	2
Motorcycle Safety	2
Combined Enforcement pilot project	2
Highway Safety Corridor projects	3
Traffic Records	3
Distracted Driving	3
Work Zone Awareness	3
Bicycle Safety	3
Communications/Social Media	3
PERFORMANCE MEASURES STATUS	4
FY 2012 CORE OUTCOME MEASURES.....	10
STATEWIDE PROGRAMS OVERVIEW	11
Alcohol/Impaired Driving Law Enforcement Projects.....	11
Training, Educational and Other Alcohol Programs.....	13
Statewide Impaired Driving Projects Supporting Section 410 Grant Program	15
Motorcycle Safety Projects.....	16
Occupant Protection	17
Community Occupant Protection Projects	18
Occupant Protection Improvement Programs.....	18
Other Occupant Protection Projects.....	19
Police Traffic Services/Speed Enforcement Programs.....	19
Police Traffic Services Projects.....	19
Speed Management Projects.....	21
Other Police Traffic Services Programs/ Education and Awareness.....	21
Safe Communities Groups	22
Traffic Records Improvement Projects	23
Railroad Safety Project.....	24

2012 CERTIFICATIONS AND ASSURANCES	25
National Safety Belt and Impaired Driving Mobilizations	25
Sustained Enforcement of Impaired Driving, OP, and Speed Statutes	27
Annual Safety Belt Survey	27
Develop Statewide Data Systems	27
Special Grant Funding Areas 403/406/408/ 410/ 2010	28
Section 403 Combined Enforcement Grant	28
Section 408 State Traffic Safety Information System Improvement Grant	28
Section 410 Alcohol Impaired Driving Countermeasure Grant	29
Section 2010 Motorcycle Safety Grant	29
Legislative Initiatives	30
FY12 Media Campaign Overview	30
APPENDIX	33
Federal Reimbursement Voucher	34
VOU Match Review	47
FY 2012 FINANCIAL INFORMATION	62

FY2012 Overview

2012 was a good year for the Oklahoma Highway Safety Office. We reached our FY 11 goal for fatality reductions and are on track to exceed FY 12's goal. We believe that the projects and activities enumerated in this report contributed significantly to this overall reduction. The following is a brief summary of some of OHSO's activities for the past year:

General Program Management

The fiscal year began in October 2011 with the annual Project Director's Course held in Norman, Oklahoma, with about 90 representatives from grantee agencies in attendance. This event equips our partners across the state to carry out their agreements related to impaired driving, occupant protection and police traffic services, among others.

Approximately 90 open applications for FY2013 traffic safety projects were received from a wide variety of traffic safety advocates in March 2012.

A meeting for OHSO stakeholders was held at RedHawks Field (OKC) on Sept. 19. Attendees discussed priority issues related to highway safety for the upcoming year.

Impaired Driving

The OHSO promoted impaired driving prevention messages (in-stadium and radio) at football games at the University of Oklahoma and Oklahoma State University. Stadium messaging was also placed at the Tulsa University stadium. These messages ran throughout the 2012 season.

An Impaired Driving Special Management Review took place at the OHSO in December.

The OHSO hosted the Oklahoma Impaired Driving Prevention Summit in Norman, Oklahoma, Feb. 27-29. The event featured a panel of experts and breakout sessions featuring agencies, offices, organizations and interest groups across the state. The OHSO awards luncheon took place on Feb. 28. Awards included the Duane Clark Award and the J.C. Burris Award, as well as several Director's Awards and Special Recognition Awards.

In April, as a follow-up to the Impaired Driving Summit, the OHSO hosted "Synergy," a meeting of representatives from agencies and organizations involved in the Summit. Purpose of the event was to discuss conclusions and make plans/goals.

Impaired driving messaging was placed at RedHawks Field at Bricktown, along with program ads. These signs and program messages remained in place throughout the baseball season.

In August, the OHSO kicked off the Labor Day "Drive Sober or Get Pulled Over" campaign with law enforcement officers around the state. Press events were held in Tulsa, Durant and far northeast Oklahoma (Miami area). The Miami-area event included agencies from four states (Oklahoma, Kansas, Missouri and Arkansas).

Toby Taylor joined the OHSO staff as Impaired Driving Programs Coordinator on Sept. 17.

Occupant Protection

The statewide “Get Your ‘Clicks’ on Route 66” mobilization featured border-to-border occupant protection enforcement on the first Friday of November, February, May and August. This crackdown, organized and initiated in Oklahoma, has expanded to include partner agencies in all six states along Route 66 (Illinois to California).

Program Manager Sabrina Mackey attended the National Child Passenger Safety Conference in Charlotte, NC.

A Spanish language version of the “Ride Right” (CPS) brochure was printed and distributed to agencies and organizations across the state.

Five OHSO employees (Sam Harcrow, Sherry Brown, Ben Crockett, Justin HySmith, Jay Wall) took part in TSI’s Occupant Protection Training Course in May.

The OHSO took part in “Click It or Ticket” press events in Tulsa, Oklahoma City, Grove and Ponca City in May. Safe Communities groups in these areas organized and hosted the events.

The OHSO took part in a car seat check at a National Guard yellow ribbon reintegration event in June.

Kevin Behrens attended National Child Passenger Safety Board meetings in Atlanta, Georgia and Chicago, Illinois.

In July, OHP Lt. Ben Crockett, statewide occupant protection enforcement coordinator, presented a webinar related to nighttime seat belt enforcement.

Child Passenger Safety Week/Seat Check Saturday included a number of CPS events across the state. OHSO made a media buy, including broadcast of the OHSO “Buckle Up Family” PSA, and took part in a seat check event at RedHawks Field (OKC).

Motorcycle Safety

The Oklahoma Advisory Committee on Motorcycle Safety met at the OHSO in November, February, April, June and August.

The OHSO took part in a press event hosted by Edmond Police Department promoting motorcycle “Ride to Work Day.” The OHSO also made a media buy with motorcycle safety messaging during June.

In August, Kevin Behrens attended the SMSA (State Motorcycle Safety Administrators) conference in Nashville, TN.

Combined Enforcement pilot project

The OHSO took part in press conferences in Oklahoma City and Tulsa related to the “More Cops, More Stops” pilot program in November and July. Oklahoma and Tennessee are the two states participating in the MCMS project.

Highway Safety Corridor projects

The OHSO took part in press events in Pottawatomie, Payne and Cherokee counties related to the opening of Highway Safety Corridors. These high-crash areas were identified in cooperation with the Oklahoma Department of Transportation; the Safety Corridor project is designed to decrease crashes by focusing on impaired driving, speed violations, occupant protection laws and other safety issues.

Traffic Records

Program Manager Jay Wall attended the Region 6 Traffic Records Coordinators' meeting in Fort Worth in January.

Distracted Driving

Garry Thomas, OHSO Director, began serving as OHSO's representative on the newly formed statewide distracted driving task force. The "Drive Aware Oklahoma" group includes members from agencies and organizations across the state and is working to raise awareness of distracted driving issues.

Work Zone Awareness

Representatives from the OHSO took part in Work Zone Awareness press events in Oklahoma City and Tulsa. The OHSO partners with the Oklahoma Department of Transportation each year to take part in the press events and promote awareness of work zone safety.

Bicycle Safety

A new bicycle safety brochure was designed and printed in April.

Communications/Social Media

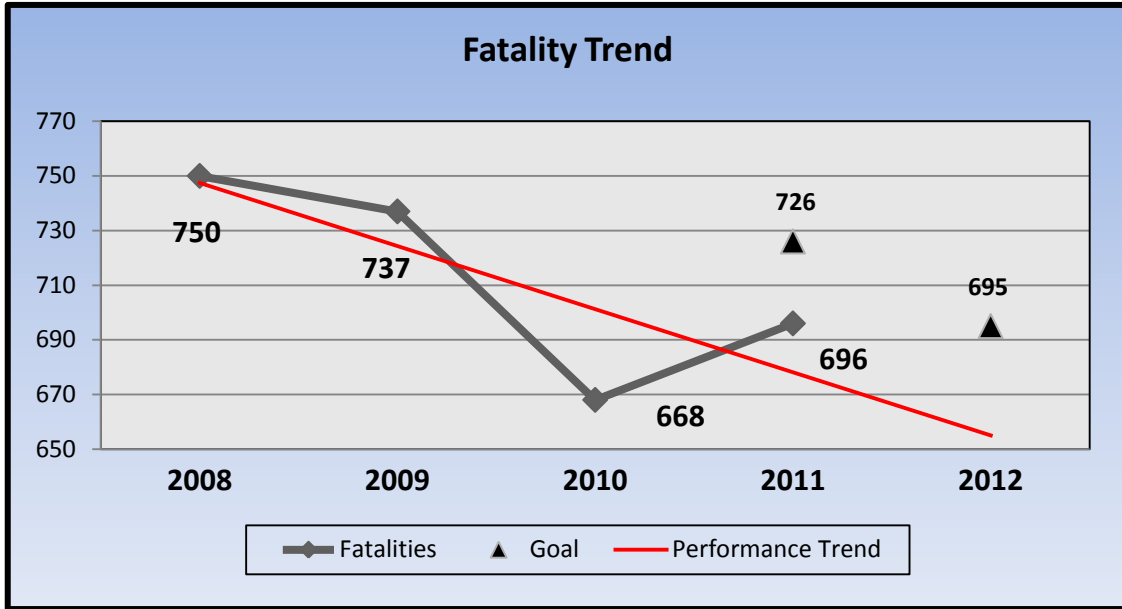
The OHSO Facebook page was launched in November 2011, with approximately 300 "likes" by the end of FY12.

As part of our communications/public relations effort, Program Manager Justin HySmith attended webmaster training at a local vocational training school. The OHSO web page was redesigned with a new format during FY12.

PERFORMANCE MEASURES STATUS

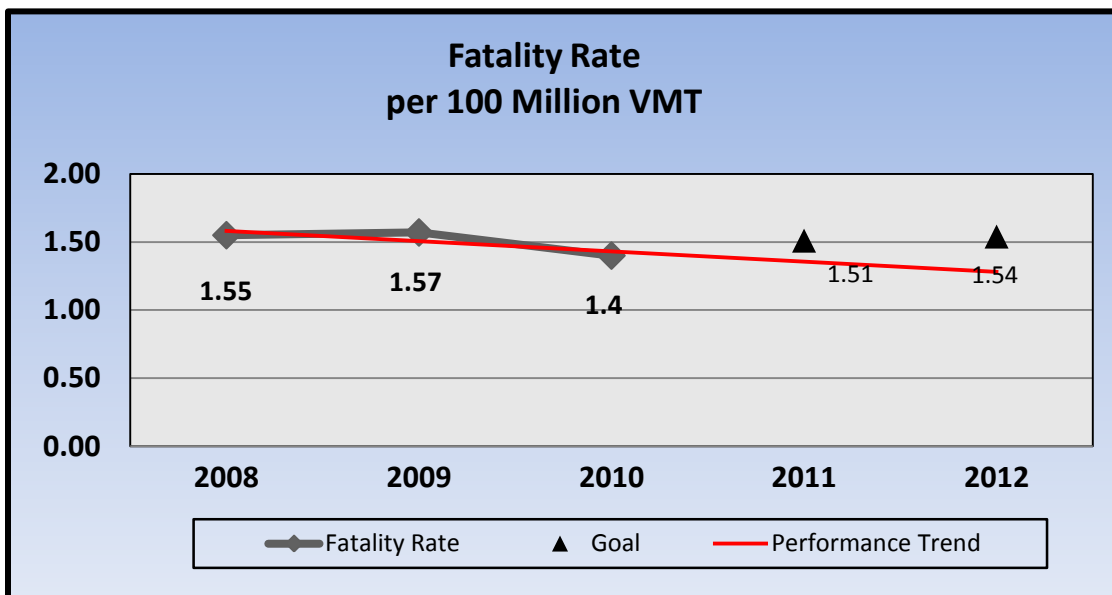
To reduce the number of traffic fatalities from 737 (revised) in 2009 to 695 in 2012.

Status: Oklahoma is on track to reach our major goal of reducing fatalities in 2012. FARS data indicate the continuing downward trend which should enable us to meet the goal of 695 for 2012.



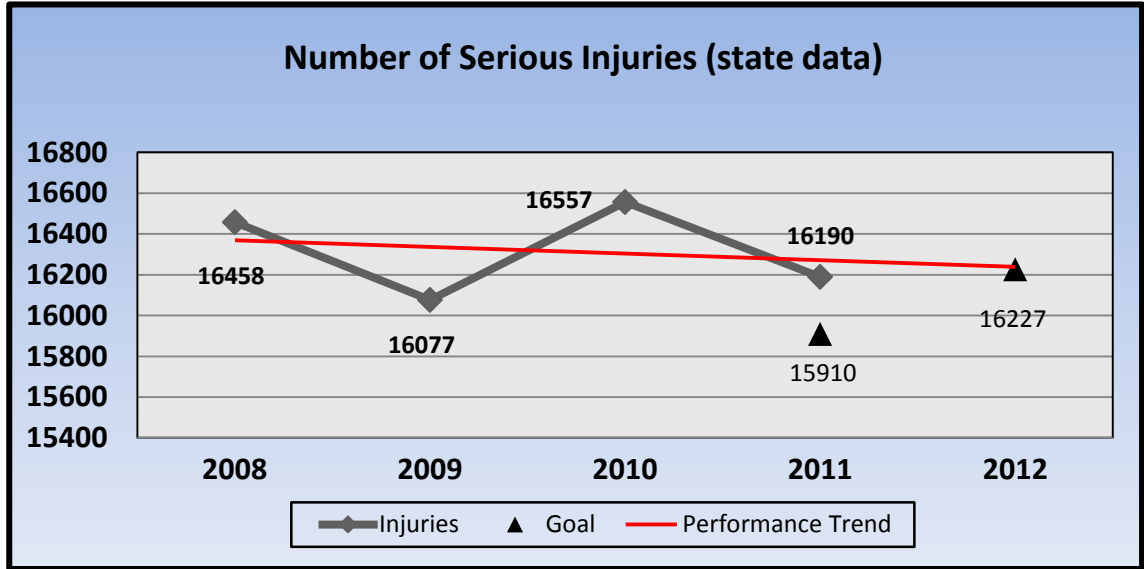
To reduce the number of fatalities per 100 million vehicle miles traveled from 1.57 in 2009 to 1.54 in 2012.

Status: Based on current data it appears Oklahoma will reach its goal for 2012.



To reduce the number of serious injuries from 16,557 in 2010 to 16,227 in 2012.

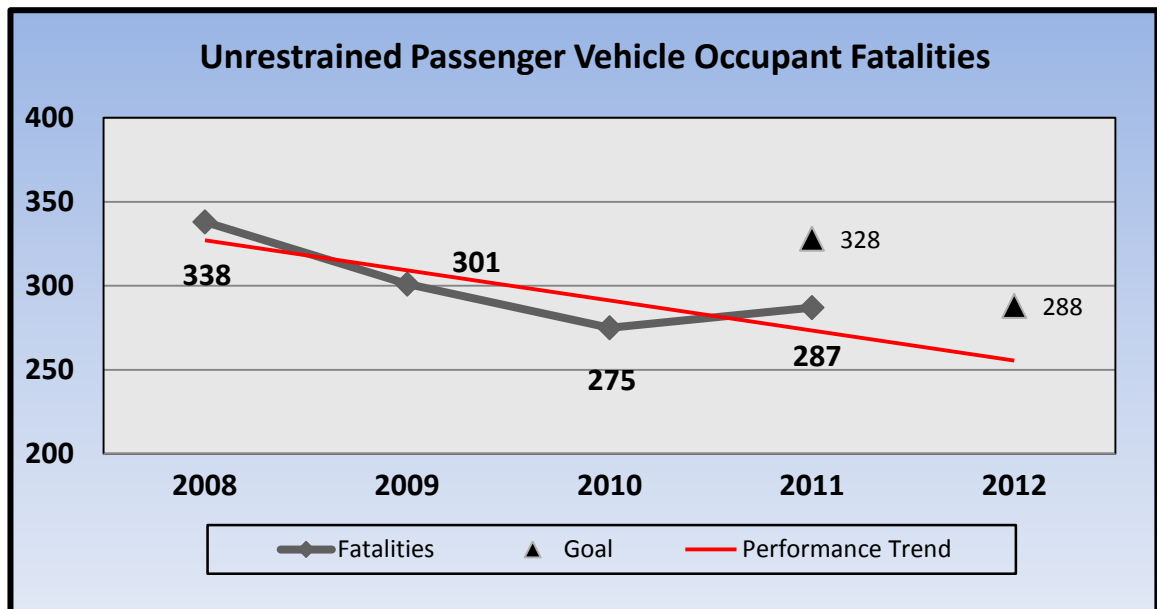
Status: While the state experienced a reduction in serious injuries from crashes in 2011, we fell short of the goal of 15,910. However, the current trend line suggests we are on track to reach our goal of 16,227 serious injuries for 2012.



Occupant Protection Benchmarks

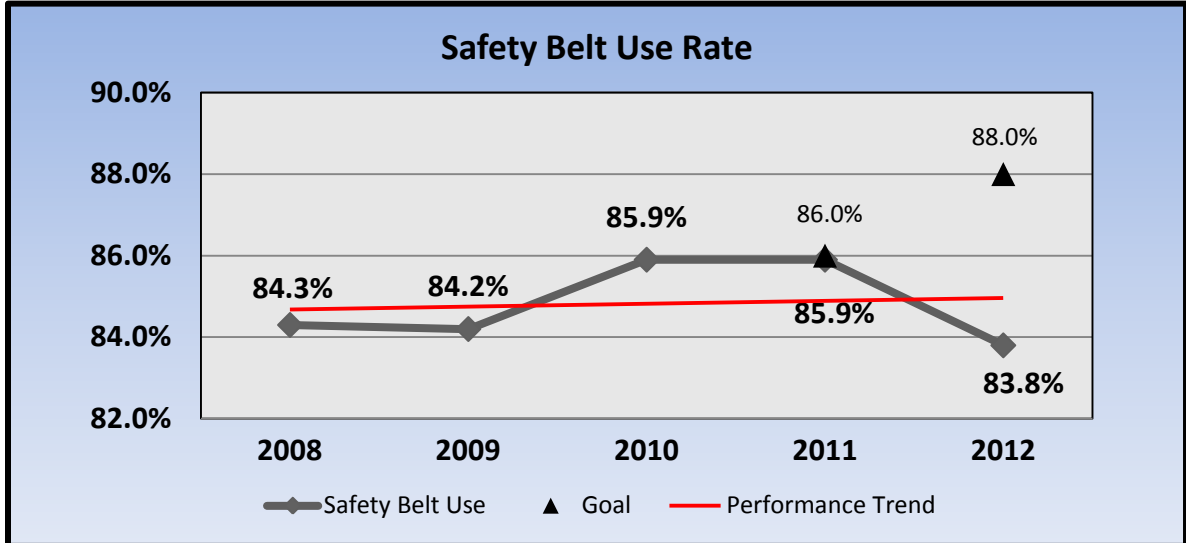
To reduce the number of unrestrained occupant fatalities, all seating positions, from 301 (revised) in 2009 to 288 in 2012.

Status: FARS data indicate Oklahoma experienced an increase in unrestrained occupant fatalities in 2011, with 287 compared to 275 for 2010. Nevertheless, the total number of unrestrained fatalities exceeded the state’s goal of 328 for 2011 and the trend line suggests a decrease for 2012, well below our goal projection of 288.



To increase safety belt use from 85.9% in 2011 to 88% in 2012.

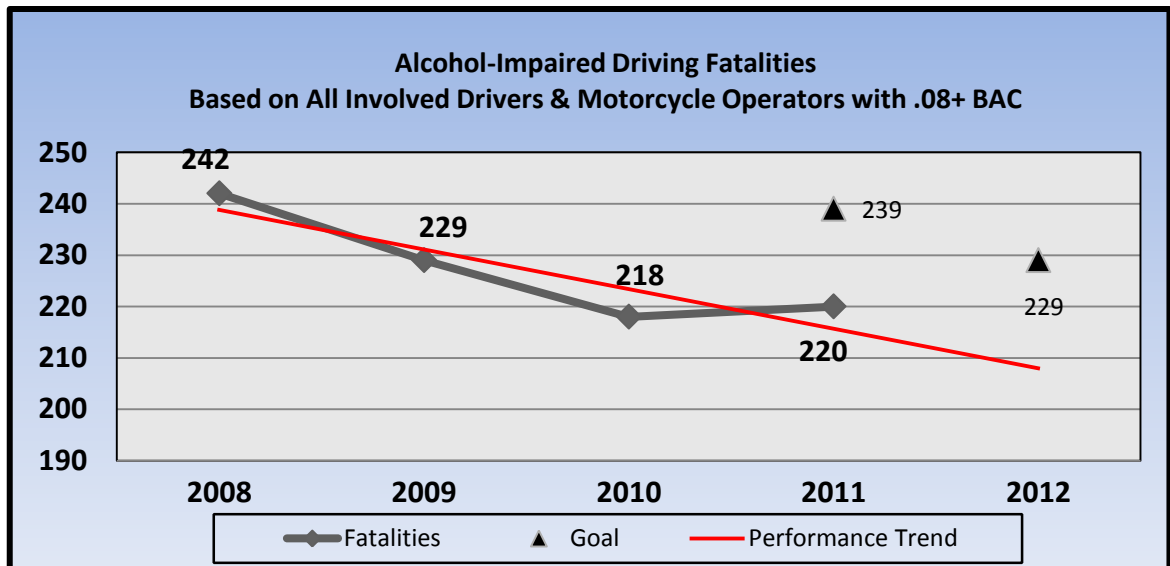
Results: Oklahoma’s official seat belt use remained relatively unchanged at 83.8% (with 2.0% standard error). While some variation was expected as we changed to the new methodology, we will continue to monitor the seat belt use rate closely and make program adjustments as appropriate.



Alcohol / Impaired Driving Benchmark

To reduce the number of fatalities involving drivers or motorcycle operators with .08+ BAC from 235 (revised) in 2009 to 229 in 2012.

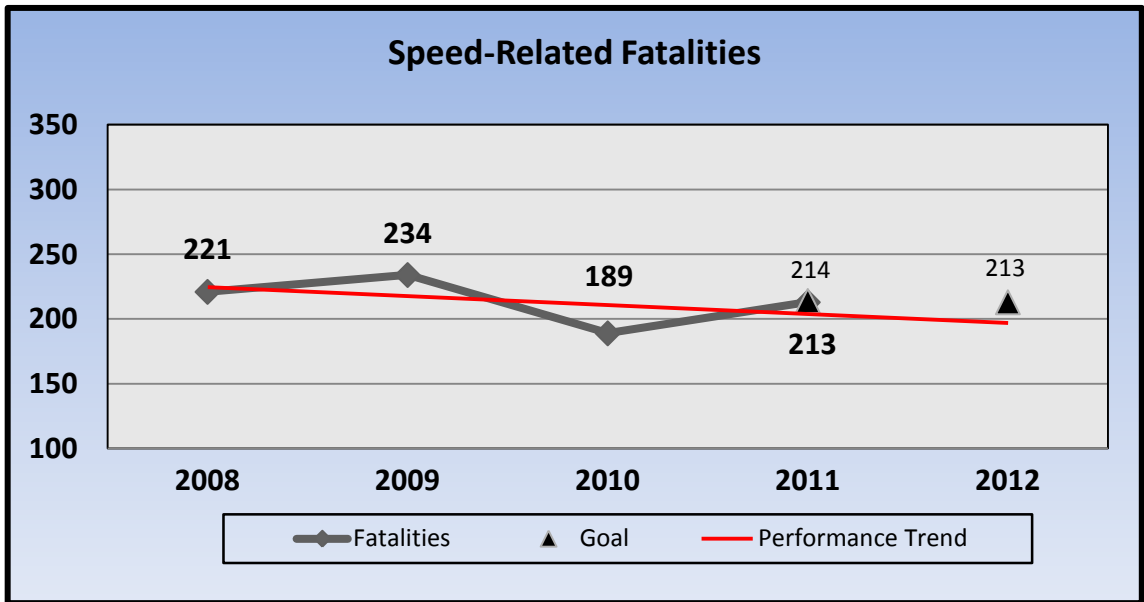
Status: The trend line for impaired driving fatalities continues to decline in Oklahoma. However, 2011 represented a slight increase over 2010. Significant program resources were committed to impaired driving prevention in 2012, which we believe will help keep us on track to achieve our 2012 goal.



Police Traffic Services/ Speed Benchmarks

To reduce the number of speed related fatalities from 234 in 2009 to 213 in 2012.

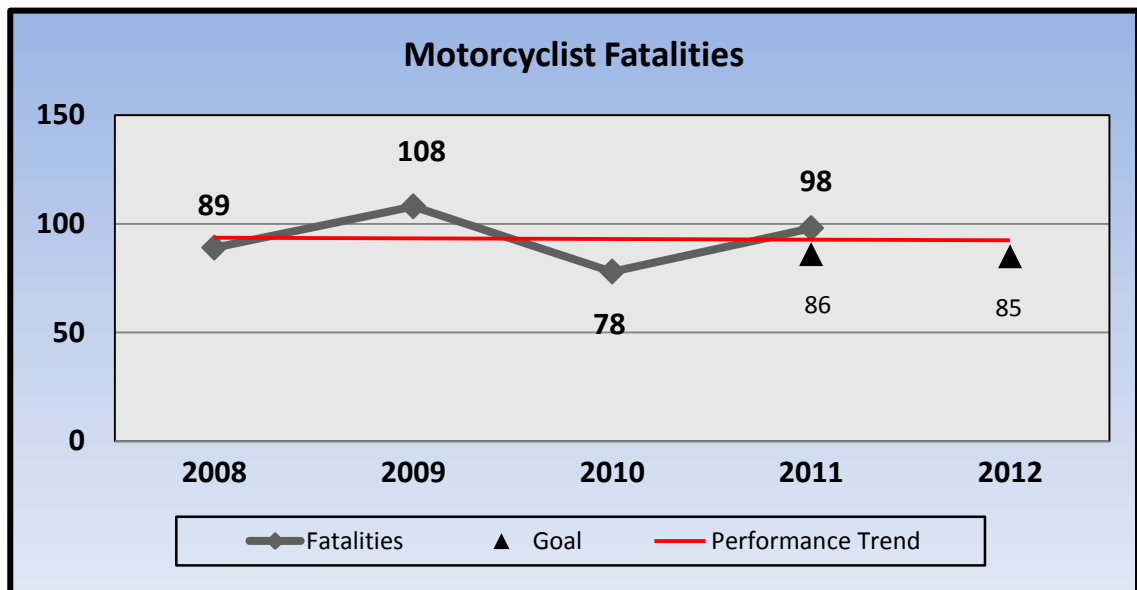
Results: FARS data indicate a slight increase in speed related fatalities in Oklahoma for 2011. Oklahoma experienced 213 speed related fatalities in 2011. This is exactly on target to reach our goal for 2012.



Motorcycle Safety Benchmarks

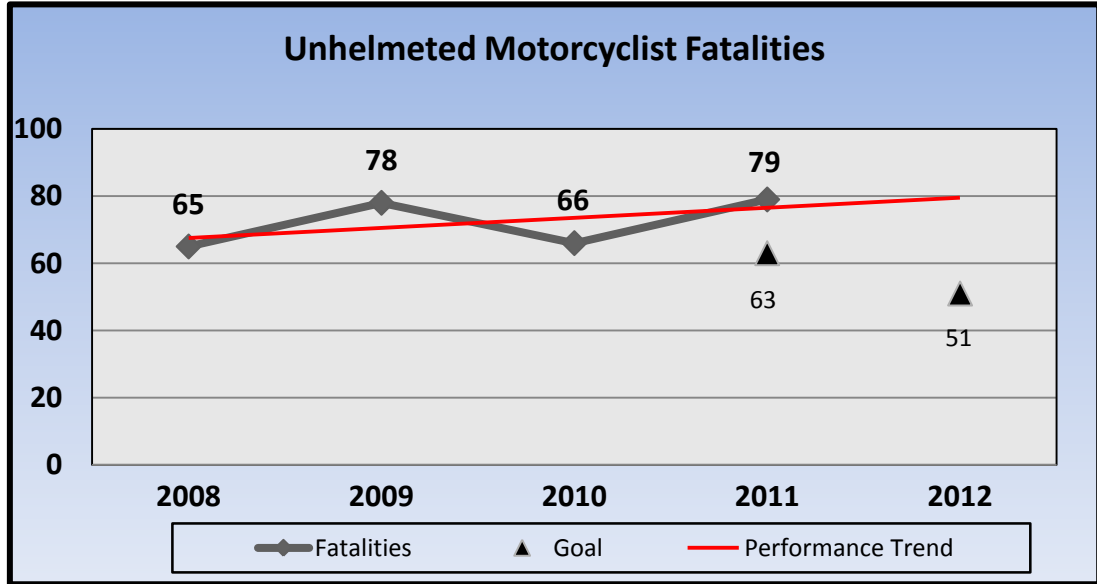
To reduce the number of motorcyclist fatalities to 85 in 2012.

Results: Motorcycle fatalities increased from 78 in 2010 to 98 in 2011. Unfortunately, the 5 year trend-line indicates little change since 2008, but is in line with our 2012 goal projection of 85.



To reduce the number of un-helmeted motorcycle fatalities to 51 in 2012.

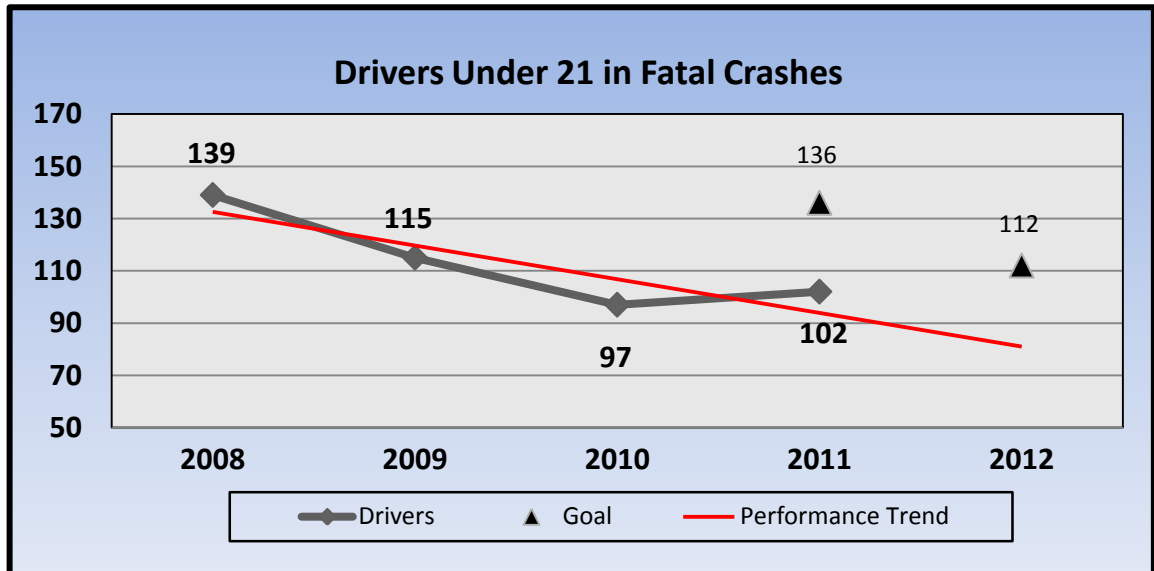
Results: Un-helmeted motorcycle fatalities still represent the vast majority of Oklahoma's motorcycle fatalities. Unfortunately, the trend line suggests that Oklahoma may not meet the goal of reducing un-helmeted motorcycle fatalities to 51 in 2012.



Youth Safety Benchmark

To reduce the number of drivers under age 21 in fatal crashes from 115 in 2009 to 112 in 2012.

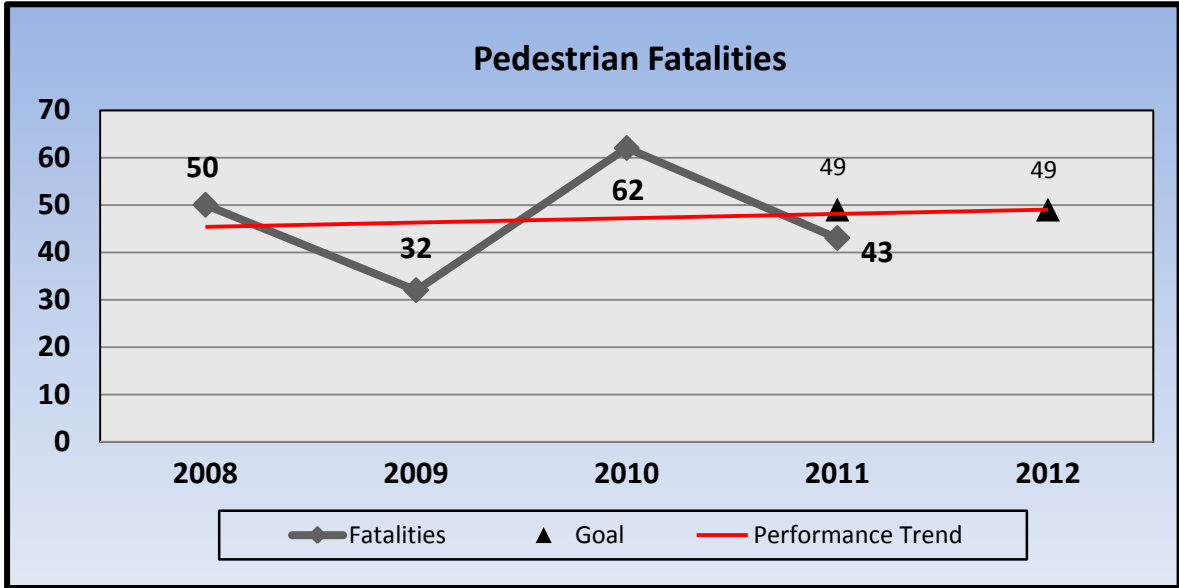
Results: FARS data for 2011 indicate a slight bump in the number of drivers who are under 21 involved in fatal crashes. Nevertheless, these numbers are well below the goal of 112 for 2012.



Pedestrian Safety Benchmark

To reduce the number of pedestrian fatalities to 49 in 2012.

Results: Pedestrian fatalities dropped dramatically from 62 in 2010 to 43 in 2011. However, the sporadic nature of the individual pedestrian fatalities makes it difficult to predict whether Oklahoma will meet its goal for 2012. We will continue to evaluate common factors in pedestrian fatalities and potential countermeasures.



FY 2012 CORE OUTCOME MEASURES

CORE OUTCOME MEASURES		STATUS				GOALS		
		FARS DATA (unless noted)				Previous Goal Projection	Current Goal Projection	Current Goal Status
		2008 (Baseline)	2009	2010 (Revised)	2011	2011	2012	2012
Overall								
Traffic Fatalities	Total	750	737	668	696	726	695	pending
	Rural	523	498	465	497	*	469	pending
	Urban	226	239	203	199	*	226	pending
Fatalities per 100 MVMT	Total	1.55	1.57	1.4	pending	1.51	1.54	pending
	Rural	2.25	2.32	2.14	pending	*	2.29	pending
	Urban	0.9	0.94	0.78	pending	*	0.91	pending
Serious Injuries	<i>(state data)</i>	16458	16077	16557	16190	15910	16227	pending
Occupant Protection								
Unrestrained Occupant Fatalities (all seating positions)		338	301	275	287	328	288	pending
Observed Seat Belt Use Rate (front seat outboard occupants)		84.3	84.2	85.9	85.9	86.0	88.0	83.8
Number of Grant Funded Seat Belt Citations		21808	18152	31276	46276	x	x	22043
Alcohol-Impaired Driving								
Fatalities Involving Driver or mc Operator with .08+ BAC		242	229	218	220	239	229	pending
Number of Grant Funded Impaired Driving Arrests		4407	2948	3971	3570	x	x	3781
Speeding								
Speeding Related Fatalities		221	234	189	213	214	213	pending
Number of Grant Funded Speeding Citations		34055	36987	50738	47955	x	x	48202
Motorcyclists								
Number of Motorcycle Fatalities		89	108	78	98	86	85	pending
Number of Unhelmeted Motorcyclist Fatalities		65	78	66	79	63	51	pending
Youth								
Number of Drivers under 21		139	115	97	102	136	112	pending
Pedestrians								
Number of Pedestrian Fatalities		50	32	62	43	49	49	pending

* rural and urban goals not established until 2012

STATEWIDE PROGRAMS OVERVIEW

During FY 2012, OHSO administered a variety of programs to address State and National traffic safety priorities. Program areas included Alcohol/Impaired Driving, Motorcycle Safety, Occupant Protection, Police Traffic Services, Traffic Records, and Railroad Highway Crossings. Additionally, funds were expended for Paid Media. OHSO also participated in a Combined Enforcement demonstration project. Specific grant funding areas included Sections 402, 403, 406, 408, 410, and 2010. The following programs contributed to the State’s progress in meeting its traffic safety goals. Budgets below reflect original budgeted amount. The final voucher reflects the final fund source and total expenditures by each sub-grantee.

Alcohol/Impaired Driving Law Enforcement Projects

The latest FARS data indicate that Oklahoma experienced a decrease in the number of impaired driving related fatalities in 2010 (from 229 in 2009 to 220 in 2010). The projects listed in this section were implemented in order to address the State’s impaired driving collisions. The number of dedicated impaired driving enforcement projects was significantly higher in FY 2012 than in FY 2011. Forty-one agencies were primarily funded as impaired driving enforcement projects. These agencies accounted for 3,207 DUI arrests. Other law enforcement grantees accounted for another 574 DUI arrests. Agencies participating in the various mobilizations reported another 1,573 DUI arrests. Total grant funded DUI arrests for FY 2012 totaled 4,780.

FY 2012 Impaired Driving LE Activity					
Agency	Speed Related	SB/CR	DUI	Other	Total
Blackwell	117	27	20	378	542
Calera	441	27	23	758	1249
Canadian SO	257	61	10	341	669
Cleveland SO	304	47	33	769	1153
Coweta	234	218	20	413	885
Creek SO	547	151	57	800	1555
Delaware SO	333	59	16	244	652
Durant	589	398	20	736	1743
Enid	312	321	116	2714	3463
Eufaula	534	10	12	738	1294
Grove	942	237	4	766	1949
Guthrie	44	20	12	321	397
Henryetta	445	116	9	767	1337
Idabel	22	29	22	260	333
Kay SO	299	29	69	362	759
Lawton	497	427	34	1074	2032
Logan SO	423	6	49	721	1199

Madill	587	44	25	1299	1955
Miami	5	16	0	5	26
MWC	440	1079	53	1318	2890
Norman	243	1024	159	1054	2480
OCPD	756	5059	585	3133	9533
OHP	7189	1117	874	12927	22107
Osage SO	469	1	14	685	1169
Payne SO	159	3	77	716	955
Rogers SO	580	81	76	1547	2284
Sallisaw	42	13	16	161	232
Sand Springs	531	266	84	1372	2253
Scenic Rivers	236	63	25	573	897
Seminole	145	48	13	277	483
Seminole SO	322	168	30	703	1223
Shawnee	401	436	24	1081	1942
Skiatook	524	147	50	507	1228
Stroud	76	83	13	308	480
Tahlequah	403	131	45	1034	1613
Tecumseh	208	218	33	600	1059
Tulsa PD	1883	334	103	1814	4134
Tulsa SO	988	208	319	1011	2526
Vinita	225	104	3	217	549
Washington SO	1295	100	42	435	1872
Weatherford	259	76	18	1011	1364
Total	24306	13002	3207	45950	86465

Project Number: Multiple
Project Title: Community Impaired Driving Enforcement Programs
Agencies: 41 LE Agencies (See table above)
Budget: See final voucher **Section:** 402 and 410

Description: Each participating agency conducted aggressive impaired driving enforcement programs. Agencies used full time officers/deputies working on an overtime basis to enforce impaired driving laws. Shifts were scheduled at times most likely to detect impaired driving offenses and at locations with a history of such violations. The agencies incorporated active Public Information and Educational programs, by working with local schools, civic groups and various media outlets. Many of the agencies were provided with a secondary source of funds to address other traffic issues within their jurisdictions.

Training, Educational and Other Alcohol Programs

Project Number: AL-12-02-01-16
Project Title: Tulsa Community Services Council CRASHs Court
Agency: Tulsa Community Services Council
Budget: \$75,000.00 **Section:** 402

Description: The goal of the CRASHs Court project was to prevent underage drinking and impaired driving. Community initiatives targeting underage drinking have been highly effective when implemented and systematically evaluated as part of a community-wide approach. This was a technical assistance project to increase statewide awareness and interest in replication of the innovative CRASHs Court program successfully implemented in Tulsa County. The project met the project milestones for 2012.

Project Number: AL-12-02-02-09
Project Title: District Attorneys Council Traffic Safety Resource Prosecutor (TSRP)
Agency: Oklahoma District Attorneys Council
Budget: \$135,048.00 **Section:** 402

Description: Through this project, continuing professional education was provided to assistant district attorneys in order to improve their ability to effectively prosecute complex traffic safety violations, such as vehicular homicide, felony drunk driving, and others. The project provided a dedicated liaison between the State's prosecutors and the traffic safety community to work for better coordination in prosecuting traffic safety violations. The District Attorney's Council hired a former DUI defense counsel to act as Traffic Safety Resource Prosecutor (TSRP). This has provided the prosecutorial and law enforcement community with valuable insight into the nuances of impaired driving arrests and prosecutions.

Project Number: AL-12-02-03-12
Project Title: Norman PD Drug Recognition Expert (DRE) Program
Agency: Norman Police Department
Budget: \$30,000.00 **Section:** 402

Description: The Norman Police Department conducted Drug Recognition Expert (DRE) schools in accordance with published federal guidelines and curriculum, which consists of nine days classroom instruction, hands-on drug evaluation training, and a final exam. Students were from a variety of different law enforcement agencies from across the State of Oklahoma. Each student successfully completing the course obtained DRE certification.

Project Number: AL-12-02-04-11
Project Title: Oklahoma Association of Chiefs of Police ARIDE
Agency: Oklahoma Association of Chiefs of Police (OACP)
Budget: \$68,047.00 **Section:** 402

Description: In order to reduce the number of crashes, injuries, and deaths caused by impaired driving in Oklahoma, the Oklahoma Association of Chiefs of Police provided Advance Roadside Impaired Driving Enforcement (ARIDE) training courses as developed by NHTSA to law enforcement officers statewide. In addition to Standard Field Sobriety Testing (SFST) training, this course provides officers with more advanced skills in recognizing signs and symptoms of alcohol and other drug impairments. This proactive approach, along with training in description and documentation of observations, promoted officers' confidence and helped increase enforcement actions related to impaired driving.

Project Number: K8-12-02-04-01
Project Title: ECU State Judicial Educator
Agency: East Central University
Budget: \$30,755.00 **Section:** 410

Description: The goal of the State Judicial Educator (SJE) project was to educate members of the judiciary on impaired driving issues. During FY 2012, the SJE project was transferred to East Central University. The project has seen significant improvements in performance since its inception at East Central.

Project Number: K8-12-06-01-04
Project Title: OSBI Impaired Driving Testing Program
Agency: Oklahoma State Bureau of Investigation
Budget: \$79,800.00 **Section:** 410

Description: A full-time technician/chemist was employed to operate the GC/MSD (gas chromatograph/mass selective detector) analysis instrument. He devoted 100% of his time to the analysis of blood samples submitted to the OSBI laboratory for the prosecution of drug impaired driving cases. The services of the skilled technician provided efficient evaluation in a more timely manner.

Project Number: K8-12-06-02-04
Project Title: OSBI Impaired Driving Testing Program
Agency: Oklahoma State Bureau of Investigation
Budget: \$340,800.00 **Section:** 410

Description: In order to improve the prosecution of drug impaired drivers, the OSBI acquired a Liquid Chromatograph-Mass Spectrometer-Mass Spectrometer (LC/MS/MS) Instrument 100% dedicated to analysis of blood samples from impaired driving cases. Two Criminalists were certified in the operation and use of the instrument. Following an in-house validation process, methods for quantification of specific drugs (initially including benzodiazepines, tricyclic antidepressants, opioids, methamphetamine and related compounds, cocaine, and hallucinogenic compounds) were generated. Additional drugs have been added to the testing protocol, continually expanding the use of the instrument to include more

substances. This device enhances OSBI's ability to quickly process samples, beyond what is currently possible using a labor intensive two stage process of identification and quantification.

Project Number: K8-12-03-30-05
Project Title: SIDNE Impaired Driving Simulator
Agency: Oklahoma County Sheriff's Office
Budget: \$50,000 **Section:** 410

Description: SIDNE© (Simulated Impaired Driving Experience) is a program designed to deliver a hands-on campaign to address the abuse of alcohol and other drugs. The project includes an electric powered vehicle that simulates the delayed reaction of an impaired driver. It is a complete program including attendee materials, personnel safety items, instructor materials, remote master control and trailer for transportation to training and demonstration sites. The Oklahoma County Sheriff's Office has delivered several well received and well attended SIDNE programs since receiving the equipment.

Project Number: K8-12-02-02-04
Project Title: OSU Campus Police Traffic Safety and Alcohol Education Project
Agency: Oklahoma State University Police Department
Budget: \$37,750.00 **Section:** 410

Description: This project funded 50% of a full-time officer of the OSU Police Department, who devoted 100% of his time to traffic and alcohol safety education and enforcement. He developed and conducted safety presentations for the OSU community and surrounding communities on a regular basis. The assigned officer worked with the Stillwater Police Department Task Force to conduct compliance checks on adjacent establishments serving or selling alcohol to the public, and worked with the OSU Police Department to provide "special emphasis" enforcement targeting impaired driving and other alcohol violations during periods of increased alcohol usage, such as holidays and special events on campus.

Statewide Impaired Driving Projects Supporting Section 410 Grant Program

Project Number: K8-12-03-30-05
PT-12-03-06-05
Project Title: Oklahoma County Occupant Protection and Impaired Driving Enforcement Program
Agency: Oklahoma County Sheriff's Office
Budget: \$50,500.00 **Section:** 410
\$110,500.00 402

Description: There were two major components to this law enforcement project; occupant protection awareness and enforcement; and impaired driving enforcement. Using

Section 402 funds, Oklahoma County patrol and traffic deputies will target occupant protection violations in Oklahoma County. In addition, a full-time deputy operated the CRASHs Court / Rollover Simulator programs. The goal of this effort was to increase the seat belt use rate in central Oklahoma. Using Section 410 funds, deputies conducted county-wide impaired driving enforcement initiatives. A public information and education effort was implemented to increase awareness concerning impaired driving issues. In addition to participation in the DSOGPO crackdown, deputies conducted quarterly High Visibility Enforcement (HVE) activities in January, June, July, and November as detailed in our Section 410 funding plan.

Project Number: K8-12-03-32-06
Project Title: OHP Statewide Alcohol / Impaired Driving Enforcement
Agency: Oklahoma Highway Patrol
Budget: \$600,000.00 **Section:** 410

Description: The Oklahoma Highway Patrol used experienced Troopers to implement a special statewide overtime traffic enforcement project, focusing on impaired driving violations. Troopers were assigned to work overtime shifts to enforce alcohol-related traffic laws at high-risk locations in all 77 counties. In addition to participation in the DSOGPO crackdown, troopers conducted quarterly High Visibility Enforcement (HVE) activities in January, June, July, and November. OHP officers worked special emphasis programs in support of regional and national traffic safety campaigns as set forth by OHSO and NHTSA.

Motorcycle Safety Projects

Motorcycle fatalities and un-helmeted fatalities both increased in 2011, according to the latest FARS data. Motorcyclist fatalities increased by 25.6% to 98 and un-helmeted fatalities increased by 16.7% to 79. While it appears we may be on track to reach our 2012 goal of 85 fatalities, un-helmeted fatalities are trending well above our goal of 51. We will expand our training and education outreach efforts for FY 13 and believe those projects will assist us in achieving future reductions.

Project Number: K6-12-02-01-01
Project Title: Great Plains Motorcycle Safety Education
Agency: Great Plains Technology
Budget: \$33,700.00 **Section:** State Funded

Description: The Great Plains Technology Center (GPTC) currently provides the MSF/DPS-approved motorcycle safety education course. Grant funds allowed for the expansion of their existing program by increasing capacity, including the addition of 4 qualified instructors, 2 rider coaches, safety equipment (12 helmets) and three (3) 250cc motorcycles to the training fleet. Increased program capacity enabled more riders to receive much needed education

regarding safe operation of motorcycles. This program was implemented at the Great Plains Technology Center in Lawton, OK.

Project Number: K6-12-03-01-12
Project Title: Broken Arrow Motorcycle Safety/ Awareness Program
Agency: Broken Arrow Police Department
Budget: \$19,000.00 **Section:** 2010

Description The OHSO and the Broken Arrow Police Department worked together in the implementation of a two phase program as: 1) a Motorcycle Awareness Program that will provide public awareness and other outreach programs to enhance driver awareness of motorcyclists, including "share the road" safety messages developed using Share-the-Road model language; and 2) the expansion and delivery of a Motorcyclist Safety Training Course for the purpose of educating motorcycle riders in safer motorcycle operation and surviving traffic situations unique to motorcycles.

The Motorcycle Safety Training curriculum presented was pre-approved by the State's Motorcycle Advisory Committee. The Motorcycle Awareness Program or public information and education, such as the "Share the Road" program, was provided to non-motorcyclists in emphasizing the awareness of and presence of motorcycles on or near roadways. Broken Arrow PD provided trained officers and demonstration motorcycles. The program was well received and Broken Arrow PD was unable to meet the demand for the training.

Project Number: K6-12-03-02-06
Project Title: Edmond Motorcycle Safety Program
Agency: Edmond Police Department
Budget: \$116,538.00 **Section:** 2010

Description: The Edmond Police Department continued implementing a 2 phase program, including: 1) a Motorcycle Awareness Program that will provide public awareness, public service announcements and other outreach programs to enhance driver awareness of motorcyclists, such as the "Share the Road" safety messages developed and using Share-the-Road model language; and 2) the expansion and delivery of a Motorcyclist Safety Curricula for the purpose of educating motorcycle riders in safe operation of motorcycles. This was the third year for Edmond's program, and included expansion of sport bikes to reach out to an entirely different target group than the cruiser bike riders. The program was presented throughout the state, including displays and/or presentations at safety fairs, car shows, motorcycle rallies and other venues that attract large numbers of attendees.

Occupant Protection

According to FARS, Oklahoma's unrestrained occupant fatalities decreased 4.6% from 301 in 2009 to 287 in 2011. That number surpasses our goal of 288 set for 2012. Our official use rate survey for 2012 indicated a statewide use rate of 83.8%. Oklahoma was one of the first states in the nation to employ the revised methodology for seat belt use surveys. This use of the new

methodology may in part be reflected in the drop in usage rates. In 2012, we continued our efforts in central Oklahoma and funded 5 agencies as occupant protection enforcement projects.

Community Occupant Protection Projects

FY 2012 Occupant Protection LE Activity					
Agency	Speed Related	SB/CR	DUI	Other	Total
Bethany	206	753	39	1080	2078
Moore	7	2302	1	64	2374
OCSO	485	1383	208	3775	5851
Warr Acres	56	476	6	134	672
Yukon	312	286	7	663	1268
Total	1066	5200	261	5716	12243

Project Number: Multiple
Project Name: Community Law Enforcement Occupant Protection Programs
Agency: 5 LE Agencies
Budget: See Summary

Description: In an effort to increase seat belt use rates in central Oklahoma, OHSO funded a number of select communities where seat belt use rates are below the statewide average. Our focus for FY 2012 remained on central Oklahoma, where use rate is below the statewide average. Law enforcement officers in those communities enforced occupant protection laws, conducted seat belt checkpoints and seatbelt enforcement zones. Officers also worked special emphasis in support of regional/national traffic safety campaigns as set forth by OHSO and NHTSA. Each community conducted pre and post program surveys in order to gauge the effectiveness of their programs. In addition to enforcement efforts, communities promoted seat belt and child passenger restraint use through public information and educational efforts. **Community Occupant Protection Programs include:** Bethany PD, Moore PD, Oklahoma County Sheriff’s Office, Warr Acres PD and Yukon PD. Using additional separate funding sources, these communities will also focus on their secondary traffic collision concerns.

Occupant Protection Improvement Programs

Project Number: OP-12-02-01-14
Project Title: Safe Kids Oklahoma Statewide Child Passenger Safety Program
Agency: Safe Kids Oklahoma
Budget: \$180,850.00 **Section:** 402

Description: Safe Kids Oklahoma used experienced staff members to implement a Statewide Child Passenger Safety Program to include hosting and assisting with car seat check events, providing National Child Passenger Safety training certification classes, serving as the child restraint distributor for permanent fitting stations, and outreach with emphasis on rural areas of Oklahoma. Project personnel hosted seat checks, permanent fitting stations, new technician and recertification classes.

Project Number: OP-12-02-02-12
Project Title: Tulsa Area Safe Kids CPS Program
Agency: Tulsa Area Safe Kids
Budget: \$36,500.00 **Section:** 402

Description: The Tulsa Area Safe Kids used experienced staff members to implement a Tulsa metro area Child Passenger Safety Program to include hosting and assisting with car seat check events, permanent fitting stations, and new technician and recertification training.

Other Occupant Protection Projects

Project Number: OP-12-05-01-00
Project Name: UCO Occupant Protection Survey
Agency: The University of Central Oklahoma
Budget: \$150,000.00 Section 402

Description: The University of Central Oklahoma conducted a statewide observational survey of safety belt and child restraint usage at various locations across the state during the summer of 2012. Oklahoma was one of the first states to conduct its survey in accordance with the new national sampling criteria; shifting from a population-based exclusion criterion to a fatality-based exclusion criterion. Using this new survey methodology yielded a statewide usage rate of 83.8%.

Police Traffic Services/Speed Enforcement Programs

Police Traffic Services Projects

The Oklahoma Highway Safety Office funded 14 agencies under the Police Traffic Services program area to provide general traffic law enforcement. All agencies were required to conduct public information and educational activities along with their enforcement efforts. Many of those agencies conducted underage drinking prevention operations and all supported NHTSA's national goals and law enforcement mobilizations. Some agencies received split funding sources to address specific secondary community issues. These agencies played a major role in law enforcement support for both national mobilizations during 2012.

The 14 PTS agencies reported a total of 24,248 enforcement actions. Law enforcement agencies participating in both statewide mobilizations reported an additional 68,528 actions. Together, all participating PTS/Mobilization agencies reported a total of 92,776 for 2012.

FY 2012 PTS LE Activity					
Agency	Speed Related	SB/CR	DUI	Other	Total
Ada	229	414	14	462	1119
Bixby	1257	575	35	1436	3303
Broken Arrow	1270	297	27	1045	2639
Catoosa	680	279	8	1017	1984
Collinsville	174	93	4	1252	1523
Drumright	249	107	13	596	965
Glenpool	477	131	6	498	1112
Kiowa SO	1290	8	2	196	1496
Lincoln SO	909	74	46	1515	2544
Piedmont	631	75	1	102	809
Ponca City	277	235	2	414	928
Pott SO	1522	147	16	633	2318
Sapulpa	1030	474	14	1056	2574
Wewoka	569	78	27	260	934
Total	10564	2987	215	10482	24248

Project Number: Multiple
Project Name: See Table Above
Agency: 14 LE Agencies
Budget: See Final Voucher **Section:** 402

Description: Police Traffic Services projects are intended to address a variety of traffic safety issues at the local level. The law enforcement agencies listed in this section have identified a number of traffic collision problems within their jurisdictions and implemented strategies to address them. These programs included the use of commissioned officers, working overtime shifts to target high collision areas and to focus their enforcement efforts on specific causation violations. Enforcement locations were identified based upon review of crash reports, arrest reports or citizen complaints. Each participating agency supported NHTSA’s goals and both major national mobilizations, including “Click It or Ticket” and the impaired driving crackdown, “Drive Sober or Get Pulled Over.” In addition to sustained High Visibility Enforcement efforts, these agencies were committed to an active Public Information and Educational campaign.

While all agencies identified as Police Traffic Services contracts addressed speed management within their projects, nine communities implemented designated speed management projects. Those communities are listed in the following chart.

Speed Management Projects

Speed related fatalities are up from 189 in 2010 to 213 for 2011. This represents a 12.7% increase. However, this increase was to be expected and was in line with our goal of 214 fatalities for 2011 and meets our 2012 goal of 213. In an effort to reduce speed related fatalities, our grant funded agencies initiated 48,000 speed related contacts with the 9 Speed Enforcement (SE) agencies alone reporting 12,266. The SE agencies were also responsible for 4,855 other enforcement contacts for a total of 17,121.

FY 2012 Speed Enforcement LE Activity					
Agency	Speed Related	SB/CR	DUI	Other	Total
Blanchard	715	8	13	294	1030
Choctaw	60	14	3	133	210
Edmond	2155	212	64	1575	4006
Hugo	447	50	1	254	752
McAlester	1665	3	0	99	1767
Newcastle	641	20	2	584	1247
Owasso	4764	187	9	725	5685
Purcell	672	73	3	120	868
Wagoner	1147	287	3	119	1556
Total	12266	854	98	3903	17121

Project Number: Multiple
Project Name: See Table
Agency: Multiple (See Table above)
Budget: See final voucher. **Section:** 402

Description: Speeding and speed related violations continue to be a serious contributor to fatal and injury collisions in Oklahoma. For FY 2012, OHSO contracted with 9 local law enforcement agencies to address speeding in their communities. Officers working these programs targeted violations such as speed above the posted limit, speed too fast for conditions, following too closely and aggressive driving.

Other Police Traffic Services Programs/ Education and Awareness

Project Number: PT-12-03-20-05/ K8-12-03-28-05/ K4-12-03-01-05
Project Title: OHP Regional LEL Project
Agency: Department of Public Safety / OHP

Budget:	\$357,043.33	Section:	402
	\$35,541.67		410
	\$72,809.73		406

Description: The OHP LEL’s implemented activities in support of national highway safety goals to reduce motor vehicle related collisions, and provided assistance to local law enforcement as it concerns traffic enforcement. Public information and education events along with media releases were used to inform the public of traffic safety issues. In addition, the OHP LEL’s conducted visits with local law enforcement agencies in support of National Highway Safety initiatives including the “Click-It or Ticket” mobilization and the “Drive Sober or Get Pulled Over” crackdown, and will assist in post-mobilization activity reporting.

Project Number: PT-12-02-01-03
Project Title: Alive at 25
Agency: Oklahoma Safety Council
Budget: \$20,000 **Section:** 402

Description: The Alive at 25 training course, which was developed by the National Safety Council, focuses on educating students of the consequences of risky driving behaviors, including speeding, aggressive driving, seat belts, impaired driving, distracted driving, and other important driving topics. Students are challenged to take responsibility of their driving behavior, consider the outcomes of peer pressure, and identify driving hazards and potentially dangerous road conditions. The course, designed as an early intervention program, seeks to educate young drivers on these topics and Oklahoma's Graduated Drivers Licensing laws, and encourage young drivers to adopt safe driving practices. The Oklahoma Safety Council contracted with certified Alive at 25 instructors to implement the Alive at 25 program curriculum in Oklahoma City, Enid and Lawton.

Safe Communities Groups

The Oklahoma Highway Safety Office supports the Safe Communities (SC) concept. The two long standing SC groups in the state include the Metro Area Safe Communities Council (MATSC) and the Tulsa Area Safe Communities Group. These two entities have been very proactive in traffic safety initiatives such as taking the lead in press events and support of national mobilizations in their respective regions. Since FY 2008, this office has helped establish three other SC groups; the Southeastern Oklahoma Traffic Safety Committee (SOTSC), the Green Country Traffic Safety Committee (NE Oklahoma) and more recently the Northern Oklahoma Safe Communities Committee (NOTSC). All of these groups play a major role in OHSO’s collision reduction programs. As an added incentive for agency participation, OHSO funds traffic safety educational programs for officers/ agencies who regularly participate in Safe Community activities.

Traffic Records Improvement Projects

The following traffic records accomplishments were achieved during FY2012, providing significant improvements in the timeliness, accuracy, accessibility, or completeness of Oklahoma traffic records. The projects below contributed to these accomplishments.

- The Oklahoma Department of Health linked OKEMSIS records with other records through the Traffic Data Linkage Project for the first time.
- The University of Oklahoma made additional improvements to the SAFE-T system, including geo-spatial data for all unincorporated areas of Oklahoma and the metro Oklahoma City area.
- The University of Oklahoma developed a new “Collision Explorer” tool for use with the SAFE-T system to provide for plotting collision locations on Google maps.
- Work continued on the PARIS software development.

Project Number: K9-12-06-01-05
Project Title: State Data Linkage Project
Agency: Oklahoma State Health Department
Budget: \$108,000 **Section:** 408

Description: This cooperative agreement with the Oklahoma State Department of Health provided support for data linkage projects through the continuation of a data linkage network of linked crash and injury data. It facilitated access to data for support of NHTSA affiliated research priorities. Through the network, Oklahoma developed, produced and published standardized reports and fact sheets useful within the traffic safety and injury prevention communities at state, local and national levels.

Project Number: K9-12-06-02-06
Project Title: OU Software Development & Integration Project/ PARIS
Agency: University of Oklahoma
Budget: \$220,000 **Section:** 408

Description: In FY11, the University of Oklahoma School of Computer and Electrical Engineering undertook the task of completing integration of the TraCS software used by the OHP into the newly developed Police Automated Records Integration System (PARIS). During FY12, OU continued the integration process and finalized the development of the second generation TraCS software program. In addition, OU continued development of the software necessary to further integrate and expand GPS/GIS information into the existing PARIS software to enable the Highway Patrol, as well as other users, to potentially utilize crash and criminal related data to better identify traffic problem areas (DDACTS), and to track enforcement actions and time of patrol within a given geospatial area; thereby allowing for improved data analysis to develop and plan improved crash prevention measures.

Project Number: K9-12-06-03-09
Project Title: OU Crash Reporting & Analysis
Agency: University of Oklahoma
Budget: \$54,660 **Section:** 408
Description: This project continued the partnership between the OHSO, ODOT and the University of Oklahoma ITS Lab for the continued enhancement of a user-friendly interactive software package for reporting and analyzing roadway data. The program is also a tool for making recommendations and predicting probability of various construction and highway enhancement projects. FY2012 enhancements included improving the current framework for integrating GIS/GPS data to allow for improved analysis and reporting capabilities.

Project Numbers: K9-12-05-01-05
Project Title: DPS TraCS/Traffic Records Support
Agency: Oklahoma Dept of Public Safety
Budget: \$165,000 **Section:** 408
Description: This multifaceted project involved the continued implementation and enhancement of the Traffic and Criminal Software (TraCS) mobile data collection system. This project provided technical support for continued improvement of Oklahoma traffic records and on-line crash reporting systems and to provide extended services and support, through use of temporary 100% dedicated IT employees. Two municipal agencies were successfully added to the State's TraCS system.

Railroad Safety Project

Oklahoma has experienced a steady reduction in train involved fatalities since 2006 when we experienced a high of 15 fatalities. State data for 2011 indicate only 3 fatalities and 22 injuries, well below our 2012 goal of 14 fatalities.

Project Number: RH-12-02-01-08
Project Title: Operations Lifesaver Railroad Safety Program
Agency: Oklahoma Operation Lifesaver
Budget: \$27,000 **Section:** 402

Description: Oklahoma Operation Lifesaver continued to train and certify volunteers as "Presenters" to make rail grade safety presentations. Certified volunteer presenters made railway crossing safety presentations and conducted training throughout the state to various groups, including law enforcement officers, school children, driver education classes, bus drivers, professional drivers, businesses, and an array of community and civic groups. Operation Lifesaver worked with BNSF railroad and local governmental agencies to promote safer rail grade crossings in their communities. Operation Lifesaver replaced the long standing Project Director who retired during FY 2012.

2012 CERTIFICATIONS AND ASSURANCES

National Safety Belt and Impaired Driving Mobilizations

The Oklahoma Highway Safety Office continued active support for both national mobilizations. We awarded grants to 65 law enforcement agencies across the state for traffic law enforcement services. Each award required participation in both mobilizations; Click It or Ticket and Drive Sober or Get Pulled Over. In addition, we continued our project with the Oklahoma Highway Patrol to provide five OHP Troopers to serve as Law Enforcement Liaisons. These liaisons contacted every law enforcement agency in Oklahoma in order to gain support for the mobilizations. We also continued our mobilization incentive awards program in order to attract additional law enforcement participants. In each mobilization, six agencies received \$4,000.00 awards for their participation. Results of the two mobilizations follow:

2012 Click It or Ticket Mobilization			
Participating Agencies	196		Media Results
City/Town	145		
County Sheriffs	21		Earned Media
Highway Patrol Troops	22	Press Conferences Held	5
Other Police	8	Television News Stories	27
		Radio News Stories	64
		Print News Stories	90
Activity			Paid Media
Checkpoints Held	108		
Hours of Enforcement	25072	TV Ads	\$27,081
Seat Belt Violations	8219	Radio Ads	\$30,487
Child Seat Violations	394	Billboards	\$16,500
DUI Arrests	492	Other Ads	-
Felony Arrests	304	Total	\$74,068
Stolen Vehicles Recovered	29		
Fugitives Apprehended	366		
Suspended DL Violations	785		
No Insurance Violations	2020		
Speeding Violations	6454		
Reckless Driving Violations	84		
Drug Arrests	324		
Other Violations	7987		

2012 Drunk Driving. Over the Limit. Under Arrest			
Participating Agencies		Media Results	
City/Town	172		
County Sheriffs	33	Earned Media	
Highway Patrol Troops	22	Press Conferences Held	5
Other Police	15	Television News Stories	43
Total	242	Radio News Stories	33
		Print News Stories	153
Activity		Paid Media	
Checkpoints Held	212		
Hours of Enforcement	4	TV Ads	\$68,326
Seat Belt Violations	4188	Radio Ads	\$58,888
Child Seat Violations	366	Billboards	\$68,100
DUI Arrests	1081	Other Ads	\$11,785
Felony Arrests	469	Total	\$207,099
Stolen Vehicles Recovered	52		
Fugitives Apprehended	510		
Suspended DL Violations	1642		
No Insurance Violations	3668		
Speeding Violations	12169		
Reckless Driving Violations	180		
Drug Arrests	622		
Other Violations	17062		

Sustained Enforcement of Impaired Driving, OP, and Speed Statutes

In addition to support for the two national mobilizations, during 2012, the Oklahoma Highway Safety Office supported programs to ensure sustained efforts with regard to enforcement of impaired driving, occupant protection and speed statutes. Grant agreements with 69 law enforcement agencies resulted in a significant number of enforcement hours and resulting activities.

Statewide impaired driving enforcement was the responsibility of the Oklahoma Highway Patrol. That agency, using OHSO overtime funding, devoted 11,222 hours to overtime impaired driving enforcement! Those hours resulted in 874 DUI arrests, 7,189 speeding contacts, 1,117 occupant protection contacts and an additional 12,927 other traffic related contacts.

The Oklahoma City Police Department devoted 5,831.8 hours to overtime enforcement resulting in 585 impaired driving arrests, 756 speed related contacts, 5,059 seat belt/CR contacts and 3,133 other traffic related contacts.

The Oklahoma County Sheriff's Office conducted 3,907.65 hours of OHSO funded impaired driving and general traffic safety overtime enforcement. These hours resulted in 5,851 traffic contacts, including 208 DUI arrests.

In northeastern Oklahoma, the Tulsa Police Department, using OHSO overtime funds, worked 2,718.35 hours of overtime enforcement, resulting in 4,134 enforcement actions, including 1,883 speed related contacts, 334 seat belt/ CR contacts, 103 DUI arrests, and 1,814 other traffic related contacts.

While these four agencies represented the largest OHSO contract agencies, an additional 65 contract agencies conducted sustained enforcement of impaired driving, speeding and occupant protection laws. This is in addition to the number of agencies reported as participating in both national mobilizations.

Annual Safety Belt Survey

The Oklahoma Highway Safety Office continues to monitor the results of our statewide efforts to increase the percentage of people using seat belts and child restraints. This year's study was conducted by the University of Central Oklahoma, using the revised methodology for conducting the seatbelt surveys. Oklahoma was one of the first states in the nation to adopt the new NHTSA methodology. Oklahoma's use rate was 83.8% using the new methodology.

Develop Statewide Data Systems

The Oklahoma Highway Safety Office continues its efforts to further develop statewide data systems to provide timely and effective data analysis for allocation of highway safety resources. We are seeing significant results for FY 2012. The Oklahoma Traffic Records Council continues to address their previously established long term goals, based on the Traffic Records Assessment conducted in November 2009. See Traffic Records Benchmarks and 408 Section for specific program information.

Special Grant Funding Areas 403/406/408/ 410/ 2010

(See FY 2012 Final Reimbursement Voucher for details of expenditures)

Section 403 Combined Enforcement Grant

Oklahoma continued to participate in the “More Cops, More Stops” combined enforcement pilot project. This initiative revolved around 3 mobilizations throughout the year; two in conjunction with existing campaigns and a third “stand alone” mobilization. Preusser Research Group and NHTSA provided evaluation of the project. A total of 69 agencies participated with 38 agencies receiving funding from the project. Funded agencies included:

Bethany PD	Lincoln County	Sapulpa PD
Bixby PD	SO Logan County SO	Shawnee PD
Blanchard PD	Miami PD	Stroud PD
Broken Arrow PD	Midwest City PD	Tahlequah PD
Canadian County SO	Moore PD	Tecumseh PD
Catoosa PD	Newcastle PD	Tulsa County SO
Choctaw PD	Norman PD	Tulsa PD
Cleveland County SO	Oklahoma City PD	Vinita PD
Collinsville PD	Oklahoma County SO	Wagoner County SO
Coweta PD	Owasso PD	Warr Acres PD
Creek County SO	Purcell PD	Washington County SO
Edmond PD	Rogers County SO	Yukon PD
Henryetta PD	Sand Springs PD	

Section 408 State Traffic Safety Information System Improvement Grant

OHSO qualified for Section 408 funding and used it to support a number of data collection improvement programs working with the Oklahoma Department of Public Safety, the University of Oklahoma and the OK Department of Public Health. These programs were designed to support our Traffic Records Benchmarks of improving the accuracy and timeliness of crash data entry, citation entry and the field entry of crash information. Programs which were funded, either all or in part, with Section 408 funding were:

408 FUNDS

- Dept of Health - EMS Project
- Dept of Health - State Data Linkage Project
- DPS TracS Training/Equipment
- DPS TraCS/Traffic Records Support (GALT)
- OU Crash Reporting

Section 410 Alcohol Impaired Driving Countermeasure Grant

OHSO qualified for Section 410 funding and used it to support a variety of impaired driving countermeasures. Major law enforcement programs included, the Oklahoma County Sheriff's Office, the Oklahoma City Police Department, the Tulsa County Sheriff's Office, the Tulsa Police Department, the Tulsa County Sheriff's Office, the Norman Police Department and the Oklahoma Highway Patrol. Those funds also provided support for programs and activities of the State Judicial Educator, DUI Court programs, Paid Media and OHSO Program Area Management costs. Programs which were funded, either all or in part, with Section 410 funds were:

410 FUNDS

Blanchard PD
Brothers & Co.
Canadian Co SO
Cleveland Co SO
Drumright PD
Learfield - OU
Newcastle PD
OHP
OKC Thunder
Oklahoma City PD
Oklahoma County S O
Oklahoma University - SJE
OSBI
PI&E - IN-House Programs
Redhawks
Weatherford PD

Section 2010 Motorcycle Safety Grant

OHSO qualified for Section 2010 funding. Those funds were used to support the strategies of the State Motorcycle Safety Advisory Committee and to directly support the Edmond Police Department in their statewide motorcycle safety and educational program.

2010 FUNDS

Brothers & Co
Edmond PD
Jordan Advertising

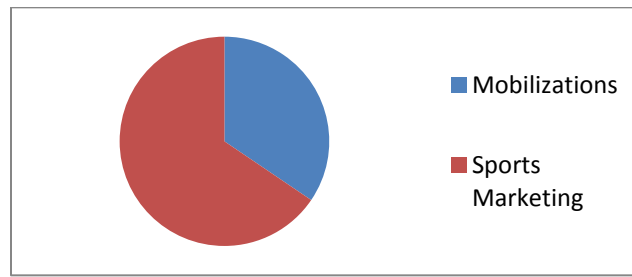
Legislative Initiatives

During the most recent session of the Oklahoma Legislature, 2nd of the 53rd, the Legislature debated distracted driving measures, but did not pass any such legislation. In the upcoming legislative session, OHSO will work closely with the Department of Public Safety’s legislative staff to support traffic safety legislation in the areas of distracted driving, and occupant protection. Additionally, OHSO will provide information about and support of legislation proposed as a result of the recent Impaired Driving Program Assessment.

FY12 Media Campaign Overview

The Oklahoma Highway Safety Office media/sports marketing plan is designed to complement nationwide NHTSA campaigns (“Drive Sober or Get Pulled Over” and “Click It or Ticket”) and to distribute traffic safety messaging as effectively as possible to appropriate target audiences in sports marketing venues across the state.

The focus of our messaging in FY12 was impaired driving, reinforcing the efforts of our many alcohol-related enforcement projects. Additional media/marketing campaigns included occupant protection (adult, child, “Buckle Up In Your Truck”) and motorcycle safety messages, with aspects of both enforcement awareness and social norming/behavioral change.



Highway Safety Campaigns

Total mobilization spending: \$281,167

Drive Sober or Get Pulled Over (DSOGPO)

Labor Day: Aug. 17 through Sept. 3, 2012

Total media expenditures: \$207,099

- TV: \$68,326
- Radio: \$58,888
- Print: \$4,485
- Out of Home: \$68,100
- Digital: \$7,300
- Total campaign impressions: 1,405,916

Click It or Ticket (CIOT)

Memorial Day: May 21 through June 3, 2012

Total media expenditures: \$74,068

- TV: \$27,081
 - Radio: \$30,487
 - Out of Home: \$16,500
- Total campaign ads (impressions unavailable): 1,516

Sports Marketing

Total sports marketing spending: \$534,540

University of Oklahoma:

- \$188,100
- AL messaging
- 53,520,313 impressions

Oklahoma State University

- \$118,000
- AL messaging
- 25,519,31 impressions (est.)

University of Tulsa

- \$16,500
- AL messaging
- 6,322,404 impressions

Oklahoma City Thunder

- \$125,000
- AL messaging
- Concourse signage impressions: 897,541
- Lower level concourse wedgies: 5,800 exposures
- PA read/fan conduct video: 928,353 potential impressions per promo
- Radio spot delivered 153 times
- Designated Driver program: 8,000 participants

Oklahoma City RedHawks

- \$59,000
- OP, AL and MC messaging

- Attendance: 399,965

Prodigal/OKC Barons

- \$25,940
- AL messaging
- Attendance: 155,801 (2011-12 season, plus playoffs)
- 10,910 unique Internet hits

Oklahoma State High School Rodeo Association

- \$2,000.00
- BUIYT campaign
- Attendance: App. 1,000 at each of 20 rodeos, plus 1,700 attendees at each of 3 days of finals
- Ad ran in monthly magazine for a year and was published on OSHSRA website for a year

APPENDIX

U. S. Department of Transportation National Highway Traffic Safety Administration

State of Oklahoma

Federal Reimbursement Voucher

Report Date: 12/19/2012

2012 - FINAL
09/30/2012
For Approval

Claim Period: 09/30/2012 -

Program Area	Project	Description	HCS Federal Funds Obligated	Share to Local Benefit	State/Federal Cost to Date	Federal Funds Expended	Fed Previous Amount Claimed	Fed Funds Claimed this Period
NHTSA								
NHTSA 402								
Planning and Administration								
	PA-2012-07-01-00	Planning & Administration	\$192,178.15	\$0.00	\$486,806.10	\$192,178.15	\$192,178.15	\$0.00
Planning and Administration Total			\$192,178.15	\$0.00	\$486,806.10	\$192,178.15	\$192,178.15	\$0.00
Alcohol								
	AL-2012-02-01-16	Comm Serv Council - CRASHs Court	\$74,863.89	\$70,050.07	\$74,863.89	\$74,863.89	\$74,863.89	\$0.00
	AL-2012-02-02-09	District Atty's Council	\$97,561.28	\$97,561.28	\$97,561.28	\$97,561.28	\$97,561.28	\$0.00
	AL-2012-02-03-12	Norman PD - DRE	\$24,845.06	\$24,845.06	\$24,845.06	\$24,845.06	\$24,845.06	\$0.00
	AL-2012-02-04-11	OK Assn of Chief of Police	\$48,692.37	\$30,194.83	\$48,692.37	\$48,692.37	\$48,692.37	\$0.00
	AL-2012-03-01-02	Cleveland County SO	\$19,989.00	\$19,989.00	\$19,989.00	\$19,989.00	\$19,989.00	\$0.00
	AL-2012-03-02-09	Sand Springs PD	\$32,435.92	\$32,435.92	\$32,435.92	\$32,435.92	\$32,435.92	\$0.00
	AL-2012-03-03-05	Tulsa County SO	\$80,595.04	\$80,595.04	\$80,595.04	\$80,595.04	\$80,595.04	\$0.00
	AL-2012-03-04-05	Oklahoma County SO	\$61,369.41	\$61,369.41	\$61,369.41	\$61,369.41	\$61,369.41	\$0.00
	AL-2012-04-01-00	AL PI&E	\$10,945.90	\$0.00	\$10,945.90	\$10,945.90	\$10,945.90	\$0.00
	AL-2012-07-01-00	Program Area Management	\$249,247.44	\$0.00	\$249,247.44	\$249,247.44	\$249,247.44	\$0.00
Alcohol Total			\$700,545.31	\$417,040.61	\$700,545.31	\$700,545.31	\$700,545.31	\$0.00

U. S. Department of Transportation National Highway Traffic Safety Administration

State of Oklahoma

Federal Reimbursement Voucher

Report Date: 12/19/2012

2012 - FINAL
09/30/2012
For Approval

Claim Period: 09/30/2012 -

Program Area	Project	Description	HCS Federal Funds Obligated	Share to Local Benefit	State/Federal Cost to Date	Federal Funds Expended	Fed Previous Amount Claimed	Fed Funds Claimed this Period
Motorcycle Safety								
	MC-2012-03-01-12	Broken Arrow PD	\$5,000.00	\$5,000.00	\$5,000.00	\$5,000.00	\$5,000.00	\$0.00
	MC-2012-07-01-00	State Match	\$0.00	\$0.00	\$179,903.49	\$0.00	\$0.00	\$0.00
Motorcycle Safety Total			\$5,000.00	\$5,000.00	\$184,903.49	\$5,000.00	\$5,000.00	\$0.00
Occupant Protection								
	OP-2012-02-01-14	SafeKids Oklahoma	\$171,978.60	\$29,015.65	\$171,978.60	\$171,978.60	\$171,978.60	\$0.00
	OP-2012-02-02-12	SafeKids Tulsa Area	\$36,366.51	\$0.00	\$36,366.51	\$36,366.51	\$36,366.51	\$0.00
	OP-2012-03-01-09	Bethany PD	\$17,750.40	\$17,750.40	\$17,750.40	\$17,750.40	\$17,750.40	\$0.00
	OP-2012-03-03-07	Moore PD	\$36,805.83	\$36,805.83	\$36,805.83	\$36,805.83	\$36,805.83	\$0.00
	OP-2012-03-04-04	Norman PD	\$35,576.62	\$35,576.62	\$35,576.62	\$35,576.62	\$35,576.62	\$0.00
	OP-2012-03-05-08	Oklahoma City PD	\$89,758.14	\$89,758.14	\$89,758.14	\$89,758.14	\$89,758.14	\$0.00
	OP-2012-03-06-05	Oklahoma County SO	\$46,500.00	\$46,500.00	\$46,500.00	\$46,500.00	\$46,500.00	\$0.00
	OP-2012-03-08-02	Warr Acres PD	\$10,510.11	\$10,510.11	\$10,510.11	\$10,510.11	\$10,510.11	\$0.00
	OP-2012-03-09-04	Yukon PD	\$9,435.08	\$9,435.08	\$9,435.08	\$9,435.08	\$9,435.08	\$0.00
	OP-2012-05-01-00	Seat Belt/Child Restraint Surveys	\$98,334.61	\$0.00	\$98,334.61	\$98,334.61	\$98,334.61	\$0.00
	OP-2012-07-01-00	Program Area Management	\$180,238.22	\$0.00	\$180,238.22	\$180,238.22	\$180,238.22	\$0.00

U. S. Department of Transportation National Highway Traffic Safety Administration

State of Oklahoma

Federal Reimbursement Voucher

Report Date: 12/19/2012

2012 - FINAL
09/30/2012
For Approval

Claim Period: 09/30/2012 -

Program Area	Project	Description	HCS Federal Funds Obligated	Share to Local Benefit	State/Federal Cost to Date	Federal Funds Expended	Fed Previous Amount Claimed	Fed Funds Claimed this Period
	OP-2012-07-02-00	State Match	\$0.00	\$0.00	\$64,523.73	\$0.00	\$0.00	\$0.00
Occupant Protection Total			\$733,254.12	\$275,351.83	\$797,777.85	\$733,254.12	\$733,254.12	\$0.00
Pedestrian/Bicycle Safety								
	PS-2012-05-01-14	SafeKids Oklahoma	\$5,688.00	\$0.00	\$5,688.00	\$5,688.00	\$5,688.00	\$0.00
Pedestrian/Bicycle Safety Total			\$5,688.00	\$0.00	\$5,688.00	\$5,688.00	\$5,688.00	\$0.00
Police Traffic Services								
	PT-2012-02-01-03	OK Safety Council	\$15,270.88	\$0.00	\$15,270.88	\$15,270.88	\$15,270.88	\$0.00
	PT-2012-03-01-04	Ada PD	\$14,926.39	\$14,926.39	\$14,926.39	\$14,926.39	\$14,926.39	\$0.00
	PT-2012-03-02-04	Atoka PD	\$1,604.95	\$1,604.95	\$1,604.95	\$1,604.95	\$1,604.95	\$0.00
	PT-2012-03-03-11	Bixby PD	\$19,574.90	\$19,574.90	\$19,574.90	\$19,574.90	\$19,574.90	\$0.00
	PT-2012-03-04-12	Broken Arrow PD	\$41,500.00	\$41,500.00	\$41,500.00	\$41,500.00	\$41,500.00	\$0.00
	PT-2012-03-05-04	Calera PD	\$17,516.83	\$17,516.83	\$17,516.83	\$17,516.83	\$17,516.83	\$0.00
	PT-2012-03-06-02	Canadian County SO	\$11,966.16	\$11,966.16	\$11,966.16	\$11,966.16	\$11,966.16	\$0.00
	PT-2012-03-07-01	Catoosa PD	\$15,000.00	\$15,000.00	\$15,000.00	\$15,000.00	\$15,000.00	\$0.00
	PT-2012-03-08-05	Collinsville PD	\$18,095.05	\$18,095.05	\$18,095.05	\$18,095.05	\$18,095.05	\$0.00
	PT-2012-03-09-03	Coweta PD	\$1,734.38	\$1,734.38	\$1,734.38	\$1,734.38	\$1,734.38	\$0.00
	PT-2012-03-10-	Delaware County SO	\$6,148.89	\$6,148.89	\$6,148.89	\$6,148.89	\$6,148.89	\$0.00

U. S. Department of Transportation National Highway Traffic Safety Administration

State of Oklahoma

Federal Reimbursement Voucher

Report Date: 12/19/2012

2012 - FINAL
09/30/2012
For Approval

Claim Period: 09/30/2012 -

Program Area	Project	Description	HCS Federal Funds Obligated	Share to Local Benefit	State/Federal Cost to Date	Federal Funds Expended	Fed Previous Amount Claimed	Fed Funds Claimed this Period
	03							
	PT-2012-03-11-03	Drumright PD	\$13,576.98	\$13,576.98	\$13,576.98	\$13,576.98	\$13,576.98	\$0.00
	PT-2012-03-12-09	Durant PD	\$14,205.19	\$14,205.19	\$14,205.19	\$14,205.19	\$14,205.19	\$0.00
	PT-2012-03-13-08	Enid PD	\$1,665.55	\$1,665.55	\$1,665.55	\$1,665.55	\$1,665.55	\$0.00
	PT-2012-03-14-01	Glenpool PD	\$11,528.06	\$11,528.06	\$11,528.06	\$11,528.06	\$11,528.06	\$0.00
	PT-2012-03-15-03	Grove PD	\$23,543.49	\$23,543.49	\$23,543.49	\$23,543.49	\$23,543.49	\$0.00
	PT-2012-03-16-02	Kiowa County SO	\$14,808.42	\$14,808.42	\$14,808.42	\$14,808.42	\$14,808.42	\$0.00
	PT-2012-03-17-09	Lawton PD	\$25,000.00	\$25,000.00	\$25,000.00	\$25,000.00	\$25,000.00	\$0.00
	PT-2012-03-18-01	Lincoln County SO	\$20,000.00	\$20,000.00	\$20,000.00	\$20,000.00	\$20,000.00	\$0.00
	PT-2012-03-19-04	Madill PD	\$12,285.89	\$12,285.89	\$12,285.89	\$12,285.89	\$12,285.89	\$0.00
	PT-2012-03-20-05	OHP - LELs	\$326,684.98	\$0.00	\$326,684.98	\$326,684.98	\$326,684.98	\$0.00
	PT-2012-03-21-03	Osage County SO	\$5,124.14	\$5,124.14	\$5,124.14	\$5,124.14	\$5,124.14	\$0.00
	PT-2012-03-22-01	Payne County SO	\$5,000.00	\$5,000.00	\$5,000.00	\$5,000.00	\$5,000.00	\$0.00
	PT-2012-03-23-04	Piedmont PD	\$14,400.00	\$14,400.00	\$14,400.00	\$14,400.00	\$14,400.00	\$0.00
	PT-2012-03-24-05	Ponca City PD	\$26,467.24	\$26,467.24	\$26,467.24	\$26,467.24	\$26,467.24	\$0.00

U. S. Department of Transportation National Highway Traffic Safety Administration

State of Oklahoma

Federal Reimbursement Voucher

Report Date: 12/19/2012

2012 - FINAL
09/30/2012
For Approval

Claim Period: 09/30/2012 -

Program Area	Project	Description	HCS Federal Funds Obligated	Share to Local Benefit	State/Federal Cost to Date	Federal Funds Expended	Fed Previous Amount Claimed	Fed Funds Claimed this Period
	PT-2012-03-25-02	Pottawatomie County SO	\$15,478.41	\$15,478.41	\$15,478.41	\$15,478.41	\$15,478.41	\$0.00
	PT-2012-03-26-11	Sapulpa PD	\$46,844.00	\$46,844.00	\$46,844.00	\$46,844.00	\$46,844.00	\$0.00
	PT-2012-03-27-06	Shawnee PD	\$13,989.36	\$13,989.36	\$13,989.36	\$13,989.36	\$13,989.36	\$0.00
	PT-2012-03-28-03	Skiatook PD	\$12,417.73	\$12,417.73	\$12,417.73	\$12,417.73	\$12,417.73	\$0.00
	PT-2012-03-29-05	Tulsa PD	\$46,800.00	\$46,800.00	\$46,800.00	\$46,800.00	\$46,800.00	\$0.00
	PT-2012-03-30-03	Washington County SO	\$10,681.65	\$10,681.65	\$10,681.65	\$10,681.65	\$10,681.65	\$0.00
	PT-2012-03-31-02	Weatherford PD	\$5,337.51	\$5,337.51	\$5,337.51	\$5,337.51	\$5,337.51	\$0.00
	PT-2012-03-32-02	Wewoka PD	\$9,599.61	\$9,599.61	\$9,599.61	\$9,599.61	\$9,599.61	\$0.00
	PT-2012-03-33-09	Midwest City PD	\$29,250.00	\$29,250.00	\$29,250.00	\$29,250.00	\$29,250.00	\$0.00
	PT-2012-03-98-02	LE Equipment Grants	\$51,851.93	\$51,851.93	\$51,851.93	\$51,851.93	\$51,851.93	\$0.00
	PT-2012-03-99-00	Mobilization Incentives	\$38,065.70	\$38,065.70	\$38,065.70	\$38,065.70	\$38,065.70	\$0.00
	PT-2012-04-01-00	PT PI&E	\$10,453.79	\$0.00	\$10,453.79	\$10,453.79	\$10,453.79	\$0.00
	PT-2012-05-01-08	OU Conference Planners	\$57,313.15	\$25,936.44	\$57,313.15	\$57,313.15	\$57,313.15	\$0.00
	PT-2012-05-02-00	DPS - OHP	\$38,873.04	\$0.00	\$38,873.04	\$38,873.04	\$38,873.04	\$0.00
	PT-2012-07-01-00	Program Area Management	\$194,691.60	\$0.00	\$194,691.60	\$194,691.60	\$194,691.60	\$0.00

U. S. Department of Transportation National Highway Traffic Safety Administration

State of Oklahoma

Federal Reimbursement Voucher

Report Date: 12/19/2012

2012 - FINAL
09/30/2012
For Approval

Claim Period: 09/30/2012 -

Program Area	Project	Description	HCS Federal Funds Obligated	Share to Local Benefit	State/Federal Cost to Date	Federal Funds Expended	Fed Previous Amount Claimed	Fed Funds Claimed this Period
	PT-2012-07-02-00	State Match	\$0.00	\$0.00	\$324,747.63	\$0.00	\$0.00	\$0.00
Police Traffic Services Total			\$1,259,275.85	\$641,924.85	\$1,584,023.48	\$1,259,275.85	\$1,259,275.85	\$0.00
Traffic Records								
	TR-2012-05-01-00	Iowa DOT	\$33,750.00	\$0.00	\$33,750.00	\$33,750.00	\$33,750.00	\$0.00
	TR-2012-05-02-00	UCO - Data Analysis Project	\$16,396.26	\$0.00	\$16,396.26	\$16,396.26	\$16,396.26	\$0.00
	TR-2012-07-01-00	Program Area Management	\$152,864.77	\$0.00	\$152,864.77	\$152,864.77	\$152,864.77	\$0.00
Traffic Records Total			\$203,011.03	\$0.00	\$203,011.03	\$203,011.03	\$203,011.03	\$0.00
Railroad/Highway Crossings								
	RH-2012-02-01-08	OK Operation Lifesaver	\$26,595.06	\$0.00	\$26,595.06	\$26,595.06	\$26,595.06	\$0.00
Railroad/Highway Crossings Total			\$26,595.06	\$0.00	\$26,595.06	\$26,595.06	\$26,595.06	\$0.00
Speed Enforcement								
	SE-2012-03-01-02	Blanchard PD	\$8,266.26	\$8,266.26	\$8,266.26	\$8,266.26	\$8,266.26	\$0.00
	SE-2012-03-02-14	Edmond PD	\$29,937.06	\$29,937.06	\$29,937.06	\$29,937.06	\$29,937.06	\$0.00
	SE-2012-03-03-04	Hugo PD	\$7,557.28	\$7,557.28	\$7,557.28	\$7,557.28	\$7,557.28	\$0.00
	SE-2012-03-04-04	McAlester PD	\$30,000.00	\$30,000.00	\$30,000.00	\$30,000.00	\$30,000.00	\$0.00
	SE-2012-03-05-02	Newcastle PD	\$9,000.00	\$9,000.00	\$9,000.00	\$9,000.00	\$9,000.00	\$0.00
	SE-2012-03-06-	Owasso PD	\$62,847.42	\$62,847.42	\$62,847.42	\$62,847.42	\$62,847.42	\$0.00

U. S. Department of Transportation National Highway Traffic Safety Administration

State of Oklahoma

Federal Reimbursement Voucher

Report Date: 12/19/2012

2012 - FINAL
09/30/2012
For Approval

Claim Period: 09/30/2012 -

Program Area	Project	Description	HCS Federal Funds Obligated	Share to Local Benefit	State/Federal Cost to Date	Federal Funds Expended	Fed Previous Amount Claimed	Fed Funds Claimed this Period
	07							
	SE-2012-03-07-03	Wagoner County SO	\$23,093.61	\$23,093.61	\$23,093.61	\$23,093.61	\$23,093.61	\$0.00
	SE-2012-03-08-08	Purcell PD	\$8,809.98	\$8,809.98	\$8,809.98	\$8,809.98	\$8,809.98	\$0.00
Speed Enforcement Total Paid			\$179,511.61	\$179,511.61	\$179,511.61	\$179,511.61	\$179,511.61	\$0.00
Advertising								
	PM-2012-02-01-06	Media - Brothers & Co.	\$1,362.50	\$0.00	\$1,362.50	\$1,362.50	\$1,362.50	\$0.00
	PM-2012-02-02-01	Media - Jordan Advertising	\$95,419.40	\$0.00	\$95,419.40	\$95,419.40	\$95,419.40	\$0.00
Paid Advertising Total			\$96,781.90	\$0.00	\$96,781.90	\$96,781.90	\$96,781.90	\$0.00
NHTSA 402 Total			\$3,401,841.03	\$1,518,828.90	\$4,265,643.83	\$3,401,841.03	\$3,401,841.03	\$0.00
NHTSA 406								
	K4-2012-02-01-00	Sports Marketing	\$15,000.00	\$0.00	\$15,000.00	\$15,000.00	\$15,000.00	\$0.00
	K4-2012-03-01-05	OHP -LELs	\$94,005.10	\$0.00	\$94,005.10	\$94,005.10	\$94,005.10	\$0.00
	K4-2012-05-03-00	Web Page	\$267.92	\$0.00	\$267.92	\$267.92	\$267.92	\$0.00
	K4-2012-07-01-00	Program Area Management	\$938.34	\$0.00	\$938.34	\$938.34	\$938.34	\$0.00
406 Safety Belts Incentive Total			\$110,211.36	\$0.00	\$110,211.36	\$110,211.36	\$110,211.36	\$0.00
406 Motorcycle Safety								
	K4MC-2012-05-01-02	Motorcycle Safety Prog.	\$4,700.85	\$0.00	\$4,700.85	\$4,700.85	\$4,700.85	\$0.00

U. S. Department of Transportation National Highway Traffic Safety Administration

State of Oklahoma

Federal Reimbursement Voucher

Report Date: 12/19/2012

2012 - FINAL
09/30/2012
For Approval

Claim Period: 09/30/2012 -

Program Area	Project	Description	HCS Federal Funds Obligated	Share to Local Benefit	State/Federal Cost to Date	Federal Funds Expended	Fed Previous Amount Claimed	Fed Funds Claimed this Period
406 Motorcycle Safety Total			\$4,700.85	\$0.00	\$4,700.85	\$4,700.85	\$4,700.85	\$0.00
406 Pedestrian/Bicycle Safety								
	K4PS-2012-05-04-01	OK SafeKids	\$1,422.00	\$0.00	\$1,422.00	\$1,422.00	\$1,422.00	\$0.00
406 Pedestrian/Bicycle Safety Total			\$1,422.00	\$0.00	\$1,422.00	\$1,422.00	\$1,422.00	\$0.00
NHTSA 406 Total			\$116,334.21	\$0.00	\$116,334.21	\$116,334.21	\$116,334.21	\$0.00
408 Data Program SAFETEA-LU								
	K9-2012-05-01-05	DPS TraCS/Traffic Reports Support	\$99,511.91	\$0.00	\$99,511.91	\$99,511.91	\$99,511.91	\$0.00
	K9-2012-05-02-00	DPS TraCS Training/Equipment	\$6,210.34	\$0.00	\$6,210.34	\$6,210.34	\$6,210.34	\$0.00
	K9-2012-06-01-05	Dept of Health - Traffic Data Linkage Pr	\$62,491.91	\$0.00	\$62,491.91	\$62,491.91	\$62,491.91	\$0.00
	K9-2012-06-02-06	OU Software Development	\$144,856.88	\$0.00	\$144,856.88	\$144,856.88	\$144,856.88	\$0.00
	K9-2012-06-03-09	OU - Crash Reporting	\$54,660.00	\$0.00	\$54,660.00	\$54,660.00	\$54,660.00	\$0.00
	K9-2012-07-02-00	State Match	\$0.00	\$0.00	\$91,932.76	\$0.00	\$0.00	\$0.00
408 Data Program Incentive Total			\$367,731.04	\$0.00	\$459,663.80	\$367,731.04	\$367,731.04	\$0.00
408 Data Program SAFETEA-LU Total			\$367,731.04	\$0.00	\$459,663.80	\$367,731.04	\$367,731.04	\$0.00
410 Alcohol SAFETEA-LU								
	K8-2012-02-02-04	OSU PD	\$34,053.70	\$0.00	\$34,053.70	\$34,053.70	\$34,053.70	\$0.00
	K8-2012-02-03-03	OU SJE	\$25,792.09	\$0.00	\$25,792.09	\$25,792.09	\$25,792.09	\$0.00

U. S. Department of Transportation National Highway Traffic Safety Administration

State of Oklahoma

Federal Reimbursement Voucher

Report Date: 12/19/2012

2012 - FINAL
09/30/2012
For Approval

Claim Period: 09/30/2012 -

Program Area	Project	Description	HCS Federal Funds Obligated	Share to Local Benefit	State/Federal Cost to Date	Federal Funds Expended	Fed Previous Amount Claimed	Fed Funds Claimed this Period
	K8-2012-02-04-01	East Central Univ - SJE	\$25,532.86	\$0.00	\$25,532.86	\$25,532.86	\$25,532.86	\$0.00
	K8-2012-03-02-09	Bethany PD	\$9,937.31	\$0.00	\$9,937.31	\$9,937.31	\$9,937.31	\$0.00
	K8-2012-03-03-11	Bixby PD	\$19,465.18	\$0.00	\$19,465.18	\$19,465.18	\$19,465.18	\$0.00
	K8-2012-03-04-02	Blackwell PD	\$8,540.99	\$0.00	\$8,540.99	\$8,540.99	\$8,540.99	\$0.00
	K8-2012-03-05-12	Broken Arrow PD	\$11,354.56	\$0.00	\$11,354.56	\$11,354.56	\$11,354.56	\$0.00
	K8-2012-03-06-04	Calera PD	\$5,476.78	\$0.00	\$5,476.78	\$5,476.78	\$5,476.78	\$0.00
	K8-2012-03-07-02	Canadian County SO	\$1,429.43	\$0.00	\$1,429.43	\$1,429.43	\$1,429.43	\$0.00
	K8-2012-03-08-02	Cleveland County SO	\$15,320.07	\$0.00	\$15,320.07	\$15,320.07	\$15,320.07	\$0.00
	K8-2012-03-10-03	Coweta PD	\$8,680.03	\$0.00	\$8,680.03	\$8,680.03	\$8,680.03	\$0.00
	K8-2012-03-11-01	Creek County SO	\$17,569.50	\$0.00	\$17,569.50	\$17,569.50	\$17,569.50	\$0.00
	K8-2012-03-12-03	Delaware County SO	\$3,444.75	\$0.00	\$3,444.75	\$3,444.75	\$3,444.75	\$0.00
	K8-2012-03-13-09	Durant PD	\$13,595.06	\$0.00	\$13,595.06	\$13,595.06	\$13,595.06	\$0.00
	K8-2012-03-14-14	Edmond PD	\$25,905.69	\$0.00	\$25,905.69	\$25,905.69	\$25,905.69	\$0.00
	K8-2012-03-15-08	Enid PD	\$77,334.45	\$0.00	\$77,334.45	\$77,334.45	\$77,334.45	\$0.00
	K8-2012-03-16-04	Eufaula PD	\$11,984.69	\$0.00	\$11,984.69	\$11,984.69	\$11,984.69	\$0.00

U. S. Department of Transportation National Highway Traffic Safety Administration

State of Oklahoma

Federal Reimbursement Voucher

Report Date: 12/19/2012

2012 - FINAL
09/30/2012
For Approval

Claim Period: 09/30/2012 -

Program Area	Project	Description	HCS Federal Funds Obligated	Share to Local Benefit	State/Federal Cost to Date	Federal Funds Expended	Fed Previous Amount Claimed	Fed Funds Claimed this Period
	K8-2012-03-17-03	Grove PD	\$10,750.76	\$0.00	\$10,750.76	\$10,750.76	\$10,750.76	\$0.00
	K8-2012-03-18-09	Guthrie PD	\$6,402.11	\$0.00	\$6,402.11	\$6,402.11	\$6,402.11	\$0.00
	K8-2012-03-19-04	Henryetta PD	\$15,000.00	\$0.00	\$15,000.00	\$15,000.00	\$15,000.00	\$0.00
	K8-2012-03-20-04	Idabel PD	\$6,015.63	\$0.00	\$6,015.63	\$6,015.63	\$6,015.63	\$0.00
	K8-2012-03-21-04	Kay County SO	\$14,853.28	\$0.00	\$14,853.28	\$14,853.28	\$14,853.28	\$0.00
	K8-2012-03-22-09	Lawton PD	\$16,886.33	\$0.00	\$16,886.33	\$16,886.33	\$16,886.33	\$0.00
	K8-2012-03-23-03	Logan County SO	\$14,068.33	\$0.00	\$14,068.33	\$14,068.33	\$14,068.33	\$0.00
	K8-2012-03-24-04	Madill PD	\$11,767.91	\$0.00	\$11,767.91	\$11,767.91	\$11,767.91	\$0.00
	K8-2012-03-25-01	Miami PD	\$191.05	\$0.00	\$191.05	\$191.05	\$191.05	\$0.00
	K8-2012-03-26-09	Midwest City PD	\$16,609.00	\$0.00	\$16,609.00	\$16,609.00	\$16,609.00	\$0.00
	K8-2012-03-27-07	Moore PD	\$1,032.26	\$0.00	\$1,032.26	\$1,032.26	\$1,032.26	\$0.00
	K8-2012-03-28-04	Norman PD	\$45,000.00	\$0.00	\$45,000.00	\$45,000.00	\$45,000.00	\$0.00
	K8-2012-03-29-08	Oklahoma City PD	\$100,000.00	\$0.00	\$100,000.00	\$100,000.00	\$100,000.00	\$0.00
	K8-2012-03-30-05	Oklahoma County SO	\$73,542.60	\$0.00	\$73,542.60	\$73,542.60	\$73,542.60	\$0.00
	K8-2012-03-31-05	OHP - LELs	\$35,541.67	\$0.00	\$35,541.67	\$35,541.67	\$35,541.67	\$0.00

U. S. Department of Transportation National Highway Traffic Safety Administration

State of Oklahoma

Federal Reimbursement Voucher

Report Date: 12/19/2012

2012 - FINAL
09/30/2012
For Approval

Claim Period: 09/30/2012 -

Program Area	Project	Description	HCS Federal Funds Obligated	Share to Local Benefit	State/Federal Cost to Date	Federal Funds Expended	Fed Previous Amount Claimed	Fed Funds Claimed this Period
	K8-2012-03-32-06	OHP	\$588,267.14	\$0.00	\$588,267.14	\$588,267.14	\$588,267.14	\$0.00
	K8-2012-03-33-03	Osage County SO	\$8,999.54	\$0.00	\$8,999.54	\$8,999.54	\$8,999.54	\$0.00
	K8-2012-03-34-01	Payne County SO	\$16,582.72	\$0.00	\$16,582.72	\$16,582.72	\$16,582.72	\$0.00
	K8-2012-03-35-05	Ponca City PD	\$2,115.71	\$0.00	\$2,115.71	\$2,115.71	\$2,115.71	\$0.00
	K8-2012-03-36-02	Rogers County SO	\$30,000.00	\$0.00	\$30,000.00	\$30,000.00	\$30,000.00	\$0.00
	K8-2012-03-37-04	Sallisaw PD	\$4,089.85	\$0.00	\$4,089.85	\$4,089.85	\$4,089.85	\$0.00
	K8-2012-03-38-02	Seminole County SO	\$13,328.40	\$0.00	\$13,328.40	\$13,328.40	\$13,328.40	\$0.00
	K8-2012-03-39-01	Seminole PD	\$5,841.16	\$0.00	\$5,841.16	\$5,841.16	\$5,841.16	\$0.00
	K8-2012-03-40-06	Shawnee PD	\$12,000.00	\$0.00	\$12,000.00	\$12,000.00	\$12,000.00	\$0.00
	K8-2012-03-41-03	Skiatook PD	\$11,500.62	\$0.00	\$11,500.62	\$11,500.62	\$11,500.62	\$0.00
	K8-2012-03-42-01	Stroud PD	\$5,638.71	\$0.00	\$5,638.71	\$5,638.71	\$5,638.71	\$0.00
	K8-2012-03-43-10	Tahlequah PD	\$17,355.05	\$0.00	\$17,355.05	\$17,355.05	\$17,355.05	\$0.00
	K8-2012-03-44-02	Tecumseh PD	\$9,786.29	\$0.00	\$9,786.29	\$9,786.29	\$9,786.29	\$0.00
	K8-2012-03-45-05	Tulsa PD	\$54,707.01	\$0.00	\$54,707.01	\$54,707.01	\$54,707.01	\$0.00
	K8-2012-03-46-01	Vinita PD	\$3,101.03	\$0.00	\$3,101.03	\$3,101.03	\$3,101.03	\$0.00

U. S. Department of Transportation National Highway Traffic Safety Administration

State of Oklahoma

Federal Reimbursement Voucher

Report Date: 12/19/2012

2012 - FINAL
09/30/2012
For Approval

Claim Period: 09/30/2012 -

Program Area	Project	Description	HCS Federal Funds Obligated	Share to Local Benefit	State/Federal Cost to Date	Federal Funds Expended	Fed Previous Amount Claimed	Fed Funds Claimed this Period
	K8-2012-03-47-03	Washington County SO	\$9,833.95	\$0.00	\$9,833.95	\$9,833.95	\$9,833.95	\$0.00
	K8-2012-03-48-02	Weatherford PD	\$4,995.27	\$0.00	\$4,995.27	\$4,995.27	\$4,995.27	\$0.00
	K8-2012-03-49-04	Yukon PD	\$8,539.56	\$0.00	\$8,539.56	\$8,539.56	\$8,539.56	\$0.00
	K8-2012-03-97-01	Corridor Project	\$8,736.61	\$0.00	\$8,736.61	\$8,736.61	\$8,736.61	\$0.00
	K8-2012-04-01-00	AL PI&E	\$1,049.00	\$0.00	\$1,049.00	\$1,049.00	\$1,049.00	\$0.00
	K8-2012-05-01-08	OU Conf Planners	\$74,821.51	\$0.00	\$74,821.51	\$74,821.51	\$74,821.51	\$0.00
	K8-2012-06-01-04	OSBI	\$79,800.00	\$0.00	\$79,800.00	\$79,800.00	\$79,800.00	\$0.00
	K8-2012-06-02-04	OSBI	\$329,753.52	\$0.00	\$329,753.52	\$329,753.52	\$329,753.52	\$0.00
	K8-2012-07-01-00	Program Area Management	\$4,976.29	\$0.00	\$4,976.29	\$4,976.29	\$4,976.29	\$0.00
	K8-2012-07-02-00	State Match	\$0.00	\$0.00	\$8,418,886.65	\$0.00	\$0.00	\$0.00
410 Alcohol SAFETEA-LU Total			\$1,988,897.01	\$0.00	\$10,407,783.66	\$1,988,897.01	\$1,988,897.01	\$0.00
410 Alcohol SAFETEA-LU Paid Media								
	K8PM-2012-02-01-06	Media-- Brothers & Co	\$57,905.75	\$0.00	\$57,905.75	\$57,905.75	\$57,905.75	\$0.00
	K8PM-2012-02-02-00	Sports Marketing	\$519,540.00	\$0.00	\$519,540.00	\$519,540.00	\$519,540.00	\$0.00
	K8PM-2012-02-02-01	Tyler Outdoor Advertisement	\$12,620.00	\$0.00	\$12,620.00	\$12,620.00	\$12,620.00	\$0.00

U. S. Department of Transportation National Highway Traffic Safety Administration

State of Oklahoma

Federal Reimbursement Voucher

Report Date: 12/19/2012

2012 - FINAL
09/30/2012
For Approval

Claim Period: 09/30/2012 -

Program Area	Project	Description	HCS Federal Funds Obligated	Share to Local Benefit	State/Federal Cost to Date	Federal Funds Expended	Fed Previous Amount Claimed	Fed Funds Claimed this Period
	K8PM-2012-02-03-01	Media - Jordan Advertising	\$227,332.79	\$0.00	\$227,332.79	\$227,332.79	\$227,332.79	\$0.00
410 Alcohol SAFETEA-LU Paid Media Total			\$817,398.54	\$0.00	\$817,398.54	\$817,398.54	\$817,398.54	\$0.00
410 Alcohol SAFETEA-LU Total			\$2,806,295.55	\$0.00	\$11,225,182.20	\$2,806,295.55	\$2,806,295.55	\$0.00
2010 Motorcycle Safety								
	K6-2012-02-03-01	Media - Jordan Advertising	\$8,662.82	\$0.00	\$8,662.82	\$8,662.82	\$8,662.82	\$0.00
	K6-2012-03-01-12	Broken Arrow PD	\$16,928.87	\$0.00	\$16,928.87	\$16,928.87	\$16,928.87	\$0.00
	K6-2012-03-02-06	Edmond PD	\$105,780.10	\$0.00	\$105,780.10	\$105,780.10	\$105,780.10	\$0.00
2010 Motorcycle Safety Incentive Total			\$131,371.79	\$0.00	\$131,371.79	\$131,371.79	\$131,371.79	\$0.00
2010 Motorcycle Safety Total			\$131,371.79	\$0.00	\$131,371.79	\$131,371.79	\$131,371.79	\$0.00
NHTSA Total			\$6,823,573.62	\$1,518,828.90	\$16,198,195.83	\$6,823,573.62	\$6,823,573.62	\$0.00
Total			\$6,823,573.62	\$1,518,828.90	\$16,198,195.83	\$6,823,573.62	\$6,823,573.62	\$0.00

U. S. Department of Transportation National Highway Traffic Safety Administration

State of Oklahoma

VOU Match Review

2012 - FINAL

Posted: 12/19/2012

Report Date: 12/19/2012

Program Area	Project	Obligation Limitation (A)	State Match (B)	Current FY (C)	Carry Forward (D)	Share to Local (E)	PA State Match (F)	PA Federal Funds (G)
NHTSA								
NHTSA 402								
Planning and Administration								
	PA-2012-07-01-00		\$294,627.95 61%	\$192,178.15		\$0.00 0%	\$294,627.95 61%	\$192,178.15 100%
	Planning and Administration Total		\$294,627.95 61%	\$192,178.15		\$0.00 0%	\$294,627.95 61%	\$192,178.15 100%
Alcohol								
	AL-2012-02-01-16		\$0.00 0%	\$74,863.89		\$70,050.07 94%		
	AL-2012-02-02-09		\$0.00 0%	\$97,561.28		\$97,561.28 100%		
	AL-2012-02-03-12		\$0.00 0%	\$24,845.06		\$24,845.06 100%		
	AL-2012-02-04-11		\$0.00 0%	\$48,692.37		\$30,194.83 62%		
	AL-2012-03-01-02		\$0.00 0%	\$19,989.00		\$19,989.00 100%		
	AL-2012-03-02-09		\$0.00 0%	\$32,435.92		\$32,435.92 100%		
	AL-2012-03-03-05		\$0.00 0%	\$80,595.04		\$80,595.04 100%		
	AL-2012-03-04-05		\$0.00 0%	\$61,369.41		\$61,369.41 100%		
	AL-2012-04-01-00		\$0.00 0%	\$10,945.90		\$0.00 0%		

U. S. Department of Transportation National Highway Traffic Safety Administration

State of Oklahoma

**VOU Match Review
2012 - FINAL
Posted: 12/19/2012**

Report Date: 12/19/2012

Program Area	Project	Obligation Limitation (A)	State Match (B)	Current FY (C)	Carry Forward (D)	Share to Local (E)	PA State Match (F)	PA Federal Funds (G)
	AL-2012-07-01-00		\$.00 0%	\$249,247.44		\$.00 0%		
	Alcohol Total		\$.00 0%	\$700,545.31		\$417,040.61 60%		
Motorcycle Safety								
	MC-2012-03-01-12		\$.00 0%	\$5,000.00		\$5,000.00 100%		
	MC-2012-07-01-00		\$179,903.49 100%	\$.00		\$.00 0%		
	Motorcycle Safety Total		\$179,903.49 97%	\$5,000.00		\$5,000.00 100%		
Occupant Protection								
	OP-2012-02-01-14		\$.00 0%	\$171,978.60		\$29,015.65 17%		
	OP-2012-02-02-12		\$.00 0%	\$36,366.51		\$.00 0%		
	OP-2012-03-01-09		\$.00 0%	\$17,750.40		\$17,750.40 100%		
	OP-2012-03-03-07		\$.00 0%	\$36,805.83		\$36,805.83 100%		
	OP-2012-03-04-04		\$.00 0%	\$35,576.62		\$35,576.62 100%		
	OP-2012-03-05-08		\$.00 0%	\$89,758.14		\$89,758.14 100%		
	OP-2012-03-06-05		\$.00 0%	\$46,500.00		\$46,500.00 100%		

U. S. Department of Transportation National Highway Traffic Safety Administration

State of Oklahoma

**VOU Match Review
2012 - FINAL**

Report Date: 12/19/2012

Posted: 12/19/2012

Program Area	Project	Obligation Limitation (A)	State Match (B)	Current FY (C)	Carry Forward (D)	Share to Local (E)	PA State Match (F)	PA Federal Funds (G)
	OP-2012-03-08-02		\$0.00 0%	\$10,510.11		\$10,510.11 100%		
	OP-2012-03-09-04		\$0.00 0%	\$9,435.08		\$9,435.08 100%		
	OP-2012-05-01-00		\$0.00 0%	\$98,334.61		\$0.00 0%		
	OP-2012-07-01-00		\$0.00 0%	\$180,238.22		\$0.00 0%		
	OP-2012-07-02-00		\$64,523.73 100%	\$0.00		\$0.00 0%		
	Occupant Protection Total		\$64,523.73 8%	\$733,254.12		\$275,351.83 38%		
Pedestrian/Bicycle Safety								
	PS-2012-05-01-14		\$0.00 0%	\$5,688.00		\$0.00 0%		
	Pedestrian/Bicycle Safety Total		\$0.00 0%	\$5,688.00		\$0.00 0%		
Police Traffic Services								
	PT-2012-02-01-03		\$0.00 0%	\$15,270.88		\$0.00 0%		
	PT-2012-03-01-04		\$0.00 0%	\$14,926.39		\$14,926.39 100%		
	PT-2012-03-02-04		\$0.00 0%	\$1,604.95		\$1,604.95 100%		
	PT-2012-03-03-11		\$0.00 0%	\$19,574.90		\$19,574.90 100%		

U. S. Department of Transportation National Highway Traffic Safety Administration

State of Oklahoma

**VOU Match Review
2012 - FINAL**

Report Date: 12/19/2012

Posted: 12/19/2012

Program Area	Project	Obligation Limitation (A)	State Match (B)	Current FY (C)	Carry Forward (D)	Share to Local (E)	PA State Match (F)	PA Federal Funds (G)
	PT-2012-03-04-12		\$0.00 0%	\$41,500.00		\$41,500.00 100%		
	PT-2012-03-05-04		\$0.00 0%	\$17,516.83		\$17,516.83 100%		
	PT-2012-03-06-02		\$0.00 0%	\$11,966.16		\$11,966.16 100%		
	PT-2012-03-07-01		\$0.00 0%	\$15,000.00		\$15,000.00 100%		
	PT-2012-03-08-05		\$0.00 0%	\$18,095.05		\$18,095.05 100%		
	PT-2012-03-09-03		\$0.00 0%	\$1,734.38		\$1,734.38 100%		
	PT-2012-03-10-03		\$0.00 0%	\$6,148.89		\$6,148.89 100%		
	PT-2012-03-11-03		\$0.00 0%	\$13,576.98		\$13,576.98 100%		
	PT-2012-03-12-09		\$0.00 0%	\$14,205.19		\$14,205.19 100%		
	PT-2012-03-13-08		\$0.00 0%	\$1,665.55		\$1,665.55 100%		
	PT-2012-03-14-01		\$0.00 0%	\$11,528.06		\$11,528.06 100%		
	PT-2012-03-15-03		\$0.00 0%	\$23,543.49		\$23,543.49 100%		
	PT-2012-03-16-02		\$0.00 0%	\$14,808.42		\$14,808.42 100%		

U. S. Department of Transportation National Highway Traffic Safety Administration

State of Oklahoma

**VOU Match Review
2012 - FINAL**

Report Date: 12/19/2012

Posted: 12/19/2012

Program Area	Project	Obligation Limitation (A)	State Match (B)	Current FY (C)	Carry Forward (D)	Share to Local (E)	PA State Match (F)	PA Federal Funds (G)
	PT-2012-03-17-09		\$.00 0%	\$25,000.00		\$25,000.00 100%		
	PT-2012-03-18-01		\$.00 0%	\$20,000.00		\$20,000.00 100%		
	PT-2012-03-19-04		\$.00 0%	\$12,285.89		\$12,285.89 100%		
	PT-2012-03-20-05		\$.00 0%	\$326,684.98		\$.00 0%		
	PT-2012-03-21-03		\$.00 0%	\$5,124.14		\$5,124.14 100%		
	PT-2012-03-22-01		\$.00 0%	\$5,000.00		\$5,000.00 100%		
	PT-2012-03-23-04		\$.00 0%	\$14,400.00		\$14,400.00 100%		
	PT-2012-03-24-05		\$.00 0%	\$26,467.24		\$26,467.24 100%		
	PT-2012-03-25-02		\$.00 0%	\$15,478.41		\$15,478.41 100%		
	PT-2012-03-26-11		\$.00 0%	\$46,844.00		\$46,844.00 100%		
	PT-2012-03-27-06		\$.00 0%	\$13,989.36		\$13,989.36 100%		
	PT-2012-03-28-03		\$.00 0%	\$12,417.73		\$12,417.73 100%		
	PT-2012-03-29-05		\$.00 0%	\$46,800.00		\$46,800.00 100%		

U. S. Department of Transportation National Highway Traffic Safety Administration

State of Oklahoma

**VOU Match Review
2012 - FINAL
Posted: 12/19/2012**

Report Date: 12/19/2012

Program Area	Project	Obligation Limitation (A)	State Match (B)	Current FY (C)	Carry Forward (D)	Share to Local (E)	PA State Match (F)	PA Federal Funds (G)
	PT-2012-03-30-03		\$0.00 0%	\$10,681.65		\$10,681.65 100%		
	PT-2012-03-31-02		\$0.00 0%	\$5,337.51		\$5,337.51 100%		
	PT-2012-03-32-02		\$0.00 0%	\$9,599.61		\$9,599.61 100%		
	PT-2012-03-33-09		\$0.00 0%	\$29,250.00		\$29,250.00 100%		
	PT-2012-03-98-02		\$0.00 0%	\$51,851.93		\$51,851.93 100%		
	PT-2012-03-99-00		\$0.00 0%	\$38,065.70		\$38,065.70 100%		
	PT-2012-04-01-00		\$0.00 0%	\$10,453.79		\$0.00 0%		
	PT-2012-05-01-08		\$0.00 0%	\$57,313.15		\$25,936.44 45%		
	PT-2012-05-02-00		\$0.00 0%	\$38,873.04		\$0.00 0%		
	PT-2012-07-01-00		\$0.00 0%	\$194,691.60		\$0.00 0%		
	PT-2012-07-02-00		\$324,747.63 100%	\$0.00		\$0.00 0%		
	Police Traffic Services Total		\$324,747.63 21%	\$1,259,275.85		\$641,924.85 51%		

Traffic Records

U. S. Department of Transportation National Highway Traffic Safety Administration

State of Oklahoma

**VOU Match Review
2012 - FINAL
Posted: 12/19/2012**

Report Date: 12/19/2012

Program Area	Project	Obligation Limitation (A)	State Match (B)	Current FY (C)	Carry Forward (D)	Share to Local (E)	PA State Match (F)	PA Federal Funds (G)
	TR-2012-05-01-00		\$.00 0%	\$33,750.00		\$.00 0%		
	TR-2012-05-02-00		\$.00 0%	\$16,396.26		\$.00 0%		
	TR-2012-07-01-00		\$.00 0%	\$152,864.77		\$.00 0%		
	Traffic Records Total		\$.00 0%	\$203,011.03		\$.00 0%		
Railroad/Highway Crossings								
	RH-2012-02-01-08		\$.00 0%	\$26,595.06		\$.00 0%		
	Railroad/Highway Crossings Total		\$.00 0%	\$26,595.06		\$.00 0%		
Speed Enforcement								
	SE-2012-03-01-02		\$.00 0%	\$8,266.26		\$8,266.26 100%		
	SE-2012-03-02-14		\$.00 0%	\$29,937.06		\$29,937.06 100%		
	SE-2012-03-03-04		\$.00 0%	\$7,557.28		\$7,557.28 100%		
	SE-2012-03-04-04		\$.00 0%	\$30,000.00		\$30,000.00 100%		
	SE-2012-03-05-02		\$.00 0%	\$9,000.00		\$9,000.00 100%		
	SE-2012-03-06-07		\$.00 0%	\$62,847.42		\$62,847.42 100%		

U. S. Department of Transportation National Highway Traffic Safety Administration

State of Oklahoma

VOU Match Review

Report Date: 12/19/2012

2012 - FINAL

Posted: 12/19/2012

Program Area	Project	Obligation Limitation (A)	State Match (B)	Current FY (C)	Carry Forward (D)	Share to Local (E)	PA State Match (F)	PA Federal Funds (G)
	SE-2012-03-07-03		\$0.00 0%	\$23,093.61		\$23,093.61 100%		
	SE-2012-03-08-08		\$0.00 0%	\$8,809.98		\$8,809.98 100%		
	Speed Enforcement Total		\$0.00 0%	\$179,511.61		\$179,511.61 100%		
Paid Advertising								
	PM-2012-02-01-06		\$0.00 0%	\$1,362.50		\$0.00 0%		
	PM-2012-02-02-01		\$0.00 0%	\$95,419.40		\$0.00 0%		
	Paid Advertising Total		\$0.00 0%	\$96,781.90		\$0.00 0%		
	NHTSA 402 Total	\$3,492,897.45	\$863,802.80 20%	\$2,996,182.72	\$405,658.31	\$1,518,828.90 45%	\$294,627.95 61%	\$192,178.15 6%
NHTSA 406								
	K4-2012-02-01-00		\$0.00 0%	\$15,000.00		\$0.00 0%		
	K4-2012-03-01-05		\$0.00 0%	\$94,005.10		\$0.00 0%		
	K4-2012-05-03-00		\$0.00 0%	\$267.92		\$0.00 0%		
	K4-2012-07-01-00		\$0.00 0%	\$938.34		\$0.00 0%		

U. S. Department of Transportation National Highway Traffic Safety Administration

State of Oklahoma

**VOU Match Review
2012 - FINAL
Posted: 12/19/2012**

Report Date: 12/19/2012

Program Area	Project	Obligation Limitation (A)	State Match (B)	Current FY (C)	Carry Forward (D)	Share to Local (E)	PA State Match (F)	PA Federal Funds (G)
406 Safety Belts Incentive Total			\$0.00 0%	\$110,211.36		\$0.00 0%		
406 Motorcycle Safety								
	K4MC-2012-05-01-02		\$0.00 0%	\$4,700.85		\$0.00 0%		
406 Motorcycle Safety Total			\$0.00 0%	\$4,700.85		\$0.00 0%		
406 Pedestrian/Bicycle Safety								
	K4PS-2012-05-04-01		\$0.00 0%	\$1,422.00		\$0.00 0%		
406 Pedestrian/Bicycle Safety Total			\$0.00 0%	\$1,422.00		\$0.00 0%		
NHTSA 406 Total			\$0.00 0%	\$0.00	\$116,334.21	\$0.00 0%		
408 Data Program SAFETEA-LU								
	K9-2012-05-01-05		\$0.00 0%	\$99,511.91		\$0.00 0%		
	K9-2012-05-02-00		\$0.00 0%	\$6,210.34		\$0.00 0%		
	K9-2012-06-01-05		\$0.00 0%	\$62,491.91		\$0.00 0%		
	K9-2012-06-02-06		\$0.00 0%	\$144,856.88		\$0.00 0%		
	K9-2012-06-03-09		\$0.00 0%	\$54,660.00		\$0.00 0%		

U. S. Department of Transportation National Highway Traffic Safety Administration

State of Oklahoma

VOU Match Review

Report Date: 12/19/2012

2012 - FINAL

Posted: 12/19/2012

Program Area	Project	Obligation Limitation (A)	State Match (B)	Current FY (C)	Carry Forward (D)	Share to Local (E)	PA State Match (F)	PA Federal Funds (G)
	K9-2012-07-02-00		\$91,932.76 100%	\$0.00		\$0.00 0%		
408 Data Program Incentive Total			\$91,932.76 20%	\$367,731.04		\$0.00 0%		
408 Data Program SAFETEA-LU Total		\$433,153.00	\$91,932.76 20%	\$0.00	\$367,731.04	\$0.00 0%		
410 Alcohol SAFETEA-LU								
	K8-2012-02-02-04		\$0.00 0%	\$34,053.70		\$0.00 0%		
	K8-2012-02-03-03		\$0.00 0%	\$25,792.09		\$0.00 0%		
	K8-2012-02-04-01		\$0.00 0%	\$25,532.86		\$0.00 0%		
	K8-2012-03-02-09		\$0.00 0%	\$9,937.31		\$0.00 0%		
	K8-2012-03-03-11		\$0.00 0%	\$19,465.18		\$0.00 0%		
	K8-2012-03-04-02		\$0.00 0%	\$8,540.99		\$0.00 0%		
	K8-2012-03-05-12		\$0.00 0%	\$11,354.56		\$0.00 0%		
	K8-2012-03-06-04		\$0.00 0%	\$5,476.78		\$0.00 0%		
	K8-2012-03-07-02		\$0.00 0%	\$1,429.43		\$0.00 0%		

U. S. Department of Transportation National Highway Traffic Safety Administration

State of Oklahoma

**VOU Match Review
2012 - FINAL
Posted: 12/19/2012**

Report Date: 12/19/2012

Program Area	Project	Obligation Limitation (A)	State Match (B)	Current FY (C)	Carry Forward (D)	Share to Local (E)	PA State Match (F)	PA Federal Funds (G)
	K8-2012-03-08-02		\$.00 0%	\$15,320.07		\$.00 0%		
	K8-2012-03-10-03		\$.00 0%	\$8,680.03		\$.00 0%		
	K8-2012-03-11-01		\$.00 0%	\$17,569.50		\$.00 0%		
	K8-2012-03-12-03		\$.00 0%	\$3,444.75		\$.00 0%		
	K8-2012-03-13-09		\$.00 0%	\$13,595.06		\$.00 0%		
	K8-2012-03-14-14		\$.00 0%	\$25,905.69		\$.00 0%		
	K8-2012-03-15-08		\$.00 0%	\$77,334.45		\$.00 0%		
	K8-2012-03-16-04		\$.00 0%	\$11,984.69		\$.00 0%		
	K8-2012-03-17-03		\$.00 0%	\$10,750.76		\$.00 0%		
	K8-2012-03-18-09		\$.00 0%	\$6,402.11		\$.00 0%		
	K8-2012-03-19-04		\$.00 0%	\$15,000.00		\$.00 0%		
	K8-2012-03-20-04		\$.00 0%	\$6,015.63		\$.00 0%		
	K8-2012-03-21-04		\$.00 0%	\$14,853.28		\$.00 0%		

U. S. Department of Transportation National Highway Traffic Safety Administration

State of Oklahoma

**VOU Match Review
2012 - FINAL**

Report Date: 12/19/2012

Posted: 12/19/2012

Program Area	Project	Obligation Limitation (A)	State Match (B)	Current FY (C)	Carry Forward (D)	Share to Local (E)	PA State Match (F)	PA Federal Funds (G)
	K8-2012-03-22-09		\$.00 0%	\$16,886.33		\$.00 0%		
	K8-2012-03-23-03		\$.00 0%	\$14,068.33		\$.00 0%		
	K8-2012-03-24-04		\$.00 0%	\$11,767.91		\$.00 0%		
	K8-2012-03-25-01		\$.00 0%	\$191.05		\$.00 0%		
	K8-2012-03-26-09		\$.00 0%	\$16,609.00		\$.00 0%		
	K8-2012-03-27-07		\$.00 0%	\$1,032.26		\$.00 0%		
	K8-2012-03-28-04		\$.00 0%	\$45,000.00		\$.00 0%		
	K8-2012-03-29-08		\$.00 0%	\$100,000.00		\$.00 0%		
	K8-2012-03-30-05		\$.00 0%	\$73,542.60		\$.00 0%		
	K8-2012-03-31-05		\$.00 0%	\$35,541.67		\$.00 0%		
	K8-2012-03-32-06		\$.00 0%	\$588,267.14		\$.00 0%		
	K8-2012-03-33-03		\$.00 0%	\$8,999.54		\$.00 0%		
	K8-2012-03-34-01		\$.00 0%	\$16,582.72		\$.00 0%		

U. S. Department of Transportation National Highway Traffic Safety Administration

State of Oklahoma

**VOU Match Review
2012 - FINAL
Posted: 12/19/2012**

Report Date: 12/19/2012

Program Area	Project	Obligation Limitation (A)	State Match (B)	Current FY (C)	Carry Forward (D)	Share to Local (E)	PA State Match (F)	PA Federal Funds (G)
	K8-2012-03-35-05		\$.00 0%	\$2,115.71		\$.00 0%		
	K8-2012-03-36-02		\$.00 0%	\$30,000.00		\$.00 0%		
	K8-2012-03-37-04		\$.00 0%	\$4,089.85		\$.00 0%		
	K8-2012-03-38-02		\$.00 0%	\$13,328.40		\$.00 0%		
	K8-2012-03-39-01		\$.00 0%	\$5,841.16		\$.00 0%		
	K8-2012-03-40-06		\$.00 0%	\$12,000.00		\$.00 0%		
	K8-2012-03-41-03		\$.00 0%	\$11,500.62		\$.00 0%		
	K8-2012-03-42-01		\$.00 0%	\$5,638.71		\$.00 0%		
	K8-2012-03-43-10		\$.00 0%	\$17,355.05		\$.00 0%		
	K8-2012-03-44-02		\$.00 0%	\$9,786.29		\$.00 0%		
	K8-2012-03-45-05		\$.00 0%	\$54,707.01		\$.00 0%		
	K8-2012-03-46-01		\$.00 0%	\$3,101.03		\$.00 0%		
	K8-2012-03-47-03		\$.00 0%	\$9,833.95		\$.00 0%		

U. S. Department of Transportation National Highway Traffic Safety Administration

State of Oklahoma

**VOU Match Review
2012 - FINAL
Posted: 12/19/2012**

Report Date: 12/19/2012

Program Area	Project	Obligation Limitation (A)	State Match (B)	Current FY (C)	Carry Forward (D)	Share to Local (E)	PA State Match (F)	PA Federal Funds (G)
	K8-2012-03-48-02		\$.00 0%	\$4,995.27		\$.00 0%		
	K8-2012-03-49-04		\$.00 0%	\$8,539.56		\$.00 0%		
	K8-2012-03-97-01		\$.00 0%	\$8,736.61		\$.00 0%		
	K8-2012-04-01-00		\$.00 0%	\$1,049.00		\$.00 0%		
	K8-2012-05-01-08		\$.00 0%	\$74,821.51		\$.00 0%		
	K8-2012-06-01-04		\$.00 0%	\$79,800.00		\$.00 0%		
	K8-2012-06-02-04		\$.00 0%	\$329,753.52		\$.00 0%		
	K8-2012-07-01-00		\$.00 0%	\$4,976.29		\$.00 0%		
	K8-2012-07-02-00		\$8,418,886.65 100%	\$.00		\$.00 0%		
410 Alcohol SAFETEA-LU Total			\$8,418,886.65 81%	\$1,988,897.01		\$.00 0%		
410 Alcohol SAFETEA-LU Paid Media								
	K8PM-2012-02-01-06		\$.00 0%	\$57,905.75		\$.00 0%		
	K8PM-2012-02-02-00		\$.00 0%	\$519,540.00		\$.00 0%		

U. S. Department of Transportation National Highway Traffic Safety Administration

State of Oklahoma

VOU Match Review

2012 - FINAL

Posted: 12/19/2012

Report Date: 12/19/2012

Program Area	Project	Obligation Limitation (A)	State Match (B)	Current FY (C)	Carry Forward (D)	Share to Local (E)	PA State Match (F)	PA Federal Funds (G)
	K8PM-2012-02-02-01		\$.00 0%	\$12,620.00		\$.00 0%		
	K8PM-2012-02-03-01		\$.00 0%	\$227,332.79		\$.00 0%		
	410 Alcohol SAFETEA-LU Paid Media Total		\$.00 0%	\$817,398.54		\$.00 0%		
	410 Alcohol SAFETEA-LU Total	\$1,890,179.49	\$8,418,886.65 75%	\$.00	\$2,806,295.55	\$.00 0%		
2010 Motorcycle Safety								
	K6-2012-02-03-01		\$.00 0%	\$8,662.82		\$.00 0%		
	K6-2012-03-01-12		\$.00 0%	\$16,928.87		\$.00 0%		
	K6-2012-03-02-06		\$.00 0%	\$105,780.10		\$.00 0%		
	2010 Motorcycle Safety Incentive Total		\$.00 0%	\$131,371.79		\$.00 0%		
	2010 Motorcycle Safety Total	\$111,519.30	\$.00 0%	\$.00	\$131,371.79	\$.00 0%		
	NHTSA Total		\$9,374,622.21 58%	\$2,996,182.72	\$3,827,390.90	\$1,518,828.90 22%	\$294,627.95 61%	\$192,178.15 3%
Total		\$5,927,749.24	\$9,374,622.21 58%	\$2,996,182.72	\$3,827,390.90	\$1,518,828.90 22%	\$294,627.95 61%	\$192,178.15 3%

FY 2012 FINANCIAL INFORMATION

Project Area	Approved Obligated	Total Expenditure	Expenditure vs. Obligated	Expenditure vs. Total Budget
PA	239,604.48	192,178.15	80%	2%
AL	814,726.81	700,545.31	86%	8%
MC	5,000.00	5,000.00	100%	0%
OP	837,126.00	733,254.12	88%	9%
PM	115,000.00	96,781.90	84%	1%
PT	1,440,308.47	1,259,275.85	87%	15%
PS	5,688.00	5,688.00	100%	0%
RH	27,000.00	26,595.06	99%	0%
SE	190,000.00	179,511.61	94%	2%
TR	224,102.00	203,011.03	91%	2%
402 FUNDS	3,898,555.76	3,401,841.03	87%	40%
406 FUNDS	116,334.21	116,334.21	100%	1%
408 FUNDS	559,562.12	367,731.04	66%	4%
410 FUNDS	3,297,555.68	2,806,295.55	85%	33%
2010 FUNDS	148,812.26	131,371.79	88%	2%
TOTAL NHTSA FUNDS	8,020,820.03	6,823,573.62	85%	80%
FARS ¹	20,154.05	20,154.05	100%	0%
FARS ¹	70,000.00	59,687.07	85%	1%
CE Grant ²	437,027.71	150,984.13	35%	2%
TOTAL OF ALL FUNDS	8,548,001.79	7,054,398.87	83%	83%

1. FARS is a multiple year Cooperative Agreement; the obligated amount is based on agreement modifications received during FY 2012. The expenditures are actual expenditures during the fiscal year, from October 1, 2011 thru September 30, 2012.

2. Combined Unrestrained and Impaired Driving Grant is a multiple year Cooperative Agreement; the obligated amount is based on the agreement. The expenditures are actual expenditures during the fiscal year, from October 1, 2010 thru September 30, 2011.

FY2012 FINANCIAL INFORMATION
Obligations and Expenditures by Project Area Group

Project Area Grouping	Approved Obligated	Total Expenditure
AL	814,726.81	700,545.31
410 FUNDS	3,297,555.68	2,806,295.55
CE Funds	218,513.86	75,492.07
Alcohol Related Projects	\$ 4,330,796.35	\$ 3,582,332.93
MC	5,000.00	5,000.00
406 FUNDS	4,700.85	4,700.85
2010 FUNDS	148,812.26	131,371.79
Motorcycle Related Projects	\$ 158,513.11	\$ 141,072.64
OP	837,126.00	733,254.12
PM	115,000.00	96,781.90
406 FUNDS	15,000.00	15,000.00
CE Funds	218,513.86	75,492.07
Occ. Protect Related Projects	\$ 1,185,639.86	\$ 920,528.09
PA	\$ 239,604.48	\$ 192,178.15
PT	1,440,308.47	1,259,275.85
SE	190,000.00	179,511.61
406 FUNDS	95,211.36	95,211.36
Police Traffic Related Projects	\$ 1,725,519.83	\$ 1,533,998.82
PS	5,688.00	5,688.00
406 FUNDS	1,422.00	1,422.00
Pedestrian Safety Related Projects	\$ 7,110.00	\$ 7,110.00
TR	224,102.00	203,011.03
408 FUNDS	559,562.12	367,731.04
FARS	90,154.05	79,841.12
Traffic Records Related Projects	\$ 873,818.17	\$ 650,583.19
RH Related Projects	\$ 27,000.00	\$ 26,595.06
TOTAL OF ALL FUNDS	8,548,001.79	\$ 7,054,398.87

