



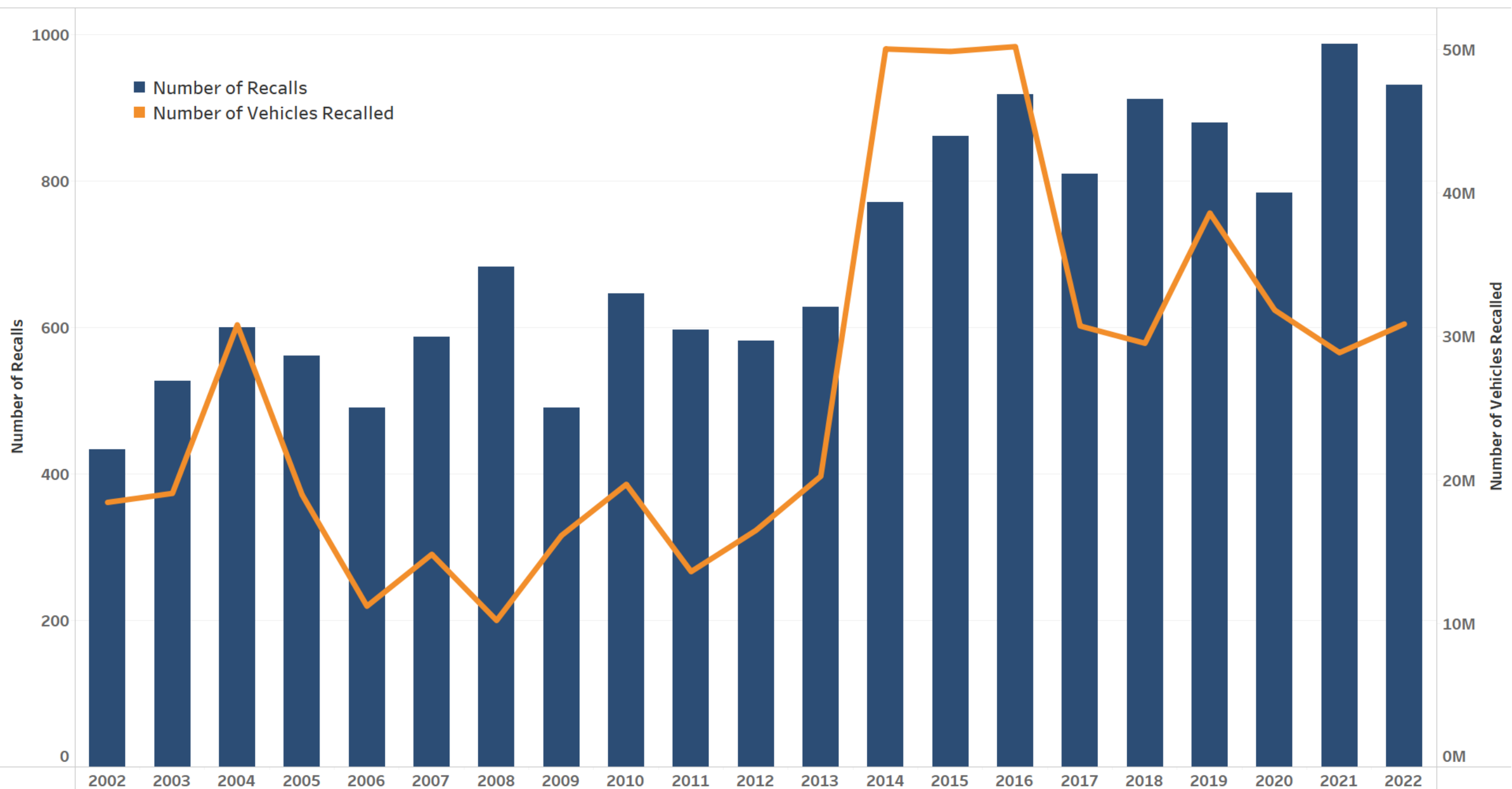
NHTSA

NATIONAL HIGHWAY TRAFFIC SAFETY ADMINISTRATION

NHTSA 2022 Annual Report Safety Recalls

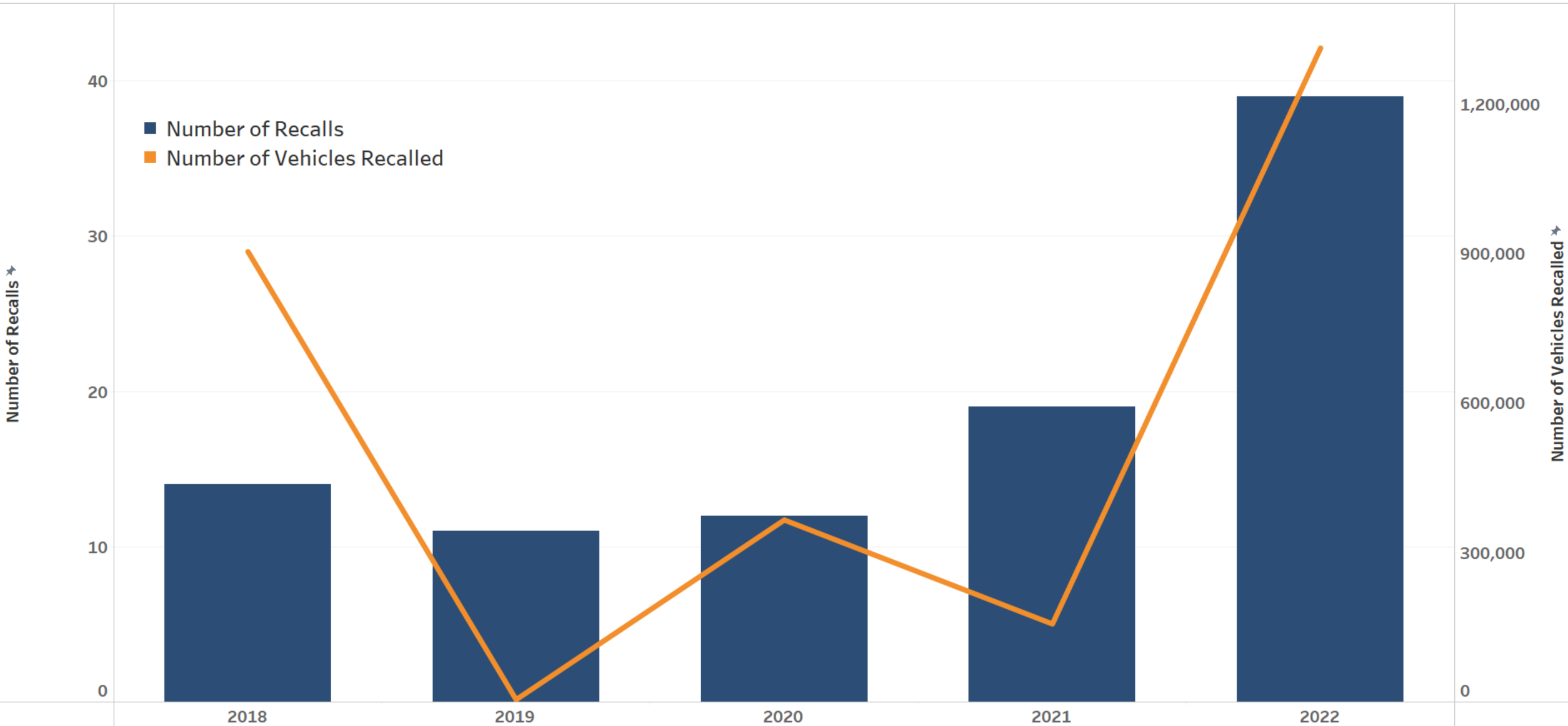
Published March 2023

Number of Vehicle Recalls and Vehicles Recalled, by Recall Year (2002 - 2022)



Note: This represents vehicle recalls and excludes recalls related to tires, child seats, and equipment.

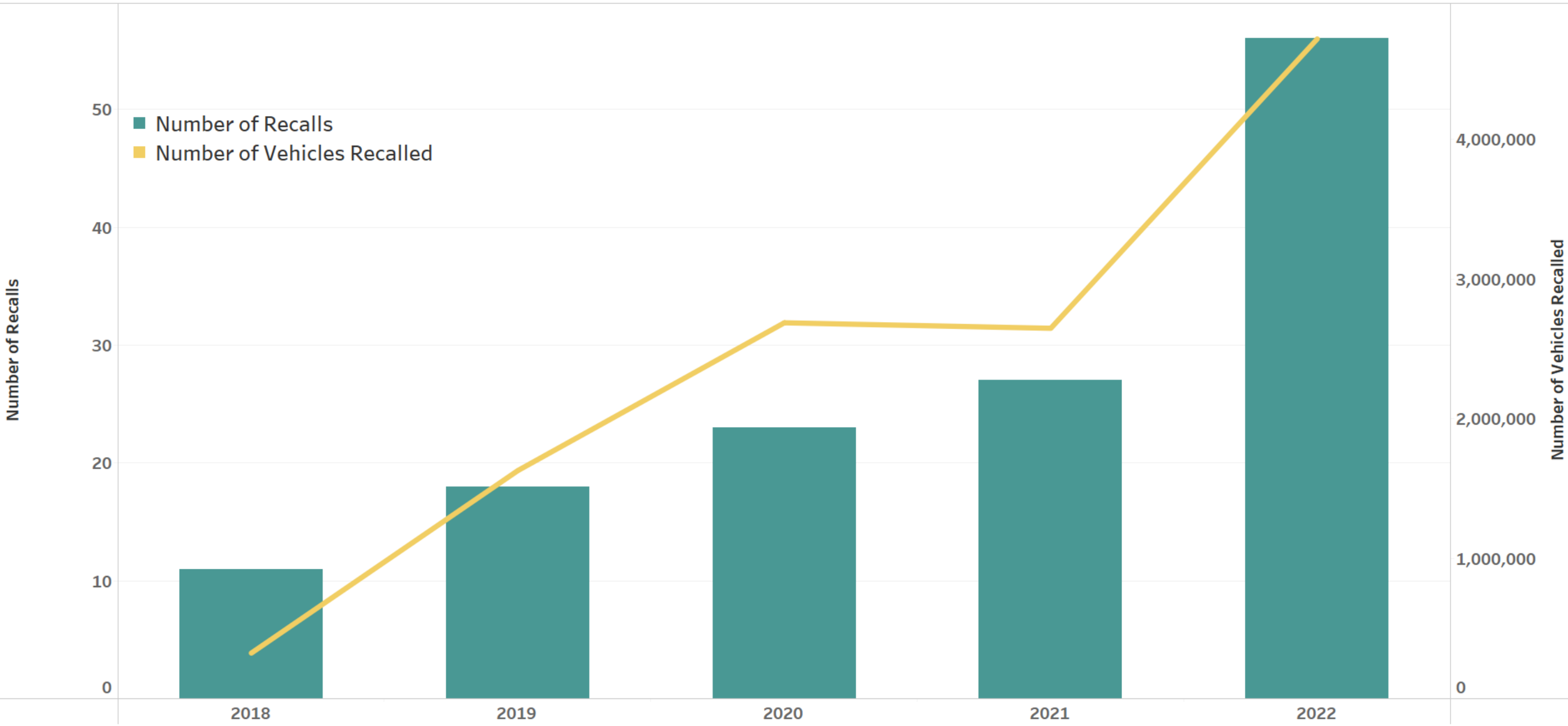
Number of Electric Vehicle Recalls and Electric Vehicles Recalled, by Recall Year (2018 - 2022)



| | 2018 | 2019 | 2020 | 2021 | 2022 |
|------------------------------------|---------|-------|---------|---------|-----------|
| Number of Recalls | 14 | 11 | 12 | 19 | 39 |
| Number of Vehicles Recalled | 903,544 | 4,688 | 365,183 | 156,568 | 1,311,920 |

Note: This represents recalls for pure electric vehicles and excludes hybrid vehicles.

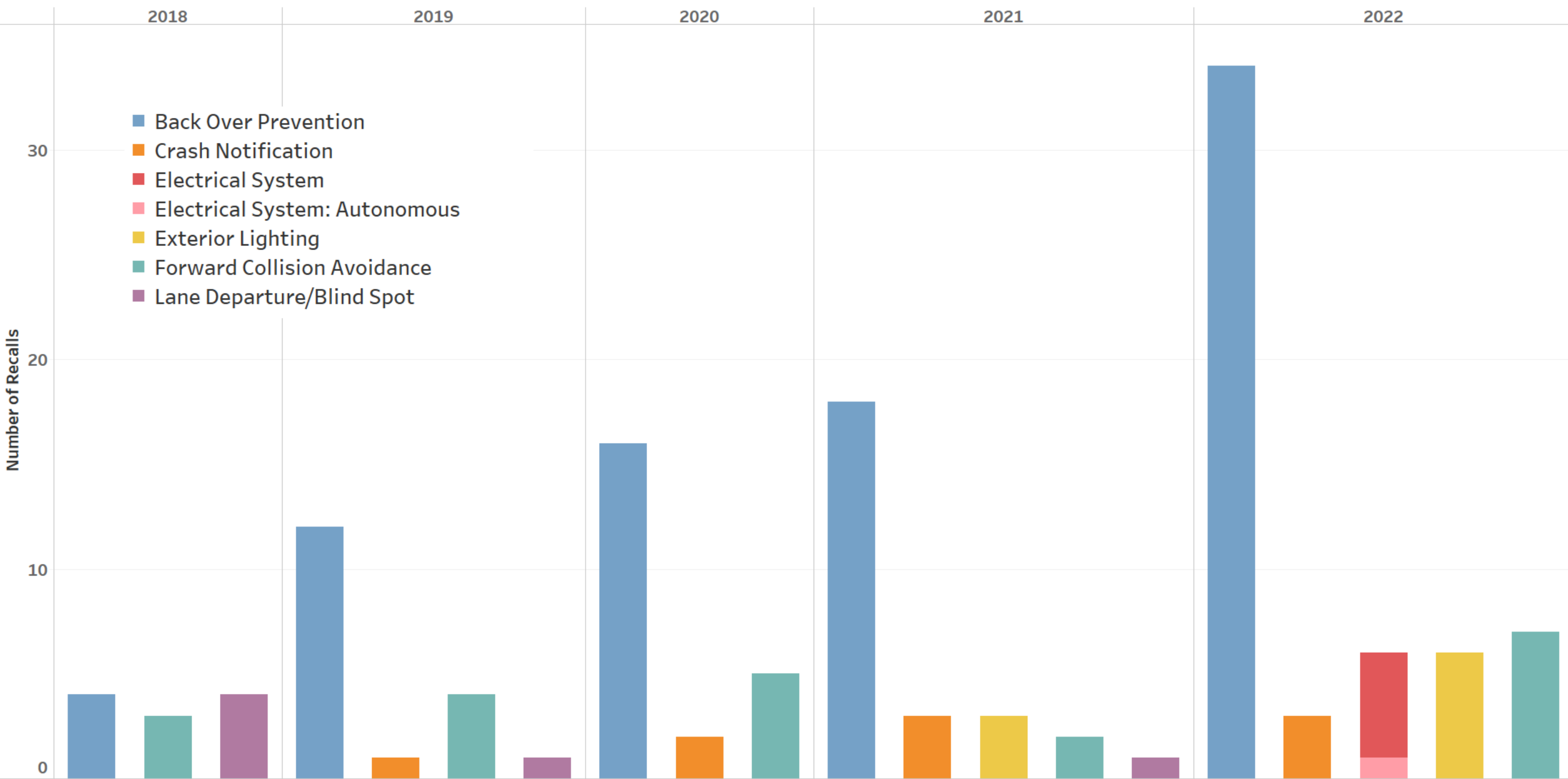
Number of Advanced Driver Assistance Systems (ADAS) Recalls and Vehicles Recalled, by Recall Year (2018 - 2022)



| | 2018 | 2019 | 2020 | 2021 | 2022 |
|------------------------------------|---------|-----------|-----------|-----------|-----------|
| Number of Recalls | 11 | 18 | 23 | 27 | 56 |
| Number of Vehicles Recalled | 325,908 | 1,630,300 | 2,686,695 | 2,647,466 | 4,715,780 |

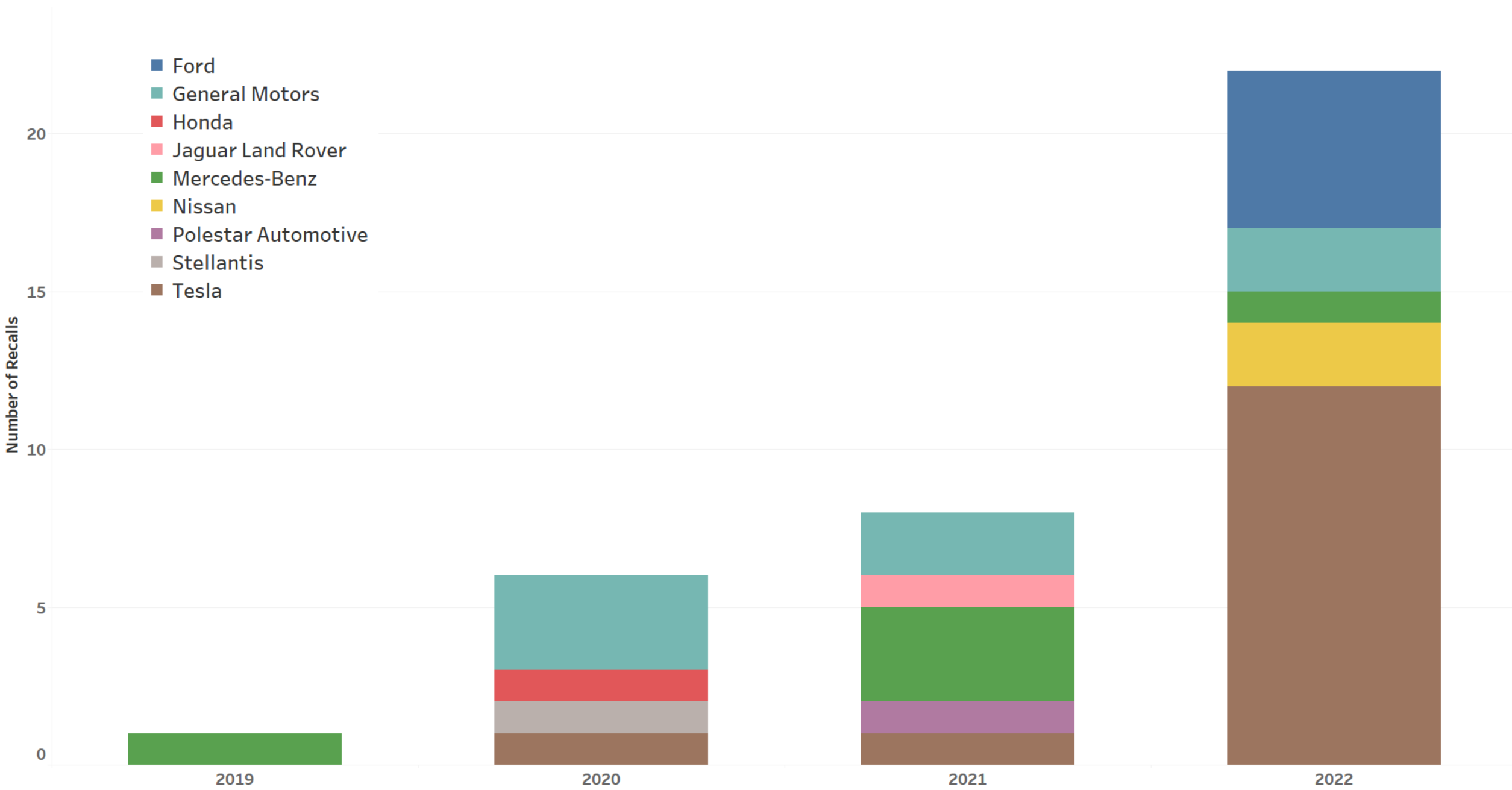
Note: This represents vehicle recalls and excludes recalls related to tires, child seats, and equipment.

Number of Advanced Driver Assistance Systems (ADAS) Recalls, by Recall Year and Feature (2018 - 2022)



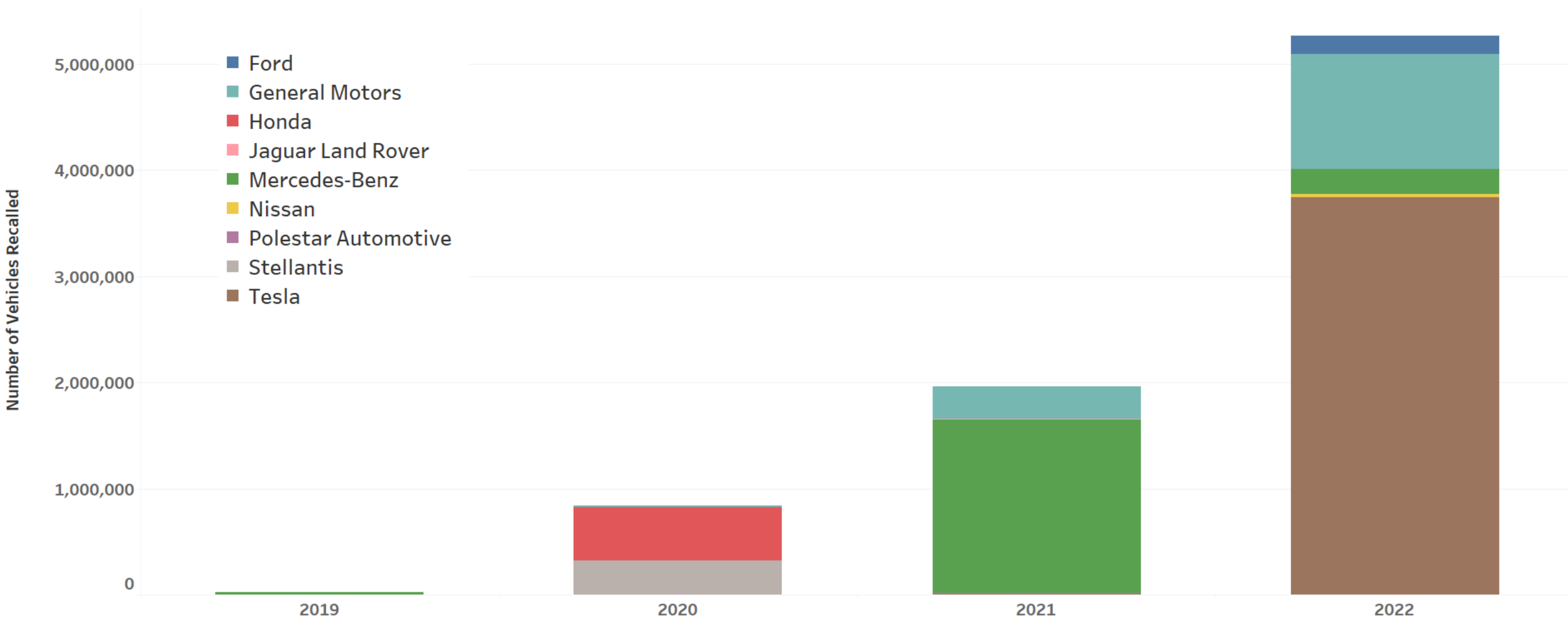
Note:
 -This represents vehicle recalls and excludes recalls related to tires, child seats, and equipment.
 -For ADAS category definitions, please see <https://www.nhtsa.gov/equipment/driver-assistance-technologies>

Number of Recalls Remedied by Over-the-Air (OTA) Updates, by Recall Year and Light Vehicle Manufacturer (2018 - 2022)



Note: Manufacturers did not remedy any 2018 recalls using an over-the-air update.

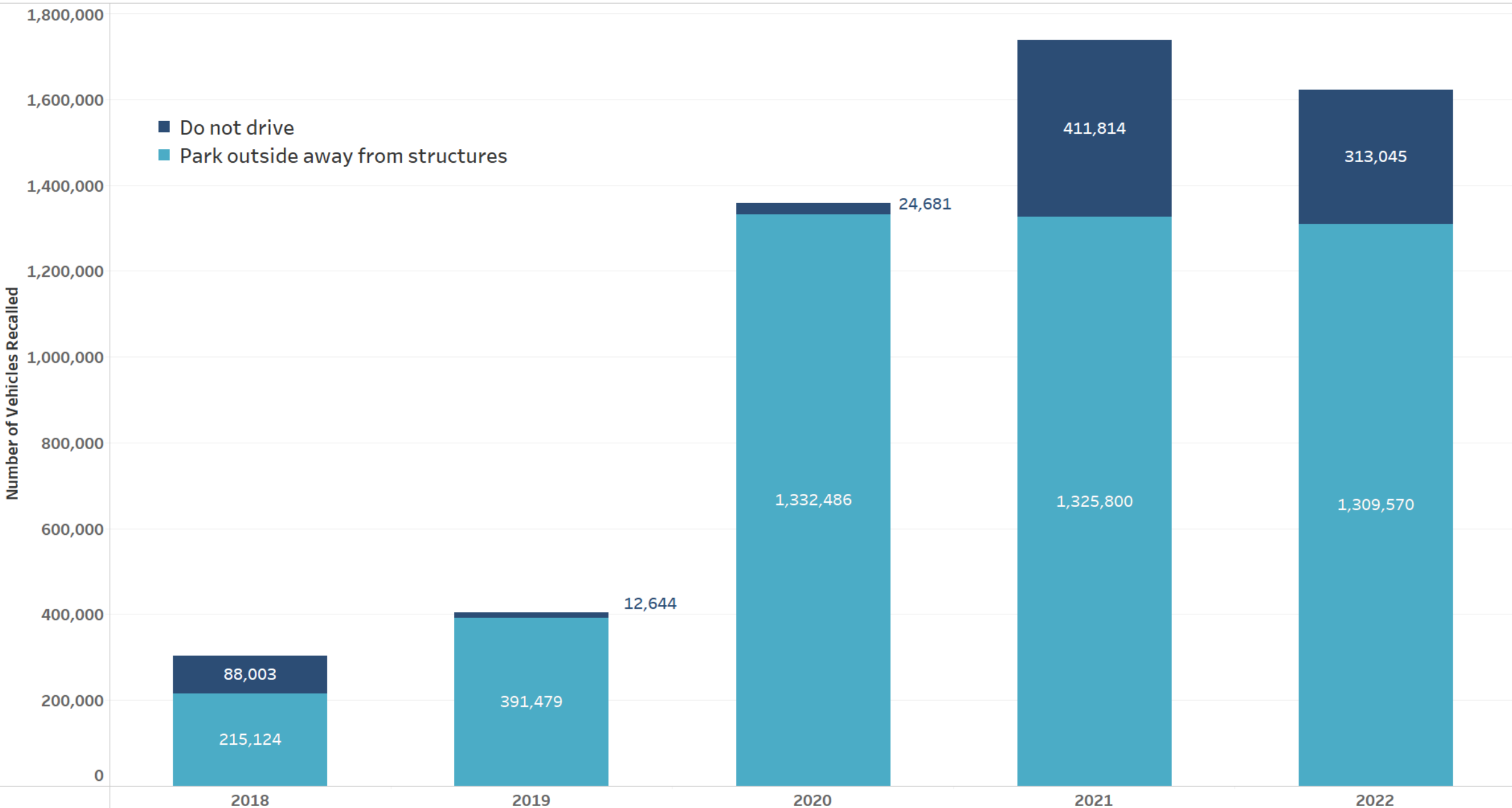
Number of Recalled Vehicles Remedied by Over-the-Air (OTA) Updates, by Recall Year and Light Vehicle Manufacturer (2018 - 2022)



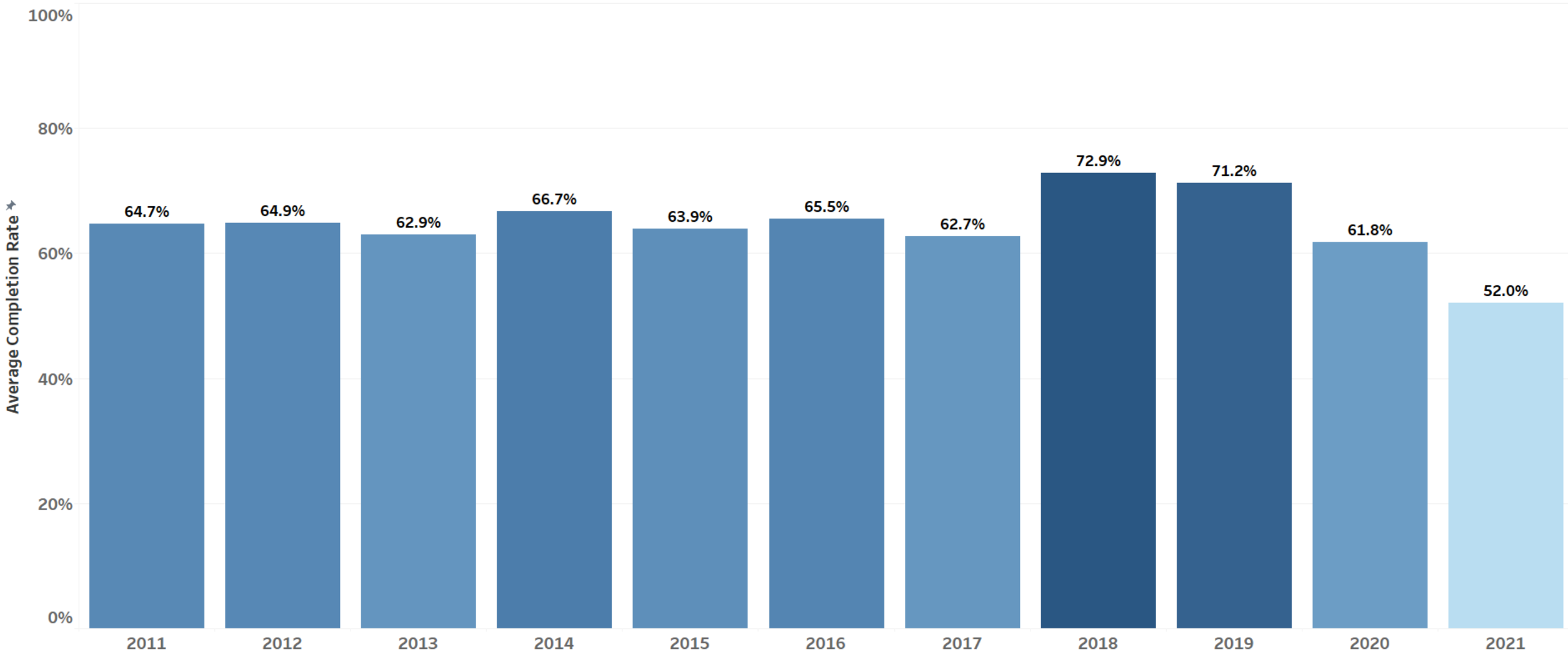
| Manufacturer | 2019 | 2020 | 2021 | 2022 |
|---------------------|--------|---------|-----------|-----------|
| Ford | 0 | 0 | 0 | 177,476 |
| General Motors | 0 | 15,415 | 312,469 | 1,078,843 |
| Honda | 0 | 499,344 | 0 | 0 |
| Jaguar Land Rover | 0 | 0 | 163 | 0 |
| Mercedes-Benz | 24,226 | 0 | 1,636,688 | 234,918 |
| Nissan | 0 | 0 | 0 | 37,821 |
| Polestar Automotive | 0 | 0 | 3,457 | 0 |
| Stellantis | 0 | 319,610 | 0 | 0 |
| Tesla | 0 | 2,567 | 11,728 | 3,738,144 |

Note: Manufacturers did not remedy any 2018 recalls using an over-the-air update.

Number of Vehicles Recalled with Do Not Drive or Park Outside Consumer Advisories, by Recall Year (2018 - 2022)

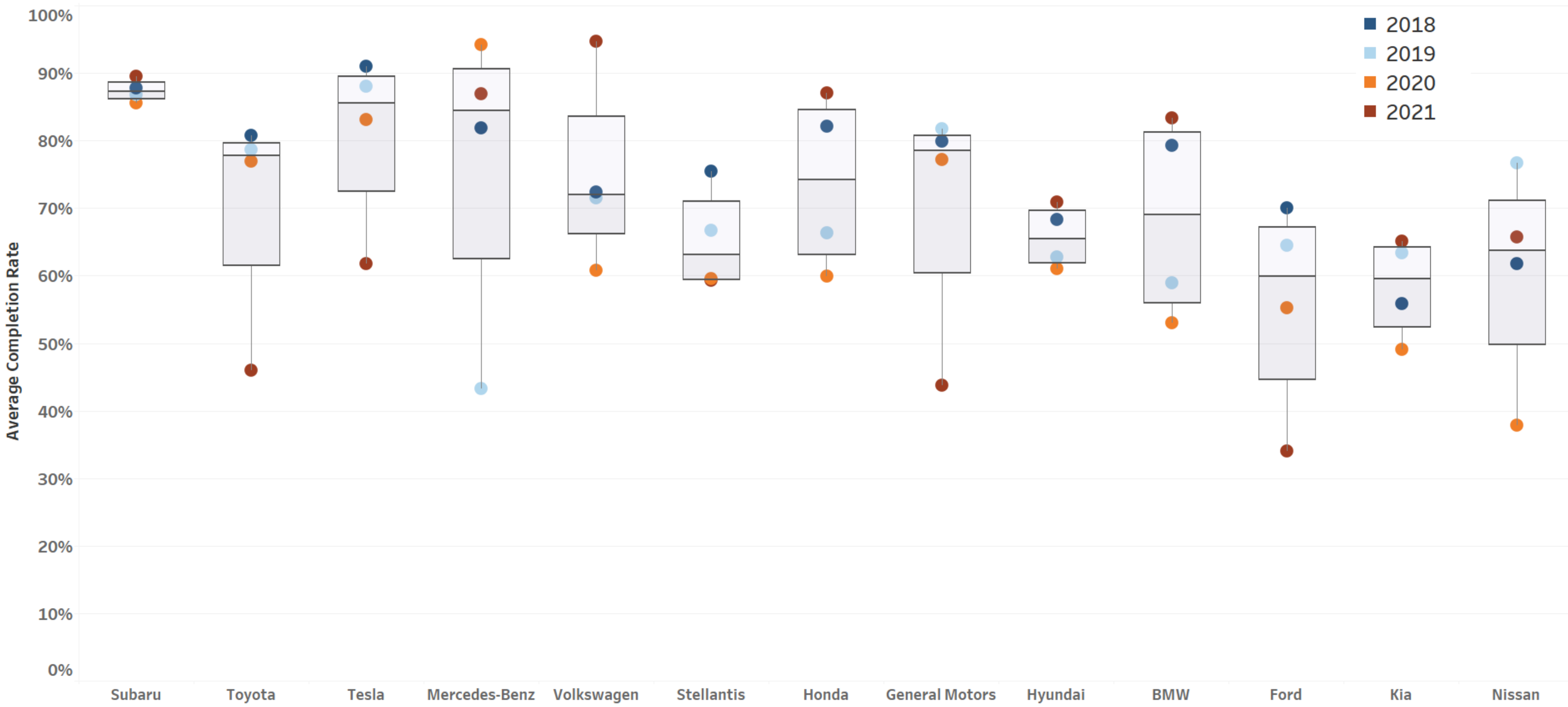


Average Vehicle Recall Completion Rate, by Recall Year (2011 - 2021)



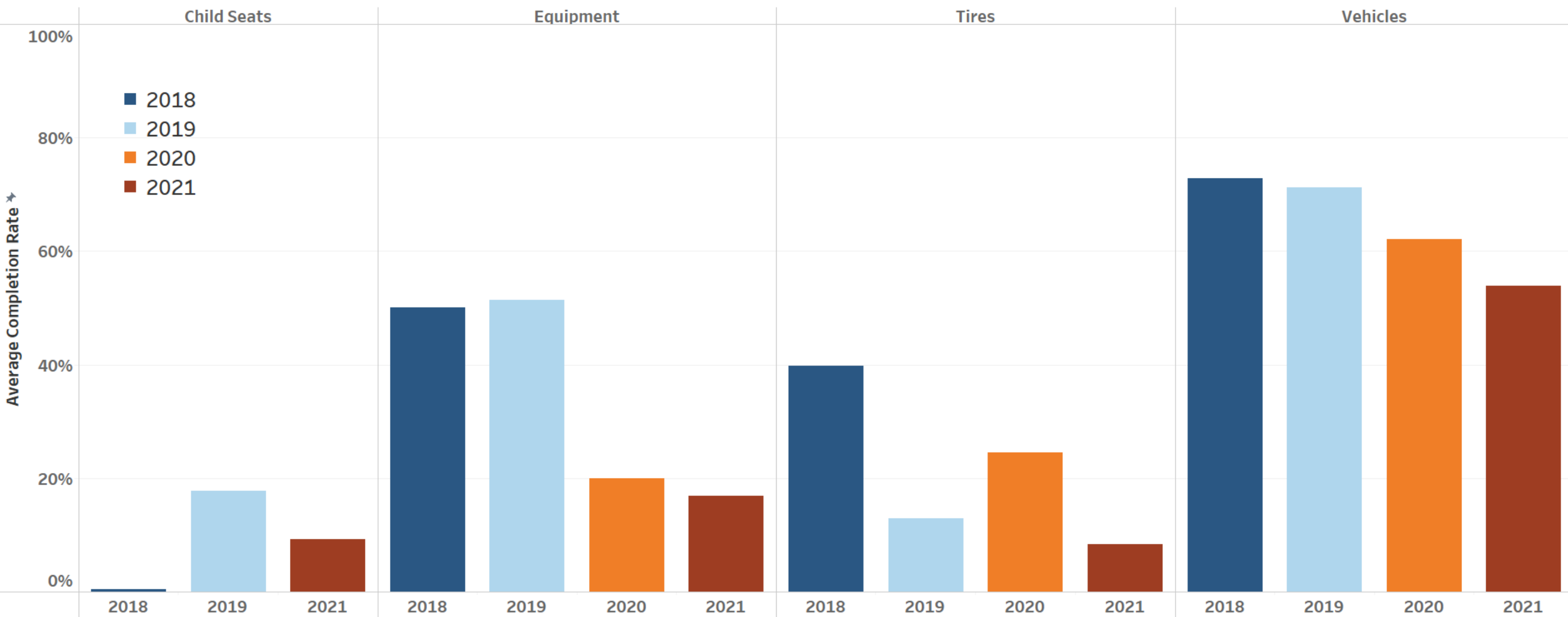
Note:
-This represents completion rates for all vehicle types (passenger vehicles, heavy vehicles, school buses, etc.)
-In previous years, we have analyzed and reported completion rate for recalls with 5 quarters of completion reporting. This year, we analyzed and are reporting completion rate for vehicle recalls with at least 5 quarters of completion reporting and those that reached 100% completion before the 5th quarter.
-The completion rate seen in 2021 corresponds to the low completion rate of two Takata-related air bag recalls (involving over 5.2M vehicles). Further, pandemic-related supply chain issues, parts delays, and shortages did affect the availability of some recall remedies.
-For more information on completion rates, please see NHTSA's Report to Congress here: https://www.nhtsa.gov/sites/nhtsa.gov/files/2022-06/Report-to-Congress-Vehicle-Safety-Recall-Completion-Rates_tag.pdf
-Recall completion rate data can be accessed and downloaded from NHTSA's website here: <https://www.nhtsa.gov/nhtsa-datasets-and-apis>
-Additional search functionality and visualization of recall data can be accessed here: <https://datahub.transportation.gov/stories/s/38mw-dp8u>

Average Recall Completion Rate, by Light Vehicle Manufacturer (2018 - 2021)



Note:
 -This represents the manufacturers with the largest sales volume in 2022.
 -This represents completion rates for vehicle recalls with at least 5 quarters of completion reporting and those that reached 100% completion before the 5th quarter.
 -This visualization includes safety recalls of various vehicles, model years, components, and other variables. NHTSA has found that the age of recalled vehicles and the combination of manufacturer and recalled component have statistically significant impacts on completion rates.
 -For more information on completion rates, please see NHTSA's Report to Congress here: https://www.nhtsa.gov/sites/nhtsa.gov/files/2022-06/Report-to-Congress-Vehicle-Safety-Recall-Completion-Rates_tag.pdf

Average Recall Completion Rate, by Type and Recall Year (2018 - 2021)



| Type | 2018 | 2019 | 2020 | 2021 |
|-------------|-------|-------|-------|-------|
| Child Seats | 0.5% | 17.8% | NA | 9.2% |
| Equipment | 50.1% | 51.4% | 20.0% | 16.8% |
| Tires | 39.8% | 12.9% | 24.5% | 8.3% |
| Vehicles | 72.9% | 71.2% | 62.1% | 54.0% |

Note:
 -There were 0 child seats recalled in 2020.
 -This represents completion rates for vehicle recalls with at least 5 quarters of completion reporting and those that reached 100% completion before the 5th quarter.
 -The completion rates for child seats, equipment, and tire recalls fall behind completion rates for vehicle recalls due to a variety of factors but, most prominently, because vehicles generally see high registration participation with State DMVs. Thus, it is easier to obtain accurate owner information for motor vehicles compared to other vehicle equipment.

For additional information regarding safety recalls and recall data please visit:

- Recalls Lookup by VIN:

<https://www.nhtsa.gov/recalls>

- Recalls by Manufacturer Interactive Dashboard:

<https://datahub.transportation.gov/Automobiles/NHTSA-Recalls-by-Manufacturer/mu99-t4jn>

- Resources Related to NHTSA Investigations and Recalls:

<https://www.nhtsa.gov/resources-investigations-recalls#recalls>

All Recalls Summary by Year

| CY | DEFECT + COMPLIANCE - RECALL TYPES: ALL | | | | | | DEFECT | | | | | | COMPLIANCE | | | | | |
|-------|---|---------------------|----------------|---------------------|----------------|---------------------|----------------|---------------------|----------------|---------------------|----------------|---------------------|----------------|---------------------|----------------|---------------------|----------------|---------------------|
| | TOTAL | | Uninfluenced | | Influenced | | TOTAL | | Uninfluenced | | Influenced | | TOTAL | | Uninfluenced | | Influenced | |
| | No. of Recalls | Affected Population | No. of Recalls | Affected Population | No. of Recalls | Affected Population | No. of Recalls | Affected Population | No. of Recalls | Affected Population | No. of Recalls | Affected Population | No. of Recalls | Affected Population | No. of Recalls | Affected Population | No. of Recalls | Affected Population |
| 2002 | 506 | 25,264,339 | 413 | 10,268,484 | 93 | 14,995,855 | 450 | 20,320,981 | 372 | 9,498,939 | 78 | 10,822,042 | 56 | 4,943,358 | 41 | 769,545 | 15 | 4,173,813 |
| 2003 | 600 | 22,780,784 | 445 | 11,917,299 | 155 | 10,863,485 | 478 | 18,172,762 | 349 | 7,947,339 | 129 | 10,225,423 | 122 | 4,608,022 | 96 | 3,969,960 | 26 | 638,062 |
| 2004 | 698 | 33,009,036 | 533 | 13,827,864 | 165 | 19,181,172 | 564 | 30,383,887 | 438 | 11,513,748 | 126 | 18,870,139 | 134 | 2,625,149 | 95 | 2,314,116 | 39 | 311,033 |
| 2005 | 645 | 20,398,646 | 465 | 8,285,726 | 180 | 12,112,920 | 528 | 19,077,638 | 393 | 7,341,090 | 135 | 11,736,548 | 117 | 1,321,008 | 72 | 944,636 | 45 | 376,372 |
| 2006 | 613 | 14,056,632 | 477 | 7,157,377 | 136 | 6,899,255 | 495 | 10,801,420 | 416 | 5,179,479 | 79 | 5,621,941 | 118 | 3,255,212 | 61 | 1,977,898 | 57 | 1,277,314 |
| 2007 | 713 | 20,616,143 | 575 | 9,885,459 | 138 | 10,730,684 | 585 | 19,451,517 | 485 | 9,352,514 | 100 | 10,099,003 | 128 | 1,164,626 | 90 | 532,945 | 38 | 631,681 |
| 2008 | 780 | 22,200,445 | 492 | 12,409,012 | 288 | 9,791,433 | 589 | 18,688,128 | 396 | 11,400,150 | 193 | 7,287,978 | 191 | 3,512,317 | 96 | 1,008,862 | 95 | 2,503,455 |
| 2009 | 570 | 17,576,820 | 395 | 8,886,359 | 175 | 8,690,461 | 427 | 16,798,803 | 337 | 8,284,857 | 90 | 8,513,946 | 143 | 778,017 | 58 | 601,502 | 85 | 176,515 |
| 2010 | 722 | 22,645,254 | 596 | 17,212,905 | 126 | 5,432,349 | 616 | 21,391,149 | 510 | 16,097,307 | 106 | 5,293,842 | 106 | 1,254,105 | 86 | 1,115,598 | 20 | 138,507 |
| 2011 | 656 | 15,567,909 | 505 | 7,697,637 | 151 | 7,870,272 | 558 | 14,736,705 | 423 | 7,117,932 | 135 | 7,618,773 | 98 | 831,204 | 82 | 579,705 | 16 | 251,499 |
| 2012 | 659 | 18,269,690 | 496 | 8,663,717 | 163 | 9,605,973 | 540 | 17,115,038 | 396 | 7,915,962 | 144 | 9,199,076 | 119 | 1,154,652 | 100 | 747,755 | 19 | 406,897 |
| 2013 | 711 | 26,291,270 | 531 | 18,551,812 | 180 | 7,739,458 | 610 | 24,675,050 | 444 | 17,142,911 | 166 | 7,532,139 | 101 | 1,616,220 | 87 | 1,408,901 | 14 | 207,319 |
| 2014 | 869 | 60,369,817 | 716 | 43,243,425 | 153 | 17,126,392 | 721 | 58,583,073 | 601 | 42,025,405 | 120 | 16,557,668 | 148 | 1,786,744 | 115 | 1,218,020 | 33 | 568,724 |
| 2015 | 970 | 86,305,524 | 873 | 28,534,715 | 97 | 57,770,809 | 814 | 82,982,628 | 734 | 26,642,603 | 80 | 56,340,025 | 156 | 3,322,896 | 139 | 1,892,112 | 17 | 1,430,784 |
| 2016 | 1,031 | 76,071,445 | 945 | 29,281,962 | 86 | 46,789,483 | 857 | 74,314,820 | 790 | 27,702,525 | 67 | 46,612,295 | 174 | 1,756,625 | 155 | 1,579,437 | 19 | 177,188 |
| 2017 | 897 | 42,653,976 | 836 | 26,963,014 | 61 | 15,690,962 | 718 | 40,905,398 | 672 | 25,641,454 | 46 | 15,263,944 | 179 | 1,748,578 | 164 | 1,321,560 | 15 | 427,018 |
| 2018 | 1,033 | 35,384,958 | 958 | 21,335,191 | 75 | 14,049,767 | 855 | 33,655,782 | 796 | 19,886,178 | 59 | 13,769,604 | 178 | 1,729,176 | 162 | 1,449,013 | 16 | 280,163 |
| 2019 | 964 | 53,065,032 | 907 | 23,930,555 | 57 | 29,134,477 | 813 | 47,573,285 | 763 | 19,676,421 | 50 | 27,896,864 | 151 | 5,491,747 | 144 | 4,254,134 | 7 | 1,237,613 |
| 2020 | 883 | 56,226,958 | 833 | 33,461,611 | 50 | 22,765,347 | 737 | 51,819,172 | 697 | 29,174,214 | 40 | 22,644,958 | 146 | 4,407,786 | 136 | 4,287,397 | 10 | 120,389 |
| 2021 | 1,093 | 34,792,800 | 1,042 | 23,910,164 | 51 | 10,882,636 | 896 | 31,857,330 | 860 | 21,368,950 | 36 | 10,488,380 | 197 | 2,935,470 | 182 | 2,541,214 | 15 | 394,256 |
| 2022 | 1,050 | 31,962,078 | 1,022 | 29,964,575 | 28 | 1,997,503 | 850 | 23,116,181 | 837 | 21,823,215 | 13 | 1,292,966 | 200 | 8,845,897 | 185 | 8,141,360 | 15 | 704,537 |
| total | 16,663 | 735,509,556 | 14,055 | 395,388,863 | 2,608 | 340,120,693 | 13,701 | 676,420,747 | 11,709 | 352,733,193 | 1,992 | 323,687,554 | 2,962 | 59,088,809 | 2,346 | 42,655,670 | 616 | 16,433,139 |

Vehicle Recall Summary by Year

| CY | DEFECT + COMPLIANCE - RECALL TYPE: Vehicle only | | | | | | DEFECT | | | | | | COMPLIANCE | | | | | |
|-------|---|---------------------|----------------|---------------------|----------------|---------------------|----------------|---------------------|----------------|---------------------|----------------|---------------------|----------------|---------------------|----------------|---------------------|----------------|---------------------|
| | TOTAL | | Uninfluenced | | Influenced | | TOTAL | | Uninfluenced | | Influenced | | TOTAL | | Uninfluenced | | Influenced | |
| | No. of Recalls | Affected Population | No. of Recalls | Affected Population | No. of Recalls | Affected Population | No. of Recalls | Affected Population | No. of Recalls | Affected Population | No. of Recalls | Affected Population | No. of Recalls | Affected Population | No. of Recalls | Affected Population | No. of Recalls | Affected Population |
| 2002 | 434 | 18,435,673 | 347 | 8,428,887 | 87 | 10,006,786 | 385 | 17,564,390 | 310 | 7,715,669 | 75 | 9,848,721 | 49 | 871,283 | 37 | 713,218 | 12 | 158,065 |
| 2003 | 527 | 19,062,913 | 398 | 10,106,570 | 129 | 8,956,343 | 429 | 15,318,677 | 311 | 6,703,359 | 118 | 8,615,318 | 98 | 3,744,236 | 87 | 3,403,211 | 11 | 341,025 |
| 2004 | 600 | 30,806,580 | 459 | 11,776,617 | 141 | 19,029,963 | 493 | 28,358,599 | 375 | 9,516,758 | 118 | 18,841,841 | 107 | 2,447,981 | 84 | 2,259,859 | 23 | 188,122 |
| 2005 | 562 | 18,962,510 | 406 | 7,144,357 | 156 | 11,818,153 | 472 | 18,170,464 | 346 | 6,637,314 | 126 | 11,533,150 | 90 | 792,046 | 60 | 507,043 | 30 | 285,003 |
| 2006 | 490 | 11,203,534 | 395 | 5,048,886 | 95 | 6,154,648 | 415 | 8,741,175 | 341 | 3,199,985 | 74 | 5,541,190 | 75 | 2,462,359 | 54 | 1,848,901 | 21 | 613,458 |
| 2007 | 587 | 14,816,417 | 485 | 5,723,710 | 102 | 9,092,707 | 502 | 14,147,352 | 408 | 5,506,005 | 94 | 8,641,347 | 85 | 669,065 | 77 | 217,705 | 8 | 451,360 |
| 2008 | 683 | 10,207,696 | 412 | 3,525,247 | 271 | 6,682,449 | 528 | 8,268,650 | 337 | 2,780,964 | 191 | 5,487,686 | 155 | 1,939,046 | 75 | 744,283 | 80 | 1,194,763 |
| 2009 | 491 | 16,125,894 | 337 | 8,034,580 | 154 | 8,091,314 | 369 | 15,439,188 | 287 | 7,442,272 | 82 | 7,996,916 | 122 | 686,706 | 50 | 592,308 | 72 | 94,398 |
| 2010 | 647 | 19,691,419 | 527 | 14,309,503 | 120 | 5,381,916 | 561 | 18,509,824 | 458 | 13,248,247 | 103 | 5,261,577 | 86 | 1,181,595 | 69 | 1,061,256 | 17 | 120,339 |
| 2011 | 597 | 13,612,039 | 451 | 6,586,549 | 146 | 7,025,490 | 504 | 12,942,835 | 373 | 6,168,676 | 131 | 6,774,159 | 93 | 669,204 | 78 | 417,873 | 15 | 251,331 |
| 2012 | 582 | 16,486,229 | 435 | 6,981,502 | 147 | 9,504,727 | 486 | 15,547,061 | 346 | 6,370,130 | 140 | 9,176,931 | 96 | 939,168 | 89 | 611,372 | 7 | 327,796 |
| 2013 | 628 | 20,260,043 | 462 | 13,145,730 | 166 | 7,114,313 | 543 | 19,323,551 | 385 | 12,347,065 | 158 | 6,976,486 | 85 | 936,492 | 77 | 798,665 | 8 | 137,827 |
| 2014 | 771 | 50,032,376 | 649 | 41,217,262 | 122 | 8,815,114 | 654 | 48,848,626 | 543 | 40,033,933 | 111 | 8,814,693 | 117 | 1,183,750 | 106 | 1,183,329 | 11 | 421 |
| 2015 | 862 | 49,856,960 | 787 | 27,086,521 | 75 | 22,770,439 | 727 | 47,737,732 | 657 | 25,380,331 | 70 | 22,357,401 | 135 | 2,119,228 | 130 | 1,706,190 | 5 | 413,038 |
| 2016 | 919 | 50,196,715 | 861 | 22,472,450 | 58 | 27,724,265 | 774 | 48,647,658 | 717 | 20,987,431 | 57 | 27,660,227 | 145 | 1,549,057 | 144 | 1,485,019 | 1 | 64,038 |
| 2017 | 810 | 30,727,812 | 759 | 22,336,790 | 51 | 8,391,022 | 649 | 29,742,300 | 606 | 21,578,356 | 43 | 8,163,944 | 161 | 985,512 | 153 | 758,434 | 8 | 227,078 |
| 2018 | 912 | 29,522,851 | 855 | 19,707,592 | 57 | 9,815,259 | 761 | 28,090,994 | 706 | 18,349,311 | 55 | 9,741,683 | 151 | 1,431,857 | 149 | 1,358,281 | 2 | 73,576 |
| 2019 | 880 | 38,598,037 | 833 | 20,976,390 | 47 | 17,621,647 | 743 | 34,363,125 | 698 | 17,970,332 | 45 | 16,392,793 | 137 | 4,234,912 | 135 | 3,006,058 | 2 | 1,228,854 |
| 2020 | 784 | 31,836,568 | 744 | 19,182,218 | 40 | 12,654,350 | 660 | 27,586,056 | 621 | 14,941,098 | 39 | 12,644,958 | 124 | 4,250,512 | 123 | 4,241,120 | 1 | 9,392 |
| 2021 | 987 | 28,868,181 | 958 | 18,440,322 | 29 | 10,427,859 | 812 | 26,626,688 | 784 | 16,198,901 | 28 | 10,427,787 | 175 | 2,241,493 | 174 | 2,241,421 | 1 | 72 |
| 2022 | 932 | 30,867,608 | 919 | 29,162,478 | 13 | 1,705,130 | 764 | 22,246,469 | 754 | 21,164,240 | 10 | 1,082,229 | 168 | 8,621,139 | 165 | 7,998,238 | 3 | 622,901 |
| total | 14,685 | 550,178,055 | 12,479 | 321,394,161 | 2,206 | 228,783,894 | 12,231 | 506,221,414 | 10,363 | 284,240,377 | 1,868 | 221,981,037 | 2,454 | 43,956,641 | 2,116 | 37,153,784 | 338 | 6,802,857 |

Equipment Recall Summary by Year

| CY | DEFECT + COMPLIANCE - RECALL TYPE: Equipment only | | | | | | DEFECT | | | | | | COMPLIANCE | | | | | |
|-------|---|---------------------|----------------|---------------------|----------------|---------------------|----------------|---------------------|----------------|---------------------|----------------|---------------------|----------------|---------------------|----------------|---------------------|----------------|---------------------|
| | TOTAL | | Uninfluenced | | Influenced | | TOTAL | | Uninfluenced | | Influenced | | TOTAL | | Uninfluenced | | Influenced | |
| | No. of Recalls | Affected Population | No. of Recalls | Affected Population | No. of Recalls | Affected Population | No. of Recalls | Affected Population | No. of Recalls | Affected Population | No. of Recalls | Affected Population | No. of Recalls | Affected Population | No. of Recalls | Affected Population | No. of Recalls | Affected Population |
| 2002 | 51 | 1,104,284 | 49 | 1,049,893 | 2 | 54,391 | 51 | 1,104,284 | 49 | 1,049,893 | 2 | 54,391 | 0 | 0 | 0 | 0 | 0 | 0 |
| 2003 | 60 | 1,373,197 | 40 | 1,097,098 | 20 | 276,099 | 43 | 630,758 | 34 | 532,159 | 9 | 98,599 | 17 | 742,439 | 6 | 564,939 | 11 | 177,500 |
| 2004 | 78 | 1,273,691 | 55 | 1,124,108 | 23 | 149,583 | 58 | 1,102,432 | 50 | 1,074,134 | 8 | 28,298 | 20 | 171,259 | 5 | 49,974 | 15 | 121,285 |
| 2005 | 71 | 1,088,242 | 48 | 804,914 | 23 | 283,328 | 49 | 648,026 | 41 | 456,067 | 8 | 191,959 | 22 | 440,216 | 7 | 348,847 | 15 | 91,369 |
| 2006 | 96 | 2,133,644 | 56 | 1,456,313 | 40 | 677,331 | 59 | 1,468,717 | 55 | 1,455,242 | 4 | 13,475 | 37 | 664,927 | 1 | 1,071 | 36 | 663,856 |
| 2007 | 108 | 1,760,379 | 78 | 1,526,717 | 30 | 233,662 | 73 | 1,552,982 | 72 | 1,497,982 | 1 | 55,000 | 35 | 207,397 | 6 | 28,735 | 29 | 178,662 |
| 2008 | 66 | 2,630,738 | 50 | 1,321,754 | 16 | 1,308,984 | 48 | 1,311,542 | 47 | 1,311,250 | 1 | 292 | 18 | 1,319,196 | 3 | 10,504 | 15 | 1,308,692 |
| 2009 | 64 | 750,794 | 47 | 659,693 | 17 | 91,101 | 49 | 667,196 | 44 | 658,157 | 5 | 9,039 | 15 | 83,598 | 3 | 1,536 | 12 | 82,062 |
| 2010 | 55 | 2,843,584 | 49 | 2,793,151 | 6 | 50,433 | 47 | 2,803,408 | 44 | 2,771,143 | 3 | 32,265 | 8 | 40,176 | 5 | 22,008 | 3 | 18,168 |
| 2011 | 54 | 625,545 | 50 | 575,010 | 4 | 50,535 | 51 | 604,075 | 48 | 553,708 | 3 | 50,367 | 3 | 21,470 | 2 | 21,302 | 1 | 168 |
| 2012 | 55 | 575,584 | 41 | 523,219 | 14 | 52,365 | 40 | 488,962 | 36 | 466,817 | 4 | 22,145 | 15 | 86,622 | 5 | 56,402 | 10 | 30,220 |
| 2013 | 69 | 4,526,541 | 56 | 3,940,577 | 13 | 585,964 | 58 | 3,931,549 | 50 | 3,375,896 | 8 | 555,653 | 11 | 594,992 | 6 | 564,681 | 5 | 30,311 |
| 2014 | 79 | 2,121,305 | 55 | 1,686,566 | 24 | 434,739 | 57 | 1,771,149 | 52 | 1,685,872 | 5 | 85,277 | 22 | 350,156 | 3 | 694 | 19 | 349,462 |
| 2015 | 91 | 35,792,219 | 73 | 937,030 | 18 | 34,855,189 | 76 | 34,692,644 | 67 | 800,020 | 9 | 33,892,624 | 15 | 1,099,575 | 6 | 137,010 | 9 | 962,565 |
| 2016 | 91 | 25,303,256 | 68 | 6,307,544 | 23 | 18,995,712 | 72 | 25,201,060 | 62 | 6,248,992 | 10 | 18,952,068 | 19 | 102,196 | 6 | 58,552 | 13 | 43,644 |
| 2017 | 72 | 10,553,043 | 64 | 3,428,576 | 8 | 7,124,467 | 61 | 10,511,858 | 58 | 3,411,858 | 3 | 7,100,000 | 11 | 41,185 | 6 | 16,718 | 5 | 24,467 |
| 2018 | 110 | 5,650,614 | 94 | 1,570,589 | 16 | 4,080,025 | 87 | 5,511,688 | 83 | 1,483,767 | 4 | 4,027,921 | 23 | 138,926 | 11 | 86,822 | 12 | 52,104 |
| 2019 | 72 | 14,395,614 | 62 | 2,882,784 | 10 | 11,512,830 | 61 | 13,167,741 | 56 | 1,663,670 | 5 | 11,504,071 | 11 | 1,227,873 | 6 | 1,219,114 | 5 | 8,759 |
| 2020 | 85 | 24,320,668 | 77 | 14,211,419 | 8 | 10,109,249 | 69 | 24,203,468 | 68 | 14,203,468 | 1 | 10,000,000 | 16 | 117,200 | 9 | 7,951 | 7 | 109,249 |
| 2021 | 91 | 4,976,941 | 72 | 4,656,503 | 19 | 320,438 | 75 | 4,445,982 | 68 | 4,385,985 | 7 | 59,997 | 16 | 530,959 | 4 | 270,518 | 12 | 260,441 |
| 2022 | 97 | 729,393 | 88 | 645,907 | 9 | 83,486 | 79 | 616,854 | 78 | 599,880 | 1 | 16,974 | 18 | 112,539 | 10 | 46,027 | 8 | 66,512 |
| total | 1,615 | 144,529,276 | 1,272 | 53,199,365 | 343 | 91,329,911 | 1,263 | 136,436,375 | 1,162 | 49,685,960 | 101 | 86,750,415 | 352 | 8,092,901 | 110 | 3,513,405 | 242 | 4,579,496 |

Child Seat Recall Summary by Year

| CY | DEFECT + COMPLIANCE - RECALL TYPE: Child Seat only | | | | | | DEFECT | | | | | | COMPLIANCE | | | | | |
|-------|--|---------------------|----------------|---------------------|----------------|---------------------|----------------|---------------------|----------------|---------------------|----------------|---------------------|----------------|---------------------|----------------|---------------------|----------------|---------------------|
| | TOTAL | | Uninfluenced | | Influenced | | TOTAL | | Uninfluenced | | Influenced | | TOTAL | | Uninfluenced | | Influenced | |
| | No. of Recalls | Affected Population | No. of Recalls | Affected Population | No. of Recalls | Affected Population | No. of Recalls | Affected Population | No. of Recalls | Affected Population | No. of Recalls | Affected Population | No. of Recalls | Affected Population | No. of Recalls | Affected Population | No. of Recalls | Affected Population |
| 2002 | 8 | 5,044,756 | 4 | 110,078 | 4 | 4,934,678 | 3 | 973,696 | 2 | 54,766 | 1 | 918,930 | 5 | 4,071,060 | 2 | 55,312 | 3 | 4,015,748 |
| 2003 | 10 | 2,343,929 | 4 | 712,886 | 6 | 1,631,043 | 4 | 2,223,232 | 2 | 711,726 | 2 | 1,511,506 | 6 | 120,697 | 2 | 1,160 | 4 | 119,537 |
| 2004 | 3 | 357,475 | 2 | 355,849 | 1 | 1,626 | 2 | 355,849 | 2 | 355,849 | 0 | 0 | 1 | 1,626 | 0 | 0 | 1 | 1,626 |
| 2005 | 4 | 213,055 | 3 | 201,616 | 1 | 11,439 | 2 | 200,991 | 1 | 189,552 | 1 | 11,439 | 2 | 12,064 | 2 | 12,064 | 0 | 0 |
| 2006 | 5 | 129,825 | 4 | 62,549 | 1 | 67,276 | 1 | 67,276 | 0 | 0 | 1 | 67,276 | 4 | 62,549 | 4 | 62,549 | 0 | 0 |
| 2007 | 11 | 3,664,521 | 7 | 2,353,612 | 4 | 1,310,909 | 7 | 3,384,512 | 3 | 2,073,603 | 4 | 1,310,909 | 4 | 280,009 | 4 | 280,009 | 0 | 0 |
| 2008 | 10 | 1,296,036 | 10 | 1,296,036 | 0 | 0 | 7 | 1,130,982 | 7 | 1,130,982 | 0 | 0 | 3 | 165,054 | 3 | 165,054 | 0 | 0 |
| 2009 | 8 | 530,355 | 4 | 22,309 | 4 | 508,046 | 5 | 526,246 | 2 | 18,255 | 3 | 507,991 | 3 | 4,109 | 2 | 4,054 | 1 | 55 |
| 2010 | 4 | 54,774 | 4 | 54,774 | 0 | 0 | 3 | 40,982 | 3 | 40,982 | 0 | 0 | 1 | 13,792 | 1 | 13,792 | 0 | 0 |
| 2011 | 2 | 883,774 | 1 | 89,527 | 1 | 794,247 | 1 | 794,247 | 0 | 0 | 1 | 794,247 | 1 | 89,527 | 1 | 89,527 | 0 | 0 |
| 2012 | 4 | 71,563 | 4 | 71,563 | 0 | 0 | 2 | 69,675 | 2 | 69,675 | 0 | 0 | 2 | 1,888 | 2 | 1,888 | 0 | 0 |
| 2013 | 3 | 75,282 | 2 | 36,101 | 1 | 39,181 | 1 | 2,962 | 1 | 2,962 | 0 | 0 | 2 | 72,320 | 1 | 33,139 | 1 | 39,181 |
| 2014 | 6 | 7,847,416 | 1 | 16,655 | 5 | 7,830,761 | 5 | 7,674,353 | 1 | 16,655 | 4 | 7,657,698 | 1 | 173,063 | 0 | 0 | 1 | 173,063 |
| 2015 | 4 | 268,934 | 1 | 213,753 | 3 | 55,181 | 1 | 213,753 | 1 | 213,753 | 0 | 0 | 3 | 55,181 | 0 | 0 | 3 | 55,181 |
| 2016 | 9 | 235,492 | 7 | 194,668 | 2 | 40,824 | 4 | 159,065 | 4 | 159,065 | 0 | 0 | 5 | 76,427 | 3 | 35,603 | 2 | 40,824 |
| 2017 | 3 | 751,583 | 3 | 751,583 | 0 | 0 | 1 | 207,037 | 1 | 207,037 | 0 | 0 | 2 | 544,546 | 2 | 544,546 | 0 | 0 |
| 2018 | 1 | 148,165 | 0 | 0 | 1 | 148,165 | 0 | 0 | 0 | 0 | 0 | 0 | 1 | 148,165 | 0 | 0 | 1 | 148,165 |
| 2019 | 3 | 35,442 | 3 | 35,442 | 0 | 0 | 2 | 6,642 | 2 | 6,642 | 0 | 0 | 1 | 28,800 | 1 | 28,800 | 0 | 0 |
| 2020 | 0 | 0 | 0 | 0 | 0 | 0 | 0 | 0 | 0 | 0 | 0 | 0 | 0 | 0 | 0 | 0 | 0 | 0 |
| 2021 | 7 | 301,362 | 4 | 167,023 | 3 | 134,339 | 3 | 156,699 | 2 | 156,103 | 1 | 596 | 4 | 144,663 | 2 | 10,920 | 2 | 133,743 |
| 2022 | 4 | 31,997 | 1 | 174 | 3 | 31,823 | 1 | 20,526 | 0 | 0 | 1 | 20,526 | 3 | 11,471 | 1 | 174 | 2 | 11,297 |
| total | 109 | 24,285,736 | 69 | 6,746,198 | 40 | 17,539,538 | 55 | 18,208,725 | 36 | 5,407,607 | 19 | 12,801,118 | 54 | 6,077,011 | 33 | 1,338,591 | 21 | 4,738,420 |

Tire Recall Summary by Year

| CY | DEFECT + COMPLIANCE - RECALL TYPE: Tire only | | | | | | DEFECT | | | | | | COMPLIANCE | | | | | |
|-------|--|---------------------|----------------|---------------------|----------------|---------------------|----------------|---------------------|----------------|---------------------|----------------|---------------------|----------------|---------------------|----------------|---------------------|----------------|---------------------|
| | TOTAL | | Uninfluenced | | Influenced | | TOTAL | | Uninfluenced | | Influenced | | TOTAL | | Uninfluenced | | Influenced | |
| | No. of Recalls | Affected Population | No. of Recalls | Affected Population | No. of Recalls | Affected Population | No. of Recalls | Affected Population | No. of Recalls | Affected Population | No. of Recalls | Affected Population | No. of Recalls | Affected Population | No. of Recalls | Affected Population | No. of Recalls | Affected Population |
| 2002 | 13 | 679,626 | 13 | 679,626 | 0 | 0 | 11 | 678,611 | 11 | 678,611 | 0 | 0 | 2 | 1,015 | 2 | 1,015 | 0 | 0 |
| 2003 | 3 | 745 | 3 | 745 | 0 | 0 | 2 | 95 | 2 | 95 | 0 | 0 | 1 | 650 | 1 | 650 | 0 | 0 |
| 2004 | 17 | 571,290 | 17 | 571,290 | 0 | 0 | 11 | 567,007 | 11 | 567,007 | 0 | 0 | 6 | 4,283 | 6 | 4,283 | 0 | 0 |
| 2005 | 8 | 134,839 | 8 | 134,839 | 0 | 0 | 5 | 58,157 | 5 | 58,157 | 0 | 0 | 3 | 76,682 | 3 | 76,682 | 0 | 0 |
| 2006 | 22 | 589,629 | 22 | 589,629 | 0 | 0 | 20 | 524,252 | 20 | 524,252 | 0 | 0 | 2 | 65,377 | 2 | 65,377 | 0 | 0 |
| 2007 | 7 | 374,826 | 5 | 281,420 | 2 | 93,406 | 3 | 366,671 | 2 | 274,924 | 1 | 91,747 | 4 | 8,155 | 3 | 6,496 | 1 | 1,659 |
| 2008 | 21 | 8,065,975 | 20 | 6,265,975 | 1 | 1,800,000 | 6 | 7,976,954 | 5 | 6,176,954 | 1 | 1,800,000 | 15 | 89,021 | 15 | 89,021 | 0 | 0 |
| 2009 | 7 | 169,777 | 7 | 169,777 | 0 | 0 | 4 | 166,173 | 4 | 166,173 | 0 | 0 | 3 | 3,604 | 3 | 3,604 | 0 | 0 |
| 2010 | 16 | 55,477 | 16 | 55,477 | 0 | 0 | 5 | 36,935 | 5 | 36,935 | 0 | 0 | 11 | 18,542 | 11 | 18,542 | 0 | 0 |
| 2011 | 3 | 446,551 | 3 | 446,551 | 0 | 0 | 2 | 395,548 | 2 | 395,548 | 0 | 0 | 1 | 51,003 | 1 | 51,003 | 0 | 0 |
| 2012 | 18 | 1,136,314 | 16 | 1,087,433 | 2 | 48,881 | 12 | 1,009,340 | 12 | 1,009,340 | 0 | 0 | 6 | 126,974 | 4 | 78,093 | 2 | 48,881 |
| 2013 | 11 | 1,429,404 | 11 | 1,429,404 | 0 | 0 | 8 | 1,416,988 | 8 | 1,416,988 | 0 | 0 | 3 | 12,416 | 3 | 12,416 | 0 | 0 |
| 2014 | 13 | 368,720 | 11 | 322,942 | 2 | 45,778 | 5 | 288,945 | 5 | 288,945 | 0 | 0 | 8 | 79,775 | 6 | 33,997 | 2 | 45,778 |
| 2015 | 13 | 387,411 | 12 | 297,411 | 1 | 90,000 | 10 | 338,499 | 9 | 248,499 | 1 | 90,000 | 3 | 48,912 | 3 | 48,912 | 0 | 0 |
| 2016 | 12 | 335,982 | 9 | 307,300 | 3 | 28,682 | 7 | 307,037 | 7 | 307,037 | 0 | 0 | 5 | 28,945 | 2 | 263 | 3 | 28,682 |
| 2017 | 12 | 621,538 | 10 | 446,065 | 2 | 175,473 | 7 | 444,203 | 7 | 444,203 | 0 | 0 | 5 | 177,335 | 3 | 1,862 | 2 | 175,473 |
| 2018 | 10 | 63,328 | 9 | 57,010 | 1 | 6,318 | 7 | 53,100 | 7 | 53,100 | 0 | 0 | 3 | 10,228 | 2 | 3,910 | 1 | 6,318 |
| 2019 | 9 | 35,939 | 9 | 35,939 | 0 | 0 | 7 | 35,777 | 7 | 35,777 | 0 | 0 | 2 | 162 | 2 | 162 | 0 | 0 |
| 2020 | 14 | 69,722 | 12 | 67,974 | 2 | 1,748 | 8 | 29,648 | 8 | 29,648 | 0 | 0 | 6 | 40,074 | 4 | 38,326 | 2 | 1,748 |
| 2021 | 8 | 646,316 | 8 | 646,316 | 0 | 0 | 6 | 627,961 | 6 | 627,961 | 0 | 0 | 2 | 18,355 | 2 | 18,355 | 0 | 0 |
| 2022 | 17 | 333,080 | 14 | 156,016 | 3 | 177,064 | 6 | 232,332 | 5 | 59,095 | 1 | 173,237 | 11 | 100,748 | 9 | 96,921 | 2 | 3,827 |
| total | 254 | 16,516,489 | 235 | 14,049,139 | 19 | 2,467,350 | 152 | 15,554,233 | 148 | 13,399,249 | 4 | 2,154,984 | 102 | 962,256 | 87 | 649,890 | 15 | 312,366 |