


ANSWER KEY SHEET




AGES 4-7


ARRANGE SAFETY STEPS



COMPLETE THE SAFETY LESSON



CROSS WITH CARE




1. Stop at the corner.

2. Get off your bike.

3. Look left-right-left before crossing.

4. Walk your bike across the street.

COLOR THE SIGNS

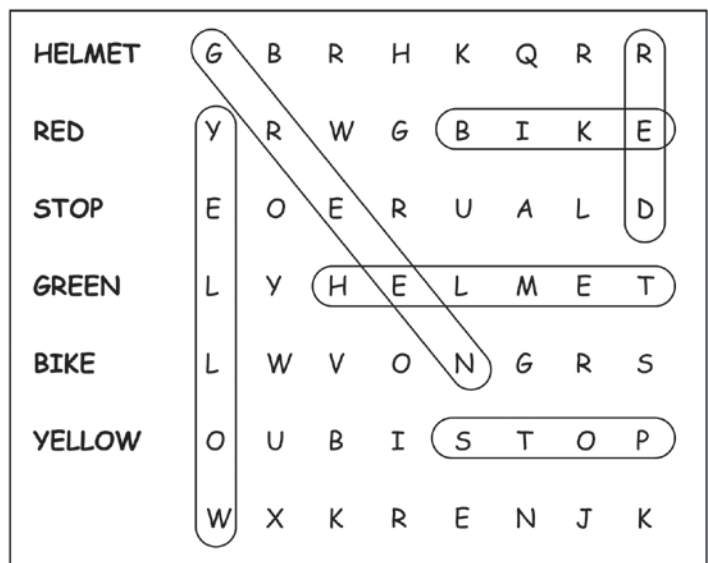


STOP
Come to a complete stop

BIKE SIGN
Bicycle crossing warning

GREEN SIGN
You can go

WORD FIND

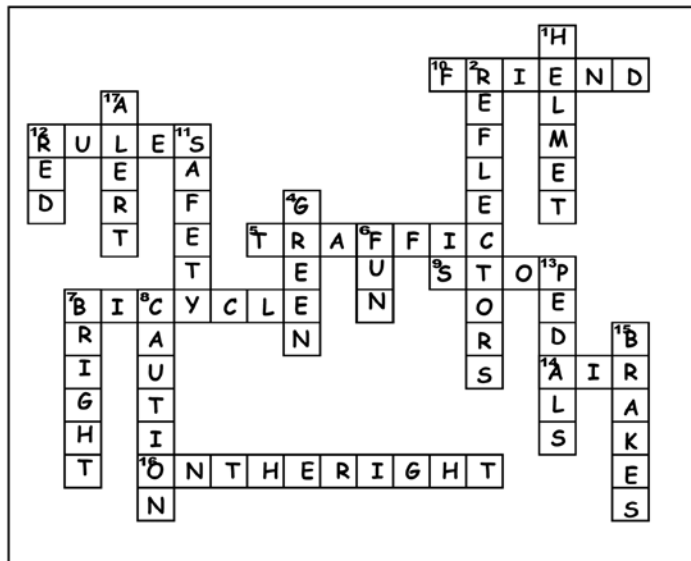


ANSWER KEY SHEET



AGES 8-11

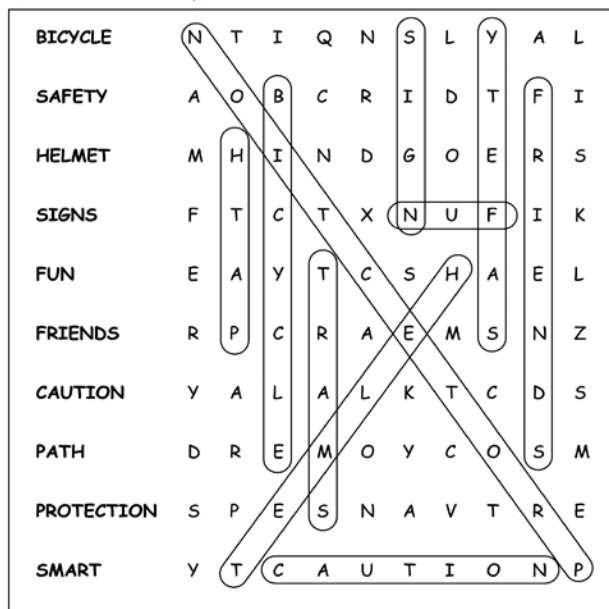
CROSSWORD PUZZLE



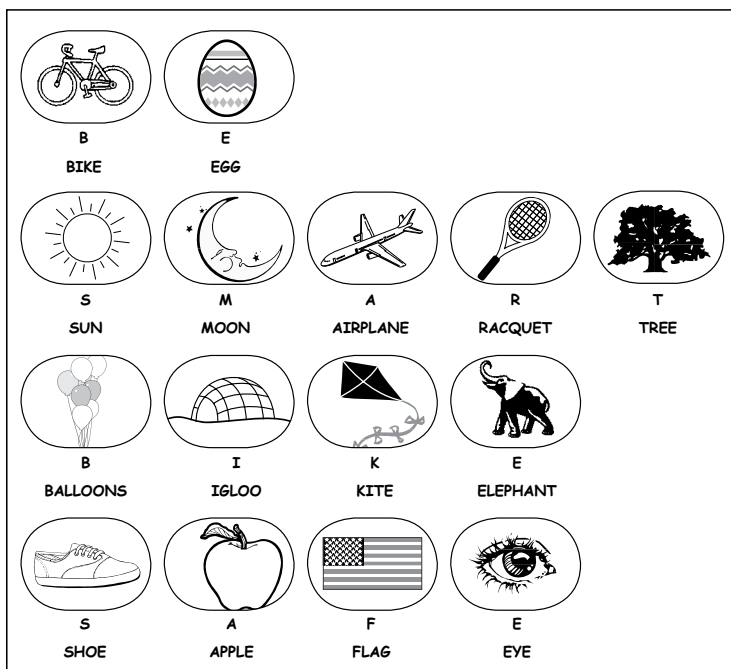
CLOSEST ROUTE

Jake and his parents are going on their bikes to get ice cream.
 How far is Jake's house from Isabel's house if they take the route through the park **2 miles**.
 How far is Jake's house from the ice cream parlor if they take the route by the river **1.2 miles**.
 How far is Isabel's house from the ice cream parlor **1 mile**.
 Which is the shortest route to the ice cream parlor if Jake and his parents must stop to get Isabel first **2 miles**. **Going by the river, picking up Isabel and then backtracking to the ice cream parlor.**

FIND THE WORD



FIND THE SAFETY MESSAGE



WORD SCRAMBLE

