

Commonwealth of the Northern Mariana Islands (CNMI)
DEPARTMENT OF PUBLIC SAFETY

Highway Safety
ANNUAL REPORT



Federal Fiscal Year
2020





COMMONWEALTH OF THE NORTHERN MARIANA ISLANDS
DEPARTMENT OF PUBLIC SAFETY
 Jose M. Sablan Building, Civic Center Susupe, P. O. Box 500791 Saipan, MP 96950
 Telephone: (670) 664-9001 Facsimile: (670) 664-9019



Ralph DLG. Torres
 Governor

Arnold I. Palacios
 Lieutenant Governor

Robert A. Guerrero
 Commissioner

December 07, 2020

Chris Murphy
 NHTSA Region 9 Administrator
 U.S. Dept. of Transportation
 National Highway Traffic Safety Administration
 John E. Moss Federal Building
 650 Capitol Mall, Suite 5-400
 Sacramento, CA 95814

Hafa Adai Mr. Murphy:

The CNMI Department of Public Safety hereby submits the Federal Fiscal Year 2020 Highway Safety Program Annual Report covering our performance, progress, and accomplishments.

The CNMI's goal year after year is to reduce and eliminate serious injuries and fatalities on our roadways and as such, we continue to focus on impaired driving, speeding, occupant protection and pedestrian safety. Even though our numbers are relatively low, one fatality is one too many.

The austerity measures that were in place in the CNMI due to the economic hardship caused by the 2018 super typhoon were lifted in December 2019, and soon thereafter in March 2020, a government shutdown was enforced due to the COVID-19 pandemic. This meant all government offices with the exception of Police, Fire and Public Health were closed through May. After the shutdown was lifted, close to a thousand government employees were placed on furlough status. Those employees that were not furloughed are currently on a 64 hour biweekly schedule. The CNMI continues to suffer economically immensely due to the COVID-19 pandemic which brought our tourism industry to a complete halt. Tourism is the main source of revenue in the CNMI.

Due to the pandemic, all off-island trainings and conferences were either cancelled or held virtually. The DPS HSO staff attended numerous webinars and virtual meetings held by GHSA and NHTSA.

"The Department of Public Safety is an equal opportunity provider and employer"

Trainings that were planned to be held on-island had to be cancelled for the remainder of the fiscal year as travel restrictions were placed which affected instructors from off-island as well as attendees from the islands of Tinian and Rota.

We know that public information, education, and outreach are critical roles along with enforcement activities to achieve our goals; however because schools were out, there were no school presentations or any other educational outreach activities within the community conducted due to the restriction of large public gatherings.

Some enforcement activities/projects identified in the FFY 2020 HSP were not performed due to manpower being diverted to assist with the quarantine & containment operations, COVID19 taskforce operations, and restriction of gatherings.

Airing of ads on radio & television, print and social media were however fully implemented for the NHTSA campaigns throughout the year.

As the CNMI began to ease up on restrictions, enforcement activities are slowly picking up.


The DPS Highway Patrol sections on all three islands conducted a total of (7) checkpoints and (8) saturation patrol activities for the *Click-It-Or-Ticket* campaign enforcement period from November 16-30, 2020.

For the *Holiday Season Impaired Driving* campaign, there are scheduled enforcement activities such as checkpoints and saturation patrols.

I would like to express my sincere appreciation to you, Regional Program Manager Rosalind Tianco and Deputy Administrator Karen Coyle for providing assistance to the DPS Highway Safety Office staff throughout the year.

From myself and the Department of Public Safety staff, I would like to wish you and your staff a very Merry Christmas and may this New Year be brighter for all of us.

Sincerely,



Robert A. Guerfero
Commissioner of Public Safety/
Governor's Highway Safety Representative

"The Department of Public Safety is an equal opportunity provider and employer"

Commonwealth of the Northern Mariana Islands

Department of Public Safety
Highway Safety Office

Year 2020

Highway Safety Program
Annual Report

Prepared For

National Highway Traffic Safety Administration
Region 9

By

Robert A. Guerrero
Commissioner of Public Safety
Governor's Highway Safety Representative

Ms. Margarita DLG. Camacho
Coordinator
Highway Safety Office

Table of Contents	Page
DPS Commissioner/Governor’s Representative (GR) Letter	1-2
Front Page (DPS/HSO Information)	3
Table of Contents	4
Annual Meetings, Conferences, Training & Development& Legislative Achievement	5
Commonly Reported Statistics	6
Core Performance Measures	7-10
Core Behavior Measure& Core Activity Measure	11
Core Performance & Target Chart	12
Enforcement/Crackdown and Mobilization	13-14
Respective Islands Highway Safety Annual Report DPS Saipan DPS Tinian DPS Rota	15-24 25-28 29-35
Emergency Medical Services Program	36
Paid Media	37-39
Traffic Records / Section 405C Highway Data Improvement Grant	40
Attitudinal Survey	41
Financial Section	
FY2020 NHTSA Financial Report	42-44
FY 2020 Financial Report: (Section 402) Funding, Expenditure and Carry-Over	45-47
FY 2020 Financial Report: (Section 405b & 405c) Funding, Expenditure and Carry Over	48-49
FY 2020Financial Report: (GTS Obligations vs Expenditure Report)	50-52

Due to the COVID 19 pandemic, all off-island trainings, conferences, and meetings were either cancelled or held virtually. DPS HSO staff attended numerous webinars and virtual meetings hosted by GHSA and NHTSA.



Legislative Achievement:

Laws Passed:

Distracted Driving

- In March 2020, the Governor signed into law “PL 21-17” to restrict the use of mobile electronic devices while driving vehicles”.

Bills Pending:

Vehicle Window Tint Regulation

- The Dept. of Public Safety Highway Safety Office with the DPS Highway Patrol Section Commander has been working with the legislature to pass a law for vehicle tinting regulation. Senate Bill 21-53 was authored and passed in the Senate on August 28, 2020. The bill was forwarded to the House, but due to this year being an election year, no movement has been made on the bill yet.

Pedestrian Safety

- House Bill 21-51 was introduced to establish an infraction provision for the pedestrians crossing a road, highway, or crosswalk while using a mobile electronic device. This bill has been forwarded to the Senate for review and public comments.

Speed

- House Bill 21-___ was introduced to establish the crime of excessive speeding. This bill is still with the House. Again, due it being an election year, this bill has not been entertained and no House Bill number assign.

**Summary of the CNMI's
Commonly Reported Statistics**

Data Elements (Year)	2015	2016	2017	2018	2019
No. of Vehicles Registered	20,621	21,898	22,285	22,275	21,974
Licensed Driver New & Renewal	6,906	7,604	7,592	6,881	7,898

Total Crashes	112	184	170	1,534	2032
Serious Injuries:	16	13	11	11	2
Fatalities	0	5	5	4	2
DUI Arrests	80	134	239	216	186
Alcohol-Impaired Fatalities	0	3	4	3	0
Alcohol- Involved Crashes	46	74	31	87	81

Yearly Seat Belt Survey Percentage Usage Rate

Data Element	2015	2016	2017	2018	2019	2020
Child Restraint % Usage Rate	64.52%	56.29%	64.53%	72.32%	80.42%	80.42%
Occupant Protection % Usage rate	95.58%	92.30%	92.23%	89.28%	93.23%	93.23%

Traffic Safety Core Performance Measures

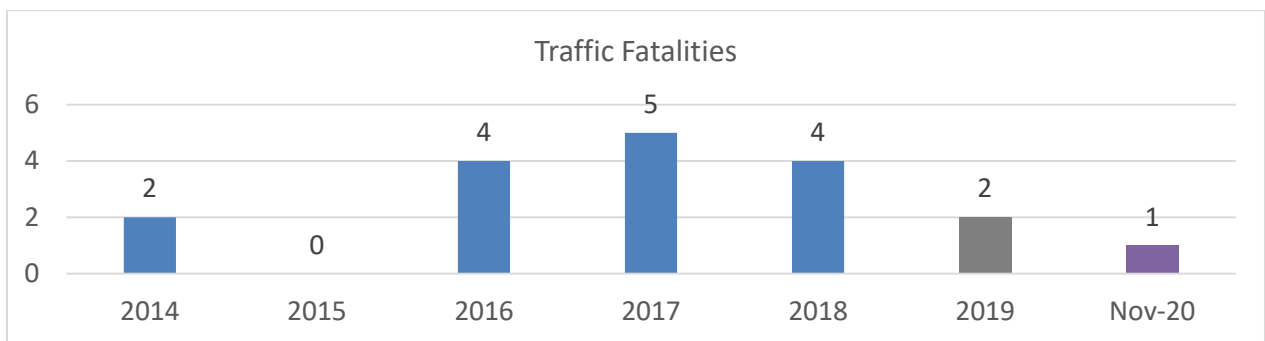
C-1 Traffic Fatalities:

The CNMI's goal is to decrease traffic fatalities from (3) using the five-year average baseline (2014-2018) to (2) using the five-year target average (2016-2020).

Result: Not Met

Based on preliminary five-year average (2015-2019) state data, there have been (3) traffic fatalities as of November 2020.

Countermeasure: The Highway Safety Office will continue to fund the Highway Patrol Sections to conduct public education and enforcement activities to reduce the number of traffic fatalities in the CNMI. Continuous focus will be on impaired driving, speed, occupant protection and pedestrian safety.

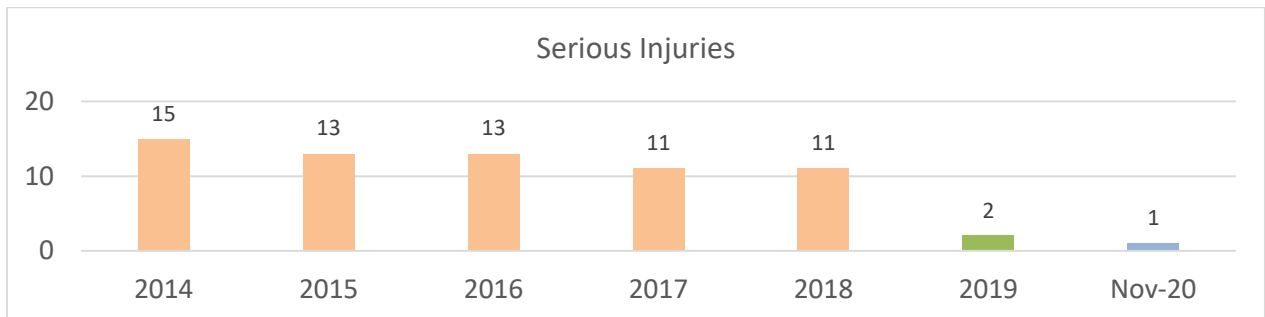


C-2 Serious Injuries:

To decrease serious traffic injuries from (12) using the five-year average baseline (2014-2018) to (10) using the five-year target average (2016-2020).

Result: In Progress

Based on preliminary five-year average (2015-2019) state data, there have been (10) serious injuries as of November 2020.



C-3 Fatalities / Vehicle Mile Travel (VMT):

Not Available

C-4 Unrestrained Passenger Vehicle Occupant Fatalities, all Seat Positions.

To maintain vehicle occupant fatalities in all seating positions at (0) using the five-year average baseline (2014-2018).

Result: In-Progress

Based on preliminary five-year average (2015-2019) state data, there has been (0) unrestrained passenger vehicle occupant fatalities as of November 2020.

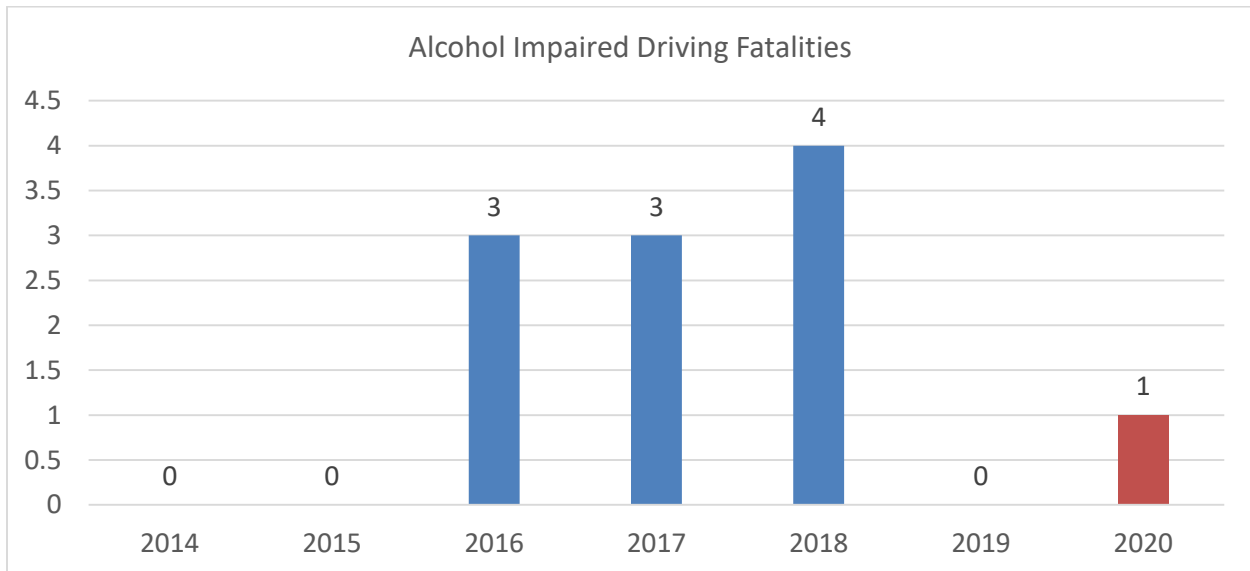
C-5 Alcohol-Impaired Driving Fatalities:

To decrease the number of alcohol-impaired driving fatalities from (2) using the five-year average baseline (2014-2018) to (1) using the five-year target average (2016-2020).

Result: Not Met

Based on preliminary five-year average (2015-2019) state data, there have been (2) alcohol-impaired related driving fatalities as of November 2020.

Countermeasure: The Highway Safety Office will continue to fund the Highway Patrol Sections to conduct public education and enforcement activities to reduce the number of alcohol-impaired fatalities such as more checkpoints and other HVEs.



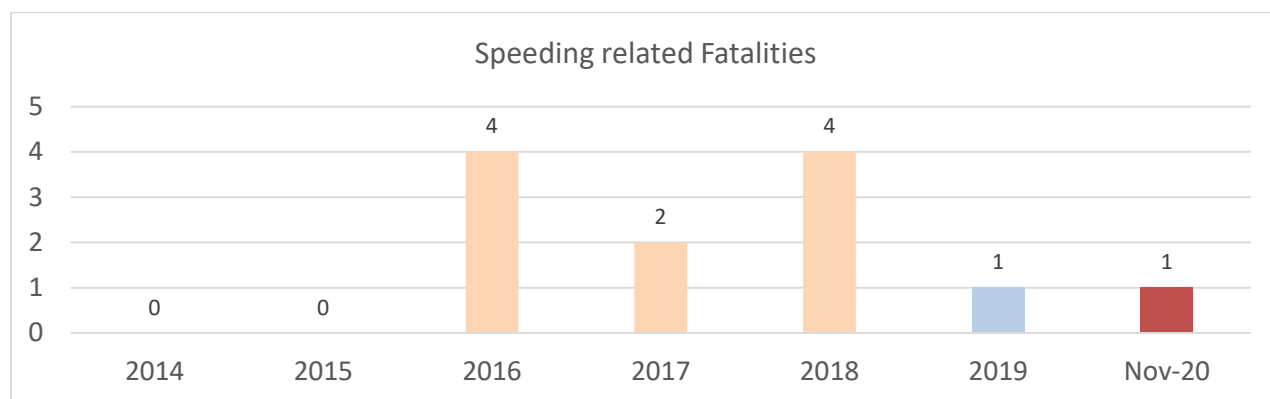
C-6 Speeding-related fatalities:

To decrease the number of speed related fatalities from (2) using the five-year average baseline (2014-2018) to (1) using the five-year target average (2016-2020).

Result: Not Met

Based on preliminary five-year average (2015-2019) state data, there have been (2) speed related fatality as of November 2020.

Countermeasure: The Highway Safety Office will continue to fund the Highway Patrol Sections to conduct public education and enforcement activities to reduce speed-related fatalities in the CNMI. Enforcement activities will include HVEs and covert operations on high speed prone areas.



C-7 Motorcycle Fatalities:

To maintain the number of motorcycle fatalities at (0) using the five-year average baseline (2014-2018).

Result: In-Progress

Based on preliminary five-year average (2015-2019) state data, there has been (0) motorcycle fatalities as of November 2020.

C-8 Un-helmeted Motorcycle Fatalities:

To maintain the number of un-helmeted motorcycle fatalities at (0) using the five-year average baseline (2014-2018).

Result: In-Progress

Based on preliminary five-year average (2015-2019) state data, there has been (0) un-helmeted motorcycle fatalities as of November 2020.

C-9 Drivers Age 20 or Younger Involved in Fatal Crashes:

To maintain the number of drivers age 20 or younger involved in fatal crashes at (0) using the five-year average baseline (2014-2018).

Result: In-Progress

Based on preliminary five-year average (2015-2019) state data, there has been (0) driver age 20 or younger involved in fatal crashes as of November 2020.

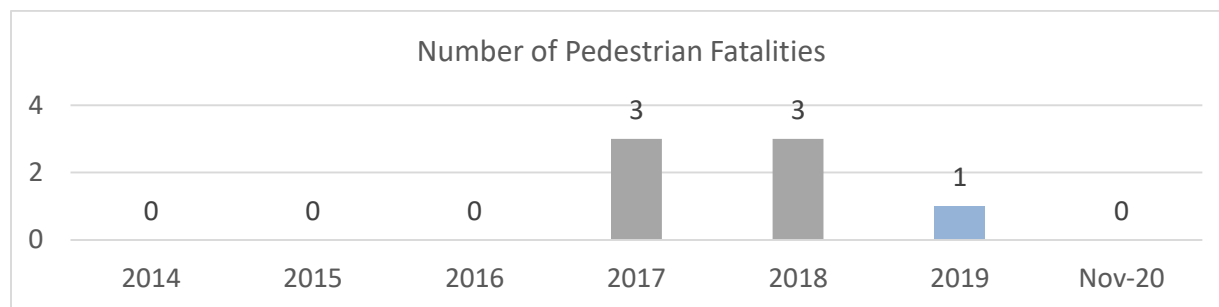
C-10 Pedestrian Fatalities:

To decrease the number of pedestrian fatalities from (1) using the five-year average baseline (2014-2018) to (0) using the five-year target average (2016-2020).

Result: Not Met

Based on preliminary five-year average (2015-2019) state data, there has been (1) pedestrian fatality as of November 2020.

Countermeasure: The Highway Safety Office along with the Highway Patrol Sections will continue to conduct public education about the danger of not using marked pedestrian crosswalks when crossing. HSO will also continue to work with lawmakers to pass a J-Walking law, as currently there is no law on J-Walking; and work with Dept. of Public Works (DPW) to repair existing crosswalks, and to install more throughout the island with proper lighting for better visibility.



C-11 Bicyclist Fatalities

To maintain the number of bicyclist fatalities at (0) using the five-year average baseline (2014-2018).

Result: In-Progress

Based on preliminary five-year average (2015-2019) state data, there has been (0) bicycle fatalities as of November 2020.

Core Behavior Measure:

B-1 Seat Belt Use Rate (Observed Seat Belt Use Survey)

Goal: The CNMI continues its effort to increase the seat belt use of front seat outboard occupant passenger.

Results:

In 2019, observed seat belt use survey indicated an increase of 4.64 percentage points from 89.28% in 2018 to 93.92%.

Child Restraint usage survey indicated an increase of 8.1 percentage points from 72.32% in 2018 to 80.42% in 2019.

Core Activity Measures

A-1 Seat Belt / Child Restraint Citations Issued:

	<u>2016</u>	<u>2017</u>	<u>2018</u>	<u>2019</u>	<u>2020</u>	
Seat Belts :	829	1198	887	1620	559	As of Nov. 2020
Child Restraint:	59	74	33	169	26	As of Nov. 2020

A-2 Impaired Driving Arrests:

<u>2016</u>	<u>2017</u>	<u>2018</u>	<u>2019</u>	<u>2020</u>	
134	239	216	186	168	As of Oct. 2020

A-3 Speeding Citations Issued:

<u>2016</u>	<u>2017</u>	<u>2018</u>	<u>2019</u>	<u>2020</u>	
904	917	765	738	659	As of Oct. 2020

Core Performance Measure Target Chart – FY2020 Annual Report

Performance Measure	Assessment of Results in Achieving Performance Targets for FY20 and FY19							
	FY 2020			FY 2019				
Target Period	Target Year(s)	Target Value FY20 HSP	Data Source*/ FY 20 Progress Results	On Track to Meet FY20 Target Y/N ** (in-progress)	Target Value FY19 HSP	Target Year(s)	Data Source/ FY19 Final Result	Met FY19 Target Y/N
C-1) Total Traffic Fatalities	5 year	2016-2020	2	2015 – 2019 State 3	Not Met	2	2015-2019 State 3	No
C-2) Serious Injuries in Traffic Crashes	5 year	2016-2020	10	2015 – 2019 State 12	In Progress	10	2015 – 2019 State 10	Yes
C-3) Fatalities/VMT	5 year	2016-2020	N/A	2015 – 2019 N/A	N/A	N/A	2015 – 2019 FARS	N/A
For each of the Performance Measures C-4 through C-11, the State should indicate the Target Period which they used in the FY20 HSP.								
C-4) Unrestrained Passenger Vehicle Occupant Fatalities, All Seat Positions	5 Year	2016-2020	0	2015-2019 State – 0	In Progress	0	2015-2019 State – 1	No
C-5) Alcohol-Impaired Driving Fatalities	5 Year	2016-2020	1	2015-2019 State – 2	Not Met	1	2015-2019 State – 2	No
C-6) Speeding-Related Fatalities	5 Year	2016-2020	1	2015-2019 State – 2	Not Met	0	2015-2019 State – 2	No
C-7) Motorcyclist Fatalities (FARS)	5 Year	2016-2020	0	2015-2019 State – 0	In Progress	0	2015-2019 State – 0	Yes
C-8) Un-helmeted Motorcyclist Fatalities	5 Year	2016-2020	0	2015-2019 State – 0	In Progress	0	2015-2019 State – 0	Yes
C-9) Drivers Age 20 or Younger Involved in Fatal Crashes	5 Year	2016-2020	0	2015-2019 State – 0	In Progress	0	2015-2019 State – 0	Yes
C-10) Pedestrian Fatalities	5 year	2016-2020	0	2015 – 2019 State - 1	Not Met	0	2015 – 2019 State - 1	No
C-11) Bicyclist Fatalities	5 year	2016-2020	0	2015 – 2019 State - 0	In Progress	0	2015 – 2019 State - 0	Yes
B-1) Observed Seat Belt Use for Passenger Vehicles: Front Seat Outboard Occupants (State Survey)	Annual	2020	95%	2020 state survey was waived due to COVID19.	Used 2019 survey result of 93.92%	95%	2019 State survey/ 93.92%	No

*States have the option of evaluating the target achievement with the most recent State or FARS data, not both, for all measures excluding C-1 – C-3. See Instructions for details.

**For FY20, if the response is No (N) for any performance measures, the SHSO is required to separately provide within the Annual Report a description of how the SHSO will adjust its upcoming (FY22) HSP to better meet the performance target(s).

November 30 -December 15, 2020 - Pre-Holiday Season & December 16 – January 01, 2021
Holiday Season Impaired Driving and Drug Impaired Driving.



**IF YOU FEEL DIFFERENT
YOU DRIVE DIFFERENT
DRIVE HIGH GET A DUI**



2020 MOBILIZATION CAMPAIGNS

HALLOWEEN: October 31, 2019 Impaired Driving: primary message “Buzzed Driving is Drunk Driving”. Media outlets were reached to spread the message via radio and television commercials.

PRE-HOLIDAY SEASON: November 29 – December 10, 2019 Impaired Driving: primary message “Buzzed Driving is Drunk Driving”. Media outlets were reached to spread the message via radio, television commercials and newspaper ads.

HOLIDAY SEASON: December 11, 2019 – January 1st, 2020 Impaired Driving: primary message “Drive Sober or Get Pulled Over”. Media outlets were reached to spread the message via radio, television commercials and newspaper ads, checkpoints were conducted on Saipan and Tinian.

SUPERBOWL LIV: February 2, 2020 Impaired Driving: primary message “Fans Don’t Let Fans Drive Drunk”. Media outlets were reached to spread the message via radio, television commercials and newspaper ads.

ST PATRICKS DAY: March 17, 2020 Impaired Driving: primary message “Buzzed Driving is Drunk Driving”. No ads were implemented due to COVID-19 shutdown.

NATIONAL DISTRACTED DRIVING AWARENESS MONTH April 16th -13th, 2020 primary message “U Drive, U Text, U Pay”. No ads were implemented due to COVID-19 shutdown.

MEMORIAL DAY WEEKEND: May 24th – May 31st, 2020 Click It or Ticket; Speed; Impaired Driving; Pedestrian and Bicycle Safety ads to spread awareness and continue to remind the general public that even though we are experiencing a pandemic we should continue to be vigilant out there on the roadways. Media outlets were reached to spread the message via radio, television commercials and newspaper ads.

FOURTH OF JULY: July 4th, 2020 Impaired Driving / Drug Impaired Driving: primary message “Drive Sober or Get Pulled Over” “Buzzed Driving is Drunk Driving” “If You Feel Different, You Drive Different”. Media outlets were reached to spread the message via radio, television commercials and newspaper ads.

NATIONAL ENFORCEMENT MOBILIZATION: August 19th, – September 7th, 2020 Impaired Driving: primary messages “Drive Sober or Get Pulled Over”; “Ride Sober or Get Pulled Over”; If You Feel

Different, You Drive Different”; “Drive High – Get a DUI”. Media outlets were reached to spread the message via radio and television commercials.

Respective islands (Saipan, Tinian and Rota) Highway Safety 2020 Annual Report

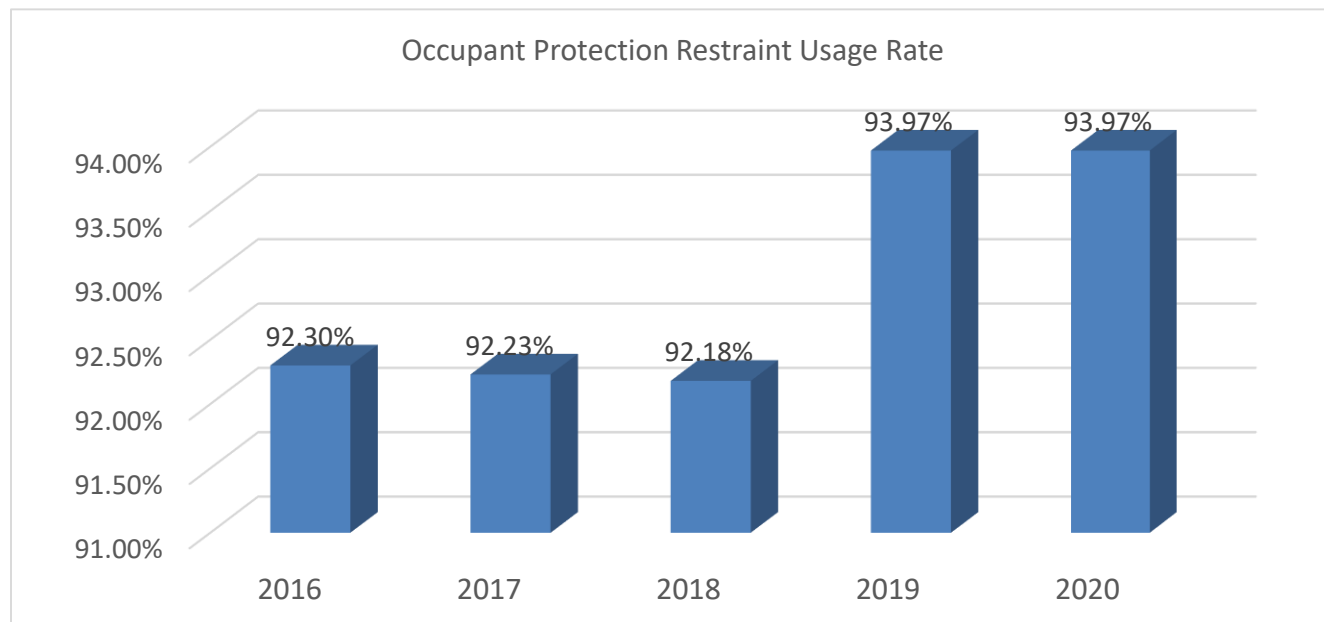
Island of Saipan Report...

On December 2019, the deadly coronavirus / COVID-19 spread globally creating a worldwide pandemic. In March 2020, the CNMI Governor declared a public health emergency as COVID-19 positive cases were found in the island of Saipan and immediately implemented lock down restrictions to all residents and businesses including the airlines. Therefore, due to this pandemic, all 2020 Highway Safety Projects were restricted.

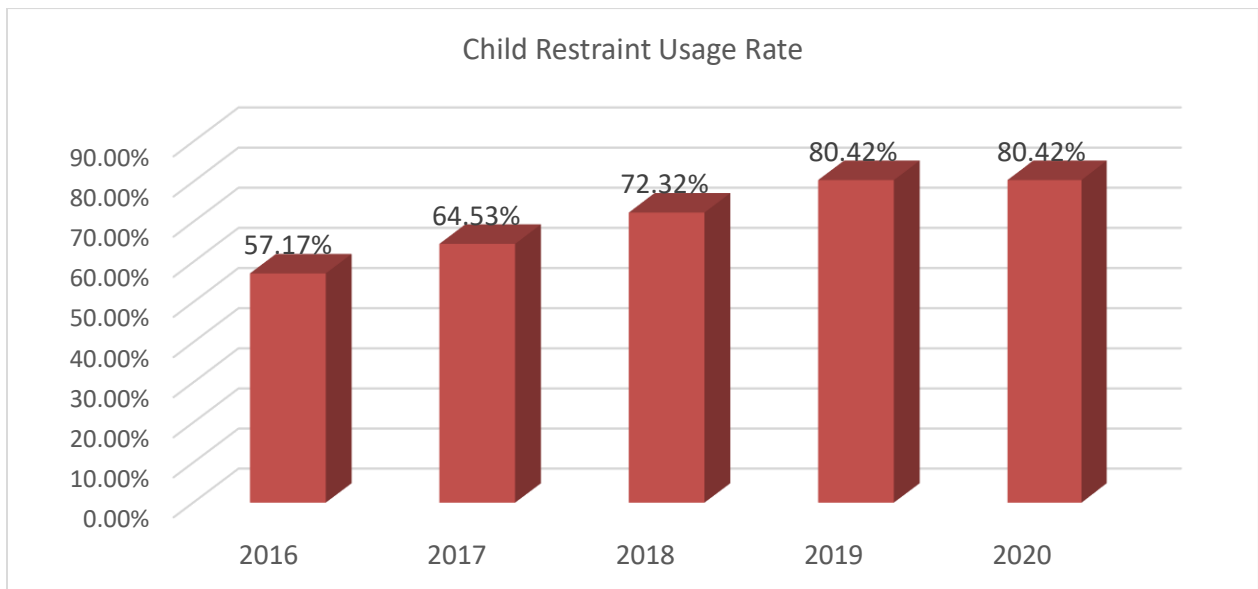
Occupant Protection/Child Restraint

With the ongoing worldwide pandemic crisis, the authorities from the Department of Public Safety-Saipan balanced out its enforcement and educational effort with conducting Occupant Protection and Child Restraint usage to keep the motorists safe while traveling on the highway. Furthermore, the Department of Public Safety-Saipan joined the national “Click It or Ticket” campaign on November 9-29, 2020. The Department of Public Safety-Saipan will be going full force with Paid Media and enforcement activities to remind the public about the importance of Occupant Protection system even during the pandemic.

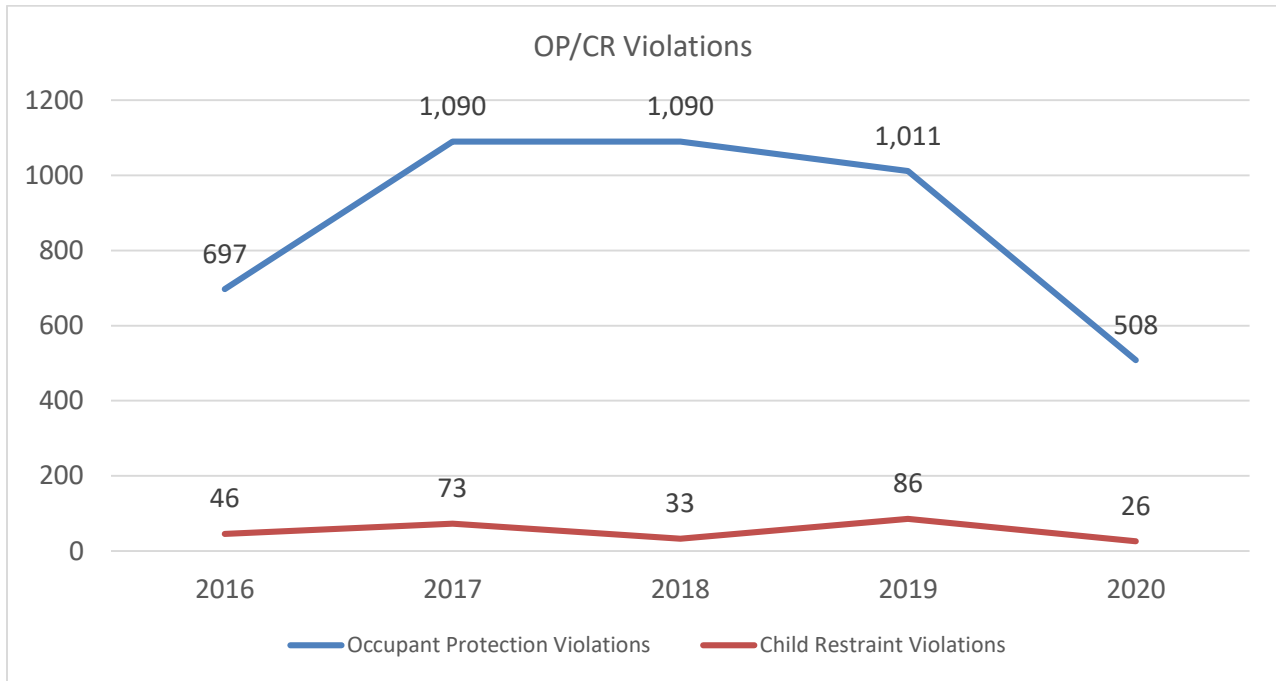
Due to the national pandemic crisis, the Department of Public Safety-Saipan was not able to conduct Occupant Protection or Child Restraint usage surveys for the year 2020. Therefore, we are using previous year’s data.



Re-Certification Class were conducted on March 08-09, 2020.



DPS-Saipan continues to conduct "Covert" enforcement, which is a very effective traffic law enforcement strategy aside from High Visibility Enforcement and Checkpoints. Covert enforcement consists of authorities making observation of violations inside unmarked rented vehicles then informing nearby authorities in marked vehicles to make a violator stop. People commonly tend to obey the law only when they see marked Police vehicles however our observations reveal otherwise.



In October and November 2020 CPST instructors Conrad Castro and Lt. Norris Kwon conducted Child Restraint vendor trainings.



In October and November 2020, trainings were conducted at participating car seat vendors to ensure that parents/caregivers purchasing car seats are provided the proper information on the different types of car seats that are available for the child's age, height, weight, and developmental level.

CNMI DPS along with Highway Safety Office continuously promote public awareness by advertising the "Click It or Ticket" and "Four Steps for Kids" campaign via local media outlets (radio, newspaper, magazines, flyers, television, billboards and Facebook).



Through our efforts, authorities were able to achieve and accomplish the following for its occupant protection and child restraint program for calendar year 2020 (January 1 thru October 31, 2020):

1. Highway Patrol Section issued 508 safety belt citations and 26 for child restraint violations.
2. Highway Patrol Section conducted 08 OP/CR Check-up events and Public Outreach at (8) Head Start Program locations.
3. Highway Patrol Section conducted 04 OP/CR Checkpoints for deterrence and enforcement purposes during the Click-It-Or-Ticket campaign period.



Officer/CPST Krislyn Butters-Cabaltica conducting a child restraint inspection and installation.

Police Traffic Services (PTS)

With the ongoing worldwide pandemic, DPS Highway Patrol authorities balanced out in enforcing traffic laws to keep all motorists safe and the CNMI Governor's health emergency directive to keep the community safe. Although strict pandemic directives were in place and enforced, essential workers needed to travel on the highways to get to and from work and home. Due to the strict pandemic rules in place, there were fewer vehicles seen on the highway

than usual. Due to the said reason, vehicles on the road were seen speeding and enforcement had to be conducted to keep our highways safe for all motorists.

Speed Enforcement

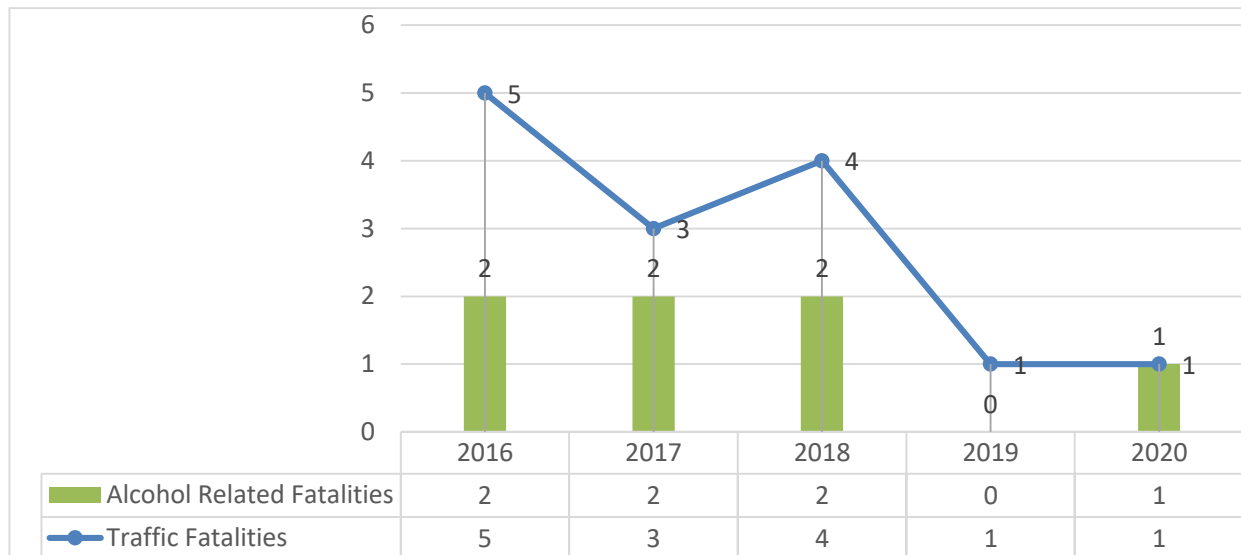
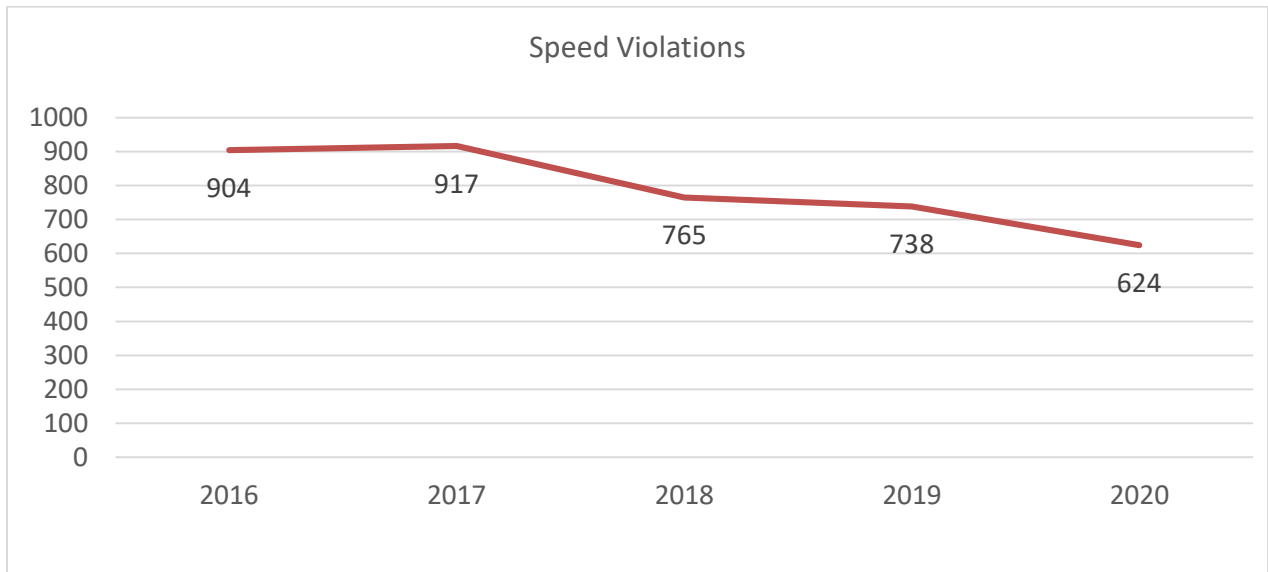
From January 1 thru October 31, 2020, DPS Saipan issued total of (624) speeding citations which are usually charged with additional violation(s). Authority also conducted numerous Speed Enforcement mobilizations while out on High Visibility Enforcement on our highways. However, we have not fully met the 2020 Highway Safety Project Agreement's Goals and Objectives which aimed:

1. To decrease fatalities in speeding-related crashes 33.33% from 3 during Fiscal Year 2018 to 2 by September 30, 2020.
2. To decrease injuries in speeding-related crashes 10% from 308 during Fiscal Year 2018 to 277 by September 30, 2020.
3. To increase the number of speeding citations 10% from 765 during Fiscal Year 2018 to 842 by September 30, 2020.
4. To decrease fatalities 25% from 4 during Fiscal Year 2018 to 3 by September 30, 2020.
5. To decrease traffic injuries 10% from 468 during Fiscal Year 468 to 421 by September 30, 2020.

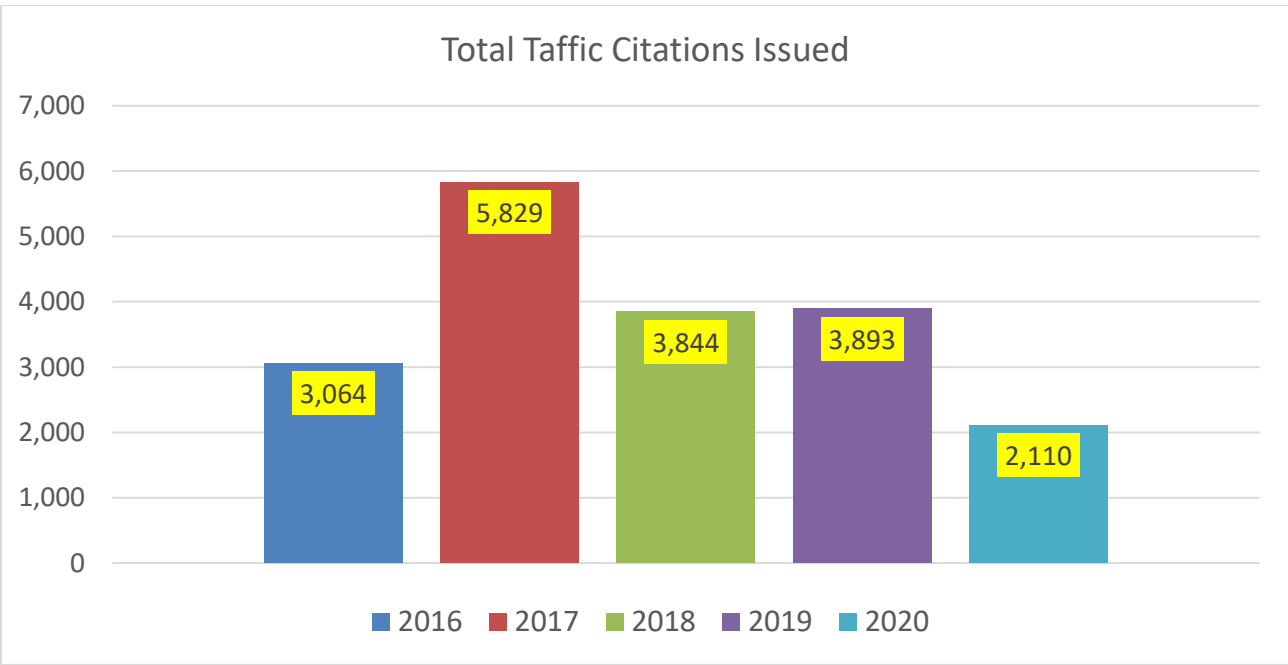


While speed is considered one of the main factors of most traffic crashes involving injuries and/or fatalities, DPS-Saipan conducts High Visibility Enforcement, wherein marked police vehicles are assigned to specific locations island-wide for high visibility traffic enforcement during rush hours utilizing speed detecting devices such as LTI 20/20.

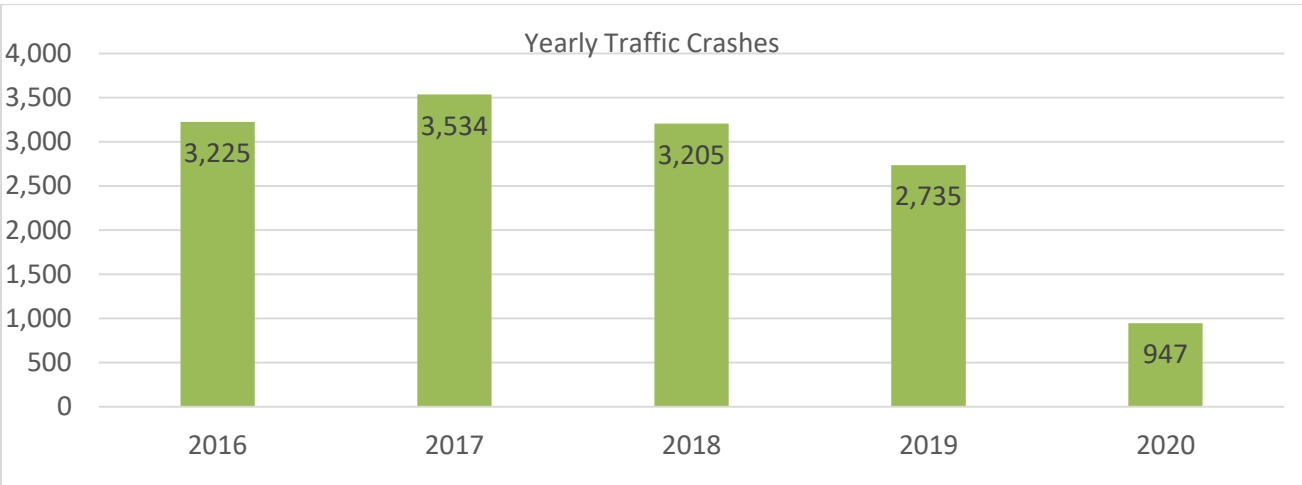
Other than High Visibility Enforcement, we had initiated Low Visibility-Covert Traffic Law Enforcement with unmarked rented vehicles to change and mix the old law enforcement strategies.



Reduction of traffic related fatal crashes on our highways continue to be a challenge. The DPS Saipan recorded one (1) traffic fatality in year 2020 as of October 31, 2020.



Based on our traffic citation records, Police Traffic Services issued total of (2,110) traffic citations in year 2020 (as of October 31) to motorists as compared to (3,893) citations in previous year 2019 and (3,844) citations in year 2018. These statistics shows that motorists continue to violate traffic laws therefore authorities continue performing their duties by enforcing the traffic laws to keep all motorists safe.



Through our efforts and with limited available resources and manpower, authorities were able to achieve and accomplish the following for its PTS program for the year 2020 as of October 31, 2020:

Provided (252) traffic escorts and directed (18) events requiring directing traffic on the main highways or roadways.

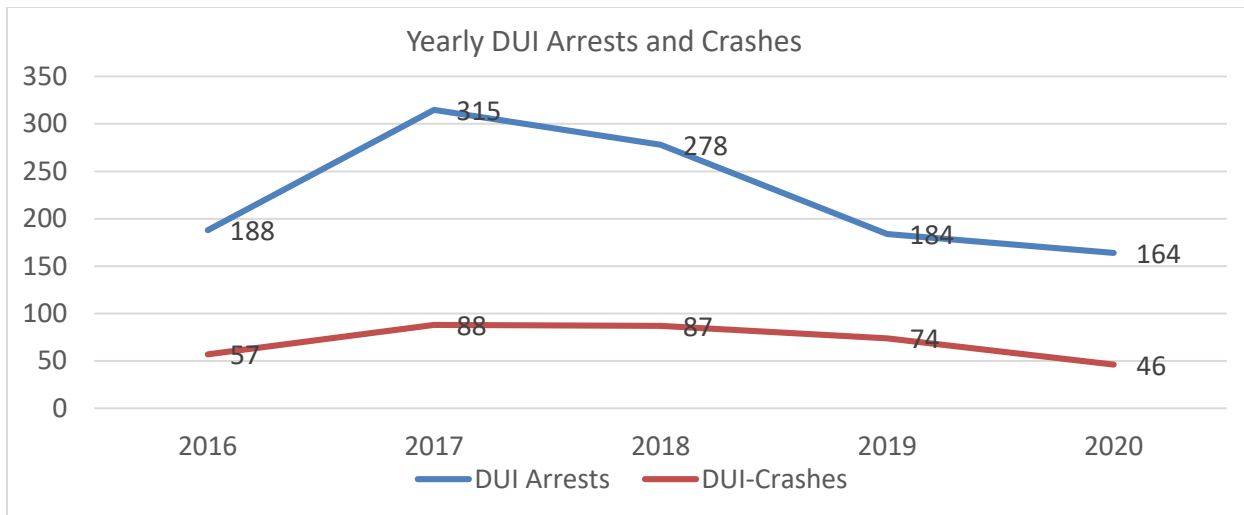
DPS Saipan Highway Patrol acquired (08) Law Enforcement Vehicles



Impaired Driving (Alcohol/Drugs)

The Department of Public Safety-Saipan continues to see impaired driving problems on its highways. During the 2019 4D campaign nine arrests have been made while conducting checkpoints. We do however; continue to implement aggressive impaired driving enforcements to deter operators from going behind the wheel while they are impaired. It has been a behavioral challenge but we continue to strive to reach the community and spread awareness to them.

When COVID-19 pandemic hit, the entire CNMI was on lock down that was mandated by our Governor. All non-essential government offices and businesses were closed and many employees lost their jobs. With families in dismay, some sought out to drinking. And with this came a challenging time as drunk drivers were caught during the bright daylight to early evening hours on our roadways.



The enforcement to combat impaired drivers continued throughout the pandemic and continues as the public is easing and letting their guards down. Although we did have 164 DUI arrests to date for the year, it is lower than our numbers from previous years. The alcohol related crashes also reported a drastic drop this year. However, officers continue their Hi-Visibility saturation patrol on the highways to assure safety for the entire community.

Once lock down was lifted in May, we decided to go all out and remind the general public through community awareness ads that we continue to strive for safety on our roadways.

We are currently in the planning process for the Holiday Season Impaired Driving Prevention Campaign (4D-Drunk, Drugged, Drowsy or Distracted driving). And with this pandemic, it might become challenging, but not impossible.

Distracted Driving

April 2020 being National Distracted Driving Awareness Month our office was unable to do any sort of public awareness due to the pandemic. It was during this time, that offices, both government and private were closed and only essential workers were allowed to work.

We did however, in May, once we were allowed to return to work, release ads via radio, newspaper and television commercial to remind the community of the safety when driving on our roadways and not be distracted while doing so.

And because it has been extended to October, we reached out to the community with ads via radio and television commercial for the Distracted Driving awareness scheduled from October 5 through October 12.

We had produced a video on Distracted Driving and localized it for our viewers to be aware of the dangers when driving on our roadways.

Pedestrian & Bicycle Safety

In October 2020, Pedestrian Safety Month, we sent out ads to the community via radio, newspaper, magazine and television commercial. We are also in the process of making a new localized video for both Pedestrian and Bicycle Ads. During this year, we had one reported serious injury.

The COVID-19 pandemic has made it very difficult to complete any of the events for our programs due to all the restrictions and laws they put in place in order to keep our community safe.

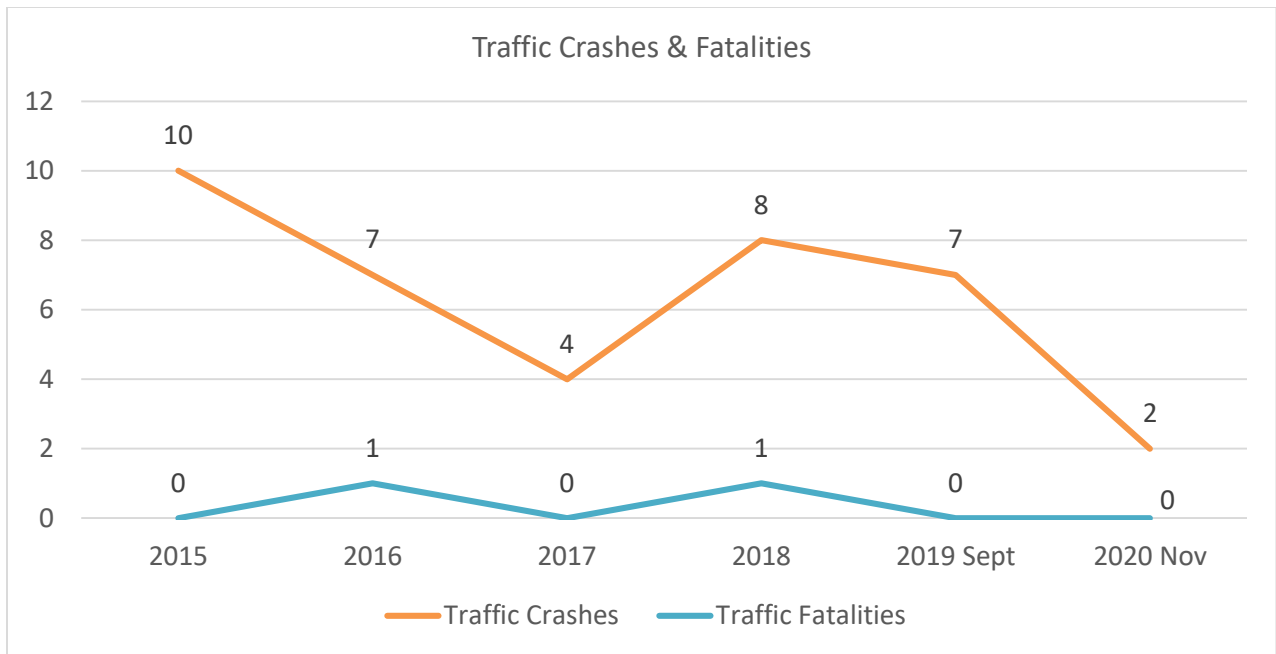
Island of Tinian Report...

The Tinian Department of Public Safety Highway Patrol and Patrol Sections continue to keep roads and highways safe for all motorized vehicles and pedestrians by continuing to educate the community, and also by ensuring that enforcement efforts are carried through to avoid serious crashes or fatalities.

The Tinian Highway Patrol section as with any other law enforcement was placed in a tough predicament this year because of the impact that the COVID-19 pandemic had caused. Due to the pandemic, Tinian Highway Patrol saw much less vehicles on the roads and highways as the community was following guidelines and staying home because of the curfew laws that were put in place. However, this section continues to stay vigilant of all traffic infractions that occur, and will continue to enforce and prevent serious crashes or fatalities.

The Tinian Highway Patrol section has participated and assisted in numerous community related activities such as the Pika Festival, the BAT Bike Race, etc. This section has also assisted in traffic escorts such as parades and motorcades. We currently have only (1) traffic vehicle that is in operation.

The Tinian Department of Public Safety Highway Patrol section's goal is to continue to serve the community by enforcing the traffic laws to ensure greater traffic safety for motorists, bicyclists and pedestrians alike.



Total traffic crashes: 2
 Fatality: 00

2020 DPS Tinian Highway Patrol conducting Child Restraint and Occupant Protection Checkpoints



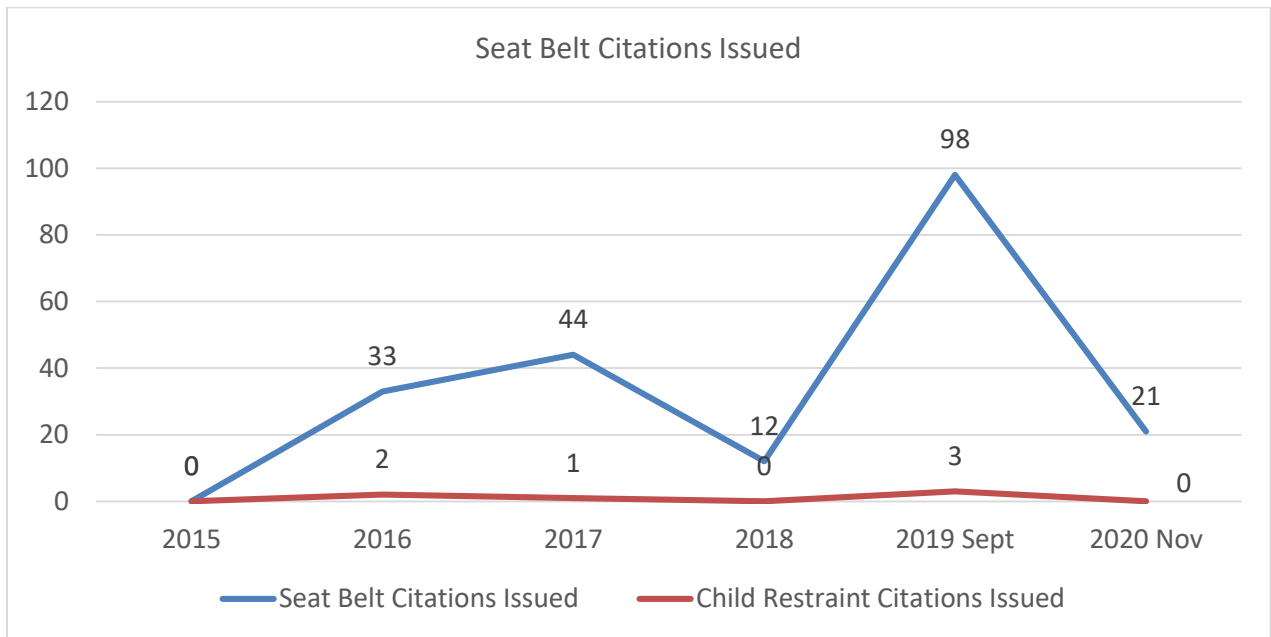
Total citations issued: 68
 Seatbelt violations: 21
 Car Seat violations: 00
 Tinian Highway Patrol Section issued (2) two car seat vouchers under the Child Restraint Purchase Assistance Program.

CHILD PASSENGER SAFETY WEEK (September 2020)

Due to COVID 19, the 2020 Child Passenger Safety Week planned activities were not performed.

CLICK IT or TICKET Mobilization November 09-29, 2020

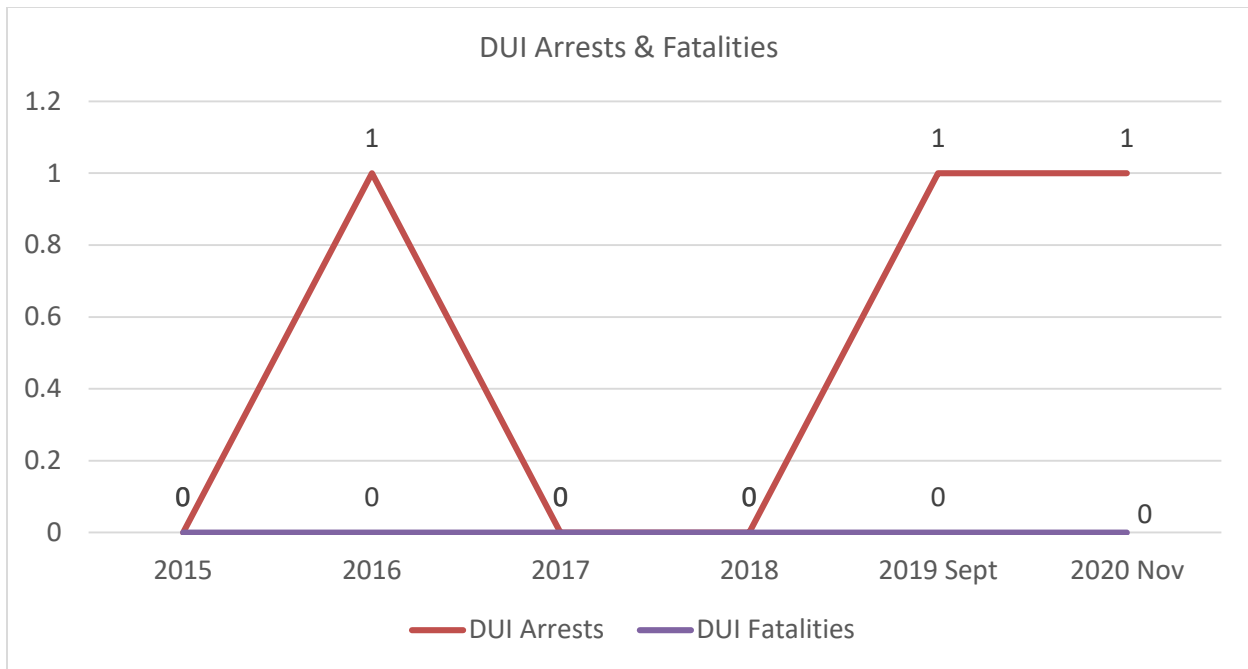
Two (2) checkpoints were scheduled, but due to bad weather (1) was cancelled and instead, (3) saturation patrol enforcements were conducted. There were a total of (6) citations issued during the campaign period.



Impaired Driving (Alcohol/Drugs)

FOURTH OF JULY IMPAIRED DRIVING (July 4, 2020)

Due to COVID-19 pandemic, most residents continued to stay home to comply with the curfew and social gathering restrictions. No events or activities were scheduled; however the Tinian HP continued with regular patrolling of the streets. No arrests were made.



BACK TO SCHOOL (August 2020)

Due to the COVID-19 pandemic all schools continue to be closed.

NATIONAL CRACKDOWN LABOR DAY WEEKEND (September 2020)

There were no mobilizations conducted.

HALLOWEEN

There were no mobilizations, however regular enforcement was conducted.

There were no citations issued on this day.

This section monitored traffic by placing cones in areas that were populated by trick or treaters as well as to reduce drivers from speeding.

TRAININGS

The Tinian Department of Public Safety Highway Patrol section personnel (POII Joseph Santos, POI Jacklynn U. Sanchez, and POI Phillip Cabrera) traveled to Saipan to attend the Highway Safety Plan/Project Agreement training conducted by HSO staff as all Tinian HP staff were newly assigned to the section.

Island of Rota Report....

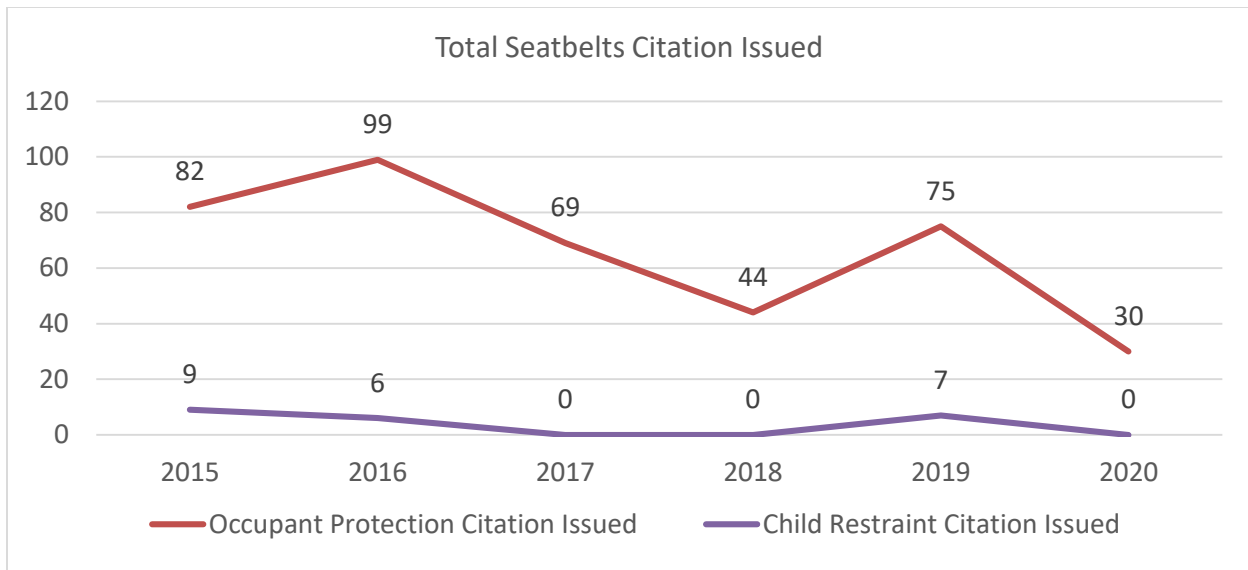
Late this year, Lieutenant Jarrod T. Manglona was assigned as the Acting Assistant Chief of Operations in charge of all sections within the department. Sgt. Tito Hocog II continues to head the Highway Patrol section as Commander. For the majority of the year the Highway Patrol Section has been manned by 5 sworn personnel to include the Highway Patrol Section Commander. These five personnel split responsibilities within the section in order to ensure that all programs are accomplished in the most effective and efficient manner. We are currently staffed by one Sergeant which oversees the entire section and the OP/CR program; one Police Officer II who is in charge of the Alcohol and Other Drug Countermeasures program; and three Police Officer I who are currently assigned to monitor the Pedestrian program and assist in Police Traffic Services.

The section has been operating with two police vehicles for the years with the anticipated arrival of a third. These are a 2014 Ford Explorer and a 2016 Toyota Tundra.

Additionally, the section also has two Kawasaki Vulcan 900cc motorcycles in our inventory. The section's checkpoint trailer which was procured with OP/CR funding has sustained damages from Typhoon Yutu and is slowly getting repaired back to working status. In order to accomplish its goals and objectives the section also utilizes officers from the Patrol, Criminal Investigation, and Boating Safety Sections for enforcement operations such as checkpoints and HVE's.

Occupant Protection/Child Restraint

This year came with a challenging objective to accomplish our goals with respect to this program. The COVID-19 pandemic has brought many challenges as to how we conduct our programs. Due to schools being shut down, presentations were not conducted. Although our efforts were minimal, we were still able to achieve and accomplish the following for Occupant Protection and Child Restraint program for the year 2020:



1. Issued 30 citations for Safety Belt violations
2. Recertified (1) Child Passenger Safety Instructor
3. Recertified (1) Child Passenger Safety Technician via online.

Highway Safety Plan Projects, Goals and Objectives:

1. Maintained unrestrained passenger vehicle occupant fatalities at 0.
2. Maintained unrestrained passenger vehicle occupant fatalities to 0.
3. We were able to decrease the seatbelt citations by 5%.
4. We were not able to conduct a total of 4 educational contacts at schools during the school year as schools were shut down.
5. We were unable to conduct saturation patrols in May 2020.
6. We were unable to conduct OP/CR checkpoints in May.
7. In September 2020 we were unable to conduct National Seat check Saturday.
8. We were unable to send 1 CPS technician to Kids in Motion Conference due to flight restrictions of the pandemic.
9. We were able to recertify 1 CPS technician via online renewal course.
10. We were able to recertify 1 CPS instructor via online renewal course.
11. We received (1) CPS simulator training seat.
12. We were unable to conduct safety belt survey on the year 2020.

CLICK IT OR TICKET MOBILIZATION:

May 2020 we were unable to hold a Proclamation signing for CIOT due to COVID-19 pandemic restrictions. Highway Patrol section was unable to conduct any checkpoints or saturation patrol as part of the Click It or Ticket mobilization enforcement.

CHILD PASSENGER SAFETY WEEK:

During the Child Passenger Safety Week, the Highway Patrol Section was unable to conduct educational presentations on the island. We were also unable to conduct National Seat check Saturday physically but we had invited the community to inquire via Whatsapp video calls to assist them in step by step guide to properly install child restraint seats.

TRAFFIC CRASHES/FATALITIES:

Traffic crashes continue to occur despite the island's small size. However, it should be worth noting that most of the traffic crashes that occur are single-car crashes. Our statistics and surveys show that most of the traffic crashes generally occur in problem areas. These areas are problematic due to roadway design and engineering. Additionally, the roadway is in desperate need of re-surfacing. Numerous surveys have been conducted throughout the years to address these problems at these areas but efforts have failed due to financial constraints on the Department of Public Works who are responsible for roadway repair.

In 2020, the Highway Patrol responded to two (02) traffic crashes thus far. Both were single-car collisions with objects. With the COVID-19 pandemic and the governor's executive orders in place, we were able to see a low movement of traffic that contributed to the low number of reported crashes.

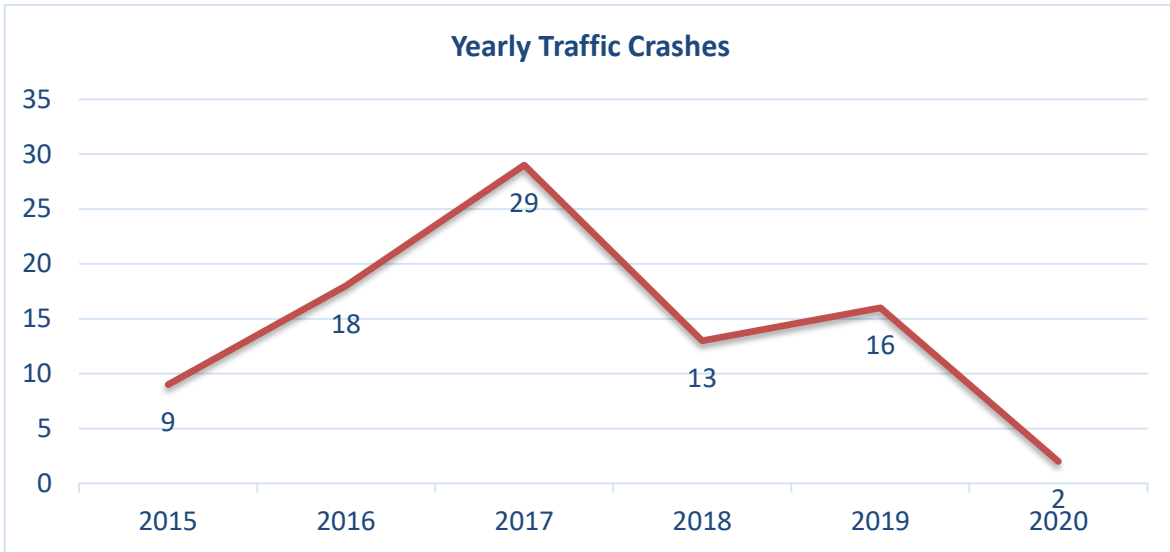
Police Traffic Services

The goal of the Highway Patrol Section's Police Traffic Services program is to improve efficiency in the investigations of fatal or near-fatal crashes as well as enforce traffic laws on our highways and roadways by way of professional training and equipment acquisition designed to enhance and accomplish specified PTS tasks.

With assistance from the Highway Safety Office, the Rota Highway Patrol has continued its efforts in achieving national goals by reinforcing its programs.

Although we understand the time that we are all in, dealing with the COVID-19 pandemic and adjusting to what we are calling our new normal, we continue to be hopeful in the coming months for opportunities to arise. Through our efforts we were able to accomplish the following for Police Traffic Services in 2020:

1. Maintained the number of traffic crashes with serious injuries at Zero for the year
2. Maintained the number of speed-related traffic crashes with serious injuries at zero for the year.

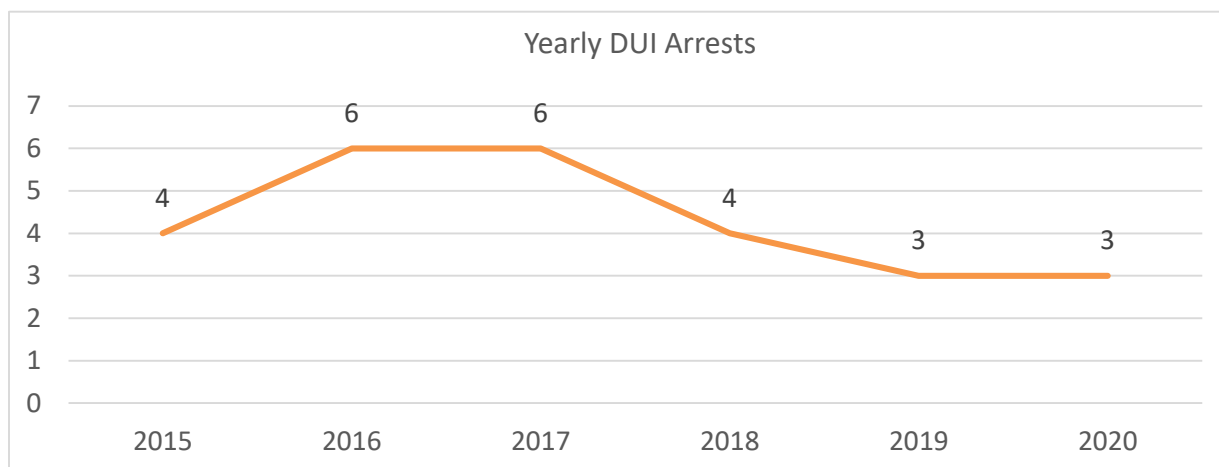


Highway Safety Plan Projects, Goals and Objectives:

1. Maintained fatalities in speeding-related crashes at 0.
2. Maintained injuries in speeding-related crashes to 0.
3. Maintained traffic fatalities at 0.
4. In October we were unable to conduct saturation patrols.
5. We were unable to conduct educational contacts throughout the year focused on speed, traffic crashes and pedestrian safety.
6. We were unable to send officers to attend an "At-scene traffic crash/homicide Investigation course as the training was cancelled.

Impaired Driving (Alcohol/Drugs)

The Rota Highway Patrol had recorded (1) DUI related arrest and (0) on alcohol related crashes. Factors are the executive orders placing a curfew on residents. This reduced the number of motorists traveling on the roadways altogether which lessened the chances of driving while under the influence.



Highway Safety Plan Projects, Goals and Objectives:

1. Due to damages on our checkpoint trailer from Super Typhoon Yutu, we were unable to conduct any checkpoints from October 2019 to October 2020.
2. Conducted 09 saturation patrols from October 2019 to January 2020.
3. We conducted 1 educational contact at a local school in December 2019
4. DUI/SFST training was not conducted due to flight restrictions for our incoming instructor.
5. We were unable to send officers for A.R.I.D.E. certification training as training was cancelled.
6. We were unable to send officers to Lifesavers National Conference due to travel restrictions.

CHECKPOINT:

Checkpoints continue to serve as an effective tool for deterrence and detection of certain violations. We are hopeful to procure a checkpoint trailer in order to conduct an adequate amount of checkpoints during our mobilizations to ensure that we meet our objectives as stated in the Highway Safety Plan.

NATIONAL IMPAIRED DRIVING ENFORCEMENT CRACKDOWN:

On September 2020 due to the damaged trailer, we were unable to perform night checkpoints as initially scheduled in our plan.

PRE-HOLIDAY SEASON & HOLIDAY SEASON:

The Highway Patrol Section has scheduled numerous events for this year's campaign. We have scheduled two daytime checkpoint operations as well as Saturation Patrol.

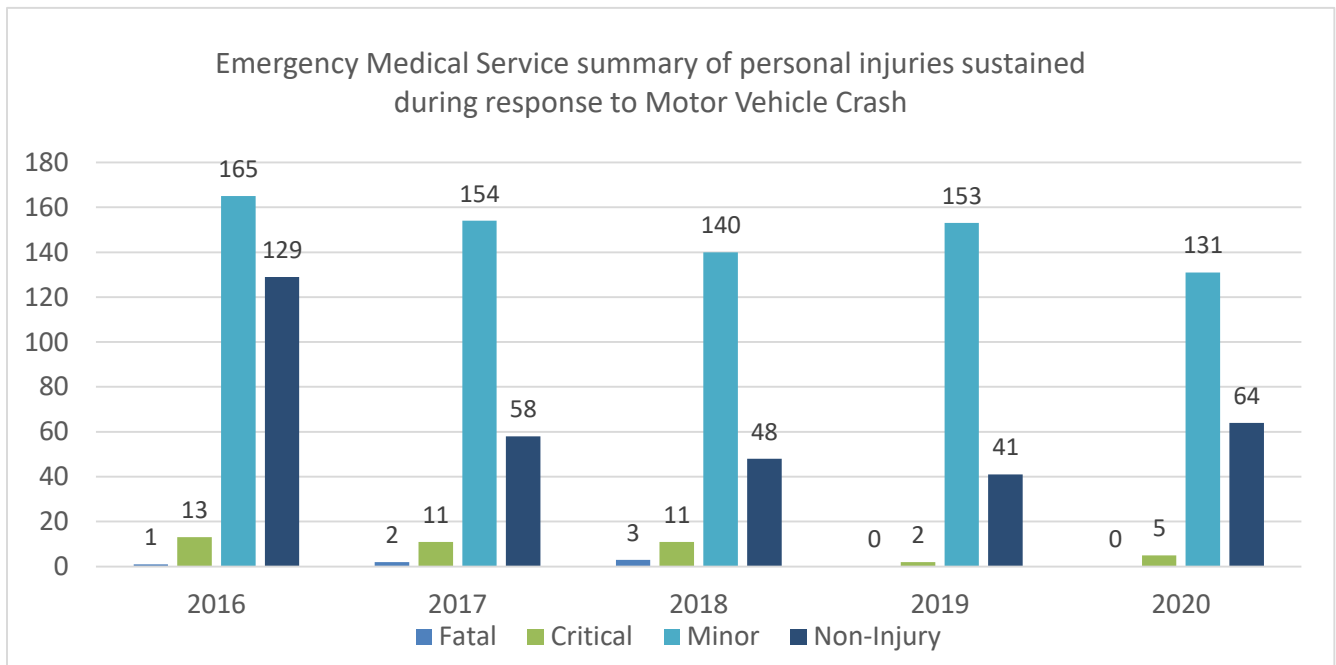
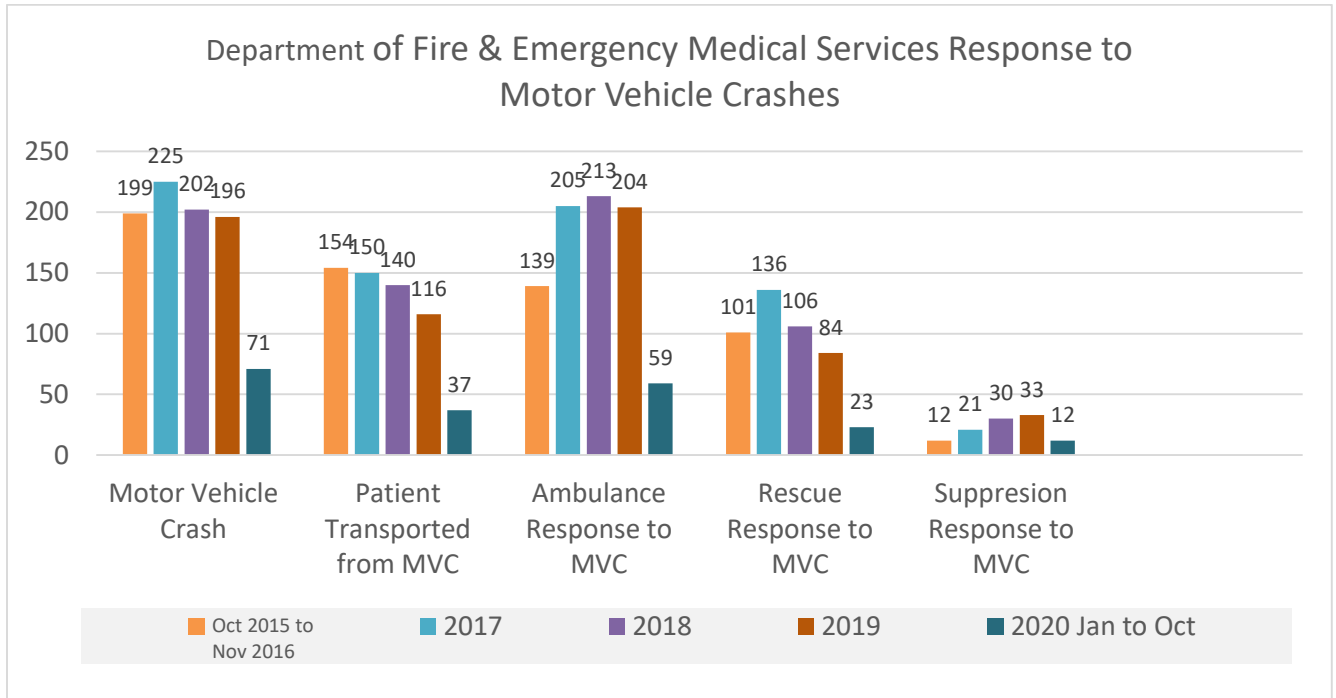
Through our efforts we were able to accomplish the following for Impaired Driving (Alcohol & Drug) in October, November and December 2019.

1. In December 2019, we conducted (9) High Visibility Enforcement Operations
2. Conducted (1) presentation on Impaired Driving in December 2019.
3. Recorded (1) Impaired Driving arrest in December 2019

Highway Safety Plan Projects, Goals and Objectives:

1. We were unable to conduct any checkpoints from October 2019 to October 2020.
2. Conducted (9) saturation patrols from October 2019 to January 2020.
3. We conducted (1) educational contact at a local school December 2019.
4. DUI/SFST training was not conducted due flight restriction for our incoming instructor.
5. We were unable to send officers for A.R.I.D.E. certification training due to COVID-19 pandemic travel restrictions.
6. We were unable to send officers to annual Lifesavers National Conference due cancellation.

2020 Department of Fire & Emergency Medical Services Response to Motor Vehicle Crashes



Paid Media

Due to the Covid-19 Pandemic, the CNMI Department of Public Safety continues to utilize public and private media maximizing usage as our major communication outlets in providing public information and educational outreach through print media such as local newspapers, local magazines, church bulletins; production and airing of ads on various radio stations, television and social media on child restraint, seat belts, impaired driving. Also included are distribution of highway safety messages on posters, flyers and brochures.

Fiscal Year 2018 PAID MEDIA CAMPAIGN (October 1, 2019 – September 30, 2020)

Campaign	Fund	Budget	Results/Impressions
Halloween Impaired Driving Ads (October 31, 2019)	402	\$2,345.00	Radio 162 spots Newspapers 4,500 print ads Over 1.3 Million online views and 10,000 Facebook followers
Thanksgiving Click It or Ticket Ads (November 28, 2019)	405b	\$650.00	3,000 print ads Over 350,000 online views and 10,000 Facebook followers
4D Impaired Driving November 29, -December 31, 2019.	402	\$4,265.50	Radio & TV 531 90 Theater Ads 18,000 Print Ads (Newspapers / Magazines) Over 488,000 online impression and over 10,000 Facebook followers
Super Bowl LII Impaired Driving	402	\$200.00	2,000 Print Ads Over 300,000 online viewers / audience Over 10,000 Facebook followers
IT&E Yellow Page Ink Impaired Driving, Occupant Protection & 4Steps for Kids Ads	402	\$2,500.00	3,000 Print Ads Over 1.5 Million Views
IT&E Yellow Page Ink Smarter Pedestrian Ads	402	\$1,250.00	3,000 Print Ads Over 1.5 Online viewers

Memorial Day Public Awareness Ads (Click It or Ticket, Impaired Driving, Pedestrian & Bicycle Safety) May 22-31, 2020	405b	\$3,730.00	Radio & TV 352 spots Over 1.5 Million online viewers / audience and 10,000 Facebook followers
Impaired Driving 4th of July	402	\$2,212.62	Radio & TV 174 spots 6,000 Print Ads Over 2.5 Million viewers / audience and 10,000 Facebook followers
Distracted Driving (PL 21-17) Community Awareness Ads July 31-Sept 03, 2020	402	\$3,450.00	Radio & TV 500 spots Over 3.5 Million online viewers / audience and 10,000 Facebook followers
Drive Sober or Get Pulled Over National Enforcement Labor Day (September 04-07, 2020)	402	\$1,300.00	Radio & TV 182 spots Over 400,000 online viewer / audience and 10,000 Facebook followers
Child Passenger Safety Week, National Seat Check Saturday (September 20-26, 2020)	405b	\$3,963.50	Radio &TV 311 spots 21,000 print ads (Newspaper / Magazine) Over 2.5 Million online viewers / audience and 10,000 Facebook followers.

Birth 1 2 3 4 5 6 7 8 9 10 11 12 13

Rear-Facing Car Seat

Forward-Facing Car Seat

Booster Seat

Seat Belt



Facts About DROWSY DRIVING

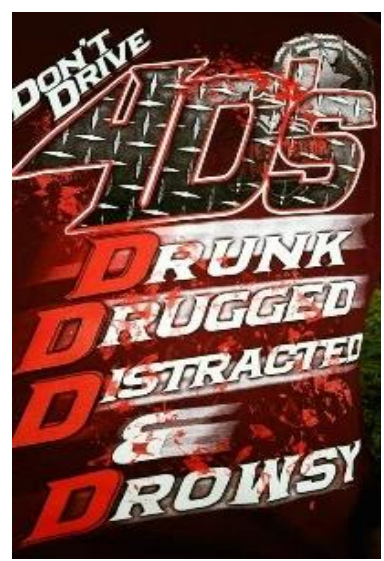
<p>ADULTS AGES 18-29 are much more likely to drive while drowsy compared to other age-groups!</p>	<p>MEN are more likely than women to drive while drowsy! (56% vs 45%)</p>	<p>SLEEP DEPRIVATION increases the risk of a sleep-related crash! The more you sleep, the better you drive.</p>	<p>People tend to fall asleep while driving on HIGH SPEED, LONG, OR RURAL HIGHWAYS.</p>	<p>NEARLY 1/4 of adults in the US say they know someone personally who has fallen asleep at the wheel.</p>
--	--	--	--	---

Visit sleepfoundation.org/drowsy-driving for more information.
#Awake2Drive

DRIVE SOBER OR GET PULLED OVER

Call 287-7433(RIDE) or 483-7433(RIDE) FOR A DESIGNATED DRIVER

Fridays & Saturdays: 10:00PM-5:00AM • Sundays: 2:00PM-6:00PM



**IF YOU FEEL DIFFERENT
 YOU DRIVE DIFFERENT
 DRIVE HIGH GET A DUI**

Traffic Records (HSO)

A Traffic Records Data Technician is responsible for collecting, compiling, inputting and reporting of traffic crash data, traffic citations, DUI or Alcohol related citations (to include violations, driver bio, age, ethnicity, location, roadway condition, weather condition) etc.

Section 405C: Highway Data Improvement Grant

HSO continues to contract Ledge Light Technologies (LLT) for the following projects:

System Maintenance & Support

In 2020, LLT continued to provide support and maintenance of the Island-wide Traffic Safety Information System (ITSIS) to improve the usability and functionality of the systems. LLT continues to maintain and provide upgrade as necessary for the Electronic Crash Reporting System (E-Citation System), Report Amendment & Modification Program, JustWare Application Program Interface, and the Online System for Crash Analysis and Reporting (OSCAR).

Traffic Records Strategic Plan Update/FY2021 Grant Application

LLT provides leadership and administrative support to the CNMI Department of Public Safety, Highway Safety Office (HSO) and the Traffic Records Coordinating Committee (TRCC) to successfully update the territory's Traffic Records Strategic Plan based on the recommendations and outcome of the NHTSA Traffic Records Assessment and the TRCC inputs. LLT developed the FY2021 Section 405c Grant Application, provided guidance in project selection, performance measures, analysis and reporting to NHTSA.

E-Citation Training with DPS (IT) and Highway Patrol Enforcement personnel



2020 Attitudinal Survey for Seat Belts, Speed and Alcohol

On previous years **ATTITUDINAL SURVEY** results were included on the Highway Safety Annual Reports.

These survey forms were distributed at various agencies to be given to clients, students, etc. The survey results will be utilized as identification of highway safety concerns from the community. It identifies what areas the department should focus more on enforcement and education, based on responses indicating their knowledge of highway safety laws affecting their behavior on the highways.

Due to COVID19, the agencies have been operating on very limited time and face-to-face contacts, and most are working remotely, therefore distribution of the surveys was not possible.

Therefore, there is no survey report for this year.

Highway Safety Programs Funding

Section 402, 405b & 405c

FY20 Obligated Total Expended Carry-Over to FY2021
&
GTS Report FY2020 FINAL (Obligations vs Expenditures)

The following Charts/Graphs represent FY20 Total Obligation, Expended, and Carry-Over to Fiscal Year 2021.

Financial Report as of Nov. 30, 2020

<u>Program</u>	<u>Obligated</u>	<u>Expended</u>	<u>Carry-over to FFY2021</u>
Planning & Administration	\$128,561.34	\$(82,497.45)	\$(46,063.89)
Occupant Protection			
OP - HSO	\$79,026.80	\$(47,945.02)	\$(31,081.78)
OP- Saipan	\$60,055.21	\$(19,920.01)	\$(40,135.20)
OP- Rota	\$58,273.90	\$(5,090.00)	\$(53,183.90)
OP- Tinian	\$29,297.20	\$(4,665.80)	\$(24,631.40)
Total OP	\$226,653.11	\$(77,620.83)	\$(149,032.28)
Police Traffic Services			
PTS -HSO	\$76,519.93	\$(20,013.41)	\$(56,506.52)
PTS- Saipan	\$360,762.04	\$(207,729.02)	\$(153,033.02)
PTS- Rota	\$91,201.75	\$(45,453.38)	\$(45,748.37)
PTS- Tinian	\$42,632.67	\$(17,470.30)	\$(25,162.37)
Total PTS	\$571,116.39	\$(290,666.11)	\$(280,450.28)
Impaired Driving -AI & Drugs			
ID-HSO	\$79,317.36	\$(41,837.56)	\$(37,479.80)
ID- Saipan	\$225,512.99	\$(96,196.77)	\$(129,316.22)
ID- Rota	\$47,221.66	\$(5,289.03)	\$(41,932.63)
ID- Tinian	\$21,740.00	\$(11,369.00)	\$(10,371.00)
Total ID	\$373,792.01	\$(154,692.36)	\$(219,099.65)
Traffic Records			
TR - HSO	\$57,374.63	\$(28,086.27)	\$(29,288.36)
TR - Saipan	\$27,725.08	\$(27,175.08)	\$(550.00)
Total TR	\$85,099.71	\$(55,261.35)	\$(29,838.36)
Emergency Medical Services	\$59,001.48	\$0.00	\$(59,011.48)
Pedestrian & Bicycle Safety	\$26,089.97	\$(2,121.70)	\$(23,968.27)

Speed Enforcement	\$8,008.00	\$0.00	\$(8,008.00)
Paid Media	\$43,528.68	\$(34,011.12)	\$(9,517.56)
Total Section 402	\$1,521,850.69	\$(696,870.92)	\$(824,979.77)

Program

Section 405(b) OP

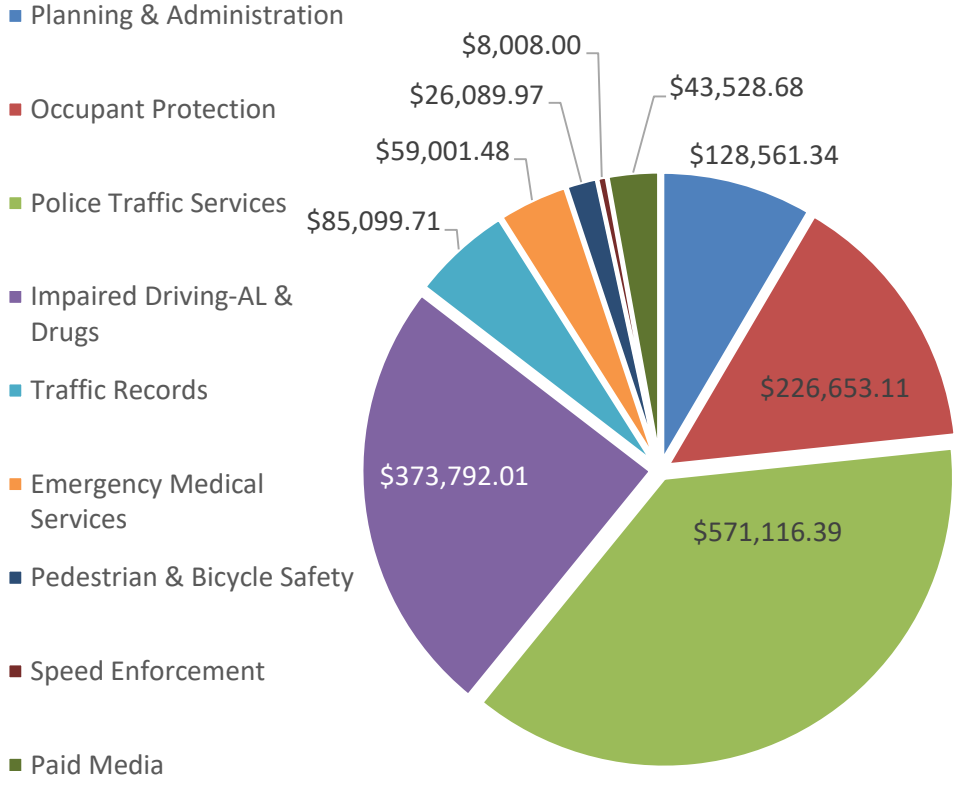
405(b) - HSO High	37,317.33	\$17848.01	\$(19,469.32)
405(b) -EMS High	\$39,753.64	\$0.00	\$(39,753.64)
405(b) - HSO Low	\$96,038.75	\$0.00	\$(96,038.75)
Total 405(b)	\$173,109.72	\$(17,848.01)	\$(155,261.71)

Section 405© Data
Improvement

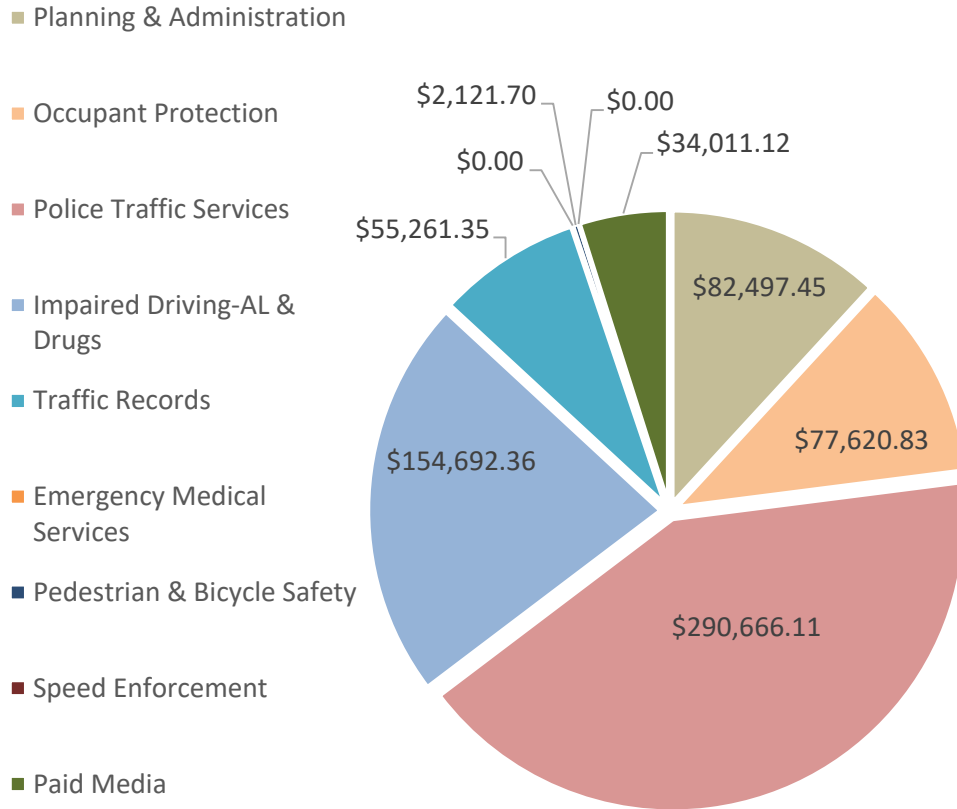
Total 405©	\$110,916.22	\$(47,051.00)	\$(63,865.22)
-------------------	---------------------	----------------------	----------------------

NHTSA TOTAL	\$1,805,876.63	\$(761,769.93)	\$(1,044,106.70)
--------------------	-----------------------	-----------------------	-------------------------

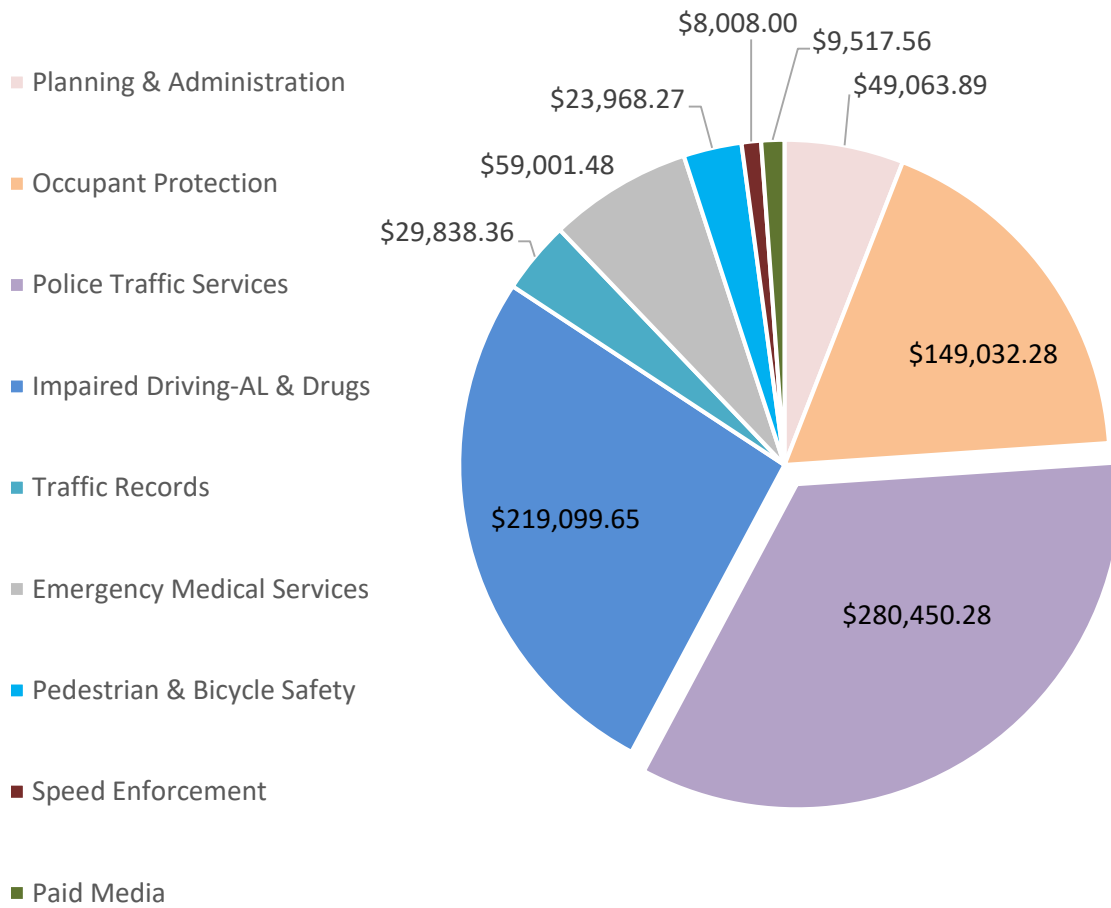
Financial Report as of November 30, 2020
Section 402 Obligated



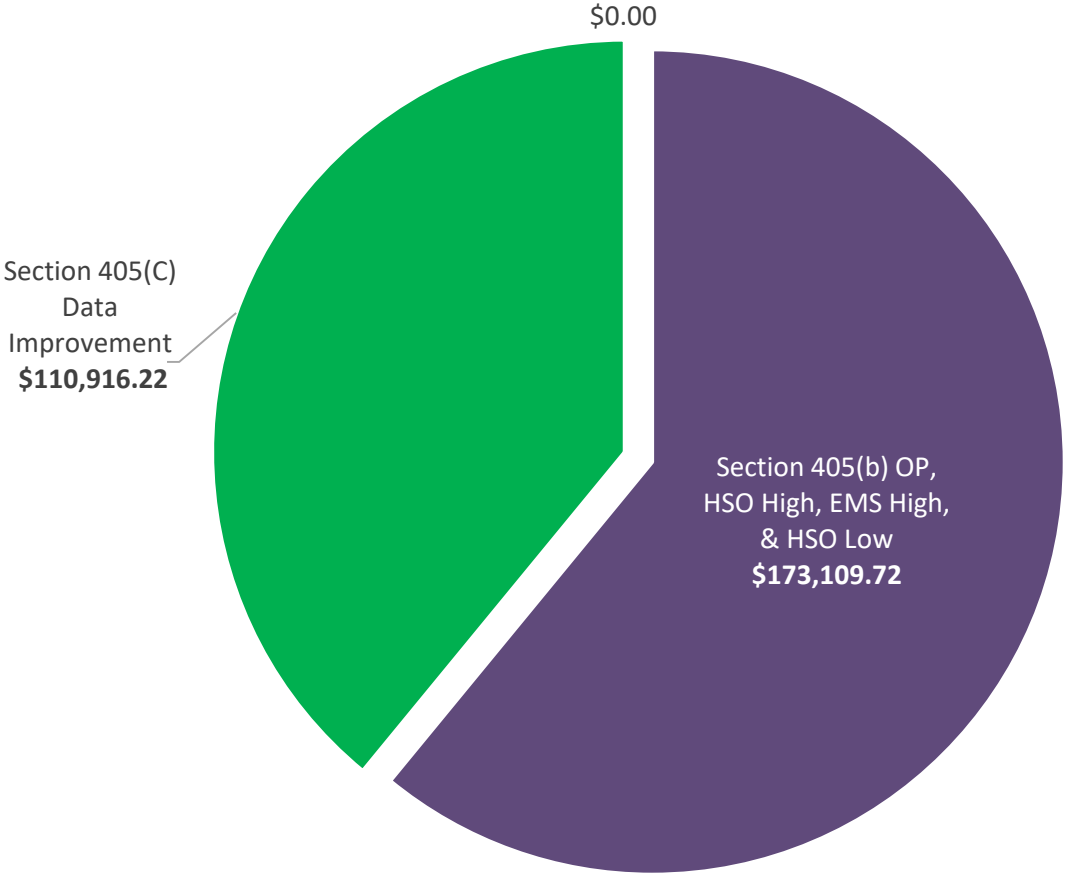
Financial Report as of November 30, 2020
Section 402 Expended



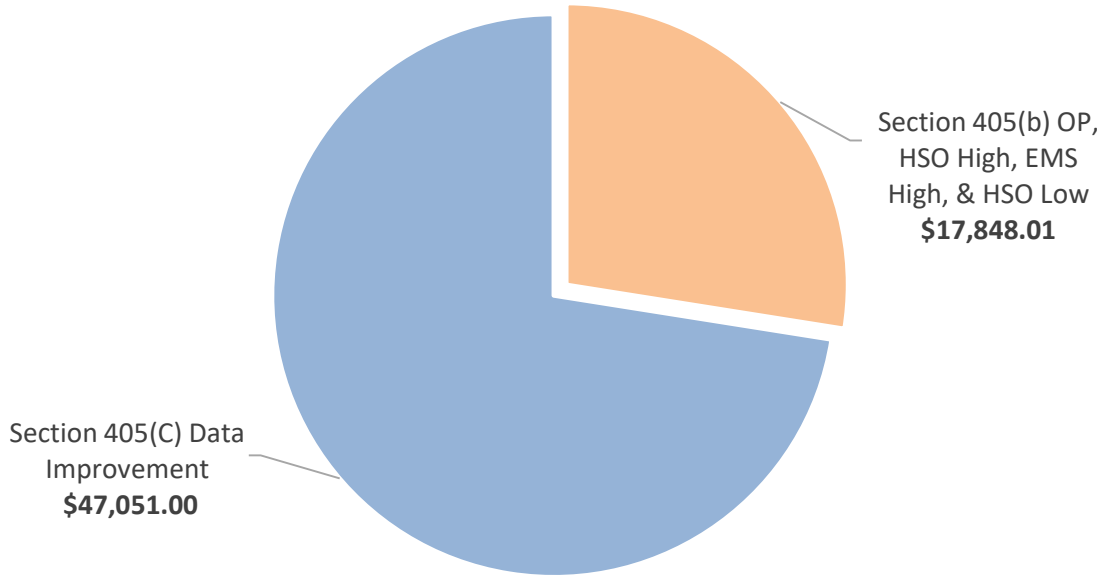
Financial Report as of November 30, 2020
Section 402 Carry-Over to FY2021



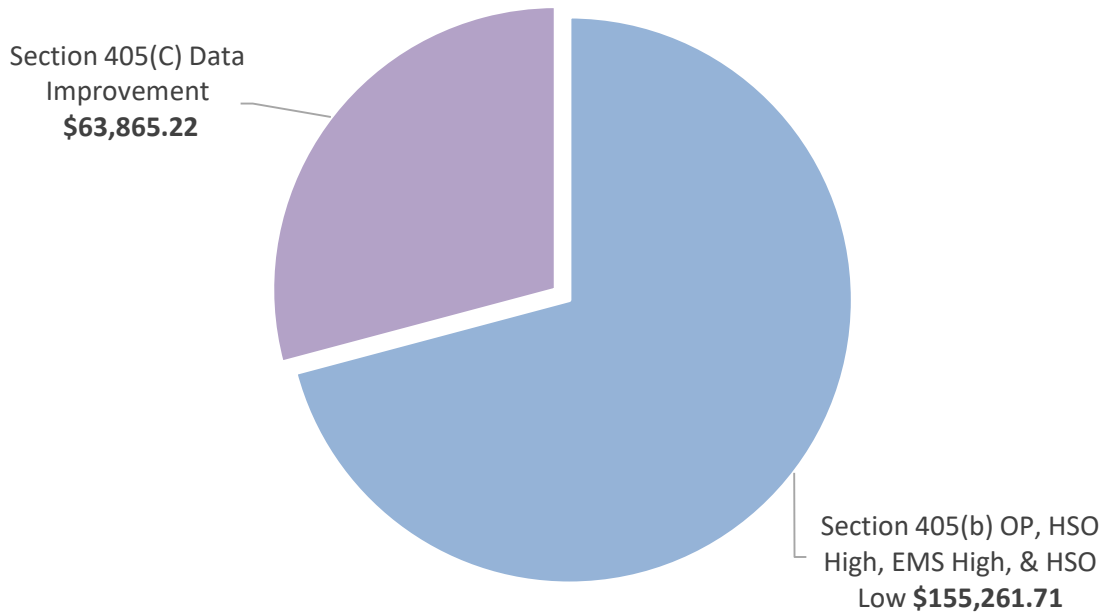
**Financial Report as of Novemeber 30,
2020 Section 405(b) and 405(c)
Obligated**



**Financial Report as of November 30, 2020
Section 405(b) and 405(c) Expended**



**Financial Report as of November 30, 2020 Section
405(b) and 405(c) Carry-Over to FY2021**



FFY 2020 GTS Final (Obligations vs Expenditures)

12/2/2020

Obligations vs Expenditures

U.S. Department of Transportation National Highway Traffic Safety Administration

Obligations vs Expenditures

Page: 1

Report Date: 12/02/2020

2020-FINAL

Posted: 12/01/2020

State: Mariana Islands

Latest posted documents

HCS-15 VOU-10

Program Area	Project	Original Approved HSP	Percent of Agency Planned	Sum of Obligations	Percent of Agency Obligated	Percent Prior FY Funds	Sum of Expenditures	Percent Agency Expended	Unexpended Balance	Est. Months to Liquidate	Unobligated Balance	
NHTSA												
FAST Act NHTSA 402												
Planning and Administration												
	PA-2020-PA-20-01	\$109,650.00	7%	\$128,561.34	7%		\$82,497.45	11%	\$46,063.89	*		
	Planning and Administration Total	\$109,650.00	7%	\$128,561.34	7%		\$82,497.45	11%	\$46,063.89	6		
Alcohol												
	AL-2020-ID-20-03	\$36,400.00	2%	\$21,740.00	1%		\$11,369.00	1%	\$10,371.00	*		
	AL-2020-ID-20-02	\$39,400.00	2%	\$47,221.66	3%		\$5,289.03	1%	\$41,932.63	*		
	AL-2020-ID-20-00	\$68,200.00	4%	\$79,317.36	4%		\$41,837.56	5%	\$37,479.80	*		
	AL-2020-ID-20-01	\$116,800.00	7%	\$225,512.99	12%		\$96,196.77	13%	\$129,316.22	*		
	Alcohol Total	\$260,800.00	16%	\$373,792.01	21%		\$154,692.36	20%	\$219,099.65	16		
Emergency Medical Services												
	EM-2020-EM-20-01	\$60,000.00	4%	\$59,001.48	3%		\$0.00	0%	\$59,001.48	*		
	Emergency Medical Services Total	\$60,000.00	4%	\$59,001.48	3%		\$0.00	0%	\$59,001.48	*		
Occupant Protection												
	OP-2020-OP-20-03	\$28,000.00	2%	\$29,297.20	2%		\$4,665.80	1%	\$24,631.40	*		
	OP-2020-OP-20-02	\$37,000.00	2%	\$58,273.90	3%		\$5,090.00	1%	\$53,183.90	*		
	OP-2020-OP-20-00	\$72,450.00	4%	\$79,026.80	4%		\$47,945.02	6%	\$31,081.78	*		
	OP-2020-OP-20-01	\$66,300.00	4%	\$60,055.21	3%		\$19,920.01	3%	\$40,135.20	*		
	Occupant Protection Total	\$203,750.00	12%	\$226,653.11	13%		\$77,620.83	10%	\$149,032.28	20		
Pedestrian/Bicycle Safety												
	PS-2020-PS-20-01	\$2,200.00	0%	\$26,089.97	1%		\$2,121.70	0%	\$23,968.27	*		
	Pedestrian/Bicycle Safety Total	\$2,200.00	0%	\$26,089.97	1%		\$2,121.70	0%	\$23,968.27	89		
Police Traffic Services												
	PT-2020-PT-20-03	\$51,000.00	3%	\$42,632.67	2%		\$17,470.30	2%	\$25,162.37	*		

U.S. Department of Transportation National Highway Traffic Safety Administration
Obligations vs Expenditures

State: Mariana Islands

Page: 2

2020-FINAL

Report Date: 12/02/2020

Latest posted documents
HCS-15 VOU-10

Posted: 12/01/2020

Program Area	Project	Original Approved HSP	Percent of Agency Planned	Sum of Obligations	Percent of Agency Obligated	Percent Prior FY Funds	Sum of Expenditures	Percent Agency Expended	Unexpended Balance	Est. Months to Liquidate	Unobligated Balance
	PT-2020-PT-20-02	\$111,000.00	7%	\$91,201.75	5%		\$45,453.38	6%	\$45,748.37	*	
	PT-2020-PT-20-01	\$185,500.00	11%	\$360,762.04	20%		\$207,729.02	27%	\$153,033.02	*	
	PT-2020-PT-20-00	\$74,220.00	5%	\$76,519.93	4%		\$20,013.41	3%	\$56,506.52	*	
	Police Traffic Services Total	\$421,720.00	26%	\$571,116.39	32%		\$290,666.11	38%	\$280,450.28	11	
	Traffic Records										
	TR-2020-TR-20-01	\$26,100.00	2%	\$27,725.08	2%		\$27,175.08	4%	\$550.00	*	
	TR-2020-TR-20-00	\$55,000.00	3%	\$57,374.63	3%		\$28,086.27	4%	\$29,288.36	*	
	Traffic Records Total	\$81,100.00	5%	\$85,099.71	5%		\$55,261.35	7%	\$29,838.36	6	
	Speed Enforcement										
	SE-2020-SE-20-01	\$6,000.00	0%	\$8,008.00	0%		\$0.00	0%	\$8,008.00	*	
	Speed Enforcement Total	\$6,000.00	0%	\$8,008.00	0%		\$0.00	0%	\$8,008.00	*	
	Paid Advertising										
	PM-2020-PM-20-01	\$22,200.00	1%	\$43,528.68	2%		\$34,011.12	4%	\$9,517.56	*	
	Paid Advertising Total	\$22,200.00	1%	\$43,528.68	2%		\$34,011.12	4%	\$9,517.56	3	
	FAST Act NHTSA 402 Total	\$1,167,420.00	72%	\$1,521,850.69	84%		\$696,870.92	91%	\$824,979.77	14	\$0.00
	FAST Act 405b OP High 405b OP High										
	MIX-2020-40-5B-02	\$0.00	0%	\$39,753.64	2%		\$0.00	0%	\$39,753.64	*	
	MIX-2020-40-5B-01	\$0.00	0%	\$37,317.33	2%		\$17,848.01	2%	\$19,469.32	*	
	405b OP High Total	\$0.00	0%	\$77,070.97	4%		\$17,848.01	2%	\$59,222.96	22	
	FAST Act 405b OP High Total	\$0.00	0%	\$77,070.97	4%		\$17,848.01	2%	\$59,222.96	22	\$0.00
	FAST Act 405b OP Low 405b OP Low										
	M2X-2020-40-5B-01	\$80,500.00	5%	\$96,038.75	5%		\$0.00	0%	\$96,038.75	*	

**U.S. Department of Transportation National Highway Traffic Safety Administration
Obligations vs Expenditures**

2020-FINAL

Posted: 12/01/2020

Latest posted documents
HCS-15 VOU-10

Program Area	Project	Original Approved HSP	Percent of Agency Planned	Sum of Obligations	Percent of Agency Obligated	Percent Prior FY Funds	Sum of Expenditures	Percent Agency Expended	Unexpended Balance	Est. Months to Liquidate	Unobligated Balance
M2X-2020-40-5B-02		\$40,000.00	2%	\$0.00	0%	0%	\$0.00	0%	\$0.00	0	\$0.00
405b OP Low Total		\$120,500.00	7%	\$96,038.75	5%	0%	\$0.00	0%	\$96,038.75	*	\$0.00
FAST Act 405b OP Low Total		\$120,500.00	7%	\$96,038.75	5%	0%	\$0.00	0%	\$96,038.75	*	\$0.00
FAST Act 405c Data Program											
405c Data Program											
M30A-2020-40-5C-01		\$343,000.00	21%	\$110,916.22	6%	6%	\$47,051.00	6%	\$63,865.22	*	\$0.00
405c Data Program Total		\$343,000.00	21%	\$110,916.22	6%	4%	\$47,051.00	6%	\$63,865.22	16	\$0.00
FAST Act 405c Data Program Total		\$343,000.00	21%	\$110,916.22	6%	4%	\$47,051.00	6%	\$63,865.22	16	\$0.00
NHTSA Total		\$1,630,920.00	100%	\$1,805,876.63	100%	100%	\$761,769.93	100%	\$1,044,106.70	16	\$0.00
Total		\$1,630,920.00	100%	\$1,805,876.63	100%	100%	\$761,769.93	100%	\$1,044,106.70	16	\$0.00

* Indicates programs that have no expenditures within 12 months before the date of this report - estimated months to liquidate cannot be calculated.