

TENNESSEE HIGHWAY SAFETY OFFICE



# Annual Report *FFY 2023*



Bill Lee, State of Tennessee Governor  
Jeff Long, Tennessee Department of Safety & Homeland Security Commissioner  
Clyde "Buddy" Lewis, Tennessee Highway Safety Office Director



# Annual Report Contents

Abbreviation Explanation	3
Director's Message	4
Federal Fiscal Year 2023 Highlights	5
Core Performance Targets/Results	7
Vision and Mission	11
Planning and Administration	12
Police Traffic Services	15
Occupant Protection	32
Traffic Records	42
Impaired Driving Prevention	44
Distracted Driving Prevention	54
Motorcycle Safety	57
Young Driver Safety	59
Non-Motorized Safety	63
Communications	66
Community and Traffic Safety Programs	74
Emergency Medical Services	77
Older Driver Safety	79
Training	82
Evidence Based Enforcement Plan	87
Legislative Update	90
Projects Not Implemented	91
Comprehensive Grant List	92
Appendix	108



# Abbreviations

ABR.	DESCRIPTION	ABR.	DESCRIPTION
ARIDE	Advanced Roadside Impaired Driving Education	LIDAR	Light Imaging Detection and Ranging
ATV	All Terrain Vehicle	MADD	Mothers Against Drunk Driving
CDC	Centers for Disease Control	MREP	Motorcycle Rider Education Program
CEU	Continuing Education Unit	NHTSA	National Highway Traffic Safety Administration
CIOT	Click It or Ticket	POST	Police Officer Standards and Training
CLIF	Collegiate Life Investment Foundation	PT	Police Traffic Services
CPS	Child Passenger Safety	RADAR	Radio Detection and Ranging
CPST	Child Passenger Safety Technician	SADD	Students Against Destructive Decisions
CRASH	Crash Reduction Analyzing Statistical History	SAFE	Seat belts Are For Everyone
CTR	Center for Transportation Research	SFST	Standardized Field Sobriety Testing
DMV	Department of Motor Vehicles	STOPS	Strategies and Tactics of Patrol Stops
DVMT	Daily Vehicle Miles Traveled	TCPSC	Tennessee Child Passenger Safety Center
DRE	Drug Recognition Expert	TDOH	Tennessee Department of Health
DUI	Driving Under the Influence	TDOSHS	Tennessee Department of Safety and Homeland Security
EMS	Emergency Medical Services	TDOT	Tennessee Department of Transportation
EVOC	Emergency Vehicle Operator Course	THP	Tennessee Highway Patrol
FAST	Fixing America's Surface Transportation Act	THSO	Tennessee Highway Safety Office
FARS	Fatality Analysis Reporting System	TIM	Traffic Incident Management
FFY	Federal Fiscal Year	TITAN	Tennessee Integrated Traffic Analysis Network
GDL	Graduated Driver's License	TRCC	Traffic Records Coordinating Committee
HVE	High Visibility Enforcement	TRIMS	Tennessee Roadway Information Management System
IACP	International Association of Chiefs of Police	TSRP	Traffic Safety Resource Prosecutor
IDAC	Impaired Driving Advisory Council	TTSRS	Tennessee Traffic Safety Resource Center
LEL	Law Enforcement Liaison	VMT	Vehicle Miles Traveled
PBSPTA	Pedestrian and Bicyclist Safety Program Technical Assessment	YTD	Year to Date

# DIRECTOR'S *Message*

It is with great pleasure that I present to you the annual report of the Tennessee Highway Safety Office (THSO) for FFY 2023. This report provides an overview of the state's performance targets and the THSO's most significant accomplishments over the past year. Our mission is to prevent crashes and save lives, and we have stayed committed to this cause.

Throughout the federal fiscal year, the THSO has been working hard to address long-standing highway safety issues and emerging threats. In this regard, we have developed, executed, and evaluated proven strategies to help save lives. The THSO conducted an impaired driving assessment aimed at identifying best practices to decrease the number of impaired driving fatalities in the state. The assessment led to the development of a new three-year Impaired Driving Strategic Plan that will guide our efforts in protecting Tennesseans.

In February, we hosted the National Highway Traffic Safety Administration's Region 4 Law Enforcement Liaison Conference, which was a resounding success. The conference, attended by representatives from Alabama, Florida, Georgia, South Carolina, and Tennessee, provided an opportunity for states in the region to learn about best practices in highway safety. We were thrilled to see many great ideas discussed to help us all.

The THSO's training program achieved remarkable success throughout the fiscal year, with a total of 112 classes being offered to its participants. The attendance rate of these classes was impressive, with 92.30 percent of the enrolled individuals attending the sessions. The number of successfully completed courses is equally significant, with over 2,300 individuals passing their respective training courses. This means that there are now more trained individuals on our roadways who can effectively detect impaired driving or the misuse of child



*Buddy Lewis, Director*

restraint devices. Furthermore, we reintroduced Spanish Survival Training for Highway Traffic Safety Officers. This class enables officers who are not fluent in Spanish to serve an underserved population more efficiently. With the reintroduction of this program, the THSO has taken a step towards bridging the language gap to ensure the safety of all individuals on our roadways.

The THSO is dedicated to changing driver behavior to prevent the needless loss of life on our roads. Through education and enforcement efforts, we have achieved an impressive seatbelt usage rate of over 90 percent. This year's rate was the highest ever recorded at an impressive 92 percent.

We know that every traffic fatality is a tragedy. Too many Tennessee families have experienced indescribable suffering because of crashes that could have been prevented. This is why our continued commitment to enhancing traffic safety is crucial. Partnerships continue to play a primary role in our mission to reduce motor vehicle-related deaths and injuries on our roads. We are grateful for the opportunity to work closely with such distinguished traffic safety advocates and organizations.

While we have made notable progress in some traffic safety areas, we still have much to accomplish and enhance in FFY 2024. We are eager to participate in continued collaborative efforts to meet the many dynamic and ever-changing challenges of making Tennessee highways safer in the coming year.

# Federal Fiscal Year 2023 Highlights



---

Several initiatives by the THSO and their traffic safety partners experienced success in FFY 2023.

---

- ▶ In FFY 2023, the THSO distributed **364 grants** among 320 different agencies, aiding the cause of highway safety across the state.
- ▶ The Impaired Driving Advisory Council commemorated its **10th anniversary**, and its dedicated members helped Tennessee secure an additional \$30,000,000 in funding for impaired driving over that ten year span.
- ▶ Tennessee elected to conduct an Impaired Driving Assessment, inviting specialists to perform a comprehensive analysis of the highway safety program and identify areas of improvement and innovation.
- ▶ THSO's training program offered **112 classes** this year, with an impressive **92.30 percent attendance rate**, and over 2,300 individuals successfully completed and passed their training courses.
- ▶ In spite of inclement weather, the Fairfield Glade Police Department held a successful CarFit event, where more than **110 cars passed** through the event. This was in conjunction with shredding day, an easy alternative for individuals to securely destroy their documents, a new strategy that produced amazing results.
- ▶ The 35th Annual Tennessee Lifesavers Conference hosted **15 breakout sessions** focused on traffic safety, including new drug trends, pedestrian safety, and legislative updates, emphasizing the state's commitment to highway safety.
- ▶ During the 2023 Director's Awards Luncheon, **six individuals/teams** were recognized for their exceptional efforts in all fields of traffic safety, highlighting the outstanding contributions of THSO's partners in a wide range of disciplines.

# Federal Fiscal Year 2023 Highlights

- ▶ The Law Enforcement Liaison Program hosted the annual NHTSA Region 4 Law Enforcement Liaison Conference, which had over **130 attendees from five states**, including Tennessee. The conference covered diverse topics and featured several guest speakers, making it a resounding success.
- ▶ Ten schools in Tennessee successfully completed over **386 traffic safety activities** through Reduce TN Crashes, a traffic safety awareness and awards program for High School age students aimed at reducing crashes through activity and education. Dyer County High School and Cumberland County High School stood out by completing over 20,000 points each, an awe-inspiring feat.
- ▶ The Tennessee Law Enforcement Challenge program was **updated this year to be web-based**, providing law enforcement agencies with an opportunity to showcase how they promote traffic safety initiatives in their communities.
- ▶ Numerous law enforcement agencies participated in the revised Law Enforcement Challenge, with a total of **73 agencies** participating to showcase their remarkable work in traffic safety. This was an increase of over 50 percent participation from FFY 2022.
- ▶ Over the course of FFY 2023, eleven different media campaigns were conducted, resulting in over **159 million estimated impressions**. These campaigns covered a range of important topics, including pedestrian safety, distracted driving, impairment, motorcycle safety, speeding, and occupant protection. Overall, these campaigns helped raise awareness about critical road safety issues and promoting safer driving habits.
- ▶ In FFY 2023, 212 child passenger safety events were held by various agencies and attended by **407** highly skilled technicians who specialize in child passenger safety. During these events, a total of **758** child restraint devices were checked, of which 248 were replaced with new ones. Currently, the State of Tennessee has **952 certified child passenger safety technicians**. These numbers reflect a strong commitment towards ensuring the safety and security of children on the road.
- ▶ Tennessee's seatbelt usage rate reached a record high of **92 percent**, marking a significant improvement in road safety.



# Core Performance Targets/Results



*The following core outcome measures were established in the FFY 2023 Tennessee Highway Safety Office Highway Safety Plan.*



## TRAFFIC FATALITIES

**TARGET:** The THSO will strive to meet the target measure for the number of traffic fatalities set on a five-year rolling average. The FFY 2023 HSP set a shared target of 1,308.2.

**RESULT:** According to FARS data, Tennessee had 1,327 fatalities on its roadways in 2021. According to state data, from January 1, 2019, through November 1, 2023, Tennessee has a preliminary five-year rolling average of 1,225.2 traffic fatalities. The target outlined in the 2023 HSP is achievable through continued enforcement and education.

**PROGRESS:** In Progress



## SERIOUS TRAFFIC INJURIES

**TARGET:** The THSO will strive to meet the target measure for the number of serious injury crashes set on a five-year rolling average. The FFY 2023 HSP set a shared target of 6,069.4.

**RESULT:** According to state data, as of mid-December 2023, Tennessee has had 6,070 serious injury crashes on our roadways. According to state data, from January 1, 2019, through November 1, 2023, Tennessee has a preliminary five-year rolling average of 5,638.6 serious injury crashes. The target outlined in the 2023 HSP is achievable through continued enforcement and education.

**PROGRESS:** In Progress



## OVERALL FATALITIES /VMT

**TARGET:** The THSO will strive to meet the target measure for the number of fatalities per VMT set on a five-year rolling average. The FFY 2023 HSP set a shared target of 1,601.

**RESULT:** According to Final FARS data for 2020, Tennessee had 1.61 fatalities per 100 million vehicle miles traveled. The THSO will attempt to decrease the number of fatalities in 2024 through increased enforcement and furthering the public's education at more traditional levels.

**PROGRESS:** In Progress



### Number of Unrestrained Fatalities

**TARGET:** The THSO will strive to meet the target measure for the number of unrestrained fatalities. The FFY 2023 HSP set a target of 408, a 4.17 percent increase from a 2020 baseline.

**RESULT:** According to state data, as of mid-December 2023, Tennessee has had 338 unrestrained fatalities on our roadways. Utilizing monthly data from January 2010 through October 2023, Tennessee forecasts 390 unrestrained fatalities for the year. The target outlined in the 2023 HSP is achievable through continued enforcement and education.

**PROGRESS:** In Progress



### Fatalities in Crashes with a BAC of .08 and Above

**TARGET:** The THSO will strive to meet the target measure for the number of fatalities in crashes involving a driver or motorcycle operator with a BAC of .08 and above. The FFY 2023 HSP set a target of 290, an 8.50 percent increase from a 2016 to 2020 baseline.

**RESULT:** According to state data, as of mid-December 2023, Tennessee has had 230 fatalities involving a driver or motorcycle operator with a BAC of .08 and above on our roadways. Utilizing monthly data from January 2010 through October 2023, Tennessee forecasts 282 fatalities involving a driver or motorcycle operator with a BAC of .08 and above for the year. The target outlined in the 2023 HSP is achievable through continued enforcement and education.

**PROGRESS:** In Progress



### SPEEDING RELATED FATALITIES

**TARGET:** The THSO will strive to meet the target measure for the number of speeding-related fatalities. The FFY 2023 HSP set a target of 205, an 8.78 percent increase from a 2020 baseline.

**RESULT:** According to state data, as of mid-December 2023, Tennessee has had 185 speeding-related fatalities on our roadways. Utilizing monthly data from January 2010 through October 2023, Tennessee forecasts 217 speeding-related fatalities for the year. While this forecast is over the target outlined in the FFY 2023 HSP, the target is still achievable through robust enforcement.

**PROGRESS:** In Progress



### MOTORCYCLIST FATALITIES

**TARGET:** The THSO will strive to meet the target measure for the number of motorcyclist fatalities. The FFY 2023 HSP set a target of 168, a 10.12 percent increase from a 2020 baseline.

**RESULT:** According to state data, as of mid-December 2023, Tennessee has had 199 motorcycle fatalities on our roadways. The THSO has set a target to reduce the number of motorcycle fatalities in 2024. To achieve this target, the THSO plans to increase enforcement and public education efforts, particularly in areas where the number of motorcycle fatalities is high. The "Look Twice" campaign will be specifically targeted at these areas. The THSO, through our partnership with TITAN, is also analyzing crash data to ensure that the messaging is reaching the right locations by analyzing the residential locations of the vehicles involved in the crash. Furthermore, the THSO is exploring non-traditional partnerships to help reduce the number of motorcycle fatalities on the roads.

**PROGRESS:** Not Met





UNHELMETED  
MOTORCYCLIST  
FATALITIES

TARGET: The THSO will strive to meet the target measure for the number of unhelmeted motorcyclist fatalities. The FFY 2023 HSP set a target of 15 despite the increasing trends.

RESULT: According to state data, as of mid-December 2023, Tennessee has had ten unhelmeted motorcycle fatalities on our roadways. Utilizing monthly data from January 2010 through October 2023, Tennessee forecasts 15 unhelmeted motorcycle fatalities for the year. The target outlined in the 2023 HSP is achievable through continued enforcement and education.

PROGRESS: In Progress



DRIVERS  
AGE 20 OR  
YOUNGER  
INVOLVED  
IN FATAL  
CRASHES

TARGET: The THSO will strive to meet the target measure for the number of drivers aged 20 or younger involved in fatal crashes. The FFY 2023 HSP set a target of 177, an 11.3 percent increase from a 2020 baseline.

RESULT: According to state data, as of mid-December 2023, Tennessee has had 189 young driver fatalities on our roadways. Utilizing monthly data from January 2010 through October 2023, Tennessee forecasts 234 young driver fatalities for the year. The THSO aims to reduce the number of young adult fatalities in 2024 by increasing enforcement and public education at more traditional levels. The agencies partnering with THSO have incorporated virtual learning events to reach more individuals along with conducting conventional in-person events. By utilizing virtual learning and traditional in-person events through grants included in the FFY 2024 Annual Grant Application, the THSO hopes to decrease the number of fatalities. The highway safety office is also exploring new ways to bring awareness to this age group, from social media challenges to Rule the Road events, where young drivers are physically in the car with an emergency vehicle-trained law enforcement officer.

PROGRESS: Not Met



PEDESTRIAN  
FATALITIES

TARGET: The THSO will strive to meet the target measure for the number of pedestrian fatalities. The FFY 2023 HSP set a target of 219, a 21.46 percent increase from a 2020 baseline.

RESULT: According to state data, as of mid-December 2023, Tennessee has had 170 pedestrian fatalities on our roadways. Utilizing monthly data from January 2010 through October 2023, Tennessee forecasts 187 pedestrian fatalities for the year. The target outlined in the 2023 HSP is achievable through continued enforcement and education.

PROGRESS: In Progress



BICYCLE  
FATALITIES

TARGET: The THSO will strive to meet the target measure for the number of bicyclist fatalities. The FFY 2023 HSP set a target of 11, an 8.33 percent decrease from a 2020 baseline.

RESULT: According to state data, as of mid-December 2023, Tennessee has had 11 bicyclist fatalities on our roadways. Utilizing monthly data from January 2010 through October 2023, Tennessee forecasts 14 bicyclist fatalities for the year. While this forecast is over the target outlined in the FFY 2023 HSP, the target is still achievable through robust enforcement.

PROGRESS: In Progress



OBSERVED SEATBELT

TARGET: The THSO will strive to maintain an observed seat belt usage rate at or above 90 percent through FFY 2023.

RESULT: The observational seat belt usage rate remains above 90 percent at 92 percent, thus meeting the target set forth in the FFY 2023 HSP.

PROGRESS: Met

## OTHER BEHAVIOR PERFORMANCE MEASURES

Source: TNTrafficSafety



6,189

SEAT BELT CITATIONS



3,149

IMPAIRED DRIVING ARRESTS



40,738

SPEEDING VIOLATIONS



# Tennessee Highway Safety Office

*The Tennessee Highway Safety Office's (THSO) mission is to reduce Tennessee traffic fatalities as part of the nation's vision Toward Zero Deaths. The THSO works to achieve this goal by changing driver behavior through increased education, enforcement, and community partnerships.*

## THSO OVERVIEW

Behavioral highway safety programs require statewide coordination of many programs, employing funds from several sources, and overlapping regulations, objectives, and responsibilities. Planning and Administration assists in developing, executing implementing, and evaluating highway safety programs statewide.

# 92%

Tennessee's observed seatbelt usage rate remains above 90 percent, at 92 percent. This annual survey is conducted through a grant agreement with the University of Tennessee Center for Transportation Research.



# Planning & Administration

The THSO, a division of the Tennessee Department of Safety and Homeland Security (TDOSHS), is responsible for developing and implementing effective strategies to reduce traffic injuries and fatalities within Tennessee. The THSO continues to administer the state and community Highway Safety Grant Program along with other state and federal-funded highway safety programs. By utilizing statewide high visibility enforcement campaigns, media campaigns, and education, the THSO continues to strive to achieve the vision of Toward Zero Deaths.

The THSO is staffed by eight full-time state employees and 17 University of Tennessee contract employees. An organizational chart of the office can be seen on page 14.

## AGENCIES FUNDED

Agency Name	Funding Source	Grant Number	Targeted Area	FFY 2023 Grant Amount
State of Tennessee	402 (P&A)*		Statewide	\$400,000.00
The University of Tennessee	402/154/405d	PT-23-132/154ENF-DG-23-147/M5OT-23-007	Statewide	\$1,400,000.00

\*Note: state matches 50 percent of all funds.

## PROGRAM AREA HIGHLIGHTS

Providing training for THSO grantees was an important responsibility. At the beginning of the grant year, it was decided to bring back in-person grant orientation workshops. These workshops were required for grantees who were new project directors, had new projects completely, or were determined by their program manager to attend as a refresher. Multiple members of the THSO staff conducted the training and covered topics such as reporting, monitoring, claims, communications, and training. Moreover, a hands-on workshop was conducted for grantees to work in a demo site of TN Grants, the THSO's online grants portal.

The THSO decided to hold an impaired driving assessment in FFY 2023, which was a major success in the eyes of the THSO, as it helped to showcase areas in which Tennessee excels as well as pinpoint areas to improve. Cambridge Systematics was also utilized to help develop a more robust, action-orientated three-year strategic plan. Furthermore, the Impaired Driving Advisory Council took the challenge of a new plan and developed a strategic tracker in addition to the plan.

The THSO continued to work primarily in a virtual environment. However, many in-person events and trainings were also attended by THSO staff. During monitoring season, a certain percentage of agencies were visited in person. More on the monitoring can be seen in the Traffic Safety Enforcement Plan.





At the 2023 GHSA Conference, Deputy Director Jason Ivey was nominated to be the Region 4 Representative to the GHSA Board. Deputy Director Ivey helped to instruct and facilitate the first-ever Emerging Leaders in Highway Safety Class held by GHSA. In addition, Program Manager and Event Planner Shandi Smith was provided the opportunity to serve on the GHSA Annual Meeting Planner Committee and moderated a session on speed. During FFY 2023, Law Enforcement Liaison Administrator Lori Bullard accepted the opportunity to serve on the GHSA Member Services Committee. Tennessee is proud to have numerous members serve on boards and committees to assist our state in developing new and innovative methods to reducing fatalities and serious injuries on our roadways. Individuals on the THSO team completed many opportunities and many trainings. Two of note included Program Manager Katie Roark completing Law Enforcement Instructor Development and Program Manager Rhiannon Chambers completing CarFit training to become a CarFit Coordinator. Other individuals on the staff continue to attend and take part in many other boards and coalitions, including the Occupant Protection Coalition, Impaired Driving Advisory Council, Traffic Records Coordinating Committee, Safety Performance Measures Committee, Strategic Highway Safety Plan Committee, Vulnerable Road Users Committee, Bicycle and Pedestrian Task Force, along with many more.

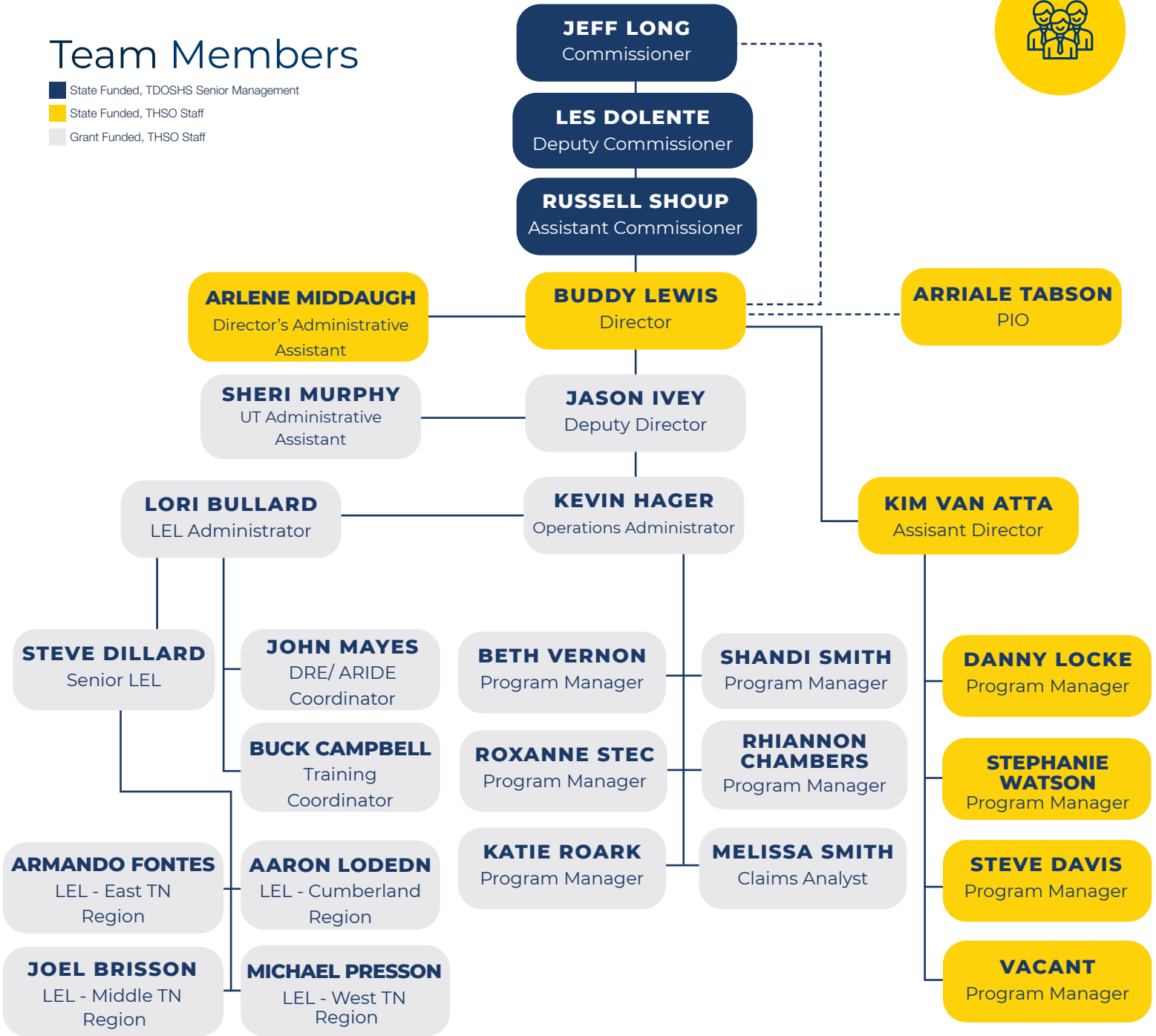
During FFY 2023, the THSO LEL team experienced a significant level of turnover. However, the newly hired members of the team showcased their dedication and hit the ground running. One of their key responsibilities was to complete the required 40 hours of POST training. In addition, the team also attended numerous events across the state and across the nation. For instance, Senior LEL Steve Dillard attended the GHSA Emerging Leaders Class in Denver, CO, while three regional LELs participated in the School Resource Officer Conference in Pigeon Forge. Two newly hired LELs also attended the TSI Law Enforcement Professional Development Class held in Baton Rouge, LA. Moreover, three LELs attended the Impaired Driving/DRE/Crash Symposium in Orlando, FL in June.

In February, the THSO hosted the Region 4 Law Enforcement Liaison Conference in Chattanooga, TN. The conference had a great agenda and was attended by representatives from all states within the region. Additionally, several THSO staff members attended National Lifesavers in Seattle, WA and GHSA in New York, which helped them stay up-to-date with the latest developments in their field.



# Team Members

- State Funded, TDOSHS Senior Management
- State Funded, THSO Staff
- Grant Funded, THSO Staff





# Police Traffic Services

*Police Traffic Services (PT) program grants are highly effective in reducing traffic-related injuries and fatalities through prevention efforts, public information and education, selective enforcement countermeasures, and the use of the community's public or private resources to identify and attack all of its significant traffic safety problems. These comprehensive programs achieve a substantial and long-lasting impact in reducing fatal, and injury crashes. Law enforcement agencies must organize an effective community-based program by involving public agencies, private sector organizations, and private citizens to maximize program effectiveness.*

---

## PERFORMANCE MEASURES

---

**C.1 NUMBER OF TRAFFIC FATALITIES:** The THSO will strive to meet the target measure for the number of traffic fatalities set on a five-year rolling average. The FFY 2023 HSP set a shared target of 1,308.2.

**RESULT:** According to FARS data, Tennessee had 1,327 fatalities on its roadways in 2021. According to state data, from January 1, 2019, through November 1, 2023, Tennessee has a preliminary five-year rolling average of 1,225.2 traffic fatalities. The target outlined in the 2023 HSP is achievable through continued enforcement and education.

**PROGRESS:** In Process

**C.2 NUMBER OF SERIOUS INJURIES IN CRASHES:** The THSO will strive to meet the target measure for the number of serious injury crashes set on a five-year rolling average. The FFY 2023 HSP set a shared target of 6,069.4.

**RESULT:** According to state data, as of mid-December 2023, Tennessee has had 6,070 serious injury crashes on our roadways. According to state data, from January 1, 2019, through November 1, 2023, Tennessee has a preliminary five-year rolling average of 5,638.6 serious injury crashes. The target outlined in the 2023 HSP is achievable through continued enforcement and education.

**PROGRESS:** In Process

**C.3 FATALITIES/VMT:** The THSO will strive to meet the target measure for the number of fatalities per VMT set on a five-year rolling average. The FFY 2023 HSP set a shared target of 1.601.

**RESULT:** According to Final FARS data for 2020, Tennessee had 1.61 fatalities per 100 million vehicle miles traveled. The THSO will attempt to decrease the number of fatalities in 2024 through increased enforcement and furthering the public's education at more traditional levels.

**PROGRESS:** In Process

**C.6 NUMBER OF SPEEDING-RELATED FATALITIES:** The THSO will strive to meet the target measure for the number of speeding-related fatalities. The FFY 2023 HSP set a target of 205, an 8.78 percent increase from a 2020 baseline.

**RESULT:** According to state data, as of mid-December 2023, Tennessee has had 185 speeding-related fatalities on our roadways. Utilizing monthly data from January 2010 through October 2023, Tennessee forecasts 217 speeding-related fatalities for the year. While this forecast is over the target outlined in the FFY 2023 HSP, the target is still achievable through robust enforcement.

**PROGRESS:** In Process

## POLICE TRAFFIC SERVICES GRANT

Law enforcement agencies may use Police Traffic Services program area grants to conduct sustained and highly visible traffic enforcement addressing impaired driving, distracted driving, occupant protection, older drivers, teen driving, bicycle and pedestrian, motorcycle safety, and speeding (including work zones). Grant funding was allocated for enforcement on an overtime basis conducted by officers trained and certified in Standard Field Sobriety Testing, Drug Recognition Expert (suggested), and Radar/LIDAR. Grant funds could also be allocated to purchase supplies and equipment to address behavioral safety-related problems. Equipment costing \$5,000 or more was considered a capital expense and had to be approved by the THSO and NHTSA.

Highly visible and sustained enforcement was conducted at “hot spot” locations identified through analysis of crash, citation, crime, and other data. High visibility enforcement (HVE) is a proven traffic safety approach designed to create deterrence and change unlawful behavior. HVE combines highly visible and proactive law enforcement tactics such as impaired driving saturation patrols, seat belt checkpoints, speed enforcement waves, aggressive driving patrols, multi-jurisdiction activities, with visibility elements (e.g., roadside signage, marked vehicles, mobile command posts) and publicity (e.g., press releases, billboards, flyers, social media) that educates the public about the danger of unsafe driving behaviors and increased enforcement addressing those behaviors to promote voluntary compliance with the law.

Roadways with high traffic volumes were targeted to ensure that the motoring public not only saw law enforcement but also saw officers making traffic stops. Enforcement was also conducted in support of the NHTSA seat belt and impaired driving campaigns during the Memorial Day, Labor Day, and Christmas/New Year’s Day holiday periods.

## AGENCIES FUNDED

Agency Name	Funding Source	Targeted Area	FFY 2023 Grant Amount
Alcoa Police Department	402	City of Alcoa	\$20,000.00
Algood Police Department	402	City of Algood	\$12,200.00
Anderson County Sheriff's Office	402	Anderson County	\$22,000.00
Ardmore Police Department	402	City of Ardmore	\$5,000.00
Athens Police Department	402	City of Athens	\$35,000.00
Bartlett Police Department	402	City of Bartlett	\$50,000.00
Bell Buckle Police Department	402	City of Bell Buckle	\$5,000.00

Agency Name	Funding Source	Targeted Area	FFY 2023 Grant Amount
Belle Meade Police Department	402	City of Belle Meade	\$26,000.00
Benton County Sheriff's Department	402	Benton County	\$10,700.00
Blaine Police Department	402	City of Blaine	\$5,000.00
Blount County Sheriff's Office	402	Blount County	\$70,000.00
Bradley County Sheriff's Department	402	Bradley County	\$46,000.00
Chattanooga Police Department	402/154	City of Chattanooga	\$250,000.00
Cheatham County Sheriff's Office	402	Cheatham County	\$35,000.00
City of Paris Police Department	402	City of City of Paris	\$5,000.00
Clarksburg Police Department	402	City of Clarksburg	\$5,000.00
Clarksville Police Department	402/154	City of Clarksville	\$125,000.00
Cleveland Police Department	402	City of Cleveland	\$50,000.00
Clinton Police Department	402	City of Clinton	\$10,000.00
Collegedale Police Department	402	City of Collegedale	\$30,500.00
Collierville Police Department	402	City of Collierville	\$40,000.00
Collinwood Police Department	402	City of Collinwood	\$5,000.00
Columbia Police Department	402	City of Columbia	\$20,000.00
Coopertown Police Department	402	City of Coopertown	\$20,000.00
Covington Police Department	402	City of Covington	\$20,000.00
Cumberland County Sheriff's Department	402	Cumberland County	\$45,000.00
Dickson County Sheriff's Office	402	Dickson County	\$39,800.00
Dickson Police Department	402	City of Dickson	\$25,000.00
Dresden Police Department	402	City of Dresden	\$5,000.00
Elkton Police Department	402	City of Elkton	\$5,000.00
Englewood Police Department	402	City of Englewood	\$15,000.00
Fayette County Sheriff's Office	402	Fayette County	\$40,000.00
Franklin Police Department	402	City of Franklin	\$40,000.00
Gadsden Police Department	402	City of Gadsden	\$5,000.00

Agency Name	Funding Source	Targeted Area	FFY 2023 Grant Amount
Gallatin Police Department	402	City of Gallatin	\$19,996.94
Gallaway Police Department	402	City of Gallaway	\$5,000.00
Giles County Sheriff's Department	402	Giles County	\$25,000.00
Graysville Police Department	402	City of Graysville	\$5,000.00
Greene County Sheriff's Department	402	Greene County	\$37,800.00
Greeneville Police Department	402	City of Greeneville	\$31,000.00
Grundy County Sheriff's Department	402	Grundy County	\$20,731.99
Halls Police Department	402	City of Halls	\$15,000.00
Hancock County Sheriff's Department	402	Hancock County	\$15,000.00
Hendersonville Police Department	402	City of Hendersonville	\$30,342.19
Henry Police Department	402	City of Henry	\$5,000.00
Hickman County Sheriff's Department	402	Hickman County	\$5,000.00
Hohenwald Police Department	402	City of Hohenwald	\$10,000.00
Hollow Rock Police Department	402	City of Hollow Rock	\$5,000.00
Humphreys County Sheriff's Office	402	Humphreys County	\$16,000.00
Jackson Police Department	402	City of Jackson	\$35,000.00
Jefferson City Police Department	402	City of Jefferson City	\$17,053.99
Jefferson County Sheriff's Department	402	Jefferson County	\$20,000.00
Jellico Police Department	402	City of Jellico	\$5,000.00
Kingsport Police Department	402	City of Kingsport	\$44,000.00
Kingston Police Department	402	City of Kingston	\$20,000.00
Knox County Sheriff's Office	402	Knox County	\$100,226.50
Knoxville Police Department	402/154	City of Knoxville	\$200,000.00
LaVergne Police Department	402	City of LaVergne	\$25,000.00
Lebanon Police Department	402	City of Lebanon	\$60,000.00
Lenoir City Police Department	402	City of Lenoir City	\$30,000.00
Livingston Police Department	402	City of Livingston	\$15,000.00

Agency Name	Funding Source	Targeted Area	FFY 2023 Grant Amount
Loudon County Sheriff's Department	402	Loudon County	\$30,000.00
Lynnville Police Department	402	City of Lynnville	\$5,000.00
Manchester Police Department	402	City of Manchester	\$26,400.00
Maury County Sheriff's Department	402	Maury County	\$40,242.20
McKenzie Police Department	402	City of McKenzie	\$16,000.00
McMinnville Police Department	402	City of McMinnville	\$25,000.00
Memphis Police Department	402/154	City of Memphis	\$300,000.00
Metro Moore County Sheriff's Department	402	Metro Moore County	\$15,000.00
Metropolitan Nashville Police Department	402/154	City of Metropolitan Nashville	\$577,635.98
Millersville Police Department	402	City of Millersville	\$10,000.00
Millington Police Department	402	City of Millington	\$29,998.35
Minor Hill Police Department	402	City of Minor Hill	\$5,000.00
Montgomery County Sheriff's Department	402	Montgomery County	\$59,849.80
Mount Pleasant Police Department	402	City of Mount Pleasant	\$5,000.00
Mt. Juliet Police Department	402	City of Mt. Juliet	\$5,000.00
Murfreesboro Police Department	402	City of Murfreesboro	\$123,469.79
Nolensville Police Department	402	City of Nolensville	\$40,000.00
Oak Ridge Police Department	402	City of Oak Ridge	\$23,000.00
Obion County Sheriff's Office	402	Obion County	\$20,000.00
Oliver Springs Police Department	402	City of Oliver Springs	\$15,000.00
Pittman Center Police Department	402	City of Pittman Center	\$5,000.00
Portland Police Department	402	City of Portland	\$5,000.00
Ripley Police Department	402	City of Ripley	\$20,000.00
Roane County Sheriff's Office	402	Roane County	\$30,000.00
Robertson County Sheriff's Department	402	Robertson County	\$30,000.00
Rockwood Police Department	402	City of Rockwood	\$5,000.00
Rutherford County Sheriff's Office	402/154	Rutherford County	\$125,000.00

Agency Name	Funding Source	Targeted Area	FFY 2023 Grant Amount
Sevier County Sheriff's Office	402	Sevier County	\$30,000.00
Sharon Police Department	402	City of Sharon	\$5,000.00
Shelbyville Police Department	402	City of Shelbyville	\$25,000.00
Signal Mountain Police Department	402	City of Signal Mountain	\$25,000.00
Smyrna Police Department	402	City of Smyrna	\$50,134.00
Soddy-Daisy Police Department	402	City of Soddy-Daisy	\$20,000.00
South Pittsburg Police Department	402	City of South Pittsburg	\$19,999.80
Spring Hill Police Department	402	City of Spring Hill	\$25,000.00
Springfield Police Department	402	City of Springfield	\$20,000.00
Stewart County Sheriff's Office	402	Stewart County	\$24,993.53
Sullivan County Sheriff's Department	402	Sullivan County	\$60,000.00
Tennessee Department of Safety & Homeland Security	402	Statewide	\$80,000.00
Tennessee Department of Safety & Homeland Security	402	Statewide	\$70,000.00
The University of Tennessee		Statewide	\$2,010,500.00
Tipton County Sheriff's Department	402	Tipton County	\$35,000.00
Tullahoma Police Department	402	City of Tullahoma	\$19,560.00
Vonore Police Department	402	City of Vonore	\$20,000.00
Warren County Sheriff's Department	402	Warren County	\$20,000.00
Washington County Sheriff's Department	402	Washington County	\$60,000.00
Waynesboro Police Department	402	City of Waynesboro	\$15,000.00
Weakley County Sheriff's Department	402	Weakley County	\$9,000.00
White Bluff Police Department	402	City of White Bluff	\$5,000.00
White House Police Department	402	City of White House	\$49,350.00
Williamson County Sheriff's Department	402	Williamson County	\$39,999.00





---

## LAW ENFORCEMENT LIAISON PROGRAM

---

The Law Enforcement Liaison (LEL) Program is a vital link between the THSO and local law enforcement agencies across the state. Its primary objective is to implement national and state traffic safety priorities through media campaigns, high-visibility enforcement, and community engagement. The LEL program has been highly successful in promoting traffic safety and reducing traffic fatalities by raising awareness for safe driving habits.

The Tennessee LEL team consists of four regional LELs who encourage law enforcement to support the enforcement of traffic safety laws and collaborate with other highway safety partners and stakeholders. Additionally, there are two statewide training coordinators, one as the Statewide Drug Recognition Expert (DRE) and Advanced Roadside Impaired Driving Enforcement Coordinator (ARIDE), and the other as a coordinator over all other training in Tennessee. There is also a Law Enforcement Liaison Administrator and a Senior Law Enforcement Liaison to administer and oversee the entire LEL program in Tennessee.

Each network within the region includes a full-time law enforcement officer designated as the network coordinator. The coordinator is responsible for organizing local traffic safety events, activities, and enforcement initiatives under the LEL's leadership (more can be seen in the next section). The LELs and their respective network coordinators work closely to schedule monthly and/or quarterly planning meetings with local law enforcement agencies. These meetings produce localized traffic safety education opportunities and engagement with local law enforcement initiatives.

The LEL team uses a comprehensive approach to highway traffic safety through high visibility law enforcement events such as multi-jurisdictional, pre-planned sobriety checkpoints and saturations. They analyze statistical traffic safety data to implement strategic plans and address pressing traffic safety issues.

The LEL program's activities for FFY 2023 included coordinating law enforcement agencies to participate in various THSO-sponsored programs, such as education at high schools, local fairs, and community activities. They also coordinated the district law enforcement agencies and communicated the Strategic Highway Safety Plan. The LEL program submitted monthly and quarterly reports to the THSO and the International Association of Chiefs of Police.

Furthermore, the LEL program developed and implemented a new online Tennessee Law Enforcement Challenge, scheduled and arranged for instructors and materials to implement training for traffic officers in SFST, and managed and administered alcohol and other drug safety program activities, including analysis, grant applications, contract management, and fiscal management of federal and state-funded programs and projects.

The LEL program continued serves as a liaison to other state agencies, associations, and organizations on highway safety issues and coordinates the state's DRE program. The LEL program's efforts are critical to promoting traffic safety education and reducing traffic fatalities in Tennessee.

---

## AGENCIES FUNDED

---

Agencies Funded	Funding Source	County	FFY 2023 Grant Amount
The Unviersity of Tennessee	402/154AL/405d	Statewide	\$1,700,000.00

---

## NETWORK COORDINATOR GRANTS

---

To strengthen state safety initiatives on the local level and achieve community support, 18 law enforcement networks were established across the state of Tennessee by the LELs. These networks comprised of 22 law enforcement officers from agencies in groups of adjacent counties who held regular meetings to discuss safety initiatives in their areas.

However, this initiative required a significant investment of time and effort from the network coordinators. They were responsible for contacting and following up with network members, recruiting support and new members from the community, planning meetings, arranging speakers for relevant programs, and coordinating THSO initiatives, which took up considerable time.

The network coordinators were responsible for providing assistance to the regional LEL, increasing awareness and participation in national/state campaigns as directed by the THSO, soliciting network agencies to participate in national campaigns, conducting monthly/quarterly network meetings, attending the annual network coordinator workshop, participating in THSO-sponsored press events, participating in THSO training events as an instructor if qualified, personally contacting each chief of police and sheriff or representative in the local area network to explain the THSO campaigns and solicit agency participation, serving as data collectors for law enforcement statistics for each THSO campaign, attending THSO meetings as directed, attending at least one regional LEL meeting during the grant period, and performing other duties as assigned by the THSO/LEL.

Reducing fatalities, injuries, and economic losses on Tennessee roadways was the program's primary aim. The involvement of law enforcement agencies at the local level and their enthusiasm and interest in the programs were the key factors in their success. The program's

success was measured by:

- The number of agencies participating in monthly network meetings;
- The number of law enforcement agencies participating in planned enforcement initiatives;
- The participation level of the agencies in the network in national campaigns;
- The number of law enforcement officers within the network receiving training and
- The number of agencies implementing the Tennessee Integrated Traffic Analysis Network (TITAN) to download crash results electronically

Tennessee achieved 100 percent participation by grant-funded agencies in reporting during the national mobilization campaign periods. Participation results for individual campaigns can be found in the Traffic Safety Enforcement Plan Section. Multi-jurisdictional and regional enforcement events took place in all regions of the state, with several agencies participating. Throughout the grant year, monthly on-site network meetings were held statewide. The Hands Across the Border DUI checkpoints were conducted in partnership with Alabama, Georgia, Kentucky, and North Carolina. Slow Down TN, a statewide campaign for speed enforcement took place in April 2022. Motorcycle safety and speed were also addressed at a multijurisdictional press event on a dangerous stretch of highway in Tennessee – U.S. 129 or “The Tail of the Dragon.”

## AGENCIES FUNDED

Agencies Funded	Funding Source	Targeted Area	FFY 2023 Grant Amount
Bartlett Police Department	402	Shelby County	\$20,000.00
Belle Meade Police Department	402	Robertson County Sumner County Wilson County	\$20,000.00
Benton Police Department	402	Hamilton County Rhea County Meigs County McMinn County Bradley County Polk County	\$20,000.00
Blount County Sheriff's Office	402	Knox County Sevier County Blount County Monroe County	\$20,000.00
Cheatham County Sheriff's Office	402	Cheatham County Davidson County Williamson County Hickman County	\$20,000.00
Cookeville Police Department	402	Macon County Trousdale County Smith County Clay County Jackson County Putnam County Overton County Pickett County Fentress County	\$20,000.00
Dickson Police Department	402	Stewart County Montgomery County Houston County Dickson County Humphreys County Perry County	\$20,000.00

Agencies Funded	Funding Source	Targeted Area	FFY 2023 Grant Amount
Fairfield Glade Police Department	402	Dekalb County White County Cumberland County Cannon County Warren County VanBuren County	\$19,998.00
Greene County Sheriff's Department	402	Greene County Sullivan County Washington County Unicoi County Carter County Johnson County	\$20,000.00
Kimball Police Department	402	Coffee County Grundy County Sequatchie County Bledsoe County Franklin County Marion County	\$20,000.00
Kingsport Police Department	402	Greene County Sullivan County Washington County Unicoi County Carter County Johnson County	\$20,000.00
Lexington Police Department	402	Madison County Henderson County Chester County McNairy County Hardin County Decatur County	\$20,000.00
Madison County Sheriff's Department	402	Madison County Henderson County Chester County McNairy County Hardin County Decatur County	\$19,999.99
Martin Police Department	402	Henry County Weakley County Gibson County Carroll County Benton County	\$20,000.00
Metro Moore County Sheriff's Department	402	Rutherford County Bedford County Marshall County Moore County Lincoln County	\$20,000.00
Oak Ridge Police Department	402	Scott County Campbell County Union County Anderson County Morgan County Roane County Loudon County	\$20,000.00
Shelby County Sheriff's Office	402	Shelby County	\$20,000.00
Soddy-Daisy Police Department	402	Coffee County Grundy County Sequatchie County Bledsoe County Franklin County Marion County	\$20,000.00
Union City Police Department	402	Lake County Obion County Dyer County Crockett County Lauderdale County	\$20,000.00

Agencies Funded	Funding Source	Targeted Area	FFY 2023 Grant Amount
Wayne County Sheriff's Department	402	Wayne County Lewis County Maury County Lawrence County Giles County	\$20,000.00
White Pine Police Department	402	Clairborne County Hancock County Hawkins County Grainger County Hamblen County Jefferson County Cocke County	\$20,000.00



## HIGH VISIBILITY ENFORCEMENT GRANTS

High Visibility Enforcement (HVE) combines enforcement, visibility elements, and a publicity strategy to educate the public and promote voluntary compliance with the law. Checkpoints, saturation patrols, and other HVE strategies should include increased publicity and warnings to the public. Although forewarning the public might seem counterproductive to apprehending violators, it actually increases the deterrent effect.

The HVE concept is a departure from traditional law enforcement tactics. HVE incorporates enforcement strategies, such as enhanced patrols using visibility elements (e.g., electronic message boards, road signs, command posts, mobile sobriety checkpoint operations, etc.) designed to make enforcement efforts evident to the public. In addition, a coordinated communication strategy and publicity support it. HVE may also be enhanced through multi-jurisdictional efforts and partnerships between people and organizations dedicated to the safety of their community. This is a one-year award of up to \$5,000. Typically, agencies that receive a programmatic grant are not eligible to receive this grant.

High visibility enforcement should be conducted in locations that are chosen based on data. Enforcement should be in areas easily visible to the motoring public and indicate a specific enforcement need due to crashes or crashes and crime. Using geo-mapping to identify “hot spots” areas of high incidence of crimes and crashes helps agencies target locations where enforcement can play two roles: fighting crime and reducing crashes and traffic violations.

Choosing a location that is a high-volume traffic area assists with the visibility of enforcement efforts. People see law enforcement on the roads enforcing the traffic laws, which helps create general deterrence and voluntary compliance with the laws. Enforcement activities can include, but are not limited to, the following:

- Saturation patrols
- DUI checkpoints
- Wave enforcement
- Multi-Jurisdictional

According to *Countermeasures That Work: A Highway Safety Countermeasure Guide for State Highway Safety Offices, Tenth Edition*, publicized saturation patrol programs, and sobriety checkpoints effectively reduce alcohol-related fatal crashes and deter drunk driving.

## AGENCIES FUNDED

Agencies Funded	Funding Source	Targeted Area	FFY 2023 Grant Amount
Ardmore Police Department	402	City of Ardmore	\$5,000.00
Bell Buckle Police Department	402	City of Bell Buckle	\$5,000.00
Blaine Police Department	402	City of Blaine	\$5,000.00
Alexandria Police Department	154	City of Alexandria	\$5,000.00
Atoka Police Department	154	City of Atoka	\$5,000.00
Austin Peay State University Police Department	154	Austin Peay State University Campus	\$4,310.92
Baileyton Police Department	154	City of Baileyton	\$5,000.00
Baxter Police Department	154	City of Baxter	\$5,000.00
Brighton Police Department	154	City of Brighton	\$5,000.00
City of Paris Police Department	402	City of City of Paris	\$5,000.00
Clarksburg Police Department	402	City of Clarksburg	\$5,000.00
Cannon County Sheriff's Department	154	Cannon County	\$5,000.00
Chapel Hill Police Department	154	City of Chapel Hill	\$5,000.00
Charleston Police Department	154	City of Charleston	\$5,000.00
Church Hill Public Safety	154	City of Church Hill	\$5,000.00
Claiborne County Sheriff's Office	154	Claiborne County	\$5,000.00
Collinwood Police Department	402	City of Collinwood	\$5,000.00

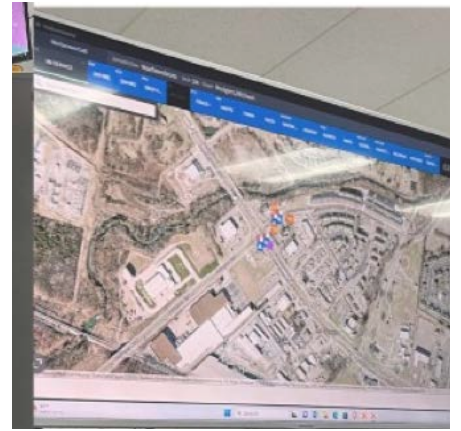


Agencies Funded	Funding Source	Targeted Area	FFY 2023 Grant Amount
Clay County Sheriff's Department	154	Clay County	\$5,000.00
Clifton Police Department	154	City of Clifton	\$5,000.00
Cowan Police Department	154	City of Cowan	\$5,000.00
Cross Plains Police Department	154	City of Cross Plains	\$5,000.00
Dresden Police Department	402	City of Dresden	\$5,000.00
Decatur County Sheriff's Office	154	Decatur County	\$5,000.00
Decatur Police Department	154	City of Decatur	\$5,000.40
Elkton Police Department	402	City of Elkton	\$5,000.00
Decherd Police Department	154	City of Decherd	\$5,000.00
Dover Police Department	154	City of Dover	\$4,999.50
Dyer Police Department	154	City of Dyer	\$5,000.00
Eagleville Police Department	154	City of Eagleville	\$5,000.00
Gadsden Police Department	402	City of Gadsden	\$5,000.00
East Tennessee State University, Department of Public Safety	154	East Tennessee State University Campus	\$4,999.50
Gallaway Police Department	402	City of Gallaway	\$5,000.00
Erin Police Department	154	City of Erin	\$5,000.00
Estill Springs Police Department	154	City of Estill Springs	\$5,000.00
Etowah Police Department	154	City of Etowah	\$5,000.00
Graysville Police Department	402	City of Graysville	\$5,000.00
Gainesboro Police Department	154	City of Gainesboro	\$5,000.00
Gleason Police Department	154	City of Gleason	\$5,000.00
Goodlettsville Police Department	154	City of Goodlettsville	\$5,000.00
Henry Police Department	402	City of Henry	\$5,000.00
Hickman County Sheriff's Department	402	Hickman County	\$5,000.00
Hollow Rock Police Department	402	City of Hollow Rock	\$5,000.00
Greenfield Police Department	154	City of Greenfield	\$5,000.00

Agencies Funded	Funding Source	Targeted Area	FFY 2023 Grant Amount
Jellico Police Department	402	City of Jellico	\$5,000.00
Henderson Police Department	154	City of Henderson	\$5,000.00
Henry County Sheriff's Department	154	Henry County	\$5,000.00
Houston County Sheriff's Department	154	Houston County	\$5,000.00
Jackson County Sheriff's Department	154	Jackson County	\$5,000.00
Jasper Police Department	154	City of Jasper	\$5,000.00
Johnson County Sheriff's Department	154	Johnson County	\$4,825.00
Kenton Police Department	154	City of Kenton	\$5,000.00
Lynnville Police Department	402	City of Lynnville	\$5,000.00
Kingston Springs Police Department	154	City of Kingston Springs	\$5,000.00
LaFollette Police Department	154	City of LaFollette	\$5,000.00
Lawrenceburg Police Department	154	City of Lawrenceburg	\$5,000.00
Lincoln Memorial University	154	Lincoln Memorial University Campus	\$5,000.00
Lookout Mtn. Police Department	154	City of Lookout Mtn.	\$5,000.00
Macon County Sheriff's Department	154	Macon County	\$4,990.00
Madisonville Police Department	154	City of Madisonville	\$5,000.00
Minor Hill Police Department	402	City of Minor Hill	\$5,000.00
Milan Police Department	154	City of Milan	\$5,042.32
Monroe County Sheriff's Department	154	Monroe County	\$5,000.00
Morgan County Sheriff Department	154	Morgan County	\$5,000.00
Mosheim Police Department	154	City of Mosheim	\$5,000.00
Mount Pleasant Police Department	402	City of Mount Pleasant	\$5,000.00
Mount Carmel Police Department	154	City of Mount Carmel	\$5,000.00
Mt. Juliet Police Department	402	City of Mt. Juliet	\$5,000.00
Munford Police Department	154	City of Munford	\$5,000.00
New Johnsonville Police Department	154	City of New Johnsonville	\$5,000.00

Agencies Funded	Funding Source	Targeted Area	FFY 2023 Grant Amount
Newbern Police Department	154	City of Newbern	\$5,000.00
Newport Police Department	154	City of Newport	\$5,000.00
Oakland Police Department	154	City of Oakland	\$5,000.00
Parrottsville Police Department	154	City of Parrottsville	\$5,000.00
Parsons Police Department	154	City of Parsons	\$5,000.00
Perry County Sheriff's Office	154	Perry County	\$5,000.00
Pickett County Sheriff's Office	154	Pickett County	\$5,000.00
Pigeon Forge Police Department	154	City of Pigeon Forge	\$5,000.00
Pikeville Police Department	154	City of Pikeville	\$5,000.00
Pittman Center Police Department	402	City of Pittman Center	\$5,000.00
Plainview Police Department	154	City of Plainview	\$5,000.00
Portland Police Department	402	City of Portland	\$5,000.00
Rocky Top Police Department	154	City of Rocky Top	\$5,000.00
Rutledge Police Department	154	City of Rutledge	\$5,000.00
Rockwood Police Department	402	City of Rockwood	\$5,000.00
Saltillo Police Department	154	City of Saltillo	\$5,000.00
Samburg Police Department	154	City of Samburg	\$5,000.00
Scott County Sheriff's Department	154	Scott County	\$5,000.00
Sharon Police Department	402	City of Sharon	\$5,000.00
South Fulton Police Department	154	City of South Fulton	\$5,000.00
Spring City Police Department	154	City of Spring City	\$5,000.00
Sweetwater Police Department	154	City of Sweetwater	\$5,000.00
Tazewell Police Department	154	City of Tazewell	\$5,000.00
Tellico Plains Police Department	154	City of Tellico Plains	\$5,000.00
The University of Tennessee at Martin	154	The University of Tennessee at Martin Campus	\$5,000.00
Trenton Police Department	154	City of Trenton	\$5,000.00

Agencies Funded	Funding Source	Targeted Area	FFY 2023 Grant Amount
Tusculum Police Department	154	City of Tusculum	\$5,000.00
University of Tennessee Health Science Center Campus Police Department	154	University of Tennessee Health Science Center Campus	\$5,000.00
University of Tennessee Police Department	154	University of Tennessee Campus	\$5,000.00
Walters State Campus Police	154	Walters State Campus Campus	\$5,000.00
Wartburg Police Department	154	City of Wartburg	\$5,000.00
Wartrace Police Department	154	City of Wartrace	\$5,000.00
Watertown Police Department	154	City of Watertown	\$5,000.00
Westmoreland Police Department	154	City of Westmoreland	\$5,000.00
Whiteville Police Department	154	City of Whiteville	\$5,000.00
Winchester Police Department	154	City of Winchester	\$5,000.00
Weakley County Sheriff's Department	402	Weakley County	\$9,000.00
White Bluff Police Department	402	City of White Bluff	\$5,000.00



---

## PROGRAM AREA HIGHLIGHTS

---

**Rutherford County Task Force** On September 20, 2023, the Rutherford County law enforcement task force conducted a successful enforcement event called Summertime Blues on the I-24 corridor in Rutherford County, located southeast of Nashville. The event took place from 3:00 PM to 9:00 PM and involved the collaboration of five agencies including the Rutherford County Sheriff's Office (lead agency), Tennessee Highway Patrol, Murfreesboro Police Department, LaVergne Police Department, and Smyrna Police Department.

The participating agencies focused on different aspects of road safety such as speeding, aggressive driving, hands-free, move-over, and impaired driving. While four agencies concentrated on the former, Rutherford County Sheriff's Office dedicated their resources towards impaired drivers. They had a dedicated dispatcher on site with command staff which led to excellent organizational and efficiency outcomes.

During the six-hour block of enforcement, the task force conducted over 489 actions with the public. The event was a grand success, and it was evident from the photos captured on the day seen above.

**Humphreys County Sheriff's Office** The Humphreys County Sheriff's Office achieved a remarkable feat as there were no fatalities in the county during FFY 2023. However, in the past four Federal Fiscal Years, the county had an average of 8.5 fatalities per year, with FFY 2021 recording the highest fatalities of ten. The agency achieved this reduction in fatalities through increased enforcement efforts, including working near marinas, conducting public outreach activities such as speaking to the criminal justice high school class, distributing yard signs to increase awareness among the public, and increasing their social media presence. It's essential to note that this reduction was accomplished during a period of transition at the Humphreys County Sheriff's Office, with a new THSO project director taking the lead. The agency hopes that these efforts will continue to have a positive impact on the safety of Humphreys County residents and visitors in the future. For detailed data, see the chart located at **Appendix A. Humphreys County.**

# Occupant Protection

*Increasing seat belt and child restraint use is the simplest and most effective way to reduce serious injuries and death in the event of a motor vehicle crash.*

## PERFORMANCE MEASURES

**C.4 NUMBER OF UNRESTRAINED FATALITIES:** The THSO will strive to meet the target measure for the number of unrestrained fatalities. The FFY 2023 HSP set a target of 408, a 4.17 percent increase from a 2020 baseline.

**RESULT:** According to state data, as of mid-December 2023, Tennessee has had 338 unrestrained fatalities on our roadways. Utilizing monthly data from January 2010 through October 2023, Tennessee forecasts 390 unrestrained fatalities for the year. The target outlined in the 2023 HSP is achievable through continued enforcement and education

**PROGRESS:** In Process

**B.1 OBSERVED SEAT BELT USE FOR PASSENGER VEHICLES, FRONT SEAT OUTBOARD OCCUPANTS:** The THSO will strive to maintain an observed seat belt usage rate at or above 90 percent through FFY 2023.

**RESULT:** The observational seat belt usage rate remains above 90 percent at 92 percent, thus meeting the target set forth in the FFY 2023 HSP.

**PROGRESS:** Met

## AGENCIES FUNDED

Agency Name	Funding Source	Targeted Area	FFY 2023 Grant Amount
Mountain States Health Alliance (Ballad Health)	405b	East Tennessee	\$40,000.00
Rhea County Sheriff's Department	405b	Cumberland Region	\$149,884.66
Signal Centers Family Forward	405b	Hamilton County	\$25,000.00
Tennessee Department of Safety & Homeland Security	405b	Statewide	\$80,000.00
The University of Tennessee	405b	Statewide	\$84,600.00

## CHILD PASSENGER SAFETY IN TENNESSEE

Increasing the use of safety belts and child restraint systems is the most effective way to reduce serious injuries and deaths in the event of a motor vehicle crash. In Tennessee, the primary goal of the Occupant Protection program is to promote and increase the use of safety belts and proper usage of child safety systems by vehicle occupants. The THSO supported this goal by planning and implementing statewide programs to train, certify, and recertify Child Passenger Safety Technicians (CPST) throughout the state.



In October 2019, the Tennessee Occupant Protection Center (TNOPC) was established to provide educational resources to child passenger safety advocates throughout the state. Community members are able to request information via telephone or electronically, and educational materials are provided at no cost to the community. The rationale for this was apparent, as the availability of up-to-date and relevant information is a critical factor in solving the problem of unrestrained children.

---

## CHILD PASSENGER SAFETY OBJECTIVES

---

During FFY 2023, the objective was to increase the use of child restraints in Tennessee. Child Passenger Safety Technicians (CPST) provided education and assistance to 1,637 children and caregivers in the state, as reported through the TNTrafficSafety.org and National Digital Car Seat Check Form (NDCF) data collection forms. As a result of those interactions with caregivers, funding from THSO provided 457 car seats or booster seats for children. CPSTs were available to meet with caregivers at well over 200 community car seat check events and hundreds more individual appointments for one-on-one visits at TN CPS Fitting Stations in 59 counties. CPSTs also reported providing education and assistance during traffic stops, a critical point when children are actively unsafe in which the support of a trained CPST provided a remedy to the situation.

Numerous events at “Back to School Bash” events provided education and hands-on assistance to caregivers at the start of the school year, emphasizing traffic safety importance to set expectations by both school administrators and community members. Community engagement through car seat checks and tabletop education exhibits is vital in supporting the needs of families in every region of the state. Over 400 CPST's were represented in the community outreach and education events occurring this fiscal year. The goal of each fitting station and CPST was to educate and build confidence in a caregiver's skill and understanding of car seat utilization best practices in order to increase the voluntary use of a child restraint until a child can correctly fit and use a vehicle seat belt.

To collect safety data on child safety seat usage on 100 percent of participants, child restraint use data was collected through both the TNTrafficSafety CPS reporting system (TTSRS) and also the NDCF System. Based on the data, the average misuse rate was 52 percent. Both sets of data were reviewed and cleaned to resolve any replication of data; however, there was a small chance that some seat check data may have been submitted to both systems. Reviewing each report independently, the TTSRS misuse rate decreased to 72 percent, and the NDCF misuse rate was 52 percent. Training and adoption of the NDCF is imperative to more accurately collect CPS use data.

CPS fitting stations were required to submit Car Seat and Seat Check Event reports to take advantage of the THSO car seat ordering process. The TNTrafficSafety.org web form collected summarized results from a seat check event, and CPSTs could upload their seat check forms. This web form was necessary to collect child seat check reports when a CPST or fitting station

did not utilize the NDCF. However, in order to collect more consistent and accurate data, the TNOPC looked to increase training opportunities on the use of the NDCF in the electronic form (web or app-based reporting) instead of the paper collection form to improve accuracy and standardization of data collection in Tennessee.

Comparing TTSRS reporting from the previous year versus the current year showed a reduction in misuses from 75 percent to 72 percent. However, the NDCF data indicated that the misuse rate was closer to 48 percent. The adoption of the NDCF as the sole method for data collection proved to be a more accurate method of data collection. The TNOPC continues to encourage the adoption of the NDCF for all fitting stations and individual CPST's. The TNOPC will also consider opportunities to support resources and funding that encouraged the transition to use the electronic version of the NDCF.

The use of the NDCF provided the opportunity to streamline data collection and reduce reporting burdens. The use of the NDCF provides the opportunity to streamline data collection and reduce reporting burdens. Immediate access to collected data provides the opportunity to monitor trends, track car seat distribution, and accurately report car seat check activity throughout a given service area. Reporting from the NDCF shows 295 CPSTs in Tennessee have created accounts and are utilizing the system to record car seat check data, which now represents over 25 percent of the technicians in Tennessee. In addition, the system reports that over 1,378 seat checks have been recorded in the NDCF during FFY 2023.

The objective was to certify 100 technicians and maintain/recertify currently certified technicians. The THSO and partner agencies implemented 15 certification courses and two renewal courses. Two additional renewal courses were supported by TNOPC instructors with partner agencies to renew CPST status for 12 expired technicians. A total of 245 students participated in the training courses, with 220 successfully completing the course to become certified CPSTs, exceeding the training goal. The trainings were held in all four LEL regions and were attended by representatives from police, sheriff, fire, emergency responders, health

Statewide Checkpoint Statistics	Total Reported Results FFY22	Total Reported Results FFY23
Number of seats checked	1850	1637
Number of seats misused and/or installed incorrectly	1247	853
Overall misuse rate	0.67	.52
Number of seats with no misuse	603	784
Number of recalled or unsafe seats	39	48
Number of children who arrived unrestrained	98	106
Total seats given out	486	457



practitioners, teachers, child care providers, etc. Locations were selected based on CPST proximity and requests for training.

An in-person Tennessee Child Passenger Safety Pre-Conference was held in August and was attended by 125 child passenger safety technicians, instructors, and CPS Manufacturers. CPS Manufacturers representing two brands of car seats attended to present product updates and provide hands-on training sessions for the attendees. Representatives from the National Safety Council and Child Passenger Safety Board presented additional sessions meeting the Community Education requirements of the CPS certification process. The session topics included the newly released Child Passenger Safety Learning Portal through [CarSeatEducation.org](https://www.CarSeatEducation.org). Attendees were able to complete the five CEUs and one Community Education requirement in preparation for bi-annual recertification. In addition, the CPS Manufacturers in attendance contributed training resources and demonstration equipment to utilize at future training events and community education workshops.

The TNOPC continued recertification fee support upon request by CPSTs approaching their certification expiration. The OP Center continued to promote this resource in hopes of increasing recertification rates. The average recertification rate for Tennessee CPSTs increased this year to 47 percent, up from 30 percent in 2022. Web-based CEU opportunities were heavily promoted to encourage self-paced completion of recertification requirements. Two in-person regional CEU workshops were hosted in Cumberland and East regions this year, attended by CPS technicians, CPS Instructors, and CPS Technician proxies.

The TNOPC made efforts to recruit CPST proxies to support CPST recertification requirements. Five CPSTs advanced to Proxy status in 2023 and were able to support CPSTs in their agency and community. Technician proxies could review and approve seat checks for recertification. Anyone who had been CPS-certified for at least six months could apply to be a technician proxy. Along with the technician proxy application, signed testimonials from one certified instructor and a technician or second instructor was required. Each testimonial was completed following the instructor or technician's observation of at least three real (not mock) seat checks with caregivers and at least two seat checks to work with other technicians as a senior/final checker. The TNOPC director worked with the CPSTs to complete the proxy application and process. There are 39 CPST proxies available to assist with CPST seat check-offs, up from 34 in 2022. Additionally, there are 32 CPST Instructors in Tennessee, a decrease from 37. There are two Instructor Candidates actively working toward completing the instructor certification, and the OP Center Director continuously works to identify and support additional interested candidates.

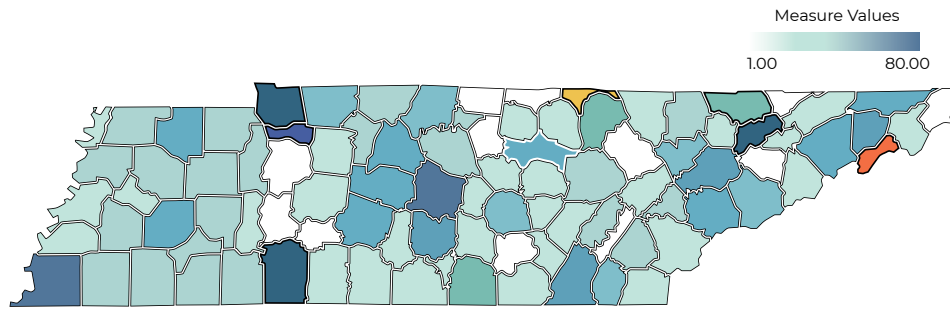
To maintain a coalition of 137 fitting stations throughout the state, the Occupant Protection Center maintained an in-house fitting station and worked to identify community agency partners to expand the Tennessee Fitting Station Network. The number of identified and committed fitting stations increased from 132 locations to 158 locations in 59 counties. The TNOPC supported CPS fitting stations across the state by providing digital CEU opportunities, print materials, networking CPST resources for seat check events, and connecting TNTrafficSafety telephone and email inquiries for assistance and resources to local fitting

		CHILD AGE							NOT APPLICABLE /MISSING	TOTALS
INSPECTION YEAR	ANY MISUSE	BIRTH -1	1 2	2-3	3-4	4-6	6-8	8+		
2021	NO	22	12	10	6	18	5	4	15	92
	YES	20	31	42	34	79	30	17	15	268
	TOTAL	42	43	52	40	97	35	21	30	360
2022	NO	24	18	30	22	45	21	16	60	236
	YES	100	80	79	93	139	44	22	98	655
	TOTAL	124	98	109	115	184	65	38	150	891
2023	NO	26	25	15	14	22	16	10	28	156
	YES	108	107	85	97	120	42	10	97	666
	TOTAL	134	132	100	111	142	58	20	125	822

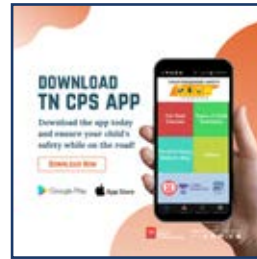
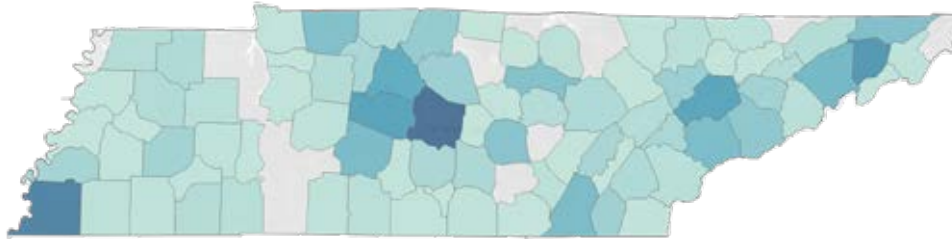
stations. The TNOPC continued to maintain and monitor reporting systems and forms for the collection of fitting station data and information. Newly identified and established fitting stations received a welcome packet that included information and resources to support community engagement. As supplies were available, the TNOPC provided new fitting stations with a CPS start-up kit, including scales, measuring tapes, a 2023 LATCH manual, rack cards, and educational materials. Printed copies of the current NDCF were also provided to fitting stations to allow the gradual transition from previously used forms so that reporting was standardized. TNOPC encouraged the utilization of the app or web-based NDCF in-seat check reporting in lieu of the NDCF paper option or non-conforming agency check form. Throughout the year, new agencies were identified in the East, Middle, and West regions to establish staffed fitting stations. An obvious void still exists in the midwestern county region that the TNOPC will work to eliminate through the distribution of FFY 2024 certification courses to continue to build the CPS network.



## CPS TECHNICIAN LOCATIONS



FFY 22 MAP (ABOVE) VS. FFY 23 MAP (BELOW)



In FFY 2023, Child Passenger Safety week was heavily promoted as a statewide campaign effort to drive caregivers to visit CPS fitting stations and car seat check events. A CPS Week marketing tool kit was developed and provided free to all CPS programs in the state. Billboards provided over 750,000 impressions across the state directing caregivers to fitting stations for car seat questions and support. Fitting stations and car seat check up events reported over 300 individual car seat checks during CPS week at 38 events attended by over 100 CPST's.

## HIGHLIGHTS OF OUR CPS PARTNERS

**Ollie Otter, Tennessee Technological University** The Ollie Otter program, developed by Tennessee Technological University, aimed to promote the importance of booster seat and seat belt use for elementary-age children in order to improve child safety seat and seat belt usage rates in FFY 2023. To achieve this goal, the program successfully completed 359 presentations and reached 69,314 participants through community outreach events, as well as presentations in elementary schools, preschools, daycares, and head starts. The program also effectively promoted virtual, live, and in-person engagement with partner agencies and child passenger safety advocates, who joined Ollie at over 90 events throughout the year.

In addition, the program distributed a variety of marketing materials, such as bookmarks, measuring posters, classroom curriculum sheets, activity books, curriculum activity guides, and





metal driveway signs, to elementary schools and community venues before each activity. The Tennessee Road Builders Association also provided additional funding for Ollie Otter School Kit marketing materials for schools receiving the presentation. Overall, the Ollie Otter program made significant progress in raising awareness and education on child safety seat and seat belt use among elementary-age children in Tennessee.

**Signal Centers Baby University** The Signal Centers Baby University, located in Chattanooga, is a leader in early childhood education, assistive technology, and family development. The Children’s Program and home-based services provide families with resources and mentoring opportunities. To better meet family needs, Signal Centers invited area CPST’s and the TNOPC to join at the annual seat check event at Chattanooga Zoo. Signal Centers implemented car seat check events to support over 20 families, providing new car seats or booster seats for the children.



**Ballad Health / Niswonger Children’s Hospital** Ballad Health’s Niswonger Children’s Network distributed 376 child restraints to Tennessee residents between October 2022 and September 2023, thanks to a variety of funding sources, facilities, events, and community partnerships. Additionally, through car seat events and programming, an extra 69 seats were distributed to residents of Virginia, North Carolina, Kentucky, Indiana, and California who were travelling or do travel on Tennessee roadways. The National Digital check form for reporting was utilized by the Ballad team, with 129 seat checks for plate number 1 recorded.

During FFY 2023, 16 Ollie Otter presentations were conducted by the team at Ballad across separate locations, reaching a total of 1,733 children in community outreach and education activities. Furthermore, the team implemented 14 car seat checkpoints across their Tennessee service area where they checked a total of 65 seats. At the Bristol Chamber of Commerce, an interstate car seat check was implemented at the Tennessee/Virginia state border, checking seven seats for travelers.

**Safe Journey, Rhea County Sheriff’s Office** Safe Journey Program, located at Rhea County Sheriff’s Office, works with families, schools, daycare facilities, emergency services, and law enforcement partners to protect the children of Tennessee. The goal of the Safe Journey Program is to educate caregivers in finding the best child passenger seat options to make every journey a safe journey. Safe Journey serves the Cumberland Region of the THSO, including the counties of Rhea, Hamilton, Sequatchie, Bledsoe, Meigs, McMinn, Bradley, Marion, Franklin, Grundy, Polk, Smith, Jackson, Warren, Overton, Van Buren, Fentress, Cannon,



Macon, Dekalb, Clay, White, Pickett, Putnam, Coffee, and Trousdale. In 2023, the Safe Journey team conducted 87 seat checks and community education outreach events, as well as 152 individual appointments. During these events, the Safe Journey team was able to service over 675 children and educate and assist caregivers with installation best practices and replacement seats if needed. Over 400 car seats were distributed to provide safer travel options for children whose car seats were identified as unsafe, incorrect or unused upon arrival. The Safe Journey Team held their first Rhea County Safe Journey Family Safety Fest in September and recruited over forty volunteers and partners to assist with the events of the festival. In September alone, the team checked over 100 car seats in their service area.

---

## 2023 SEAT BELT SURVEY RESULTS

---

Since 1986, The University of Tennessee Center for Transportation Research (CTR) has conducted a statewide observational survey of seat belt use at least once each year. These survey efforts have documented the seat belt use behavior of Tennesseans throughout this period time, beginning with an initial usage rate of only 26 percent in 1986 and peaking at 92 percent in 2023. These survey results document the effectiveness of Tennessee’s occupant protection education, enforcement, and outreach efforts and provide decision-makers with an accurate snapshot of the state’s adult occupant protection needs and successes.

The observational survey sample design, data collection techniques, and estimation procedures summarized in this report have been developed under the National Highway Traffic Safety Administration’s (NHTSA’s) “Uniform Criteria for State Observational Survey of Seat Belt Use,” published in the April 1, 2011, Federal Register (23 CFR Part 1340, pp. 18056-18059) Tennessee’s current statewide observational survey design was approved by NHTSA in 2012. Under this design, the survey returns to the same observation sites in the same counties for at least five consecutive years. A scheduled five-year update of the survey sample was completed before the 2022 survey. This sample of observation sites was used for the second consecutive year for the 2023 observational survey.

Within the 2023 results, increased belt use was observed in all vehicle categories. The largest year-to-year increases were observed among Passenger Car occupants (+2.0 percent), followed closely by occupants in Vans (+1.9 percent) and Pickup Trucks (+1.8 percent). Belt use by Sport Utility Vehicle occupants increased slightly (+0.1 percent), but this vehicle class still leads with





an average belt use of 96.1 percent. While belt use among Pickup Truck occupants increased in 2023, their rate still lags far behind those in other vehicle types. In 2023, none of the 16 survey counties had a belt use rate of less than 85 percent. Conversely, 11 of the 16 counties had belt use rates exceeding 90 percent. The lowest seat belt use rate was observed in Dyer County (87.5 percent), while the highest use rate was observed in Davidson and Knox Counties (95.1 percent).

County	No. of Sites	Passenger Cars	Vans	SUVs	Cars + Vans + SUVs	Pickup Trucks	All Vehicles
Davidson	15	96.8%	91.7%	98.8%	96.9%	86.8%	95.1%
Hamilton	15	93.3%	80.8%	91.8%	91.3%	84.7%	89.4%
Knox	15	96.3%	95.8%	97.2%	96.5%	89.3%	95.1%
Shelby	15	92.9%	88.5%	94.0%	92.9%	75.9%	89.9%
Blount	11	94.1%	89.2%	92.8%	92.2%	82.1%	89.6%
Dyer	11	94.3%	99.1%	97.2%	96.5%	76.1%	87.5%
Loudon	11	95.5%	82.6%	97.7%	95.1%	88.1%	92.8%
McMinn	11	94.4%	90.2%	94.7%	93.9%	69.0%	91.6%
Marion	11	94.2%	99.4%	96.7%	95.6%	87.7%	92.0%
Montgomery	11	95.9%	93.7%	96.8%	95.7%	88.7%	93.9%
Roane	11	95.9%	95.2%	91.9%	93.8%	81.0%	89.0%
Rutherford	11	94.9%	86.2%	94.3%	93.4%	83.6%	91.1%
Sevier	11	96.2%	91.8%	97.5%	96.1%	80.9%	93.0%
Tipton	10	96.2%	94.3%	98.2%	96.7%	80.0%	90.3%
Warren	10	92.7%	97.9%	97.0%	96.0%	84.0%	93.1%
Williamson	11	98.7%	91.0%	99.1%	98.1%	80.5%	94.3%
<b>Statewide Totals</b>	<b>190</b>	<b>95.1%</b>	<b>91.6%</b>	<b>96.1%</b>	<b>95.1%</b>	<b>82.4%</b>	<b>92.0%</b>



---

## ENFORCEMENT

---

Tennessee continues to support the enforcement of safety belts and child passenger safety laws. To constantly remind the public that safety belts save lives, highly publicized and visible waves of enforcement of seat belt laws were conducted in FFY 2023. Law enforcement agencies took the opportunity to educate drivers on the importance of safety belts and the consequences they may face when in violation of the law. A traffic stop did not guarantee a citation, but it was still an effective way to influence a driver to comply with the seat belt laws.

The THSO worked diligently to utilize several avenues of enforcement regarding seat belt compliance across the state. The THSO assisted law enforcement partners with seat belt saturations as well as seat belt enforcement hot spots. Local enforcement agencies selected areas where drivers involved in crashes were not using seat belts correctly based on data. The enforcement of seat belts paid big dividends to local communities, with lives saved and lost time for injured workers within the community.

The THSO participated in several special enforcement events that focused on seat belt usage. Using the seat belt convincer across the state at community events, school functions, and large sporting events proved to be very effective. The public saw the true reaction that occurred during a crash at low speeds after a short ride on the convincer. This helped individuals see that the seat belt worked as it was designed to protect occupants from injury. Visibility proved to be an effective enforcement tool. Many families that observed the seat belt convincer changed their behavior after seeing the dangers of not properly using the seat belt.

# Traffic Records

*A statewide traffic records system is necessary for planning (problem identification), management of operations, data quality, and evaluation of the state's highway safety activities. The Tennessee Department of Safety and Homeland Security (TDOSHS) has made tremendous strides toward improving the data it receives since the Tennessee Integrated Traffic Analysis Network (TITAN) system began in April 2008.*

The TITAN program aims to accomplish the objectives outlined in the 2004, 2009, 2014, and 2019 NHTSA state traffic records assessment. Tennessee has successfully implemented an all-electronic reporting system for crash records through the TITAN 2.0 Police Crash Report (PCR), a web-based crash reporting service. The usage of electronic reporting for various other traffic records continues to grow. The integration among traffic records datasets is improving, and the state is using the process developed in 2019 to update the Traffic Records Strategic Plan while also updating the statewide traffic records inventory in FFY 2023.

---

## PERFORMANCE MEASURES

---

PERFORMANCE METRIC: Toxicology Results Reported on Crash Reports

PRIMARY PERFORMANCE ATTRIBUTE: Completeness

CORE TRAFFIC RECORDS DATA SYSTEM TO BE IMPACTED: Crash

RESULT: The State discovered an error in the original calculations for this metric and needed to establish a new baseline and target. In calendar year 2022, 32.1 percent of toxicology results were reported on the crash report. The state established a goal for calendar year 2023 of 35 percent.

PROGRESS: First year

---

## QUALITATIVE IMPROVEMENT

---

Tennessee began piloting its eCitation program in 2014 and deployed statewide with the THP in 2016. Tennessee encourages other law enforcement agencies to use eCitation. The state showed year over year improvement in this measure and for the current measurement period as 76.91 percent of THP citations were issued electronically. The target for the next performance period is 80 percent. Performance Measure: Percentage of THP Citations Issued Electronically.

Start Date	End Date	Percent Electronic
April 1, 2013	March 31, 2014	0.00%
April 1, 2014	March 31, 2015	0.29%
April 1, 2015	March 31, 2016	2.52%
April 1, 2016	March 31, 2017	29.74%
April 1, 2017	March 31, 2018	38.55%

Start Date	End Date	Percent Electronic
April 1, 2018	March 31, 2019	44.92%
April 1, 2019	March 31, 2020	66.45%
April 1, 2020	March 31, 2021	66.10%
April 1, 2021	March 31, 2022	72.99%
April 1, 2022	March 31, 2023	76.91%

## AGENCIES FUNDED

Agencies Funded	Funding Source	Targeted Area	FFY 2023 Grant Amount
Tennessee Department of Health	405c	Statewide	\$101,253.00
Tennessee Department of Health	405c	Statewide	\$106,623.16
Tennessee Department of Safety & Homeland Security	405c	Statewide	\$750,000.00
Vanderbilt University	405c	Davidson County	\$17,054.60

## PROGRAM AREA HIGHLIGHTS

The Business Intelligence and Analytics program was maintained using Tableau software. It was used to deploy web-facing and internal dashboards that analyzed various kinds of transportation safety data. The team implemented new dashboards for end-users on an ongoing basis.

The Tennessee Department of Health (TDOH) partnership and coordination continued throughout the fiscal year, enhancing and expanding the integration of crash and injury outcome data. Through the partnership, a joint effort successfully integrated crash and death certificate data last year, and during this fiscal year, TDOH integrated hospital discharge data with crash data.

In May 2023, the TITAN 2.0 PCR, a web-based crash reporting service that replaces the client-based TITAN crash reporting software, was released. This update improved data quality with more robust business rules and through integration across driver, vehicle, and roadway systems. The new version also increased efficiency, usability, and accessibility for end-users, by eliminating the need for software updates on local computers, and through a more intuitive interface that provides easier navigation to the investigating officer. As part of the TITAN 2.0 PCR project, the state conducted a Model Minimum Uniform Crash Criteria (MMUCC) compliance review of the PCR and the crash database and completed development of changes to both to improve compliance with MMUCC 5. The MMUCC 5 updates will be deployed in FFY 2024.

In FFY 2023, three new agencies began using TITIAN E-Citation, bringing the total number of agencies to 18. Throughout the year, members from TITAN represented the department on various committees, including the Tennessee Impaired Driving Advisory Council, Occupant Protection Coalition, Traffic Records Coordinating Committee, the Strategic Highway Safety Planning Committee, Shared Safety Performance Measures Working Group, and the Association of Transportation Safety Information Professionals.

Finally, members from the TITAN team gave numerous presentations throughout the year, including at the Tennessee Lifesavers Conference, Tennessee Association of Chiefs of Police, Tennessee Sheriffs' Association, Tennessee Law Enforcement Training Academy, THSO Regional Network Coordinators Meeting, and many others. Researchers from the TDOH presented the results of the crash/health integration collaboration at the 2023 Association of Transportation Safety Information Professionals Traffic Records Forum, which was held in Nashville.

# Impaired Driving Prevention

*The Alcohol and Other Drugs Countermeasures program serves to increase participation and coordination by all components of the DUI system: enforcement, prosecution, adjudication, and rehabilitation to reduce crashes and fatalities.*

## PERFORMANCE MEASURES

**C.5 NUMBER OF FATALITIES IN CRASHES INVOLVING A DRIVER OR MOTORCYCLE OPERATOR WITH A BAC OF .08 AND ABOVE:** The THSO will strive to meet the target measure for the number of fatalities in crashes involving a driver or motorcycle operator with a BAC of .08 and above. The FFY 2023 HSP set a target of 290, an 8.50 percent increase from a 2016 to 2020 baseline.

**RESULT:** According to state data, as of mid-December 2023, Tennessee has had 230 fatalities involving a driver or motorcycle operation with a BAC of .08 and above on our roadways. Utilizing monthly data from January 2010 through October 2023, Tennessee forecasts 282 fatalities involving a driver or motorcycle operation with a BAC of .08 and above for the year. The target outlined in the 2023 HSP is achievable through continued enforcement and education.

**PROGRESS:** In Progress

## AGENCIES FUNDED

Agencies Funded	Funding Source	Targeted Area	FFY 2023 Grant Amount
Adamsville Police Department	154	City of Adamsville	\$15,000.00
Bean Station, Town of	154	City of Bean Station	\$15,000.00
Bedford County Sheriff's Department	154	Bedford County	\$20,007.00
Benton Police Department	154	City of Benton	\$19,000.00
Blount County Sheriff's Office	154	Blount County	\$40,300.00
Bolivar Police Department	154	City of Bolivar	\$20,305.65
Bristol Police Department	154	City of Bristol	\$40,000.00
Brownsville Police Department	154	City of Brownsville	\$176,280.00
Campbell County Sheriff's Department	154	Campbell County	\$47,000.00
Carroll County Sheriff's Department	154	Carroll County	\$21,500.00
Clarksville Police Department	154	City of Clarksville	\$125,000.00

Agencies Funded	Funding Source	Targeted Area	FFY 2023 Grant Amount
Cocke County Sheriff's Department	154	Cocke County	\$40,000.00
Coffee County Sheriff's Department	154	Coffee County	\$25,000.00
Cookeville Police Department	154	City of Cookeville	\$45,000.01
Crossville Police Department	154	City of Crossville	\$24,977.20
Dandridge Police Department	154	City of Dandridge	\$15,000.00
Dayton Police Department	154	City of Dayton	\$15,000.00
Dunlap Police Department	154	City of Dunlap	\$15,000.00
Fairview Police Department	154	City of Fairview	\$28,245.50
Franklin County Sheriff's Office	154	Franklin County	\$25,000.00
Germantown Police Department	154	City of Germantown	\$10,000.00
Grainger County Sheriff's Department	154	Grainger County	\$10,000.00
Hardin County Sheriff's Department	154	Hardin County	\$19,999.51
Hawkins County Sheriff's Department	154	Hawkins County	\$60,000.00
Jamestown Police Department	154	City of Jamestown	\$20,000.00
Johnson City Police Department	154	City of Johnson City	\$42,020.00
Lexington Police Department	154	City of Lexington	\$38,000.00
Madison County Sheriff's Department	154	Madison County	\$64,830.00
Marion County Sheriff's Department	154	Marion County	\$40,000.00
Martin Police Department	154	City of Martin	\$25,000.00
Maryville Police Department	154	City of Maryville	\$45,000.00
McMinn County Sheriff's Department	154	McMinn County	\$25,000.00
McNairy County Sheriff's Department	154	McNairy County	\$15,000.00
Meigs County Sheriff's Department	154	Meigs County	\$25,000.00
Memphis Police Department	154	City of Memphis	\$100,000.00
Monterey Police Department	154	City of Monterey	\$15,000.00
Mothers Against Drunk Driving	154	Statewide	\$109,133.15



Agencies Funded	Funding Source	Targeted Area	FFY 2023 Grant Amount
Overton County Sheriff's Department	154	Overton County	\$15,000.00
Pleasant View Police Department	154	City of Pleasant View	\$9,999.99
Rhea County Sheriff's Department	154	Rhea County	\$38,000.00
Savannah Police Department	154	City of Savannah	\$20,000.00
Selmer Police Department	154	City of Selmer	\$15,000.00
Sequatchie County Sheriff's Department	154	Sequatchie County	\$13,000.00
Sevierville Police Department	154	City of Sevierville	\$63,000.00
Shelby County Sheriff's Office	154	Shelby County	\$400,000.00
Sumner County Sheriff's Department	154	Sumner County	\$30,000.00
Tennessee Alcoholic Beverage Commission	154	Statewide	\$135,000.00
Tennessee Bureau of Investigation	405d	Statewide	\$700,000.00
Tennessee Department of Mental Health and Substance Abuse Services	405d	Statewide	\$300,000.00
Tennessee Department of Safety & Homeland Security	405d	Statewide	\$550,000.00
Tennessee District Attorney General, 01st Judicial District	154	Carter County Johnson County Unicoi County Washington County	\$188,485.49
Tennessee District Attorney General, 02nd Judicial District	154	Sullivan County	\$176,741.25
Tennessee District Attorney General, 03rd Judicial District	154	Greene County Hamblin County Hancock County Hawkins County Cocke County	\$162,481.29
Tennessee District Attorney General, 04th Judicial District	154	Grainger County Jefferson County Sevier County	\$161,835.92
Tennessee District Attorney General, 05th Judicial District	154	Blount County	\$229,606.49
Tennessee District Attorney General, 06th Judicial District	154	Knox County	\$349,905.88
Tennessee District Attorney General, 07th Judicial District	154	Anderson County	\$285,051.51
Tennessee District Attorney General, 08th Judicial District	154	Campbell County Claiborne County Fentress County Scott County Union County Loudon County	\$182,937.32
Tennessee District Attorney General, 09th Judicial District	154	Meigs County Morgan County Roane County	\$232,678.77
Tennessee District Attorney General, 10th Judicial District	154	Bradley County McMinn County Monroe County Polk County"	\$195,347.15
Tennessee District Attorney General, 11th Judicial District	154	Hamilton County	\$349,738.63



Agencies Funded	Funding Source	Targeted Area	FFY 2023 Grant Amount
Tennessee District Attorney General, 12th Judicial District	154	Bledsoe County Franklin County Grundy County Marion County Rhea County Sequatchie County Clay County	\$297,012.00
Tennessee District Attorney General, 13th Judicial District	154	Cumberland County DeKalb County Overton County Pickett County Putnam County White County	\$184,150.71
Tennessee District Attorney General, 14th Judicial District	154	Coffee County	\$218,377.58
Tennessee District Attorney General, 15th Judicial District	154	Jackson County Macon County Smith County Trousdale County Wilson County	\$196,467.74
Tennessee District Attorney General, 16th Judicial District	154	Cannon County Rutherford County	\$178,003.57
Tennessee District Attorney General, 17th Judicial District	154	Bedford County Lincoln County Marshall County Moore County	\$217,336.29
Tennessee District Attorney General, 18th Judicial District	154	Sumner County	\$188,756.60
Tennessee District Attorney General, 19th Judicial District	154	Montgomery County Robertson County	\$179,061.44
Tennessee District Attorney General, 21st Judicial District	154	Williamson County	\$194,455.44
Tennessee District Attorney General, 22nd Judicial District	154	Giles County Lawrence County Maury County Wayne County	\$250,774.96
Tennessee District Attorney General, 23rd Judicial District	154	Cheatham County Dickson County Houston County Humphreys County Stewart County Benton County Carroll County	\$223,981.31
Tennessee District Attorney General, 24th Judicial District	154	Decatur County Hardin County Henry County Fayette County	\$299,386.49
Tennessee District Attorney General, 25th Judicial District	154	Hardeman County Lauderdale County McNairy County Tipton County	\$291,253.53
Tennessee District Attorney General, 26th Judicial District	154	Chester County Henderson County Madison County	\$252,024.92
Tennessee District Attorney General, 27th Judicial District	154	Obion County Weakley County	\$202,098.24
Tennessee District Attorney General, 28th Judicial District	154	Crockett County Gibson County Haywood County	\$271,520.68
Tennessee District Attorney General, 29th Judicial District	154	Dyer County Lake County	\$187,380.68
Tennessee District Attorney General, 30th Judicial District	154	Shelby County	\$312,017.23
Tennessee District Attorney General, 31st Judicial District	154	Van Buren County Warren County	\$296,444.18
Tennessee District Attorney General, 32nd Judicial District	154	Hickman County Lewis County Perry County	\$228,318.24
The University of Tennessee	154	Statewide	\$97,106.00
Union City Police Department	154	City of Union City	\$20,000.00

Agencies Funded	Funding Source	Targeted Area	FFY 2023 Grant Amount
Union County Sheriff's Department	154	Union County	\$15,000.00
Wayne County Sheriff's Department	154	Wayne County	\$10,000.00
White County Sheriff's Department	154	White County	\$35,000.00
White Pine Police Department	154	City of White Pine	\$10,000.00



## PROGRAM AREA HIGHLIGHTS

Many efforts were made in FFY 2023 to create a well-rounded approach to impaired driving prevention. Although there continues to be a lingering impact of law enforcement personnel shortages and turnover which affects active enforcement, success was still found. With the aid of excellent virtual meeting platforms, a committed host of highway safety partners, and a diligent highway safety office staff, there were many areas of success. Below are examples.

- There were continued high levels of participation and coordination by all components of the DUI system: enforcement, prosecution, adjudication, and rehabilitation.
- There was a continued execution of year-round impaired driving enforcement, which was inclusive of special enforcement emphasis during national enforcement campaign periods.
- This enforcement was represented at higher levels than FFY 2022

**Training of Law Enforcement and Prosecutors on DUI Laws** In the area of impaired driving prosecution, many successes were experienced, and even a few goals were exceeded. All scheduled classes and seminars were conducted successfully with high attendance. The organization was able to provide excellent speakers, instructors, and experts in the field of impaired driving. They provided additional “Cops in Court seminars” - exceeding the grant’s projected five Cops in Court seminars by providing eleven. Prosecutors (TSRPs) provided

training to approximately 318 prosecutors and 2,988 law enforcement officers throughout the grant year, surpassing the grant goals of training 150 prosecutors and 1,750 law enforcement officers. The organization enjoyed a great working relationship with prosecutors, law enforcement officers, and all state and community partners

The TSRPs provided legal advice and education to over 500 prosecutors, 2,000 law enforcement officers, 300 judges, and many more individuals and community groups. Four, 12-page DUI Newsletters were published and distributed. These newsletters covered legal updates, case law updates, future training announcements, prosecution statistics, fatality statistics, and how to address many current impaired driving issues. In addition to the newsletters, information and resources were provided to prosecutors and law enforcement officers in the form of books, articles, a DUI trial manual, useful forms, emails, telephone calls, a DUI website, and an internet discussion forum.

The TSRPs continued to work with Tennessee Bureau of Investigation (TBI), the THSO, Tennessee Highway Patrol (THP), and other community groups to introduce oral fluid testing, lower per se and mandatory jail BAC levels, drugged driving prevention, and better legislation to combat all aspects of impaired driving.

Both TSRPs serve on Tennessee's Impaired Driving Advisory Council and were instrumental in developing a new three-year strategic action plan for combating many different aspects of impaired driving. The TSRPs are continuing to work on resources and information that will benefit the prosecutors and law enforcement officers with their duties in investigating and prosecuting impaired drivers.

One challenge that was experienced this year, and last year, was a large turnover in the number of DUI grant prosecutors. Some seasoned DUI prosecutors were lost through job reassignment, and they were replaced with prosecutors who were new to DUI prosecution. To adjust to the inexperience of the new prosecutors, a mix of basic and advanced training and resources were offered.

Another challenge is that, because of new legislation mandating law enforcement training and in-service on impaired driving cases, the organization has been required to provide and conduct more training sessions for law enforcement officers. So far, all requests have been fulfilled.

**Tennessee Judicial Outreach Liaison (JOL)** The Tennessee JOL Program has just completed its ninth year. Eight of those years were under the leadership of Judge Leon Burns, who retired at the end of FFY 2022. Judge Donald Parish became Tennessee's second JOL in early 2023. To date, the JOL has: attended nine judicial conference meetings and made presentations at six such meetings; attended ten webinars regarding impaired driving; participated in eight virtual meetings of the State Judicial Outreach Liaison and Regional Judicial Outreach Liaison members from across the nation; attended two national meetings of the JOL's with a third meeting to occur shortly; attended three meetings of the Tennessee Impaired Driving Advisory Council; participated in meetings with the traffic safety resource prosecutors and have

agreed with them to make future joint presentations; submitted two articles for publication regarding impaired driving issues - both were accepted and published in the summer of 2023 in journals widely circulated in Tennessee and the nation; attended the annual Lifesavers multi-day conference; participated in the NHTSA formal assessment of the THSO including giving testimony to the visiting panel of experts; contributed to the THSO Impaired Driving Strategic Plan for the future; attended and completed training at the National Judicial College in the area of teaching judges on the topic of impaired driving; attended and presented at an LEL Workshop; attended budget training at a THSO work session; arranged for and facilitated the appearance of Judge Neil Axel to speak at a meeting of the General Sessions Judges; and, have scheduled to attend and present at two upcoming judicial conference meetings, a MADD community session, an LEL Network Coordinator Retreat, a meeting with THP staff regarding the ignition interlock program, and a national conference of JOL's.

During an Impaired Driving Advisory Council retreat in April 2023, a planning session for the next three-year impaired driving strategic plan, the idea of expanding the JOL program was discussed. While no action was taken during the FFY 2023 year, the THSO management has an interest in potentially pursuing this in FFY 2024.

**DUI Prosecution** The THSO maintained its DUI Prosecution Activity Program in thirty-one of the thirty-two judicial districts. Several of the districts had notable achievements over the year, representing one district from each of the state's four regions:

- District 2, in the East Tennessee Region, achieved an annual average of 97.06 percent conviction rate Guilty as Charged in the criminal and general sessions court.
- District 31, in the Cumberland Tennessee Region, achieved an annual average of 89.63 percent Guilty as Charged disposition rate, an increase from FFY 2022.
- District 26, in the West Tennessee Region, achieved an annual average of 92.29 percent Guilty as Charged conviction rate, an increase from FFY 2022.
- District 21, in the Middle Tennessee Region, achieved an annual average of 85.92 percent Guilty as Charged conviction rate.

**Roadside Safety Checkpoints** More robust levels of roadside safety checkpoints began in the spring of 2023. Statewide, there were 179 executed checkpoints between the four regions of the state, outpacing the previous year. These were primarily centered around NHTSA campaigns.

**DUI Tracker** The THSO continued funding the state's DUI data tracking system called the DUI Tracker. Currently, there are 49 active users of the TITAN DUI Tracker system statewide from 31 of the 32 judicial districts, being the most to ever enter cases into the system. During FFY 2023, 11,763 new cases were entered into the TITAN DUI Tracker system.

**Recovery Courts** In conjunction with the THSO, the Tennessee Department of Mental Health and Substance Abuse (TDMHSA) Recovery Court Administrator/Project Director identified the following programs with which to partner that utilize evidence-based strategies to reduce the incarceration rates of substance using offenders: Davidson County Recovery Court, Sumner County, the 23rd Judicial District Advocates, and the 21st District Recovery Court. The TDMHSA Recovery Court staff actively partners with many programs in Tennessee that utilize evidence-

based strategies to decrease substance misuse among program participants.

Some of the successes of each court were:

- Sumner County - Was able to collect and evaluate data on participants, including the number of in-program DUI arrests for current participants, the number of participants who received substance abuse as their beginning step in recovery court, etc.
- Davidson County - Provided intensive alcohol and drug treatment to an average of 44.3 substance abuse offenders, including DUI participants during the 4th quarter. DC4 accepted nine new intakes during the 3rd quarter.
- 23rd Judicial District - DUI Court saved an estimated \$70,000 in incarceration costs for their 14 DUI participants during the fourth quarter. The investment of \$15,000 in DUI Court during the quarter saved the state \$55,000 in incarceration costs alone. That is in addition to court savings generated by pleading these cases to DUI Court, thereby eliminating the costly trial process.
- 21st Judicial Recovery Court - The Treatment Coordinator met with all participants who began their outpatient program to develop an individual treatment plan. Participants attended therapy and support groups provided by the Coordinator or a Facilitator once weekly. This is in addition to required attendance at 12-step group meetings three times weekly.

Some of the overall successes have been that the courts have been able to place participants addicted to drugs and/or alcohol back into the community. Participants are attending either GED classes or have been provided tutoring services. Participants continue to complete their community services work as required and have continued to pay their court order obligations such as court costs/fines/fees, restitution, and/or child support.

**Oral Fluid Roadside Collection Device Validation** The TBI had to work with the THSO to adjust goals related to equipment purchases based on NHTSA Buy American restrictions and the lengthiness and complication exception request process; and the addition of the forensic tech position into the state budget. The THSO approved the TBI to adjust plans for this project period; therefore, all agreed upon goals/objectives were met. Even with these delays, there were numerous successes:

- Eight scientists attended the annual Society of Forensic Toxicologists training in October/November 2022.
- Two forensic scientists attended The Borckenstein Alcohol School in May 2023.
- Three forensic scientists made arrangements (registration/flights) to attend the Borckenstein Drug School in October 2023. The lodging and per diem meal expenses have been requested under the TBI's 2024 THSO award.
- Four scientists initiated travel authorizations to register and make travel arrangements for the Intoximeters User Group Meeting in October 2023. The lodging and per diem meal expenses have been requested under the TBI's 2024 THSO award.
- Eight forensic scientists made arrangements (registration/flights) to attend the annual Society of Forensic Toxicologists training in October 2023. The lodging and per diem meal expenses have been requested under the TBI's 2024 THSO award.
- One Positive Pressure Manifold was purchased to be used to extract samples for drug testing in toxicology.



- Breath Alcohol and Toxicology consumable testing supplies were purchased to continue utilization of EC/IR II instrument use and to support increased volume of blood-alcohol and blood-drug screening - including blood-alcohol test kits, blood-alcohol caps and vials and Elisa kits for expanded drug testing that requires duplicate analysis for each sample, increasing the volume of consumable supplies needed for testing for all of our DUI/DUID cases that require a drug screen
- Breath Alcohol - While no EC/IR II Instruments were requested for purchase this year, the four TBI scientists responsible for instruments statewide continued their efforts to deploy grant-purchased instruments in the field. This activity was completed in the grant project period.
  - During the FFY 2023, the TBI conducted calibrations on 448 EC/IR II instruments.
  - During FFY 2023, the Toxicology received/completed the following:
    - Alcohol Requests Received - 17,941
    - Alcohol Requests Completed - 17,818
    - Drug Screen Requests Received - 7,372
    - Drug Screen Requests Completed - 7,843

**Impaired Driving Advisory Council** Per the continued requirement, the state continued utilizing a highly functioning Impaired Driving Advisory Council, which consists of approximately 30 members. NHTSA assisted with a statewide Impaired Driving Assessment held in the spring. This was followed by a planning retreat of the Impaired Driving Advisory Council members, with the assistance of consultants at Cambridge Systematics. The assessment and retreat were a combined effort to establish a foundation for a new strategic plan. An approved three-year impaired driving strategic plan for FFY 2024 - FFY 2026, through the assistance of Cambridge Systematics, was submitted with the Triennial Highway Safety Plan.

In addition, the Impaired Driving Advisory Council recognized its tenth anniversary with an awards and recognition luncheon in September. It was attended by past and current members, Tennessee Department of Safety and Homeland Security senior leadership, current and past THSO directors, NHTSA Region 4 leadership, and THSO staff. The original five members, who began the group in 2013, were recognized; three were present for special presentations. A total of approximately seventy guests were present for this event.





**Law Enforcement Agencies** The THSO funded numerous law enforcement agencies statewide to reduce the number of alcohol-related fatalities and serious injuries on Tennessee roadways. Below is a short list of some of the significant accomplishments and represent the eastern, middle, and western portions of the state.

**Rutherford County Agencies** The agencies of Rutherford County partnered to create a large-scale saturation event that covered surface streets and the interstate. It occurred on September 20, 2023, for six hours and was called Operation Summertime Blues 3.0. The event yielded 978 total citations with 408 contacts. Participating in the event were:

- Rutherford County Sheriff's Office (RCSO)
- Tennessee Highway Patrol (THP)
- Murfreesboro Police Department (MPD)
- Smyrna Police Department (SPD)
- Le Vergne Police Department (LPD)
- Tennessee Highway Safety Office (THSO)

**Johnson City Police Department** The Johnson City Police Department experienced tremendous success. Data compiled over the 12-month grant period showed the department dedicated over 790 hours to impaired driving enforcement with notable activity as 943 traffic stops were conducted.

**Bean Station Police Department** The Bean Station Police Department had no alcohol-related fatalities or crashes for the year. Although a small law enforcement agency, this was a reduction from four fatalities the year prior.

**Chattanooga Police Department** The Chattanooga Police Department's number of DUI fatalities decreased 33 percent from 12 to 8 for the year.

**Clarksville Police Department** The Clarksville Police Department had fewer alcohol-related crashes than the year prior and significantly reduced the alcohol-related fatalities from 9 to 2.

**Lexington Police Department** The Lexington Police Department noted some significant statistical changes, with a 9.90 percent overall decrease in the total number of crashes and injury crashes decreased by 11.68 percent.

**Maryville Police Department** During FFY 2023, the City of Maryville had a total of 38 total alcohol-related crashes, which is a decrease of 18 percent in alcohol-related crashes during the same period the year prior.

**Pleasant View Police Department** The City of Pleasant view saw a decrease in the number of alcohol-related crashes from the prior year. In addition, there were no alcohol-related deaths during the grant period.

# Distracted Driving Prevention

*Distracted driving is considered to be any activity that could divert a person's attention away from the primary task of driving. Consequently, they endanger drivers, passengers, and other roadway users, including bicyclists and pedestrians. While most drivers agree that distracted driving is dangerous, many still engage in actions that take their eyes off the road in front of them.*

In 2019, the Hands Free Law was enacted in Tennessee, giving law enforcement more power to pursue and enforce distracted driving related to holding a phone while writing, sending, or receiving a text-based communication message. According to the table below, Tennessee witnessed a slight decrease in total distracted driving-related crashes and fatalities from 2021 to 2022. On Tennessee roadways, a six percent decrease was observed statewide. However, distracted driving crashes and resulting fatalities remain a significant problem in West Tennessee. Shelby County reported over an 18 percent increase in both distracted driving crashes and fatalities from last fiscal year to this year. Shelby County is one of the state's largest regions that consistently endures increases in several highway behavioral driving statistics. Thus, the partnership between the THSO and the University of Memphis to educate and implement campaigns to decrease distractions while behind the wheel is of significant benefit.

	2017	2018	2019	2020	2021	2022
Crashes	24,790	24,624	23,722	20,391	22,187	20,786
Fatalities	48	62	69	70	74	68

Sources:  
Crashes: TN Dept. of Safety and Homeland Security, TITAN Business Unit, 03 Nov 2023. (TITAN)  
Fatalities: TN Dept. of Safety and Homeland Security, TITAN Business Unit, 03 Nov 2023. (FTS)

## PERFORMANCE MEASURES

**P.1 DISTRACTED DRIVING FATALITIES:** The The THSO will strive to meet the target measure for the number of distracted driving fatalities. The FFY 2023 HSP set a target of 83, an 18.57 percent increase from a 2020 baseline. Result: According to state data, as of mid-December 2023, Tennessee has had 54 distracted driving fatalities on our roadways. Utilizing monthly data from January 2010 through October 2023, Tennessee forecasts 71 distracted driving fatalities for the year. The target outlined in the 2023 HSP is achievable through continued enforcement and education. RESULT: According to state data, as of mid-December 2023, Tennessee has had 54 distracted driving fatalities on our roadways. Utilizing monthly data from January 2010 through October 2023, Tennessee forecasts 71 distracted driving fatalities for the year. The target outlined in the 2023 HSP is achievable through continued enforcement and education. PROGRESS: In Progress

---

## AGENCIES FUNDED

---

Agency Name	Funding Source	Targeted Area	FFY 2023 Grant Amount
Blount County Sheriff's Office	402	Blount County	\$45,136.00
Red Bank Police Department	402	City of Red Bank	\$50,000.00
The University of Memphis	402	Shelby County	\$77,108.40

---

## PROGRAM AREA HIGHLIGHTS

---

**Media and Communication** During Distracted Driving Awareness Month, the THSO partnered with several media agencies and advertised across three different platforms, including digital, social, and Spotify, for their paid media campaign. The main objective of this campaign was to communicate to the citizens of Tennessee about the extreme dangers of driving while distracted. To be cost-effective, the THSO re-tagged an existing NHTSA commercial manifesto and created new materials to accompany it. The distracted driving campaign was launched in April and the THSO determined that a targeted one-week approach between April 2-10 would be most effective. The paid digital media advertising tactics used included banner ads, homepage takeovers, targeted display, YouTube TrueView, OTT, and Pre-Roll. Over three million impressions were garnered on these tactics. The THSO also utilized an intense social media campaign on Facebook, Instagram, and Snapchat, with over 5.1 million impressions garnered— additionally, Spotify streaming audio rendered over 1.5 million impressions. Overall, this one-week approach was very successful, with a total of 9.8 million impressions achieved through all the advertising tactics used.

**The University of Memphis** A grant awarded in FFY 2023 to the University of Memphis focused on studying distracted driving behaviors. The grant was led by a designated research group at the university, including Dr. Subhash Jha, Dr. Susana Jaramillo, and Casey Waldsmith.

The team used a multi-pronged approach to gain insights into the perceptions of distracted driving. They leveraged various collateral to determine the effectiveness of messaging and launched an educational campaign through social media. The researchers closely worked with students to identify common distracted driving patterns, thoughts, and choices among young drivers. The team aimed to create a tool to reduce distracted driving behaviors and achieve the following goals during the grant year:

- Develop an app that offers personalized content and sends reminders and messages about safe driving practices to the target audience.
- Customize the app to provide weekly reminders on safe driving practices specifically for students.
- Conduct a study using the journalist technique, where participants were invited to

download the app onto their smartphones. Once installed, they received weekly notifications promoting safe driving habits. Additionally, participants were asked to report their distracted driving behaviors on a weekly basis. This process enabled the research team to evaluate the effectiveness of the app's notifications.

- Communicate broadly to students via social media platforms so that each post would reach a minimum of 1,000 individual viewers after launching the online educational campaign. The Fogleman College of Business social media platform played a crucial role in this effort.
- Develop a survey to collect data and evaluate the effectiveness of weekly reminders on participants.
- Plan strategies to recruit participants and ensure a successful study.
- Increase awareness so that after conducting the educational campaign, at least 1/8 of the undergraduate population of the University of Memphis can identify at least three types of distractors that can affect their driving (e.g., texting, radio, eating, talking, GPS). Additionally, students should be able to identify two types of severe risks associated with distractions while driving through this campaign.

The ultimate goal of this grant was to help reduce distracted driving crashes in the Shelby County area, where distracted driving-related crashes have been on the rise. This was the initial year of the grant and the THSO has elected to continue the grant in FFY 2024 to continue the study of distracted driving behaviors.

**Red Bank Police Department** The Distracted Driving Reduction Program of the Red Bank Police Department was supported by THSO grant funding, which was used to conduct distracted driving educational presentations at area high schools and to provide overtime for saturation patrols. During the FFY 2023 grant year, the Red Bank Police Department conducted a total of 144 saturation patrols, resulting in 2,141 warning citations for various traffic offenses, including Hands Free Law and due care, in addition to 428 citations for other offenses. These concentrated efforts resulted in a three percent decrease in distracted driving crashes in the Red Bank jurisdiction from 2022 to 2023.

**Blount County Sheriff's Office** For over five years, the Blount County Sheriff's Office has maintained a grant focused on distracted driving enforcement and education. During FFY 2023, the agency achieved great success in reducing the number of distracted driving crashes in their county. Blount County experienced 330 distracted driving crashes in 2022 and 290 in 2023, for a 13 percent decrease. The success can largely be attributed to extra enforcement patrols scheduled five days a week consisting of two four-hour shifts. These patrols occurred in areas where data showed a higher percentage of distracted driving crashes and were set for peak times during the day. Each deputy who worked the grant overtime was instructed on the Hands Free Tennessee law. As a result of this grant, the agency saw an increase in distracted driving citations for FFY 2023, with a total of 778 distracted driving citations issued.

# Motorcycle Safety

*The THSO has a comprehensive motorcycle safety program that aims to reduce the number of motorcycle-related crashes, injuries, and fatalities on Tennessee highways. This program includes education and training for motorcycle riders, awareness campaigns for motorists, and enforcement of traffic laws for all road users.*

---

## PERFORMANCE MEASURES

---

**C.7 NUMBER OF MOTORCYCLIST FATALITIES:** The THSO will strive to meet the target measure for the number of motorcyclist fatalities. The FFY 2023 HSP set a target of 168, a 10.12 percent increase from a 2020 baseline.

**RESULT:** According to state data, as of mid-December 2023, Tennessee has had 199 motorcycle fatalities on our roadways. The THSO has set a target to reduce the number of motorcycle fatalities in 2024. To achieve this target, the THSO plans to increase enforcement and public education efforts, particularly in areas where the number of motorcycle fatalities is high. The “Look Twice” campaign will be specifically targeted at these areas. The THSO, through our partnership with TITAN, is also analyzing crash data to ensure that the messaging is reaching the right locations by analyzing the residential locations of the vehicles involved in the crash. Furthermore, the THSO is exploring non-traditional partnerships to help reduce the number of motorcycle fatalities on the roads.

**PROGRESS:** Not Met

**C.8 NUMBER OF UNHELMETED MOTORCYCLIST FATALITIES:** The THSO will strive to meet the target measure for the number of unhelmeted motorcyclist fatalities. The FFY 2023 HSP set a target of 15 despite the increasing trends.

**RESULT:** According to state data, as of mid-December 2023, Tennessee has had ten unhelmeted motorcycle fatalities on our roadways. Utilizing monthly data from January 2010 through October 2023, Tennessee forecasts 15 unhelmeted motorcycle fatalities for the year. The target outlined in the 2023 HSP is achievable through continued enforcement and education.

**PROGRESS:** In Progress

---

## PROGRAM AREA HIGHLIGHTS

---

One of the most effective countermeasures to keep motorcyclists safer is to require that a helmet be utilized by underage individuals and all ages of motorcycle operators and passengers. This requirement has proven to be effective in Tennessee. Additionally, proper training of motorcycle riders in the vehicle’s operation is an effective countermeasure. However, this program is not overseen by the THSO but by the Tennessee Department of Safety and Homeland Security Motorcycle Rider Education Program, which is a close partner of the THSO.

The THSO has utilized communication countermeasure strategies to raise awareness among the general motoring public of the vulnerability of motorcycle operators. The Look Twice message was used during the month of May, which is incorporated as motorcycle safety month in the NHTSA Communications Calendar. This motorcycle safety campaign had an estimated

impression count of 21,892,337. The THSO works in tandem with the NHTSA Communications Calendar, and more information about this can be seen in the integrated communications section.

Enforcing traffic laws for motorcycle riders can be a challenging task for law enforcement agencies. This is primarily because motorcycles are smaller in size and harder to spot on the road, making them more difficult to track. Furthermore, motorcycle riders are more susceptible to injuries and fatalities in case of a crash. Although no agencies were directly funded to reduce motorcycle fatalities and serious injuries, many Police Traffic Services grants in Tennessee had a specific task to reduce the number of motorcycle crashes as part of their overarching goal of reducing fatalities and serious injuries on the state's roadways. The enforcement strategies were designed to enhance motorist compliance with Tennessee's traffic safety laws through the deployment of enforcement measures. The primary focus was on the safety of motorcyclists, whether it was the motorcyclists themselves or the general motoring public not complying with laws that could potentially endanger the life of a motorcyclist.

The THSO has developed a comprehensive motorcycle safety program aimed at reducing the number of motorcycle-related crashes, injuries, and fatalities on Tennessee highways. This program includes education and training for motorcycle riders, raising awareness campaigns for motorists, and targeted enforcement of traffic laws. The THSO is committed to ensuring that everyone on Tennessee's roads can travel safely and responsibly. The THSO motorcycle safety program is a vital initiative that seeks to reduce the human and economic toll of motorcycle-related crashes, injuries, and fatalities on Tennessee's highways.

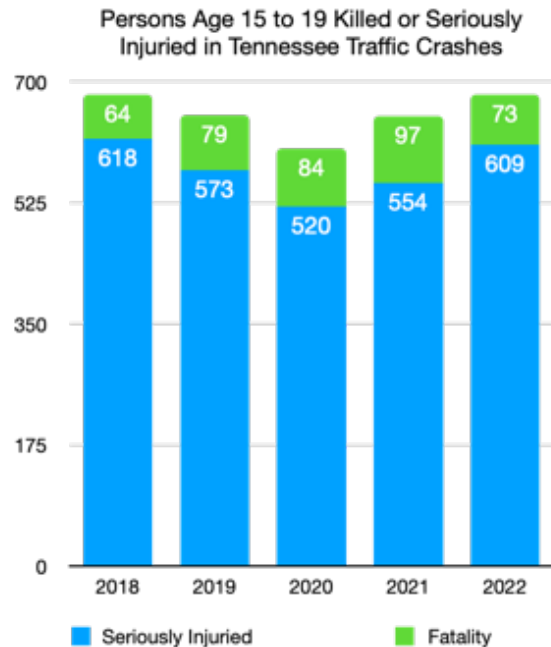




# Young Driver Safety

*According to the CDC, Motor vehicle crashes are now the second leading cause of death for U.S. teens. In 2021, 3,058 teens aged 13-19 in the United States were killed in automobile crashes.*

Recent statistics from TITAN reveal that Tennessee has made significant progress in reducing teenage fatalities on its roadways by 25 percent from 2021 to 2022. This is a remarkable achievement, benefiting both the young drivers and passengers. However, the state has also witnessed a ten percent increase in the number of seriously injured teenagers during the same period. The charts below illustrate the number of young adults killed and seriously injured in vehicular crashes. While reducing the number of teenage fatalities is a commendable achievement, it is crucial to acknowledge that more young adults have been seriously injured, and there is still room for improvement in every aspect of young driver safety.



## PERFORMANCE MEASURES

**C.9 NUMBER OF DRIVERS AGE 20 OR YOUNGER INVOLVED IN FATAL CRASHES:** The THSO will strive to meet the target measure for the number of drivers aged 20 or younger involved in fatal crashes. The FFY 2023 HSP set a target of 177, an 11.3 percent increase from a 2020 baseline.

**RESULT:** According to state data, as of mid-December 2023, Tennessee has had 189 young driver fatalities on our roadways. Utilizing monthly data from January 2010 through October 2023, Tennessee forecasts 234 young driver fatalities for the year. The THSO aims to reduce the number of young adult fatalities in 2024 by increasing enforcement and public education at more traditional levels. The agencies partnering with THSO have incorporated virtual learning events to reach more individuals along with conducting conventional in-person events. By utilizing virtual learning and traditional in-person events through grants included in the FFY 2024 Annual Grant Application, the THSO hopes to decrease the number of fatalities. The highway safety office is also exploring new ways to bring awareness to this age group, from social media challenges to Rule the Road events, where young drivers are physically in the car with an emergency vehicle-trained law enforcement officer.

**PROGRESS:** Not Met

## AGENCIES FUNDED

Agency name	Funding Source	Targeted Area	FFY 2023 Grant Amount
Alliance Highway Safety	402/405d	Statewide	\$112,500.00
Celebrate Overcoming	402	Statewide	\$60,000.00
Collegiate Life Investment Foundation	402	Statewide	\$35,350.00
Cookeville Police Department	402	City of Cookeville	\$25,000.00
Jackson Area Council on Alcohol and Drug Dependency (JACO)	402	Statewide	\$30,700.00
Don't Drive Drowsy Foundation	402	West Tennessee	\$35,500.00
Matrix Entertainment	402/405d	Statewide	\$75,000.00
Rutherford County Sheriff's Office	402	Rutherford County	\$15,000.00
SADD	402/405d	Statewide	\$140,000.00
Tennessee Trucking Foundation	402	Statewide	\$85,000.00
The University of Tennessee	402	East Tennessee	\$72,337.83
TjohnE Productions, Inc.	402/405d/Nissan	Statewide	\$174,999.83
UNITE Corporation	402	Statewide	\$74,250.00
ASAP of Anderson County	154	Anderson County	\$54,000.00
Children and Parent Resource Group, INC	154	Statewide	\$75,000.00
Metro Drug Coalition	154	Knox County	\$66,000.00
Mothers Against Drunk Driving	154	Statewide	\$172,843.86
Prevention Coalition for Success, Inc.	154	Rutherford County	\$55,753.91
Sumner County Anti Drug Coalition	154	Sumner County	\$12,306.28
The Promise Tour	154	Statewide	\$15,000.00
TICUA	154	Statewide	\$23,397.52

## PROGRAM AREA HIGHLIGHTS

**Law Enforcement** In 2023, the law enforcement partners of THSO continued to navigate complex restrictions. Their dedicated work benefited the youth in Tennessee, resulting in a decrease in the number of teen crashes across several counties. For instance, in 2022, Lenoir City witnessed 213 teen crashes, but during the current grant year, there were only 185 crashes,

which represents a reduction of 13.15 percent. Furthermore, there was also a reduction in the number of teen injuries, with the total number of injuries decreasing by four. The department prioritized additional saturation patrols and focused on data-driven location scheduling, thanks to grant funding. In addition, the department's school resource officers played a crucial role in promoting traffic safety events with area high school students. The department also partnered with the Loudon County Prevention Alliance, whose mission is to prevent drug and alcohol abuse.

**Reduce TN Crashes** is a program that aims to promote safe driving practices among teenagers by facilitating and rewarding traffic safety activities. The program has completed its tenth year in 2023 and has grown to include 311 high schools and 2,042 activities across all 95 counties in Tennessee. Since its inception in January of 2013, the total enrollment in the program has reached over 203,453. The program is empowering students to take the lead in promoting traffic safety. In the past school year, ten schools received the Gold Traffic Safety Award for completing activities within the Reduce TN Crashes program. In addition, three schools received the Silver Award, and seven schools received the Bronze Award.

The end of the school year saw 40 additional schools activating for the year and participating in over 386 activities. This year, the program partnered with the Tennessee Road Builders Association to provide gift cards to each Gold School. The Reduce TN Crashes team traveled more than ever this past school year to personally acknowledge and celebrate unique school initiatives, enthusiasm for driver safety, and education.

The top Reduce TN Crashes Gold school had an opportunity to share their success at the annual THSO Lifesavers conference, bringing even more awareness and interest to the program. The students were invited to host a session, sharing statewide with the law enforcement community and other traffic safety professionals what worked for them and how others can ignite the Reduce TN Crashes program in their schools. As a result of the program, a reduction in teen crashes was seen in the county of this particular Gold School. This demonstrates a direct correlation between student-led education, events, campaigns, and action in their own communities.

**Bradley County Sheriff's Office** The Bradley County Sheriff's Office is one of the recipients of a THSO grant. A devastating tragedy that struck Bradley County brought together three local high schools to pay tribute to a beloved teacher who lost her life due to a drunk driving crash that took place on Christmas Day. The Drama Class of Bradley Central High School created a six-month curriculum that revolved around safe driving activities. This initiative culminated in a mock crash near prom and graduation, which was entirely organized and executed by the students. The Drama Central instructor and the Bradley County Sheriff's Office provided guidance for the project. Over 642 students actively participated in the monthly campaigns and educational activities that included initiatives related to seat belt safety, cone course experiences in the school parking lot, simulations with impaired goggles, social media safety message contests, and more.

Brittany Dillard, fondly known as Miss Brittany, provided a secure and comforting environment

in her classroom. Her tragic death inspired students to take charge and learn how to make their schools and communities safer. The mock crash event was attended by the entire Bradley County community, as well as law enforcement and EMS personnel from seven surrounding counties. This tragedy brought together the law enforcement officers from seven counties, who pledged to increase their efforts to prevent drunk and distracted driving. Additionally, teens from over 18 high schools in the surrounding area focused their time and energy on learning safer driving habits, making responsible decisions behind the wheel, and being helpful passengers.

**Alliance Traffic Safety Marketing** The partnership between the THSO and Alliance Traffic Safety Marketing proved to be a resounding success. Four “Rule the Road” events were conducted across Tennessee, with one held in each region of the state. An additional event was held in Middle Tennessee, which allowed young drivers to meet NASCAR driver Ross Chastain and his brother Chad Chastain, an American professional stock car racing driver.

Over 300 students attended each of these driver education events, where they had hands-on, behind-the-wheel driving experience with a Tennessee law enforcement officer. The events included learning stations for impairment and obstacles, as well as a speed/hydroplane simulation. A seat belt convincer simulated a crash at a low speed, and a virtual reality driving experience tested quick decision-making skills and navigation. The educational event also included the “No Zone” tractor-trailer experience. Educational partners such as SADD and CLIF were present to educate students and parents about the current GDL guidelines in Tennessee. The West Tennessee Rule the Road event was a significant highlight for the THSO due to a 16 percent increase in teen crashes in the Memphis area. The event saw a significant turnout of over eight SRO attendees, all with the goal of replicating some of the educational tools and driving resources provided in Memphis area schools on a smaller scale. This was done to ensure that students who were unable to attend the Rule the Road event could still benefit from the educational resources and become more responsible and safer drivers.

The interaction between law enforcement officers, students, and parents was overwhelmingly positive. Several parents inquired about the next Rule the Road event, indicating a strong interest in the program. ABC Memphis was present at the event and created an educational video after interviewing young drivers, parents, THSO grantees, and partners in attendance. The video was aired on the local ABC affiliate as well as their website. This move was triggered by a tragic crash involving two teens that the city had recently experienced. The affiliate offered the video to 56 schools in the Memphis area to highlight the interaction and education resulting from real-life driving courses, law enforcement, MADD, SADD, and community partners working together. This was done with the aim of promoting safer driving habits and reducing the number of teen crashes in the area.

# Non-Motorized Safety

*Pedestrians and bicyclists are some of Tennessee's most vulnerable populations, and safety is an important priority. Pedestrian and bicycle safety is a crucial component of the Vulnerable Road Users Emphasis Area Plan in the Tennessee 2020–2024 Strategic Highway Safety Plan.*

Across the country, there has been a rise in pedestrian and bicyclist fatalities in urban areas. According to the Traffic Safety Facts: Research Note (October 2018), pedestrian fatalities in urban areas have increased by 36 percent since 2010; rural areas have decreased by 4.8 percent. During the same period, bicyclist fatalities increased by 49 percent in urban areas, rural areas increased by 4.6 percent.

Tennessee's pedestrian fatalities increased from 172 in 2020 to 177 in 2021. Bicyclist fatalities decreased from 13 in 2020 to seven in 2021. The THSO recognizes that enhanced focus must be placed on the harmful increase in pedestrian fatalities while maintaining the emphasis on bicyclist fatalities. Therefore, Tennessee's plan includes both education and enforcement. Tennessee was one of three states awarded a five-year demonstration grant for National Highway Traffic Safety Administration's (NHTSA) "Statewide Pedestrian and Bicyclist Focus Education and Enforcement Effort" program. The THSO utilized data to identify those areas with the most significant increases in pedestrian and cyclist crashes. With that data, an education and enforcement program was developed to implement in target areas across the state, including Memphis, Nashville, Chattanooga, and Knoxville. Throughout the grant period, the THSO will collaborate with partners to develop a guidebook that documents the grant effort and can be shared with other agencies.

Tennessee requested and received a Pedestrian and Bicyclist Safety Program Technical Assessment (PBSPTA) through NHTSA in 2022. A national team of experts in Program Management, Enforcement, Engineering, Emergency Medical Services, and Education reviewed all components of the bicycle and pedestrian program, noted its strengths and accomplishments, and provided recommendations for improvements that should be made. The Tennessee Final PBSPTA Report includes a program overview and a list of recommended improvements for increased safety. A Bicycle and Pedestrian Task Force was developed, and a consultant was hired to assist with the development of a strategic plan based upon these recommendations, and this is ongoing.

## PERFORMANCE MEASURES

**C.10 NUMBER OF PEDESTRIAN FATALITIES:** The THSO will strive to meet the target measure for the number of pedestrian fatalities. The FFY 2023 HSP set a target of 219, a 21.46 percent increase from a 2020 baseline.

**PROGRESS:** According to state data, as of mid-December 2023, Tennessee has had 170 pedestrian fatalities on our roadways. Utilizing monthly data from January 2010 through October 2023, Tennessee forecasts 187 pedestrian fatalities for the year. The target outlined in the 2023 HSP is achievable through continued enforcement and education.

**PROGRESS:** In Progress

**C.11 Number of Bicyclists Fatalities:** The THSO will strive to meet the target measure for the number of bicyclist fatalities. The FFY 2023 HSP set a target of 11, an 8.33 percent decrease from a 2020 baseline.

**PROGRESS:** According to state data, as of mid-December 2023, Tennessee has had 11 bicyclist fatalities on our roadways. Utilizing monthly data from January 2010 through October 2023, Tennessee forecasts 14 bicyclist fatalities for the year. While this forecast is over the target outlined in the FFY 2023 HSP, the target is still achievable through robust enforcement.

**RESULT:** In Process

## AGENCIES FUNDED

Agency Name	Funding Source	Targeted Area	FFY 2023 Grant Amount
Bike Walk Knoxville	405d (402)	Knox County	\$65,000.00
Building Memphis	405d (402)	Shelby County	\$65,000.00
Clarksville Police Department	405d (402)	City of Clarksville	\$22,500.00
Knoxville Police Department	405d (402)	City of Knoxville	\$35,000.00
Memphis Police Department	405d (402)	City of Memphis	
Metropolitan Nashville Police Department	405d (402)	Davidson County	\$35,000.00
Murfreesboro Police Department	405d (402)	City of Murfreesboro	\$35,000.00
Nashville Department of Transportation and Multi-modal Infrastructure	405d (402)	Davidson County	\$60,000.00
Shelby County Sheriff's Office	405d (402)	Shelby County	\$35,000.00
White Oak Bicycle Coop	405d (402)	East Tennessee Region	\$65,000.00

## PROGRAM AREA HIGHLIGHTS

**White Oak Bicycle Coop** The Safety Initiative for Bicyclists and Pedestrians grant, in partnership with White Oak Bicycle Coop, completed its first year with THSO. The program aimed to provide bicycle and pedestrian educational programming to children aged 6-16 in low-income populations, minority groups, and underserved communities in the Greater Chattanooga area of Tennessee.



Over the course of the year, the project achieved several successes, including continued partnerships with established entities such as the Bridge Program (after-school rodeos) and On My Own Two Wheels (bike safety and maintenance). The project director, Kat Volzer, also continued working with the Southeast Conservation Corps for their Trips for Kids program, a unique after-school mountain biking experience that offered weekly rides facilitated by trained mentors who taught biking skills and provided team building and group dynamics training.

To expand the existing Mobile Bike Kitchen program, the agency now uses a trailer with two permanent workstations installed. The trailer also allowed for the support of an online/hybrid Trips for Kids Earn-A-Bike program and taught basic bike mechanics.

The agency conducted 86 educational programs with 3,297 participants, with eight outside the grant target audience of low-income communities, minority groups, and underserved populations. Twelve different types of programs were offered to 33 different community partners and included bike rodeos, learning-to-ride classes, and bicycle repair training.

The program's focus on community partnerships and education helped reach underserved populations and create safer cycling and pedestrian environments in the Greater Chattanooga area.

**Bike Walk Knoxville** The bicycle/pedestrian-friendly driver training program utilized by Bike Walk Knoxville successfully educated drivers about best practices for safely sharing the road with vulnerable road users. During the previous year, the program provided education to over 100 individuals in Knoxville. The results were impressive, as more than 90 percent of the participants passed the post-test with a score of 80 percent or higher. This indicates that the program was effective in increasing information and awareness for drivers sharing the roadway with bicyclists and pedestrians.

**Enforcement and Education Grants** Seven grants were awarded to various law enforcement agencies, including the Shelby County Sheriff's Office, the Memphis Police Department, Chattanooga Police Department, Murfreesboro Police Department, Metropolitan Nashville Police Department, Knoxville Police Department, and Clarksville Police Department. These grants were specifically allocated for overtime purposes, allowing the agencies to provide traffic safety educational materials to both pedestrians and motorists who were observed engaging in unsafe behaviors.



# Communications

*The THSO has developed an integrated communications plan that works in tandem with NHTSA National Communication's Plan and utilizes the unique opportunities available in Tennessee. The plan focuses primarily on occupant protection and impaired driving through techniques that integrate brand recognition, delivery method, target audience selection, demographic characteristics, and law enforcement efforts to support state laws and encourage behavioral changes.*

---

## OVERVIEW

---

Brand recognition, in combination with the message itself, can help change behavior. The Booze It & Lose It enforcement messaging is associated with the penalties of drinking and driving, while the Buzzed Driving is Drunk Driving and Fans Don't Let Fans Drive Drunk behavioral messaging is associated with social norms. Click It or Ticket is enforcement messaging concerned with the penalties of not wearing a seat belt. In contrast, the Buckle Up Tennessee behavioral messaging is concerned with social norms. Although media is not the only factor in changing behavior, it can influence individuals by providing a sustainable message that, over time, can be persuasive and effective.

Along with those mentioned above, the THSO engaged in multiple pedestrian safety campaigns featuring Be Aware, Be Alert messaging in the Memphis and Nashville city limits. During May, a motorcycle awareness campaign was utilized to raise awareness of motorcyclists on the road through Look Twice messaging. Additionally, Distracted Driving Awareness Month featured Hands Free TN messaging, and the paid media campaign, Slow Down TN, was conducted during April to prevent speeding across the state.

Earned media allows the THSO to reach highway safety advocates and the broader community. For instance, interaction on social media increases engagement and drives advocacy for safety issues. Earned media is a crucial piece of the THSO's communication strategy. Earned media efforts encompass the THSO's major topics, including alcohol-impaired driving, drug-impaired driving, distracted driving, occupant protection, bicycle and pedestrian safety, senior driver safety, teen driver safety, and motorcycle safety.

Behavior change requires the development of a consistent message and frequent exposure. The THSO has utilized the Booze It & Lose It, Buzzed Driving is Drunk Driving, Fans Don't Let Fans Drive Drunk, Click It or Ticket, and Buckle Up Tennessee tags for its sponsored media campaigns to decrease the number of impaired drivers and increase seat belt use across the state. Campaigns utilize ads on television, cable, streaming audio, local radio, social media (Facebook, Instagram, Twitter, Snapchat, Reddit, Pinterest, and YouTube), Out of Home

(billboards, transit ads, gas station/convenience stores, and in-bar ads), digital (OTT, display, native, and pre-roll), messages on electronic message boards, and signs and banners along roads and highways. The following entities were funded to help change driver behavior across the state.

## AGENCIES FUNDED

Agencies Funded	Funding Source	Targeted Area	FFY 2023 Contract Amount
Alliance Sports Marketing	154PM	Statewide	\$125,000.00
Alliance Sports Marketing	154PM	Statewide	\$100,000.00
Alliance Sports Marketing	402	Statewide	\$40,000.00
Alliance Sports Marketing	405b	Statewide	\$60,000.00
Alliance Sports Marketing	154PM	Statewide	\$22,000.00
Bally Sports	154PM	Statewide	\$64,615.00
Charlotte Eakes DBA The Pace Group	154PM	Statewide	\$75,000.00
Chattanooga Red Wolves	154PM	Hamilton	\$14,000.00
Cumulus Broadcasting, LLC	154PM	Statewide	\$42,450.00
Cumulus Broadcasting, LLC	154PM	Statewide	\$100,000.00
Tuned In Broadcasting Inc	154PM	Davidson	\$25,000.00
Cumulus Radio Corporation	154PM	Statewide	\$27,500.00
Doug Mathews DBA Chat Rat Productions	154PM	Statewide	\$30,000.00
Doug Mathews DBA Chat Rat Productions	154PM	Statewide	\$30,000.00
East TN Hockey LLC	154PM	Knox	\$16,500.00
Forward Momentum, LLC	154PM	Shelby	\$15,000.00
Friends of the Festival	154PM	Hamilton	\$27,500.00
Friends of the Festival	154PM	Montgomery	\$21,000.00
Greg Bradley	154PM	Maury	\$2,000.00
Gould Enterprises	154PM	Statewide	\$20,000.00
Huddle Tickets, LLC	405b	Statewide	\$75,000.00

Agencies Funded	Funding Source	Targeted Area	FFY 2023 Contract Amount
IMG College (OVC)	154PM	Statewide	\$25,000.00
Learfield Communications, LLC DBA Tiger Sports Properties	154PM	Shelby	\$152,000.00
Learfield Communications, Inc. (DBA Learfield IMG College)	154PM	Knox	\$170,000.00
Learfield Communications, Inc. (DBA Learfield IMG College)	154PM	Davidson	\$84,000.00
Learfield Communications, LLC	154PM	Hamilton	\$48,000.00
Learfield Communications, LLC	154PM	Rutherford	\$30,000.00
Liberty Bowl Festival Association	154PM	Shelby	\$70,000.00
Memphis Basketball, LLC	154PM	Shelby	\$103,500.00
Murphy Fair Publications	405b	Statewide	\$16,500.00
Music City, Inc. (NYE)	154PM	Davidson	\$40,000.00
Music City, Inc. (4th of July)	154PM	Davidson	\$38,500.00
Music City Bowl, Inc.	154PM	Davidson	\$70,000.00
Nashville Hockey Club LP	154PM	Davidson	\$10,000.00
Nashville Soccer Club LLC	154PM	Davidson	\$75,000.00
Nexstar Broadcasting	154PM	Statewide	\$32,000.00
RHP Creative Group, Inc.	154PM	Statewide	\$18,000.00
Ross Chastain	154PM	Statewide	\$180,000.00
Tennessee Football, Inc.	154PM	Statewide	\$110,000.00
TN Secondary School Athletics Association	154PM	Statewide	\$105,000.00
TN Sports Hall of Fame Inc	154PM	Statewide	\$7,500.00
WNSR Nashville Sports Radio	154PM	Davidson	\$18,480.00
Van Wagner Sports & Entertainment, LLC (ETSU)	154PM	Washington	\$10,000.00
615 GP, LLC (Music City Grand Prix)	154PM	Davidson	\$35,000.00
The Rotary Club of Franklin at Noon	154PM	Williamson	\$3,500.00
Summitt Entertainment Management	154PM	Shelby	\$70,000.00
Memphis in May International Festival	154PM	Shelby	\$27,500.00

Agencies Funded	Funding Source	Targeted Area	FFY 2023 Contract Amount
Season One Media (TSU)	154PM	Davidson	\$25,000.00
The Dollywood Company	405b	Sevier	\$160,000.00

## MEDIA PARTNERS

The THSO has participated in several sports-related media partnerships using the Fans Don't Let Fans Drive Drunk messaging during FFY 2023, including the following.

### Professional Athletic Teams

- Tennessee Titans (football)
- Nashville Predators (hockey)
- Memphis Grizzlies (basketball)
- St. Louis Cardinals, Cincinnati Reds (baseball), and Atlanta Braves (baseball; bonus)
- Nashville Soccer Club (soccer)

### Collegiate Athletic Teams

- The University of Tennessee (Knoxville & Chattanooga campuses)
- Vanderbilt University
- The University of Memphis
- Middle Tennessee State University
- East Tennessee State University
- Tennessee State University

The THSO partnered with public and private entities across the state to deliver its messages at football events such as the Southern Heritage Classic, the Music City Bowl, and the Liberty Bowl, 12 motorsports venues, and eight festivals all in alcohol-related high crash/fatality areas; high school sports statewide; as well as various other events that attract the target demographic.

The Fans Don't Let Fans Drive Drunk tag line was utilized at high school events through the Tennessee Secondary School Athletic Association (TSSAA) and bonus seat belt messaging at TSSAA events. High schools from across the state competed for the number one top-ranking team based on school classification, including high school football, high school basketball, baseball,







track, and soccer championships. These events collectively drew a large number of students, in addition to parents, grandparents, and other interested visitors throughout the state. The THSO's highway safety messages were broadcast during these events and were promoted on-site, online, radio, and TV. Further, the THSO contracted Huddle Tickets, LLC (formerly Huddle, Inc.) for a minimum of 2,000,000 high school digital tickets to sell during sporting and other extracurricular events on their new GoFan app. There are 264 schools, 191 of which are high schools. These digital tickets promoted the Buckle Up in Your Truck message and have continued to receive the highest praise from students, parents, and school administrators across Tennessee.

---

## CONTRACT & MEDIA SERVICES

---

The THSO engaged in a contractual agreement with Tennessee Technological University (TTU) in Cookeville, Tennessee, utilizing a state interagency agreement to provide media, marketing, and advertising services. The services included design, production, purchasing, and administrative reconciliation services to assist the state in informing and educating the public on traffic safety issues. The primary services encompass the planning and purchasing of radio spots, television (network and cable) time, social media channels, Out of Home (billboards, transit, and gas stations), streaming audio, and online advertising space to dispense various THSO traffic safety-related messages.

TTU employed a data-driven approach for media buys utilizing statewide crash and fatality statistics in the campaigns outlined below to most effectively engage the target audience, thereby reducing fatalities, injuries, and associated economic losses resulting from traffic crashes.







The THSO utilizes earned and owned media in coordination with paid media advertising, law enforcement campaigns, and awareness initiatives to maximize reach of the THSO’s traffic safety messaging. The main components of THSO’s earned media efforts include the creation of press materials, marketing toolkits, public service announcements, and educational resources (print and digital) to empower grantees as they work to educate and engage their communities and local media. THSO’s owned media assets include the TNTrafficSafety.org website, photography, videography, and social media (YouTube, Facebook, Twitter, and Instagram). Every month, the THSO distributes upcoming campaign materials and a pre-made social media calendar for grantees and partners to utilize and distribute.

## HIGHLIGHTS

(The THSO either hosted or participated in the following events.)

Date	Event
Feb 10, 2023	“Fans Don’t Let Fans Drive Drunk” Super Bowl press event in Nashville
March 1, 2023	Car seat check event in Old Hickory
March 6 – 31, 2023	Bicycle & pedestrian safety social media spotlights
March 10, 2023	“Safe Driving” press event in Cookeville for Cumberland Region
March 24, 2023	“Safe Driving” press event in Oliver Springs for Roane County
April 14, 2023	“Slow Down, Move Over” kickoff press event in Franklin
April 17 – 21, 2023	“National Work Zone Awareness Week” PSA in partnership with the Tennessee Department of Transportation
April 18, 2023	Pedestrian Safety press event with Knoxville Police Department
May 2, 2023	“Look Twice” press event & motorcycle safety ride with Metro Nashville Police Department

Date	Event
May 11 & 12, 2023	"Seats Across the States" car seat check events in Chattanooga & Georgia
May 20, 2023	Fairfield Glade Police motorcycle safety event
Feb 10, 2023	"Fans Don't Let Fans Drive Drunk" Super Bowl press event in Nashville
March 1, 2023	Car seat check event in Old Hickory
March 10, 2023	Bicycle & pedestrian safety social media spotlights
March 24, 2023	"Safe Driving" press event in Oliver Springs for Roane County
April 14, 2023	"Slow Down, Move Over" kickoff press event in Franklin
April 17 – 21, 2023	"National Work Zone Awareness Week" PSA in partnership with the Tennessee Department of Transportation

The THSO often collaborates with traffic safety partners and community advocates to host press events during media campaigns. Press events increase local community support, personalize enforcement messages, and help spread awareness for traffic safety issues. All THSO press events are video-recorded, uploaded to YouTube, and then posted to social media.

In 2020, the THSO created a video series called "Talking Traffic Safety." This educational program consists of short video segments hosted by the THSO on Facebook and YouTube. Each segment features subject matter experts discussing important traffic safety issues like motorcycle safety, pedestrian safety, seat belt safety, child passenger safety, distracted driving, impaired driving, teen driver safety, drowsy driving, and more. All videos can be viewed online at [TNTrafficSafety.org/TTS](https://TNTrafficSafety.org/TTS)

## STATEWIDE PRESS RELEASES

Release Date	Headline
11/16/2022	Tennessee Highway Safety Office Joins Georgia for "Seats Across the States" Event
11/21/2022	Tennessee's Seat Belt Usage Rate Reached 90.49 Percent in 2022
12/05/2022	Tennessee Highway Safety Office joins Beaman Buick GMC for Car Seat Check Event
12/7/22	Tennessee Highway Safety Office Announces Outstanding Decrease in Teen Crashes
12/08/2022	Tennessee Highway Safety Office joins Monroe County to Address Increase in Fatal Crashes
02/01/2023	Tennessee Highway Safety Office Reminds Citizens that "Fans Don't Let Fans Drive Drunk"
02/24/2023	Tennessee Highway Safety Office Hosts Car Seat Check Event in Old Hickory
03/03/2023	Tennessee Highway Safety Office Joins Cumberland Region to Address Increase in Fatal Crashes



Release Date	Headline
03/15/2023	Tennessee Highway Safety Office Joins Morgan, Roane Counties for “Safe Driving” Event
04/03/2023	Tennessee Highway Safety Office Launches “Slow Down Tennessee” on April 14
04/04/2023	Tennessee Highway Safety Office Hosts “Slow Down, Move Over” Press Event on April 14
04/11/2023	Tennessee Highway Safety Office joins Knoxville Police to Reduce Pedestrian Fatalities
04/28/2023	Tennessee Highway Safety Office Reminds Motorists to “Look Twice” for Motorcycles
05/22/2023	Tennessee Highway Safety Office joins Georgia for “Hands Across the Border”
05/22/2023	Tennessee Highway Safety Office joins Kentucky for “Hands Across the Border”
06/12/2023	Tennessee Highway Safety Office Joins NASCAR Drivers Ross and Chad Chastain for “Rule the Road” Event on June 23
06/29/2023	Tennessee Department of Safety and Homeland Security, Secretary of State Tre Hargett, and the Tennessee Department of Health to Announce Partnership to Help Prevent Heat-Related Child Deaths
7/10/23	Tennessee Joins Georgia for “Operation Southern Slow Down” on July 17
8/4/23	Tennessee Highway Safety Office Announces Award Recipients from 19th Annual Law Enforcement Challenge
8/7/23	Tennessee Highway Safety Office Announces Award Recipients from 35th Annual Tennessee Lifesavers Conference
9/7/23	Tennessee Highway Safety Office Announces \$28.5 Million in Federal Grant Funds to Support Highway Safety Education and Enforcement Statewide
9/18/23	Tennessee Highway Safety Office Promotes National Child Passenger Safety Week

## THSO SOCIAL MEDIA

Platform	Audience (as of 11/06/2023)
YouTube: <a href="http://www.youtube.com/TNHSO">www.youtube.com/TNHSO</a>	2,125,093 Lifetime total video views
Facebook: <a href="http://www.facebook.com/TNHSO">www.facebook.com/TNHSO</a>	18,857 Followers
Twitter: <a href="http://www.twitter.com/TNHSO">www.twitter.com/TNHSO</a>	8,242 Followers
Instagram: <a href="http://www.instagram.com/TNHSO">www.instagram.com/TNHSO</a>	2,028 Followers

# Community Traffic Safety Program

*In an era of diminishing federal resources and an increasing need for data-driven initiatives, governmental and non-governmental organizations need to address their traffic injury problems locally to an ever-greater extent. Community-level planning and activities permit a higher level of coordination and earned media than the traditional single-strategy approaches once favored in highway safety. When community leaders begin to consider who needs to be involved in their highway safety activities, they are often surprised by the interest and skills non-traditional partners bring to the table.*

## PERFORMANCE MEASURES

**P.4 UNIQUE VISITORS ON TNTRAFFICSAFETY:** The THSO will increase public awareness among Tennessee constituents, program providers, educators, law enforcement, and other safety advocates through the [www.TNTrafficSafety.org](http://www.TNTrafficSafety.org) website by having more than 112,000 unique visitors by December 31, 2023.

**RESULT:** Google Analytics changed its processing during the year, however, the process is the same across both platforms utilized by Google Analytics this year. The TNTrafficSafety website had 173,019 unique viewers during the calendar year as of November 21, 2023.

**PROGRESS:** Achieved

## AGENCIES FUNDED

Agency Name	Funding Source	Targeted Area	FFY 2023 Grant Amount
Knoxville Police Department	402	City of Knoxville	\$126,395.00
Tennessee Technological University	402	Statewide	\$1,106,217.60



36%

increase of visitors

TNTrafficSafety.org site services the public, program providers, educators, law enforcement, and other safety advocates.





---

## PROGRAM AREA HIGHLIGHTS

---

The THSO attended multiple community events throughout the year. These events featured booths or tables with a wide range of educational materials related to traffic safety topics such as child passenger safety, seat belts, impaired driving, and more. For instance, the THSO participated in Tennessee's School Resource Officer Conference, two Tennessee Sheriffs' Association meetings, the Tennessee Association of Chiefs of Police, and the Tennessee Teen Institute in the past year. At many of these meetings a booth was set up to display all the THSO resources that agencies can use for free. These resources included message boards, fatal vision products, and seat belt convincers.

Furthermore, the Tennessee Traffic Safety Resource Center (TTSRS) attended every press event and award meeting held by the THSO. TTSRS documented numerous events such as "Baby in the Back," "Rule the Road" Kickoff with NASCAR driver Ross Chastain, Kentucky Hands Across the Border, Knoxville Police Department Pedestrian Fatalities, THSO "Slow Down, Move Over," Roane County "Safe Driving," Cumberland Region Fatality Increase, Super Bowl "Fans Don't Let Fans Drive Drunk," and Monroe County Fatal Crash Increase.

In addition to attending events, the THSO and TTSRS launched a new Law Enforcement Challenge process this year. This process allows agencies to submit their traffic safety-related activities for points instantly, instead of compiling them in book format and submitting them at a later date for individual judging. This new process was well received across the state and 73 agencies participated, submitting over 2,300 activities. The activities were awarded points on a weekly basis, and a leaderboard was created where agencies could compare their scores throughout the year to promote competition.

TTSRS also provides marketing materials free of charge to members of the public who request them on a variety of traffic safety topics. Moreover, Vince and Larry costumes and Innocorp Goggles can be loaned out to agencies for community events. TTSRS had over 305 orders through the TN Traffic Safety store, and an updated Kids Get a Boost rack card was created and offered in the store. Additionally, in conjunction with the Bike/Pedestrian Safety Program Manager, the center has been distributing boxes directly to the grantees in high-risk areas based on requests. A new Bike/Pedestrian Road sign was developed to be distributed through the Reduce TN Crashes program.

Each LEL region has a seat belt convincer and RADAR/messaging trailer that can be checked out to take to community outreach events in the individual community. The convincer helps educate the public on the importance of wearing seat belts and the dangers associated with a five miles per hour crash. The seat belt convincers were requested 76 times in FFY 2023. The radar/messaging trailers were requested 39 times. The center also created a request form to use the Schlapman Memorial Motorcycle Trailer. The motorcycle trailer was requested 21 times during FFY 2023.

The LEL team initiated a large earned media campaign to get “Slow Down TN” yard signs in yards all across Tennessee. It was a massive undertaking that required logistical planning to make it as efficient as possible. Over 200 yard signs were distributed over a two-week period.

Moreover, the TNTrafficSafety website continues to increase traffic each year and is still being used as a public information hub, along with hosting and managing training courses across the state. This was the fifth full year of collaboration with the THSO media contract, and web traffic has remained high. Microsites were used for each specific campaign to reach the targeted audience for each campaign. Overall, the websites saw more than 446,000 pageviews and over 185,000 users visiting the site.

Reduce TN, which is discussed in more detail in the young driver safety section, saw its most productive year ever. Since the program’s inception, Reduce TN finished with the most Gold Schools, with ten schools achieving this status: Dyer County High School, Cumberland County High School, Clay County High School, Dickson County High School, Stone Memorial High School, Unicoi County High School, Gibson County High School, Obion County Central High School, South Gibson County High School, and Milan High School. Across FFY 2023, there were over 400 traffic safety activities completed over two school years.

The Tennessee Lifesavers Conference was hosted for the third time in Franklin. This conference is free to attendees and promoted traffic safety education through an opening plenary speaker, four pre-session programs, 15 conference sessions, and recognition for agencies and partners across the state. This year, a new pre-session was added: Highway Emergency Responder Training. Over 530 registered attendees participated in this year’s conference. Moreover, the NHTSA Region 4 LEL Conference was hosted in Chattanooga, Tennessee. Over 130 attendees registered for the conference, and TTSRS assisted with the conference’s marketing based on the THSO’s needs. TTSRS continued with Tennessee’s Best-Looking Cruiser contest. Agencies submitted over 80 photos of vehicles from across the state. This year, it was opened to the public for voting again. It garnered over 14,000 votes and was one of Tennessee’s best-earned media campaigns ever in traffic safety. The winner for this year was the Sevier County Sheriff’s Office.

The Ollie Otter program, discussed in more detail in the occupant protection section, conducted over 350 presentations this year about booster seat law, work zone safety, and distracted driving. Approximately two-thirds of the presentations were done in person with a mascot, and the remaining one-third were virtual presentations based on what the schools or events request.



# Emergency Medical Services

*The EMS program's goal is to improve motor vehicle crash survivability and injury outcomes by improving upon the availability, timeliness, and quality of treatment provided by first responders as well as the advancement of state and community coordination of emergency medical services, public safety, and mass casualty response.*

## PERFORMANCE MEASURES

P.5 EMS GRANTS: The THSO will provide at least four training grants, one to each LEL region in the state, to emergency medical professionals by September 30, 2023. Since Tennessee is mostly rural, response times for an ambulance can range from 10-30 minutes. By receiving effective training to treat and transport crash victims within the "Golden Hour," these grants can make a difference in the prevention of another fatality on Tennessee roadways.

RESULT: Eight agencies were provided a grant to assist in ensuring that post-crash care could be provided in a timely manner.

PROGRESS: Achieved

## AGENCIES FUNDED

Agency Name	Funding Source	Targeted Area	FFY 2023 Grant Amount
Cocke County EMA	402	Cocke County	\$12,500.00
East 52 Volunteer Fire Department	402	Clay County	\$12,500.00
Hawkins County Emergency Medical Services	402	Hawkins County	\$12,499.00
Level One Accountability, LLC.	402	Statewide	\$24,490.00
Lexington Fire Department	402	City of Lexington	\$12,500.00
Maury County Fire Department	402	Maury County	\$12,499.90
Perry County EMA	402	Perry County	\$12,500.00
Selmer Fire Department	402	City of Selmer	\$12,500.00
Tracy City Volunteer Fire Department	402	City of Tracy City	\$12,500.00



---

## PROGRAM AREA HIGHLIGHTS

---

In order to facilitate the effective application for funding by fire and EMS agencies, templates were originally designed in FFY 2021. These templates were updated in FFY 2023 to ensure they were current with the new Bipartisan Infrastructure Funding, under the direction of a new program manager who took over the emphasis area in January.

**Lexington Fire Department** In a recent effort to improve response times for extricating severely injured crash victims, the Lexington Fire Department purchased a Holmatro Pantheon Combi Tool. To ensure the effectiveness of the new equipment, the agency documented the extrication times compared to the previous equipment. The results were impressive, as the agency was able to cut the extraction time in half from the previous 14 minutes and 43 seconds to just 6 minutes and 21 seconds with the new equipment. This significant improvement in response time is critical for ensuring that victims can reach a trauma center within the “golden hour,” which is essential for their chances of recovery. The agency’s efforts to upgrade its equipment and improve its response times demonstrate its commitment to providing the best possible care to those in need.

**TN-HERT** The Tennessee Highway Emergency Responder Training (TN-HERT) program was established in a remarkably short amount of time. Under the guidance of the THSO Statewide Training Coordinator, the program was certified by the Tennessee POST, and it provided hands-on training to participants on how to “stop the bleed.” In its inaugural year, the program trained over 30 law enforcement officers at the Tennessee Lifesavers Conference in a pre-conference session. The program aimed to equip officers with the necessary skills to train other officers in their respective agencies on how to “stop the bleed” and improve post-crash care techniques to ensure more individuals survive. Overall, the TN-HERT program has been a valuable addition to the training curriculum for Tennessee law enforcement officers and will help enhance officers’ ability to respond to emergencies effectively.

# Older Driver Safety

*The THSO Older Driver Program works collaboratively with local, state, and national level partners to support the planning and implementation of strategies targeting older drivers to reduce injuries and fatalities from motor vehicle crashes by increasing awareness of safe driving practices through education and training.*

## PERFORMANCE MEASURES

**P.6 L.E.A.D.S. TRAINED:** The THSO will train 60 individuals as L.E.A.D.S. by September 30, 2023. L.E.A.D.S. is a POST certified training designed to help law enforcement identify and maximize the safety needs of high-risk older drivers at the local community level in Tennessee.

**RESULT:** The THSO did not meet the metric of the number of individuals trained as law enforcement aging driver specialists. The THSO program manager who originally developed the course no longer works within the THSO. The new older driver safety program manager is working on developing updates to the course.

**PROGRESS:** Not Met

## AGENCIES FUNDED

Agencies Funded	Funding Source	Target Area	FFY 2023 Grant Amount
Fairfield Glade Police Department	402	Cumberland	\$20,000.00
Tennessee Trucking Foundation	402	Statewide	\$43,100.00

## PROGRAM AREA HIGHLIGHTS

During FFY 2023, the THSO increased statewide outreach and education opportunities for older drivers by collaborating, funding, and supporting safe driving stakeholders, including the Tennessee Trucking Foundation and the Fairfield Glade Police Department. The THSO aims to expand and strengthen outreach supporting older driver safety through additional partnerships.

**Tennessee Trucking Foundation** During the 2023 fiscal year, the Tennessee Trucking Foundation (TTF) provided safe driving outreach and education, staffed by volunteer Road Team Captains who are experienced Commercial Driver Licensed professionals. The outreach and education offered by the TTF provided staffing, supplies, equipment, and expertise for CarFit and Yellow Dot programming. The TTF exceeded their FFY 2023 goal of three community

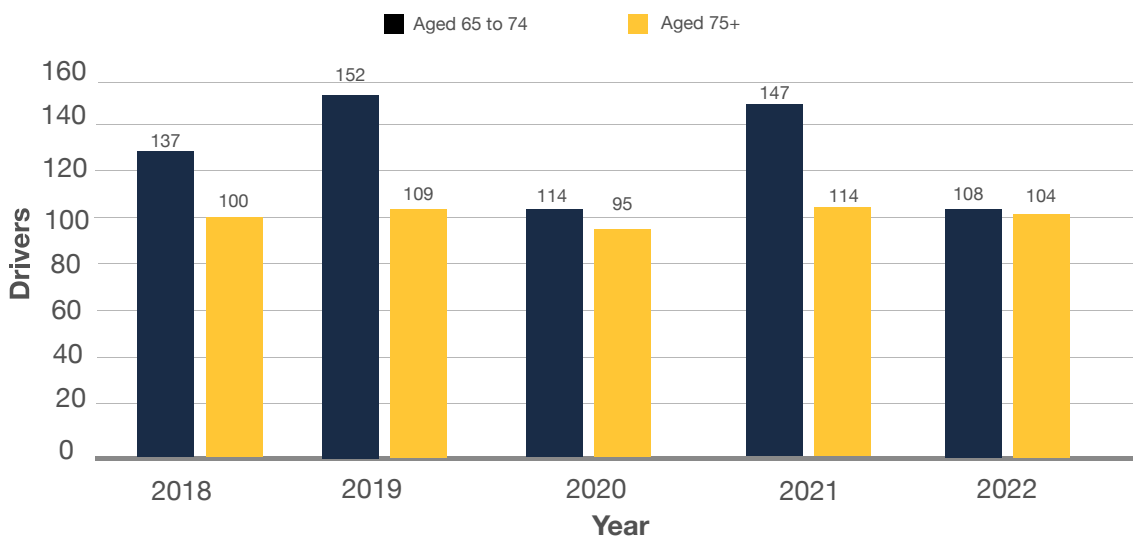
events per quarter, providing 26 older driver events compared to 17 in FFY 2022. Outreach and education were provided at senior centers, safety fairs, and community events throughout the state.

**CarFit** Carfit, an educational program developed by AAA, AARP, and the American Occupational Therapy Association, offered older drivers the opportunity to check how well their personal vehicles “fit” them. They are often provided with additional information regarding evolving vehicle technology and solutions for adaptations to accommodate age-related physical limitations, provided by local physical therapists. In addition, Tennessee’s Yellow Dot program, a free service available to any driver or passenger on the roadways, ensures that first responders are provided with the medical history information needed in a car crash or other emergency. This medical information is especially critical to crash victims needing urgent trauma care during the “Golden Hour,” to reduce morbidity and mortality.



In FFY 2022, there were only two CarFit coordinators throughout Tennessee who were eligible and trained to organize CarFit events. In early FFY 2023, Rhiannon Chambers, THSO Grant Program Manager, assumed the role of older driver coordinator and quickly identified the need to increase outreach to older drivers. A CarFit coordinator training session was organized at the Tennessee Trucking Association headquarters for road team captains to provide essential knowledge and skills for Older Driver programming. During this training, 23 captains were trained as CarFit Technicians, eight individuals moved into Coordinator roles, and one qualified to be a CarFit Instructor, therefore providing TTF with the advantage of providing in-house training to all future road team captain volunteers.

## OLDER DRIVERS (AGES 65+) IN FATAL CRASHES, TENNESSEE



During this same training, Jinney Settles, Coordinator of the Yellow Dot Program at the Tennessee Department of Transportation, provided a question-and-answer session following a presentation designed to give the road team captains a new level of comfort and confidence to engage with older drivers across the state. As a result, the road team captains increased program engagement by 265 percent by registering 529 individuals in the Yellow Dot program compared to 145 registrants in 2022.

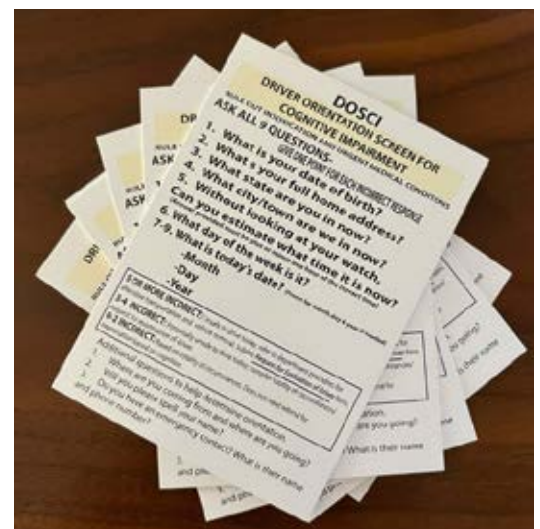
**Fairfield Glade Police Department** The City of Fairfield Glade in Cumberland County, Tennessee, is home to a sizable retirement community. The Fairfield Glade Police Department set goals to reduce crashes and crash-related fatalities under the THSO grant by conducting traffic enforcement and providing educational outreach in their community. CarFit events were held every quarter, safe driving information tables were offered at community events, officer training was provided, and regular traffic enforcement was scheduled to focus on behavioral driving transgressions - all of which contributed to the accomplishment of their goals.

As a result of the concerted efforts of Fairfield Glade Police Department and other law enforcement agencies, such as the Cumberland County Sheriff's Office and Crossville Police Department, the community saw a significant decrease in reported vehicle crashes in the Cumberland County Area. In 2021, there were 332 documented cases of older driver crashes, which decreased to 317 in 2022. This downward trend continued into 2023, with the August 2023 report revealing a significant decrease of 197 reported vehicle crashes.

The Fairfield Glade Police Department collaborative approach to community events, including a record-breaking CarFit event with over 100 participants, proved to be a successful strategy for promoting safe driving practices. The Sun newspaper's front-page report highlights the positive impact of these efforts

**Law Enforcement and Resources** The new Older Driver coordinator worked with THSO Network Coordinator Captain Fred Sherrill of Fairfield Glade Police Department to provide an informational session for Law enforcement officers during the 35th Annual Tennessee Lifesavers Conference.

During the session, insights were shared on recognizing cognitive impairment in older drivers by utilizing a pocket-sized resource provided by Captain Sherrill. The DOSCI (Driver Orientation Screen for Cognitive Impairment) pocket card is an effective tool comprising basic inquiries and a scoring mechanism, enabling law enforcement officers to assess the potentially compromised drivers and make informed decisions regarding appropriate subsequent actions.



# Training

*In 2022, Tennessee recorded 185,747 crashes, with 66,286 people injured and 1,314 individuals losing their lives on the highways. Many of these crashes can be attributed to driver behaviors, such as impairment, speeding, aggressive driving, and distractions.*

To combat the problem of serious and fatal injury crashes on roadways, the THSO has historically been and continues to be, committed to providing law enforcement officers with quality training that adheres to the standards established by the Peace Officers Standards of Training (POST) Commission. The THSO is committed to providing law enforcement officials, judicial members, prosecutors, and community advocates with the latest information, best practices, and training to enforce, uphold, and communicate traffic safety effectively. The THSO divides training into three tracks:

TRACK I: Law Enforcement Only

TRACK II: Law Enforcement/Non-Law Enforcement

TRACK III: Judicial

Law enforcement officials seeking POST-certified credits are encouraged to attend and successfully complete the THSO training. Students participating in courses offered under the law enforcement track will receive POST credits. The THSO provided training at multiple locations across the state. FFY 2023 was a successful year for training, as evidenced by the table below.

Training Course	Number of Classes	Students Trained
32-Hour Standardized Child Passenger Safety	15	230
8-Hour Standardized Child Passenger Safety Renewal	1	9
8--Safe CPST Instructor Proxy Pre-Con	1	31
CPS Pre-Conference	1	101
Intro to Crash Investigation Academy	2	48
At Scene Crash Investigation	3	53
Advanced Crash Investigation	3	40
Crash Reconstruction Investigation	2	22
Crash Reconstruction Update & Review	1	22
SFST Basic	9	160



Training Course	Number of Classes	Students Trained
SFST Refresher	21	313
SFST Academy	7	485
SFST Instructor	5	72
Spanish Survival & Communication Level 1-2	2	38
ARIDE	17	328
DRE In-Service	5	34
DRE In-Service Pre-Conference	1	89
Drug Recognition Expert	1	9
Drugs That Impair	2	48
Law Enforcement Instructor Development	7	132
Planning & Managing Sobriety Checkpoints	2	23
Basic RADAR Certification Academy	2	48
RADAR LiDAR Instructor	1	20
TN-HERT	1	31
<b>Total</b>	<b>112</b>	<b>2,386</b>

## PERFORMANCE MEASURES

P.7 CLASS ATTENDANCE: The THSO will maintain classroom attendance of 85 percent participation or higher throughout FFY 2023. The training program offers a diverse series of classes to target highway safety issues throughout the fiscal year. While the THSO and its partners offer many classes, having a good attendance in each class maximizes the effective use of money spent.

RESULT: The THSO fully achieved this program performance measure with a 92.3 percent attendance rate.

PROGRESS: Achieved

## IMPACT

Providing specialized traffic enforcement training to law enforcement personnel has an enormous and far-reaching impact on Tennessee's highway traffic safety and quality of life. A few examples of this specialized training that enhances highway traffic safety enforcement are the SFST, ARIDE, and DRE programs. These programs are invaluable in detecting, investigating, and securing these offenders' convictions and removing them from Tennessee's roadways.

Child Occupant Protection Training is another area of training that has an enormous impact on the quality of life and safety. The State of Tennessee certified more than 216 new child seat technicians this year and has more than 952 certified technicians continuing to check the proper use and installation of child seats. Those technicians performed more than 758 child seat inspections. In addition, they gave away more than 987 child safety seats from the more than 159 fitting stations across the state. Most of these fitting stations are located at local law enforcement agencies, fire stations, and health departments.

---

## PARTNERS IN TRAINING

---

During the FFY 2023 grant year, the THSO Training program was responsible for coordinating all training provided by the THSO. One of the key responsibilities of the Training Coordinator was to maintain regular communication with local partners, which mainly comprised law enforcement agencies and fire departments. The program offered a wide range of courses that were conducted at no cost to the agencies and law enforcement personnel, with the majority of the courses being held at the local level.

All training courses offered by the THSO were designed to equip law enforcement professionals in Tennessee with the latest information on best practices, new methods, emerging issues, and legislation. The primary objective of these courses was to provide the necessary training techniques to assist state and local law enforcement in reducing the number of serious injury crashes and fatalities by changing driver behavior.

The THSO promoted its courses through various channels, including LEL monthly network meetings, the THSO website, and its owned media. The THSO also partnered with the Tennessee Association of Chiefs of Police, the Tennessee Sheriffs' Association, and the Tennessee POST Commission to further promote training opportunities and reach a wider audience.



## AGENCIES FUNDED

Agencies Funded	Funding Source	County	FFY 2022 Grant Amount
Tennessee Association of Chiefs of Police	402	Statewide	\$53,744.90
Tennessee District Attorneys General Conference	405d	Statewide	\$669,599.97
Tennessee Sheriffs' Association	402	Statewide	\$57,242.50

## PROGRAM AREA HIGHLIGHTS

Each year, the effectiveness of the training courses is evaluated and new courses are discussed. For instance, the THSO training program offered a new course this year, which was Spanish For Law Enforcement Level I & II. The goal of the course was to enable officers to complete a traffic stop in Spanish by giving the required commands that fit the situation. The program emphasized focusing on courtesy expressions, comprehending street slang, giving commands, and identifying potentially hazardous situations, in addition to conducting and gathering essential information for an investigative report. In brief, the program was designed to empower officers in attendance to engage with and better serve Spanish-speaking citizens.

The program was developed with the belief that participants would have little or no prior knowledge of the Spanish language. However, participants who studied Spanish would also benefit from the technical aspects of the program. This program was most beneficial to those officers and agents whose assignments required routine interaction with Spanish-speaking individuals. To date, THSO has taught two of these courses with 38 total attendees. The course has become highly sought-after, and many more are planned for the upcoming training year.

One internal target that remained over the past several years was to increase course attendance, thus training more officers at the same cost. As evidenced, this was achieved. Not only did the attendance flourish, but the THSO was also encouraged to see that the vast majority of those attending their classes were local officers, as seen in the charts below.

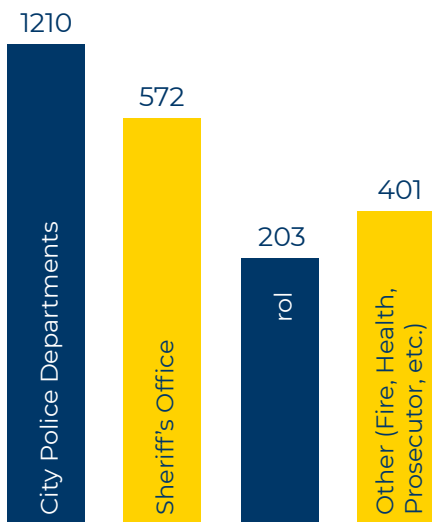
**TN Traffic Safety Resource Prosecutors** In addition to the total number of persons trained through the THSO, the Tennessee Traffic Safety Resource Prosecutors trained 2,988 law enforcement officers and 318 prosecutors in multiple classes related to highway safety. Consequently, the total number of people trained in FFY 2023 by the Traffic Safety Resource Prosecutors was 3,306.





FFY	ATTENDANCE %
2017	76.00
2018	85.50
2019	90.63
2020	92.72
2021	92.82
2022	92.08
<b>2023</b>	<b>92.30</b>

Federal Fiscal Year	2018	2019	2020	2021	2022	2023	Who Attended in 2023	Total
Courses	79	98	52	99	106	112	S.O	572
Passed	1568	2381	1106	1877	2370	2361	City	1210
Failed	5	12	3	12	16	25	THP	203
Attendance	1573	2393	1109	1889	2386	2386	Other	401



Total **2386**

Training numbers by organization in FFY 2023.



# Evidence Based Enforcement Plan

*Tennessee follows the four Es model of highway safety—enforcement, engineering, education, and emergency medical services (EMS), which aligns with the State Strategic Highway Safety Plan. Program strategies were chosen based on countermeasures that are known to be effective. Such activities and techniques include sobriety checkpoints, saturation patrols, and campaign participation.*

---

## PROJECT SELECTION

---

The funding for traffic safety projects is based on established processes that involve project selection through ranking and allocation. This is done to ensure that specific counties are funded based on the frequency, rate, and severity of traffic-related crashes, deaths, and injuries in the community. The selection process also takes into account various factors such as weighted fatal, injury, and property damage-only crashes, alcohol-related crashes, driver age, speeding crashes, motorcycle crashes, population, and vehicle miles of travel (VMT) in each county.

In FFY 2023, traffic safety advocates and law enforcement agencies submitted a total of 499 grant applications, which were then reviewed by the THSO. The THSO awarded 364 grants to 318 different agencies. These agencies included municipal law enforcement agencies, the THP, sheriff's departments, non-profits, and other traffic safety partners. Although the grants were distributed across the state, the majority of them were awarded to the larger cities and counties where the need for traffic safety projects was the greatest.

---

## PROJECT MANAGMENT

---

Throughout the grant year, the THSO staff was dedicated to maintaining ongoing communication with grantees via telephone, email, and written correspondence. They also made sure to conduct regular visits to ensure compliance with all applicable requirements and cost principles. This thorough monitoring process included reviewing and approving claims, status/final reports, and conducting ongoing outreach to grantees through desk monitoring and/or on-site visits. Thanks to their meticulous efforts, the THSO staff was able to ensure that all grantees were able to meet their obligations and contribute to a successful grant year.

---

## MONITORING

---

In FFY 2019, a temporary policy amendment was implemented to allow for virtual monitoring visits. Due to the effectiveness, the policy was updated to include virtual monitoring visits on a regular basis. With this policy update, 20 percent of monitoring was required to be conducted on-site, while the remaining 80 percent was done virtually or on-site at the program manager's discretion. The eligibility of a project's monitoring visit to be completed virtually was based on

various criteria. High-risk agencies were still required to receive in-person visits. These virtual meetings saved time and money.

Monitoring visits were carried out from February to September and provided a comprehensive programmatic and financial assessment of the project. Additionally, the THSO adopted a strengthened monitoring process based on a recommendation by NHTSA in a prior year. The recommendation required on-site visits of at least 10 percent of the High Visibility Enforcement grants, which are funded at a level of \$5,000 or less. The sample includes projects in each of the four LEL regions. The THSO staff conducted 269 monitoring visits, in addition to the audits completed by TDOSHS.

## — TENNESSEE'S PRIMARY STRATEGIC COORDINATION PROJECT —

Tennessee has implemented a primary strategic coordination project that utilizes predictive analytics to positively impact traffic enforcement. The project, called CRASH (Crash Reduction Analyzing Statistical History), is IBM's predictive analytics model applied to traffic safety. It is supported by a combination of state and highway safety funds, and its primary data source is historical crash data.

The baseline for the CRASH model contained Tennessee crash records from 2012 through 2014, and the model is updated daily with the most current data. Predictive variables, such as events that increase traffic or require additional enforcement, are included in the model. This assists law enforcement agencies in allocating personnel to manage enforcement efforts during large crowds or events such as festivals, fairs, concerts, marathons, sporting events, and protests.

The program has been utilized by the THP and other law enforcement agencies, proving to be an effective tool. Predictive analytics tools help law enforcement agencies allocate limited resources more efficiently to maximize the impact on traffic safety by deploying personnel at the places and times where crashes and traffic violations are most likely to occur.

The TDOSHS currently maintains three predictive models, each of which targets a particular traffic safety issue: CRASH, DUI, and CMV. The CRASH model predicts the likelihood of serious injury and fatal crashes, while the DUI model predicts the likelihood of alcohol/drug-involved crashes and DUI arrests. The CMV model predicts the likelihood of commercial vehicle and large truck crashes.

Law enforcement officers can use the CRASH model map to view the four-hour breakdown of crash propensities during any given day. They can also see additional information about past crashes and upcoming events by clicking on the supplemental layers. Similarly, the impaired driving model uses training data similar to those used in the crash model, including THP DUI arrests. Forecasts are made for the period from 4 P.M. to 4 A.M., and users can click on the supplemental layers to view additional information about past impaired driving incidents and upcoming events.



Throughout the year, regional network meetings were held, and the LELs engaged with law enforcement agencies in their area. There was an increased presence at the meetings, and many new agencies participated, which was great for networking. Throughout the fiscal year, law enforcement agencies across Tennessee conducted numerous sobriety checkpoints and took part in many multi-jurisdictional initiatives in partnership with the THSO. Below is a breakdown of the three federally required campaigns.

FFY 2023 Campaign Reporting Statistics			
	Holiday Impaired Driving Campaign	Click It or Ticket Campaign	Labor Day Campaign
Sworn officers	14,574	14,507	15,092
Impaired driving arrests (DUI)	1,089	966	1,293
Safety Belt Citations	1,442	2,396	2,474
Child Safety Citations	228	192	266
Felony arrests	1,848	2,725	2,328
Recovered Stolen Vehicles	111	847	658
Fugitives apprehended	1,513	2,146	1,380
Suspended/Revoked Licenses	2,945	2,339	3,331
Uninsured Motorists	4,109	3,491	5,525
Speeding	11,706	14,565	17,484
Reckless Driving	306	484	474
Drug Arrests	1,656	1,774	2,039
Weapons seized	259	635	561
Distracted/Due Care	2,398	2,487	2,545
Other	13,361	14,698	17,595
Press Conferences Held	3	11	5
TV News Stories Aired	8	15	8
Radio News Stories Aired	14	19	16
Print News Stories Run	20	29	39
Print Online Stories	84	59	104
Other News Stories	17	6	50
Number of checkpoints	85	37	57
Total number of vehicles detained	122	237	498
Total number of vehicles passing through the checkpoints	2,287	5,021	7,961

# Legislative Update

Legislation passed by the 2023 Session of the Tennessee General Assembly which impacted Tennessee roadways and motorists.

## **SB0442 / HB053**

As enacted, it enacts "Dillard's Law," which allows the surviving parent or guardian of a child whose parent was a victim of vehicular homicide to convert a restitution order for child maintenance payments to a civil judgment at any time rather than following the conclusion of the defendant's sentence.

Effective Date: 7/01/2023

## **SB720/HB458**

As enacted, it authorizes courts to use the same sentencing alternatives for boating under the influence (BUI) as DUI; requires suspension of boating privileges for 12 months for BUI or BUI-related implied consent violation; clarifies that law enforcement officers may seek a search warrant to perform breath and blood tests of BUI suspects

Effective Date: 7/1/2023

## **SB258/HB313**

As enacted, this bill requires that ignition interlock devices have GPS tracking when a sample is given.

Effective Date: 01/01/2024

# Projects Not Implemented

In FFY 2023, a small number of projects were not implemented. The 7 agencies listed in the chart below were awarded a grant, but they did not expend any funding. Several different factors can lead an agency not to implement a project: changes in leadership, turnover in staff, or a lack of understanding of grant requirements.

Agency Name	Funding Source	Targeted Area	FFY 2023 Grant Amount
Bethel Springs Police Department	402	City of Bethel Springs	\$5,000.00
Jackson County Sheriff's Department	154	Jackson County	\$5,000.00
Milan Police Department	154	City of Milan	\$5,042.32
Morgan County Sheriff Department	154	Morgan County	\$5,000.00
Pigeon Forge Police Department	154	City of Pigeon Forge	\$5,000.00
Rockwood Police Department	402	City of Rockwood	\$5,000.00
Trenton Police Department	154	City of Trenton	\$5,000.00

# Comprehensive Grant List

Agency Name	Funding Source	Targeted Area	FFY 2023 Grant Amount	Amount Expended
Adamsville Police Department	154	City of Adamsville	\$15,000.00	\$14,864.17
Alcoa Police Department	402	City of Alcoa	\$20,000.00	\$19,775.76
Alexandria Police Department	154	City of Alexandria	\$5,000.00	\$5,000.00
Algood Police Department	402	City of Algood	\$12,200.00	\$12,194.10
Alliance Highway Safety	402/405d	Statewide	\$112,500.00	\$112,500.00
Anderson County Sheriff's Office	402	Anderson County	\$22,000.00	\$21,318.72
Ardmore Police Department	402	City of Ardmore	\$5,000.00	\$3,414.76
ASAP of Anderson County	154	Anderson County	\$54,000.00	\$44,354.30
Athens Police Department	402	City of Athens	\$35,000.00	\$15,550.67
Atoka Police Department	154	City of Atoka	\$5,000.00	\$3,496.38
Austin Peay State University Police Department	154	Austin Peay State University Campus	\$4,310.92	\$3,330.79
Baileyton Police Department	154	City of Baileyton	\$5,000.00	\$3,870.54
Bartlett Police Department	402	City of Bartlett	\$50,000.00	\$48,175.78
Bartlett Police Department	402	Shelby County	\$20,000.00	\$19,716.26
Baxter Police Department	154	City of Baxter	\$5,000.00	\$983.90
Bean Station, Town of	154	City of Bean Station	\$15,000.00	\$15,000.00
Bedford County Sheriff's Department	154	Bedford County	\$20,007.00	\$3,426.84
Bell Buckle Police Department	402	City of Bell Buckle	\$5,000.00	\$3,749.00
Belle Meade Police Department	402	City of Belle Meade	\$26,000.00	\$12,964.26
Belle Meade Police Department	402	Robertson County Sumner County Wilson County	\$20,000.00	\$18,875.40
Benton County Sheriff's Department	402	Benton County	\$10,700.00	\$6,854.89
Benton Police Department	154	City of Benton	\$19,000.00	\$18,980.47
Benton Police Department	402	Hamilton County Rhea County Meigs County McMinn County Bradley County Polk County	\$20,000.00	\$19,593.09

Agency Name	Funding Source	Targeted Area	FFY 2023 Grant Amount	Amount Expended
Bethel Springs Police Department	402	City of Bethel Springs	\$5,000.00	\$0.00
Bike Walk Knoxville	405d (402)	Knox County	\$65,000.00	\$65,000.00
Blaine Police Department	402	City of Blaine	\$5,000.00	\$1,430.71
Blount County Sheriff's Office	402	Blount County	\$45,136.00	\$44,990.86
Blount County Sheriff's Office	402	Blount County	\$70,000.00	\$69,430.32
Blount County Sheriff's Office	154	Blount County	\$40,300.00	\$38,659.81
Blount County Sheriff's Office	402	Knox County Sevier County Blount County Monroe County	\$20,000.00	\$8,479.04
Bolivar Police Department	154	City of Bolivar	\$20,305.65	\$11,111.09
Bradley County Sheriff's Department	402	Bradley County	\$46,000.00	\$36,214.83
Brighton Police Department	154	City of Brighton	\$5,000.00	\$2,697.75
Bristol Police Department	154	City of Bristol	\$40,000.00	\$26,288.31
Brownsville Police Department	154	City of Brownsville	\$176,280.00	\$123,345.03
Building Memphis	405d (402)	Shelby County	\$65,000.00	\$24,511.03
Campbell County Sheriff's Department	154	Campbell County	\$47,000.00	\$46,983.97
Cannon County Sheriff's Department	154	Cannon County	\$5,000.00	\$2,510.00
Carroll County Sheriff's Department	154	Carroll County	\$21,500.00	\$19,137.21
Celebrate Overcoming	402	Statewide	\$60,000.00	\$60,000.00
Chapel Hill Police Department	154	City of Chapel Hill	\$5,000.00	\$4,986.23
Charleston Police Department	154	City of Charleston	\$5,000.00	\$1,725.75
Chattanooga Police Department	402/154	City of Chattanooga	\$250,000.00	\$236,978.60
Cheatham County Sheriff's Office	402	Cheatham County	\$35,000.00	\$35,000.00
Cheatham County Sheriff's Office	402	Cheatham County Davidson County Williamson County Hickman County	\$20,000.00	\$19,207.90
Children and Parent Resource Group, INC	154	Statewide	\$75,000.00	\$68,000.00
Church Hill Public Safety	154	City of Church Hill	\$5,000.00	\$3,451.37
City of Paris Police Department	402	City of Paris	\$5,000.00	\$4,999.04
Claiborne County Sheriff's Office	154	Claiborne County	\$5,000.00	\$2,766.60

Agency Name	Funding Source	Targeted Area	FFY 2023 Grant Amount	Amount Expended
Clarksburg Police Department	402	City of Clarksburg	\$5,000.00	\$4,450.42
Clarksville Police Department	405d (402)	City of Clarksville	\$22,500.00	\$2,992.09
Clarksville Police Department	402/154	City of Clarksville	\$125,000.00	\$102,433.16
Clarksville Police Department	154	City of Clarksville	\$125,000.00	\$113,293.80
Clay County Sheriff's Department	154	Clay County	\$5,000.00	\$3,997.90
Cleveland Police Department	402	City of Cleveland	\$50,000.00	\$49,251.65
Clifton Police Department	154	City of Clifton	\$5,000.00	\$4,069.11
Clinton Police Department	402	City of Clinton	\$10,000.00	\$6,902.92
Cocke County EMA	402	Cocke County	\$12,500.00	\$12,339.07
Cocke County Sheriff's Department	154	Cocke County	\$40,000.00	\$34,931.67
Coffee County Sheriff's Department	154	Coffee County	\$25,000.00	\$23,710.92
Collegedale Police Department	402	City of Collegedale	\$30,500.00	\$29,122.03
Collegiate Life Investment Foundation	402	Statewide	\$35,350.00	\$33,978.60
Collierville Police Department	402	City of Collierville	\$40,000.00	\$39,979.14
Collinwood Police Department	402	City of Collinwood	\$5,000.00	\$5,000.00
Columbia Police Department	402	City of Columbia	\$20,000.00	\$20,000.00
Cookeville Police Department	154	City of Cookeville	\$45,000.01	\$44,978.58
Cookeville Police Department	402	Macon County Trousdale County Smith County Clay County Jackson County Putnam County Overton County Pickett County Fentress County	\$20,000.00	\$19,782.32
Cookeville Police Department	402	City of Cookeville	\$25,000.00	\$19,727.66
Coopertown Police Department	402	City of Coopertown	\$20,000.00	\$14,050.57
Covington Police Department	402	City of Covington	\$20,000.00	\$19,880.00
Cowan Police Department	154	City of Cowan	\$5,000.00	\$943.31
Cross Plains Police Department	154	City of Cross Plains	\$5,000.00	\$3,999.00
Crossville Police Department	154	City of Crossville	\$24,977.20	\$14,236.32



Agency Name	Funding Source	Targeted Area	FFY 2023 Grant Amount	Amount Expended
Cumberland County Sheriff's Department	402	Cumberland County	\$45,000.00	\$40,914.14
Dandridge Police Department	154	City of Dandridge	\$15,000.00	\$12,628.70
Dayton Police Department	154	City of Dayton	\$15,000.00	\$14,976.28
Decatur County Sheriff's Office	154	Decatur County	\$5,000.00	\$4,164.90
Decatur Police Department	154	City of Decatur	\$5,000.40	\$4,836.57
Decherd Police Department	154	City of Decherd	\$5,000.00	\$782.97
Dickson County Sheriff's Office	402	Dickson County	\$39,800.00	\$39,738.71
Dickson Police Department	402	City of Dickson	\$25,000.00	\$21,955.94
Dickson Police Department	402	Stewart County Montgomery County Houston County Dickson County Humphreys County Perry County	\$20,000.00	\$18,912.90
Don't Drive Drowsy Foundation	402	West Tennessee	\$35,500.00	\$27,124.14
Dover Police Department	154	Montgomery County	\$4,999.50	\$4,458.02
Dresden Police Department	402	Houston County	\$5,000.00	\$4,313.53
Dunlap Police Department	154	Dickson County	\$15,000.00	\$14,955.51
Dyer Police Department	154	Humphreys County	\$5,000.00	\$2,606.40
Eagleville Police Department	154	Perry County	\$5,000.00	\$4,000.00
East 52 Volunteer Fire Department	402	Clay County	\$12,500.00	\$12,500.00
East Tennessee State University, Department of Public Safety	154	East Tennessee State University Campus	\$4,999.50	\$3,495.68
Elkton Police Department	402	City of Elkton	\$5,000.00	\$3,975.74
Englewood Police Department	402	City of Englewood	\$15,000.00	\$14,950.35
Erin Police Department	154	City of Erin	\$5,000.00	\$4,905.45
Estill Springs Police Department	154	City of Estill Springs	\$5,000.00	\$4,851.24
Etowah Police Department	154	City of Etowah	\$5,000.00	\$3,287.33
Fairfield Glade Police Department	402	City of Fairfield Glade	\$19,998.00	\$18,483.52
Fairfield Glade Police Department	402	Coffee County Grundy County Sequatchie County Bledsoe County Franklin County Marion County	\$20,000.00	\$15,762.96

Agency Name	Funding Source	Targeted Area	FFY 2023 Grant Amount	Amount Expended
Fairview Police Department	154	City of Fairview	\$28,245.50	\$28,023.10
Fayette County Sheriff's Office	402	Fayette County	\$40,000.00	\$39,968.08
Franklin County Sheriff's Office	154	Franklin County	\$25,000.00	\$18,935.20
Franklin Police Department	402	City of Franklin	\$40,000.00	\$37,014.90
Gadsden Police Department	402	City of Gadsden	\$5,000.00	\$5,000.00
Gainesboro Police Department	154	City of Gainesboro	\$5,000.00	\$3,707.36
Gallatin Police Department	402	City of Gallatin	\$19,996.94	\$19,987.48
Galloway Police Department	402	City of Galloway	\$5,000.00	\$4,187.66
Germantown Police Department	154	City of Germantown	\$10,000.00	\$1,754.37
Giles County Sheriff's Department	402	Giles County	\$25,000.00	\$24,515.67
Gleason Police Department	154	City of Gleason	\$5,000.00	\$446.25
Goodlettsville Police Department	154	City of Goodlettsville	\$5,000.00	\$4,996.95
Grainger County Sheriff's Department	154	Grainger County	\$10,000.00	\$5,555.50
Graysville Police Department	402	City of Graysville	\$5,000.00	\$1,644.00
Greene County Sheriff's Department	402	Greene County	\$37,800.00	\$33,960.36
Greene County Sheriff's Department	402	Greene County Sullivan County Washington County Unicoi County Carter County Johnson County	\$20,000.00	\$14,796.51
Greeneville Police Department	402	City of Greeneville	\$31,000.00	\$19,150.09
Greenfield Police Department	154	City of Greenfield	\$5,000.00	\$2,643.07
Grundy County Sheriff's Department	402	Grundy County	\$20,731.99	\$15,994.36
Halls Police Department	402	City of Halls	\$15,000.00	\$14,902.46
Hancock County Sheriff's Department	402	Hancock County	\$15,000.00	\$12,754.00
Hardin County Sheriff's Department	154	Hardin County	\$19,999.51	\$19,005.81
Hawkins County Emergency Medical Services	402	Hawkins County	\$12,499.00	\$12,499.00
Hawkins County Sheriff's Department	154	Hawkins County	\$60,000.00	\$59,004.61
Henderson Police Department	154	City of Henderson	\$5,000.00	\$4,000.00

Agency Name	Funding Source	Targeted Area	FFY 2023 Grant Amount	Amount Expended
Hendersonville Police Department	402	City of Hendersonville	\$30,342.19	\$29,274.27
Henry County Sheriff's Department	154	Henry County	\$5,000.00	\$3,955.62
Henry Police Department	402	City of Henry	\$5,000.00	\$1,796.99
Hickman County Sheriff's Department	402	Hickman County	\$5,000.00	\$4,925.00
Hohenwald Police Department	402	City of Hohenwald	\$10,000.00	\$5,645.61
Hollow Rock Police Department	402	City of Hollow Rock	\$5,000.00	\$720.09
Houston County Sheriff's Department	154	Houston County	\$5,000.00	\$4,146.86
Humphreys County Sheriff's Office	402	Humphreys County	\$16,000.00	\$13,408.68
Jackson Area Council on Alcohol and Drug Dependency (JACO)	402	Statewide	\$30,700.00	\$26,605.55
Jackson County Sheriff's Department	154	Jackson County	\$5,000.00	\$0.00
Jackson Police Department	402	City of Jackson	\$35,000.00	\$10,370.10
Jamestown Police Department	154	City of Jamestown	\$20,000.00	\$19,221.68
Jasper Police Department	154	City of Jasper	\$5,000.00	\$2,754.65
Jefferson City Police Department	402	City of Jefferson City	\$17,053.99	\$16,316.56
Jefferson County Sheriff's Department	402	Jefferson County	\$20,000.00	\$19,063.06
Jellico Police Department	402	City of Jellico	\$5,000.00	\$1,900.00
Johnson City Police Department	154	City of Johnson City	\$42,020.00	\$41,884.35
Johnson County Sheriff's Department	154	Johnson County	\$4,825.00	\$4,187.85
Kenton Police Department	154	City of Kenton	\$5,000.00	\$2,790.00
Kimball Police Department	402	Coffee County Grundy County Sequatchie County Bledsoe County Franklin County Marion County	\$20,000.00	\$7,622.98
Kingsport Police Department	402	City of Kingsport	\$44,000.00	\$43,809.86
Kingsport Police Department	402	Greene County Sullivan County Washington County Unicoi County Carter County Johnson County	\$20,000.00	\$18,592.27
Kingston Police Department	402	City of Kingston	\$20,000.00	\$17,379.15
Kingston Springs Police Department	154	City of Kingston Springs	\$5,000.00	\$4,000.00

Agency Name	Funding Source	Targeted Area	FFY 2023 Grant Amount	Amount Expended
Knox County Sheriff's Office	402	Knox County	\$100,226.50	\$75,263.83
Knoxville Police Department	405d (402)	City of Knoxville	\$35,000.00	\$16,794.25
Knoxville Police Department	402/154	City of Knoxville	\$200,000.00	\$177,140.80
Knoxville Police Department	402	City of Knoxville	\$126,395.00	\$75,612.85
LaFollette Police Department	154	City of LaFollette	\$5,000.00	\$2,766.56
LaVergne Police Department	402	City of LaVergne	\$25,000.00	\$17,845.29
Lawrenceburg Police Department	154	City of Lawrenceburg	\$5,000.00	\$3,299.96
Lebanon Police Department	402	City of Lebanon	\$60,000.00	\$53,754.45
Lenoir City Police Department	402	City of Lenoir City	\$30,000.00	\$29,069.03
Level One Accountability, LLC.	402	Statewide	\$24,490.00	\$24,133.51
Lexington Fire Department	402	City of Lexington	\$12,500.00	\$12,500.00
Lexington Police Department	154	City of Lexington	\$38,000.00	\$36,572.47
Lexington Police Department	402	Madison County Henderson County Chester County McNairy County Hardin County Decatur County	\$20,000.00	\$14,037.42
Lincoln Memorial University	154	Lincoln Memorial University Campus	\$5,000.00	\$4,000.00
Livingston Police Department	402	City of Livingston	\$15,000.00	\$12,038.09
Lookout Mtn. Police Department	154	City of Lookout Mtn.	\$5,000.00	\$2,333.57
Loudon County Sheriff's Department	402	Loudon County	\$30,000.00	\$29,118.42
Lynnville Police Department	402	City of Lynnville	\$5,000.00	\$4,000.00
Macon County Sheriff's Department	154	Macon County	\$4,990.00	\$3,927.00
Madison County Sheriff's Department	154	Madison County	\$64,830.00	\$52,095.31
Madison County Sheriff's Department	402	Madison County	\$19,999.99	\$17,884.93
Madisonville Police Department	154	City of Madisonville	\$5,000.00	\$1,962.63
Manchester Police Department	402	City of Manchester	\$26,400.00	\$24,215.60
Marion County Sheriff's Department	154	Marion County	\$40,000.00	\$39,449.28
Martin Police Department	154	City of Martin	\$25,000.00	\$22,506.67

Agency Name	Funding Source	Targeted Area	FFY 2023 Grant Amount	Amount Expended
Martin Police Department	402	Henry County Weakley County Gibson County Carroll County Benton County	\$20,000.00	\$9,780.95
Maryville Police Department	154	City of Maryville	\$45,000.00	\$40,930.95
Matrix Entertainment	402/405d	Statewide	\$75,000.00	\$75,000.00
Maury County Fire Department	402	Maury County	\$12,499.90	\$11,762.48
Maury County Sheriff's Department	402	Maury County	\$40,242.20	\$35,706.68
McKenzie Police Department	402	City of McKenzie	\$16,000.00	\$14,656.38
McMinn County Sheriff's Department	154	McMinn County	\$25,000.00	\$24,922.93
McMinnville Police Department	402	City of McMinnville	\$25,000.00	\$25,000.00
McNairy County Sheriff's Department	154	McNairy County	\$15,000.00	\$10,485.09
Meigs County Sheriff's Department	154	Meigs County	\$25,000.00	\$24,974.67
Memphis Police Department	405d (402)	City of Memphis	\$35,000.00	\$11,281.75
Memphis Police Department	402/154	City of Memphis	\$300,000.00	\$237,438.59
Memphis Police Department	154	City of Memphis	\$100,000.00	\$95,911.56
Metro Drug Coalition	154	Knox County	\$66,000.00	\$64,216.56
Metro Moore County Sheriff's Department	402	Metro Moore County	\$15,000.00	\$14,882.41
Metropolitan Nashville Police Department	405d (402)	Davidson County	\$35,000.00	\$3,474.64
Metropolitan Nashville Police Department	402/154	Davidson County	\$577,635.98	\$485,450.17
Milan Police Department	154	City of Milan	\$5,042.32	\$0.00
Millersville Police Department	402	City of Millersville	\$10,000.00	\$10,000.00
Millington Police Department	402	City of Millington	\$29,998.35	\$29,929.25
Minor Hill Police Department	402	City of Minor Hill	\$5,000.00	\$2,615.16
Monroe County Sheriff's Department	154	Monroe County	\$5,000.00	\$278.14
Monterey Police Department	154	City of Monterey	\$15,000.00	\$8,434.08
Montgomery County Sheriff's Department	402	Montgomery County	\$59,849.80	\$53,936.87
Morgan County Sheriff Department	154	Morgan County	\$5,000.00	\$0.00

Agency Name	Funding Source	Targeted Area	FFY 2023 Grant Amount	Amount Expended
Mosheim Police Department	154	City of Mosheim	\$5,000.00	\$3,152.03
Mothers Against Drunk Driving	154	Statewide	\$109,133.15	\$97,331.55
Mothers Against Drunk Driving	154	Statewide	\$172,843.86	\$82,802.09
Mount Carmel Police Department	154	City of Mount Carmel	\$5,000.00	\$1,555.15
Mount Pleasant Police Department	402	City of Mount Pleasant	\$5,000.00	\$2,570.00
Mountain States Health Alliance (Ballad Health)	405b	East Tennessee	\$40,000.00	\$40,000.00
Mt. Juliet Police Department	402	City of Mt. Juliet	\$5,000.00	\$1,452.17
Munford Police Department	154	City of Munford	\$5,000.00	\$4,999.99
Murfreesboro Police Department	402	City of Murfreesboro	\$123,469.79	\$121,730.28
Murfreesboro Police Department	405d (402)	City of Murfreesboro	\$35,000.00	\$34,128.07
Nashville Department of Transportation and Multimodal Infrastructure	405d (402)	Davidson County	\$60,000.00	\$55,484.46
New Johnsonville Police Department	154	City of New Johnsonville	\$5,000.00	\$4,760.58
Newbern Police Department	154	City of Newbern	\$5,000.00	\$3,932.56
Newport Police Department	154	City of Newport	\$5,000.00	\$4,961.44
Nolensville Police Department	402	City of Nolensville	\$40,000.00	\$29,606.77
Oak Ridge Police Department	402	City of Oak Ridge	\$23,000.00	\$10,124.96
Oak Ridge Police Department	402	Scott County Campbell County Union County Anderson County Morgan County Roane County Loudon County	\$20,000.00	\$16,373.28
Oakland Police Department	154	City of Oakland	\$5,000.00	\$312.47
Obion County Sheriff's Office	402	Obion County	\$20,000.00	\$19,554.31
Oliver Springs Police Department	402	City of Oliver Springs	\$15,000.00	\$14,375.71
Overton County Sheriff's Department	154	Overton County	\$15,000.00	\$13,235.41
Parrottsville Police Department	154	City of Parrottsville	\$5,000.00	\$4,679.37
Parsons Police Department	154	City of Parsons	\$5,000.00	\$1,368.06
Perry County EMA	402	Perry County	\$12,500.00	\$12,500.00
Perry County Sheriff's Office	154	Perry County	\$5,000.00	\$4,000.00



Agency Name	Funding Source	Targeted Area	FFY 2023 Grant Amount	Amount Expended
Pickett County Sheriff's Office	154	Pickett County	\$5,000.00	\$4,773.79
Pigeon Forge Police Department	154	City of Pigeon Forge	\$5,000.00	\$0.00
Pikeville Police Department	154	City of Pikeville	\$5,000.00	\$2,970.00
Pittman Center Police Department	402	City of Pittman Center	\$5,000.00	\$4,358.56
Plainview Police Department	154	City of Plainview	\$5,000.00	\$4,916.10
Pleasant View Police Department	154	City of Pleasant View	\$9,999.99	\$5,568.88
Portland Police Department	402	City of Portland	\$5,000.00	\$4,973.00
Prevention Coalition for Success, Inc.	154	Rutherford County	\$55,753.91	\$49,587.17
Red Bank Police Department	402	City of Red Bank	\$50,000.00	\$42,603.90
Rhea County Sheriff's Department	154	Rhea County	\$38,000.00	\$32,404.88
Rhea County Sheriff's Department	405b	Rhea County	\$149,884.66	\$100,181.95
Ripley Police Department	402	City of Ripley	\$20,000.00	\$13,795.68
Roane County Sheriff's Office	402	Roane County	\$30,000.00	\$15,804.37
Robertson County Sheriff's Department	402	Robertson County	\$30,000.00	\$28,748.99
Rockwood Police Department	402	City of Rockwood	\$5,000.00	\$0.00
Rocky Top Police Department	154	City of Rocky Top	\$5,000.00	\$1,614.06
Rutherford County Sheriff's Office	402/154	Rutherford County	\$125,000.00	\$93,243.46
Rutherford County Sheriff's Office	402	Rutherford County	\$15,000.00	\$10,419.24
Rutledge Police Department	154	City of Rutledge	\$5,000.00	\$3,426.70
SADD	402/405d	Statewide	\$140,000.00	\$83,388.82
Saltillo Police Department	154	City of Saltillo	\$5,000.00	\$5,000.00
Samburg Police Department	154	City of Samburg	\$5,000.00	\$3,412.00
Savannah Police Department	154	City of Savannah	\$20,000.00	\$10,780.11
"Scott County Campbell County Union County Anderson County Morgan County Roane County Loudon County"	402	Rutherford County Bedford County Marshall County Moore County Lincoln County	\$20,000.00	\$18,764.83

Agency Name	Funding Source	Targeted Area	FFY 2023 Grant Amount	Amount Expended
Scott County Sheriff's Department	154	Scott County	\$5,000.00	\$3,647.52
Selmer Fire Department	402	City of Selmer	\$12,500.00	\$12,500.00
Selmer Police Department	154	City of Selmer	\$15,000.00	\$14,200.55
Sequatchie County Sheriff's Department	154	Sequatchie County	\$13,000.00	\$7,923.97
Sevier County Sheriff's Office	402	Sevier County	\$30,000.00	\$14,189.59
Sevierville Police Department	154	City of Sevierville	\$63,000.00	\$52,254.29
Sharon Police Department	402	City of Sharon	\$5,000.00	\$1,900.00
Shelby County Sheriff's Office	154	Shelby County	\$400,000.00	\$392,950.98
Shelby County Sheriff's Office	402	Shelby County	\$20,000.00	\$19,669.76
Shelby County Sheriff's Office	405d (402)	Shelby County	\$35,000.00	\$34,977.86
Shelbyville Police Department	402	City of Shelbyville	\$25,000.00	\$23,958.78
Signal Centers Family Forward	405b	Hamilton County	\$25,000.00	\$24,771.93
Signal Mountain Police Department	402	City of Signal Mountain	\$25,000.00	\$24,667.24
Smyrna Police Department	402	City of Smyrna	\$50,134.00	\$26,720.93
Soddy-Daisy Police Department	402	City of Soddy-Daisy	\$20,000.00	\$19,830.28
Soddy-Daisy Police Department	402	Coffee County Grundy County Sequatchie County Bledsoe County Franklin County Marion County	\$20,000.00	\$19,603.24
South Fulton Police Department	154	City of South Fulton	\$5,000.00	\$2,551.10
South Pittsburg Police Department	402	City of South Pittsburg	\$19,999.80	\$8,268.17
Spring City Police Department	154	City of Spring City	\$5,000.00	\$1,103.40
Spring Hill Police Department	402	City of Spring Hill	\$25,000.00	\$23,450.00
Springfield Police Department	402	City of Springfield	\$20,000.00	\$19,437.48
Stewart County Sheriff's Office	402	Stewart County	\$24,993.53	\$16,008.30
Sullivan County Sheriff's Department	402	Sullivan County	\$60,000.00	\$58,211.09
Sumner County Anti Drug Coalition	154	Sumner County	\$12,306.28	\$11,369.24
Sumner County Sheriff's Department	154	Sumner County	\$30,000.00	\$29,998.00

Agency Name	Funding Source	Targeted Area	FFY 2023 Grant Amount	Amount Expended
Sweetwater Police Department	154	City of Sweetwater	\$5,000.00	\$3,999.00
Tazewell Police Department	154	City of Tazewell	\$5,000.00	\$4,899.32
Tellico Plains Police Department	154	City of Tellico Plains	\$5,000.00	\$2,663.43
Tennessee Alcoholic Beverage Commission	154	Statewide	\$135,000.00	\$134,982.31
Tennessee Association of Chiefs of Police	402	Statewide	\$76,450.00	\$58,413.86
Tennessee Bureau of Investigation	405d	Statewide	\$700,000.00	\$377,430.97
Tennessee Department of Health	405c	Statewide	\$101,253.00	\$98,608.90
Tennessee Department of Health	405c	Statewide	\$106,623.16	\$86,890.12
Tennessee Department of Mental Health and Substance Abuse Services	405d	Statewide	\$300,000.00	\$239,904.55
Tennessee Department of Safety & Homeland Security	405b	Statewide	\$80,000.00	\$80,000.00
Tennessee Department of Safety & Homeland Security	402	Statewide	\$80,000.00	\$76,336.35
Tennessee Department of Safety & Homeland Security	405d	Statewide	\$550,000.00	\$430,708.90
Tennessee Department of Safety & Homeland Security	402	Blount County	\$70,000.00	\$69,999.65
Tennessee Department of Safety & Homeland Security	405c	Statewide	\$750,000.00	\$632,730.68
Tennessee District Attorney General, 01st Judicial District	154	Carter County Johnson County Unicoi County Washington County	\$188,485.49	\$161,879.60
Tennessee District Attorney General, 02nd Judicial District	154	Sullivan County	\$176,741.25	\$154,116.88
Tennessee District Attorney General, 03rd Judicial District	154	Greene County Hamblin County Hancock County Hawkins County	\$162,481.29	\$147,184.59
Tennessee District Attorney General, 04th Judicial District	154	Cocke County Grainger County Jefferson County Sevier County	\$161,835.92	\$117,239.57
Tennessee District Attorney General, 05th Judicial District	154	Blount County	\$229,606.49	\$185,940.63
Tennessee District Attorney General, 06th Judicial District	154	Knox County	\$349,905.88	\$319,504.09
Tennessee District Attorney General, 07th Judicial District	154	Anderson County	\$285,051.51	\$188,450.57
Tennessee District Attorney General, 08th Judicial District	154	Campbell County Claiborne County Fentress County Scott County Union County	\$182,937.32	\$141,256.09

Agency Name	Funding Source	Targeted Area	FFY 2023 Grant Amount	Amount Expended
Tennessee District Attorney General, 09th Judicial District	154	Loudon County Meigs County Morgan County Roane County	\$232,678.77	\$220,554.53
Tennessee District Attorney General, 10th Judicial District	154	Bradley County McMinn County Monroe County Polk County	\$195,347.15	\$171,340.25
Tennessee District Attorney General, 11th Judicial District	154	Hamilton County	\$349,738.63	\$306,660.19
Tennessee District Attorney General, 12th Judicial District	154	Bledsoe County Franklin County Grundy County Marion County Rhea County Sequatchie County	\$297,012.00	\$227,842.33
Tennessee District Attorney General, 13th Judicial District	154	Clay County Cumberland County DeKalb County Overton County Pickett County Putnam County White County	\$184,150.71	\$174,216.02
Tennessee District Attorney General, 14th Judicial District	154	Coffee County	\$218,377.58	\$176,565.08
Tennessee District Attorney General, 15th Judicial District	154	Jackson County Macon County Smith County Trousdale County Wilson County	\$196,467.74	\$157,713.33
Tennessee District Attorney General, 16th Judicial District	154	Cannon County Rutherford County	\$178,003.57	\$166,236.17
Tennessee District Attorney General, 17th Judicial District	154	Bedford County Lincoln County Marshall County Moore County	\$217,336.29	\$206,874.27
Tennessee District Attorney General, 18th Judicial District	154	Sumner County	\$188,756.60	\$179,452.21
Tennessee District Attorney General, 19th Judicial District	154	Montgomery County Robertson County	\$179,061.44	\$143,535.73
Tennessee District Attorney General, 21st Judicial District	154	Williamson County	\$194,455.44	\$171,068.90
Tennessee District Attorney General, 22nd Judicial District	154	Giles County Lawrence County Maury County Wayne County	\$250,774.96	\$233,053.10
Tennessee District Attorney General, 23rd Judicial District	154	Cheatham County Dickson County Houston County Humphreys County Stewart County	\$223,981.31	\$215,315.52
Tennessee District Attorney General, 24th Judicial District	154	Benton County Carroll County Decatur County Hardin County Henry County	\$299,386.49	\$294,216.46
Tennessee District Attorney General, 25th Judicial District	154	Fayette County Hardeman County Lauderdale County McNairy County Tipton County	\$291,253.53	\$274,102.11

Agency Name	Funding Source	Targeted Area	FFY 2023 Grant Amount	Amount Expended
Tennessee District Attorney General, 26th Judicial District	154	Chester County Henderson County Madison County	\$252,024.92	\$189,887.09
Tennessee District Attorney General, 27th Judicial District	154	Obion County Weakley County	\$202,098.24	\$115,429.74
Tennessee District Attorney General, 28th Judicial District	154	Crockett County Gibson County Haywood County	\$271,520.68	\$205,967.11
Tennessee District Attorney General, 29th Judicial District	154	Dyer County Lake County	\$187,380.68	\$155,983.40
Tennessee District Attorney General, 30th Judicial District	154	Shelby County	\$312,017.23	\$264,561.39
Tennessee District Attorney General, 31st Judicial District	154	"Van Buren County Warren County"	\$296,444.18	\$210,795.38
Tennessee District Attorney General, 32nd Judicial District	154	Hickman County Lewis County Perry County	\$228,318.24	\$48,609.87
Tennessee District Attorneys General Conference	405d	Statewide	\$742,795.62	\$642,553.86
Tennessee Sheriffs' Association	402	Statewide	\$40,000.00	\$40,000.00
Tennessee Technological University	402	Statewide	\$1,106,217.60	\$1,037,624.91
Tennessee Trucking Foundation	402	Statewide	\$43,100.00	\$32,265.04
Tennessee Trucking Foundation	402	Statewide	\$85,000.00	\$78,090.64
The Promise Tour	154	Statewide	\$15,000.00	\$15,000.00
The University of Memphis	402	Statewide	\$77,108.40	\$77,052.23
The University of Tennessee	402	East Tennessee	\$72,337.83	\$58,385.13
The University of Tennessee	405b	Statewide	\$84,600.00	\$58,931.26
The University of Tennessee	405d	Statewide	\$97,106.00	\$58,368.12
The University of Tennessee	402/154/405d	Statewide	\$2,010,500.00	\$1,745,949.38
The University of Tennessee	402/154/405d	Statewide	\$1,400,000.00	\$1,399,878.85
The University of Tennessee at Martin	154	The University of Tennessee at Martin Campus	\$5,000.00	\$3,290.47
TICUA	154	Statewide	\$23,397.52	\$22,281.34
Tipton County Sheriff's Department	402	Tipton County	\$35,000.00	\$35,000.00
TjohnE Productions, Inc.	402/405d/ Nissan	Statewide	\$174,999.83	\$174,999.82
Tracy City Volunteer Fire Department	402	Tracy City Volunteer Fire Department	\$12,500.00	\$12,500.00
Trenton Police Department	154	City of Trenton	\$5,000.00	\$0.00

Agency Name	Funding Source	Targeted Area	FFY 2023 Grant Amount	Amount Expended
Tullahoma Police Department	402	City of Tullahoma	\$19,560.00	\$19,181.01
Tusculum Police Department	154	City of Tusculum	\$5,000.00	\$3,454.98
Union City Police Department	154	City of Union City	\$20,000.00	\$17,683.87
Union City Police Department	402	Lake County Obion County Dyer County Crockett County Lauderdale County	\$20,000.00	\$17,985.48
Union County Sheriff's Department	154	Union County	\$15,000.00	\$14,847.30
UNITE Corporation	402	Statewide	\$74,250.00	\$74,250.00
University of Tennessee Health Science Center Campus Police Department	154	University of Tennessee Health Science Center Campus	\$5,000.00	\$1,999.87
University of Tennessee Police Department	154	University of Tennessee Campus	\$5,000.00	\$2,335.80
Vanderbilt University	405c	Davidson County	\$17,054.60	\$16,683.61
Vonore Police Department	402	City of Vonore	\$20,000.00	\$14,342.04
Walters State Campus Police	154	Walters State Campus	\$5,000.00	\$3,842.34
Warren County Sheriff's Department	402	Warren County	\$20,000.00	\$4,998.96
Wartburg Police Department	154	City of Wartburg	\$5,000.00	\$4,703.63
Wartrace Police Department	154	City of Wartrace	\$5,000.00	\$4,699.27
Washington County Sheriff's Department	402	Washington County	\$60,000.00	\$59,321.02
Watertown Police Department	154	City of Watertown	\$5,000.00	\$4,999.07
Wayne County Sheriff's Department	154	Wayne County	\$10,000.00	\$7,589.35
Wayne County Sheriff's Department	402	Wayne County Lewis County Maury County Lawrence County Giles County	\$20,000.00	\$12,072.05
Waynesboro Police Department	402	City of Waynesboro	\$15,000.00	\$14,351.07
Weakley County Sheriff's Department	402	Weakley County	\$9,000.00	\$7,977.04
Westmoreland Police Department	154	City of Westmoreland	\$5,000.00	\$1,000.00
White Bluff Police Department	402	City of White Bluff	\$5,000.00	\$5,000.00



Agency Name	Funding Source	Targeted Area	FFY 2023 Grant Amount	Amount Expended
White County Sheriff's Department	154	White County	\$35,000.00	\$34,960.81
White House Police Department	402	City of White House	\$49,350.00	\$32,200.00
White Oak Bicycle Coop	405d (402)	East Tennessee	\$65,000.00	\$61,988.13
White Pine Police Department	154	City of White Pine	\$10,000.00	\$9,220.02
White Pine Police Department	402	Clairborne County Hancock County Hawkins County Grainger County Hamblen County Jefferson County Cokcke County	\$20,000.00	\$18,302.51
Whiteville Police Department	154	City of Whiteville	\$5,000.00	\$3,581.11
Williamson County Sheriff's Department	402	Williamson County	\$39,999.00	\$36,078.46
Wilson County Sheriff's Department	154	Wilson County	\$23,360.00	\$14,317.02
Winchester Police Department	154	City of Winchester	\$5,000.00	\$4,973.17
Woodbury Police Department	154	City of Woodbury	\$12,500.00	\$12,407.09

# APPENDIX

Appendix A. Humphreys County

Humphreys County	FFY 2023				FFY 2022				FFY 2021				FFY 2020				FFY 2019			
	Jul - Sep	Apr - Jun	Jan - Mar	Oct - Dec	Jul - Sep	Apr - Jun	Jan - Mar	Oct - Dec	Jul - Sep	Apr - Jun	Jan - Mar	Oct - Dec	Jul - Sep	Apr - Jun	Jan - Mar	Oct - Dec	Jul - Sep	Apr - Jun	Jan - Mar	Oct - Dec
Alcohol Or Drug Impaired Crashes	3	4	3	6	2	10	4	5	2	5	5	6	7	7	4	4	3	7	2	0
Alcohol Or Drug Impaired Fatalities	0	0	0	0	1	1	1	2	0	0	2	2	1	0	0	0	0	1	0	0
Distracted Driving Crashes	10	8	7	9	6	11	8	7	9	15	6	6	4	17	10	11	8	12	14	10
Distracted Driving Fatalities	0	0	0	0	0	0	0	0	0	0	0	0	0	0	0	0	0	0	0	0
Motorcycle Crashes	3	6	1	0	0	6	1	0	0	3	2	3	1	4	3	1	3	2	0	1
Non-motorist Crashes	0	0	0	0	0	0	0	0	0	1	1	0	1	0	0	0	0	0	1	0
Older Driver Crashes	9	16	10	23	16	21	13	11	24	16	16		10	12	14	16	10	17	15	18
Persons Injured	40	46	59	33	43	41	39	27	36	52	33	44	50	42	38	32	56	42	43	27
Speeding Crashes	1	4	10	5	0	5	10	5	3	9	10	8	5	4	3	3	2	7	3	3
Speeding Fatalities	0	0	0	0	0	1	0	0	0	0	2	0	1	0	0	0	0	0	0	0
Teen Driver Crashes	10	10	15	10	10	8	8	12	13	13	11	19	14	18	9	11	22	15	11	14
Unbelted Crashes	5	8	4	6	5	7	7	8	8	6	5	7	5	7	9	7	3	7	4	3
Unbelted Fatalities	0	0	0	0	1	0	1	0	0	1	0	2	1	0	1	3	1	0	1	0
Total Annual Crashes (all types)	90	93	86	94	83	101	90	73	90	98	107	102	88	96	85	81	92	88	93	95
Total Annual Fatalities (all types)	0	0	0	0	1	3	1	4	0	4	3	3	2	1	1	3	1	4	3	0
Grant Year Total Fatalities	0				9				10				7				8			



## Tennessee Highway Safety Office

312 Rosa L Parks Blvd,  
Nashville, TN 37243

P. (615) 741-2589  
E. [info@tntrafficsafety.org](mailto:info@tntrafficsafety.org)  
[www.tntrafficsafety.org](http://www.tntrafficsafety.org)