

AMERICAN SAMOA HIGHWAY SAFETY ANNUAL REPORT FEDERAL FISCAL YEAR 2012



MEDIA ADVERTISEMENT



Distracted Driving is here

PREPARED FOR:
U.S. DEPARTMENT OF TRANSPORTATION
NATIONAL HIGHWAY TRAFFIC SAFETY ADMINISTRATION

American Samoa Highway Safety Annual Report Federal Fiscal Year 2012

Prepared for:

**U.S. Department of Transportation
National Highway Traffic Safety Administration**

Developed and presented by:

**The American Samoa Government
Department of Public Safety
Office of Highway Safety
Pago Pago, AS 96799**



December 31, 2012



HON. TOGIOLA T.A. TULAFONO,
Governor

HON. FAOA T.F. SUNIA
Lt. Governor

DEPARTMENT OF PUBLIC SAFETY
AMERICAN SAMOA GOVERNMENT
P.O Box 1086, Pago Pago, American Samoa 96799
Telephone: (684) 633-1111 * Fax No.: (684) 633-7296

Office Of The Commissioner



HTC TUAOLO M.E. FRUEAN
Commissioner

LEISEAU V. T. LAUMOLI
Deputy Commissioner

Serial No. 206-12

December 31, 2012

Dr. David Manning Ph.D.
Regional Administrator
National Highway Traffic Safety
Administration Region IX
201 Mission Street, Suite 1600
San Francisco, CA 94105

Dear Dr. Manning;

I am pleased to present the American Samoa's Annual Report for the federal fiscal year 2012 Highway Safety Program activities.

This report provides an overview of the American Samoa use of the NHTSA FY2012 funds and the approved carry forward funds from previous years. Our program goals and accomplishments are presented as defined in our FY 2012 Highway Safety Plan. We achieved and made significant progress in spending program money this year as always been an area of need improvement in management. In addition, we continue to strive for improvements in our Occupant Protection program and increase enforcement on Alcohol Purchase Enforcement which has significantly increased the level of awareness throughout the territory.

On behalf of the Department of Public Safety personnel and our Office of Highway Safety staff, I would like to thank you for continuing to support our highway safety programs.

We will continue our efforts in making our roadway safe.

Sincerely,

HTC TUAOLO M.E. FRUEAN
Commissioner of Public Safety
Governor's Representative for Highway Safety

ATTACHMENT

Department of Public Safety Office of Highway Safety

HTC Tuaolo M. E. Fruean
Commissioner, Department of Public Safety

Office of Highway Safety Staff

Fred Scanlan Jr., Program Coordinator

Olive Leulu, Fiscal Manager / Paid Media, Program Manager

Tutasi Ripley, Traffic Record / Distracted Driving, Program Manager

David G. Bird, Occupant Protection, Program Manager

Sgt. Tolia Solaita, Alcohol/Youth Alcohol, Program Manager

Emelio Fruean, Pedestrian Safety, Program Manager

Vacant, Administrative Assistant / Data Entry

Consultant, Traffic Records Coordinator/ Crash Data Management

Table of Contents

Table of Contents.....	i
List of Figures	ii
List of Tables.....	ii
Contact Information.....	iii
Executive Summary	1
1.0 Highway Safety in American Samoa	1
1.1 Introduction.....	1
1.2 Crash Summary.....	2
1.3 Program Focus Areas/Challenges.....	2
1.4 Accomplishments.....	4
2.0 Trends in American Samoa Highway Safety Data, 2006 - 2012.....	6
2.1 Performance Measures	6
2.2 Program Area Performance Measures	9
3.0 Programs and Projects.....	12
3.1 Program Management.....	12
3.2 Alcohol Enforcement	13
3.4 Occupant Protection	14
3.5 Pedestrian Safety/Bicycle Safety	16
3.6 Police Traffic Services	16
3.8 Safety Belts Paid Media	18
4.0 Program Budget Summary	19

List of Figures

Figure 1. Number of Crashes Decreased by 36% from Baseline (2005)	6
Figure 2. Number of Fatalities.....	7
Figure 3. Number of Injuries Decreased by 95%	7
Figure 4. Number of Pedestrian Fatalities.....	8
Figure 5. Number of Persons Injured	8
Figure 6. Alcohol Related Crashes.....	9
Figure 7. Number of Impaired Driving Arrests decreased by 25%	9
Figure 8. Number of Speeding Related Crashes Decreased by 86%	10
Figure 9. Observed Seatbelt Usage Decrease by 2%.....	10
Figure 10. Number of Seatbelt Citations Issued	11
Figure 11. Number of Child Restraint Usage Decreased by 2%.....	11

List of Tables

Table 1. Traffic Safety Trends in American Samoa (2006-2012)	2
Table 2. FFY 2012 Highway Safety Program Area Goals.....	3

Contact Information

Name Fred Scanlan Jr.
Title Highway Safety Coordinator
Address Department of Public Safety
P. O. Box 1086
City, State Pago, Pago, American Samoa
Zip 96799

Executive Summary

▪ Federal Fiscal Year (FFY) 2012 Accomplishments

- OHS improved on it spending from 23% in 2006 to 61.80% in 2012. Hiring of OHS staff to implement and create new avenues of approach in tackling problem areas was the key to spending.
- According to preliminary highway safety data, American Samoa DUI arrests dropped by 53 percent from 316 in 2006 to 146 in 2012; and total alcohol related crashes decreased by 72 percent from 2006.
- Speed Campaign has made significant improvement on zero speed related fatality. An increase of speed violation citations issued due to increase number of speed violation during regular duty. 2010 shows 765 to 1300 in 2012 by 69 percent.
- OHS funded DPS Enforcements activities by months are as follow:
 - Alcohol Enforcement - January
 - Speed / Alcohol Enforcement- February & April
 - CIOT - Seatbelt Enforcement - May
 - Speed / Alcohol Enforcement - June & July
 - Speed / Alcohol Enforcement - August & September
 - Occupant Protection (OP) November
 - Alcohol Enforcement December

- OHS continues to increased and maintain the number of outreach program by 10%, involving village police and religious organization to promote underage prevention; DUI, Speeding and Seat belt use.
- OHS funded the procurement of New DUI van which enhanced enforcement performance. This includes new Alco Sensor V breathalyzer as Traffic advances with newer model.
- Highway safety continues to improve on its effective approach with message to the public by displaying it on commercial buses.
- Online System for Crash Analysis and Reporting (OSCAR) continues to be an effective tool in collecting and accessing data for OHS. Roadway inventory still under development.
- OHS staff attended professional development courses and highway safety conferences.

FFY 2012 Challenges

- GTS Close Out
- Training of new CPS Techs
- New far west police sub-station opened for service (traffic manpower increased)
- Refresher Training of OHS staff in program operations and management

1.0 Highway Safety in American Samoa

1.1 Introduction

The American Samoa Highway Safety Program is administered by the Department of Public Safety, Office of Highway Safety. The Commissioner of Public Safety, HTC Tualo M. E. Fruean is the Governor's Representative, and Mr. Fred Scanlan is the Territory Highway Safety Coordinator.

Mission

The mission of the American Samoa Office of Highway Safety is to reduce the traffic crashes, traffic fatalities, injuries, and property damage on the American Samoa roadways, and to create a safer environment for motorists, passengers, and pedestrians.

Our enforcement programs continued to be successful with reductions in total number of crashes; persons injured and decrease in impaired driving arrests. Purchase Alcohol enforcement has made a difference this year as a strategy that reduces DUI arrest and increased the number of stores with license pulled to include a higher number of underage drinkers. This became the highlight of 2012.

Funds

Over \$1.5 million of the federal Highway Safety funds were expended during the federal fiscal year 2012. These include:

Grants	2006	2007	2008	2009	2010	2011	2012
All Programs	23%	29%	28%	30%	42%	58%	61%

STATE	Grant Program	Carry Forward	Obligation Limitation	Total Available	Expended	% Exp.
				FY 2012		
American Samoa	402	\$601,605.46	\$587,175.00	\$1,188,780.46	\$922,417.89	77.59%
American Samoa	405	\$50,735.12	\$73,635.64	\$124,370.76	\$48,686.90	39.15%
American Samoa	406	\$74,891.85	\$0.00	\$74,891.85	\$59,818.57	79.87%
American Samoa	408	\$559,665.32	\$500,000.00	\$1,059,665.32	\$481,700.00	45.46%
American Samoa	Total	\$1,286,897.75	\$1,160,810.64	\$2,447,708.39	\$1,512,623.36	61.80%

Goals

Goals for this Federal Fiscal Year 2012 Annual Report are set and committed to in the 2012 Highway Safety Plan.

1.2 Crash Summary

In American Samoa, the total number of crashes decreased by **36%** between 2006 and 2012 from 686 in 2006 to 437 in 2012. The number of serious injuries decreased **95%** between 2006 and 2012 and fatalities decrease by 2 (**66%**) for the same period. Table 1 provides detail in key areas of the American Samoa highway safety trends from 2006 to 2012.

Table 1. Traffic Safety Trends in American Samoa (2006-2012)

Crash Data / Trends	Progress Report Data 2006 to 2012						
	2006	2007	2008	2009 ¹	2010	2011	2012
Fatalities	3	1	2	3	5	0	1
Pedestrian Fatalities	1	1	0	0	1	0	1
Number of Serious Injuries	83	73	87	61	23	18	4
Number of Persons Injured	159	106	140	106	32	18	45
Total Crash	686	705	705	684	660	688	437
Alcohol Related crashes	48	34	33	63	22	6	13
Speed Related Crashes (by Community / municipality)	15	6	23	1	6	6	2
Total DUI Arrest	316	183	162	280	216	182	146
Alcohol Related Injuries	NC	NC	NC	57	87	78	58
% of ppl obsv using safety belt	46	50	56	58	73	77	75

1.3 Program Focus Areas/Challenges

¹ OSCAR data started

The Highway Safety Office and the Department of Public Safety, Traffic Division continued to make significant progress in spite of local challenges and equipment.

The following program areas were focused on in the OHS' FFY 2012 Highway Safety Plan. These included:

1. **Occupant Protection** – Seat belt usage and child passenger safety restraints used in American Samoa is below national average.
2. **Alcohol** – Selling alcohol to minors by stores is on the rise.
3. **Speed** – Speed citations increased
4. **Pedestrian Safety/Other Road Users** – The safety of pedestrians on Tutuila roadways.
5. **Traffic Records** – Continue on improving the timeliness, accuracy, completeness, uniformity, compatibility, and integration of traffic records for problem identification and performance measurement.
6. **Police Traffic Services** – Increase visible enforcement and equipment to deter violations of law.
7. **Planning and Administration** – The coordination, monitoring, and evaluation of highway safety projects.

Table 2 shows the goals of OHS for mitigating these problems in American Samoa.

Table 2. FFY 2012 Highway Safety Program Area Goals

Program	FFY 2012
Occupant Protection	<ul style="list-style-type: none"> • Increase enforcement • CPS Training • Support National Campaign
Alcohol	<ul style="list-style-type: none"> • Increase Purchase enforcement • Increase public awareness • Increase DUI enforcement
Speed	<ul style="list-style-type: none"> • Reduce the role of speeding in highway fatality • Increase speed enforcement
Pedestrian	<ul style="list-style-type: none"> • Maintain / Reduce the number of fatality • Increase Public Awareness
Planning & Administration	<ul style="list-style-type: none"> • Involve strategic partners in program planning to address the territory's highway safety needs
Traffic Record	<ul style="list-style-type: none"> • Continue enhancement of OSCAR • Continue develop of Traffic Safety Data Portal • Design web-base viewing and analysis system for

<p>Police Traffic Service</p>	<p>querying IITSIS</p>
	<ul style="list-style-type: none"> • Increase Visible Enforcement • Increase the number of roadblocks • Compliance Check - Stores selling to minors • Increase saturation patrol

1.4 Accomplishments

American Samoa achieved several improvements in FFY 2012. A brief summary of these accomplishments is provided below and more detail is provided in Section 3 of this annual report.

Occupant Protection:

- Significant increase in enforcement of seatbelt law during the Grant funded enforcement activities and the national campaign week “Click It or Ticket It.” 516 seatbelt use violations citations were issued during grant funded activities during this period. A total of 1185 seatbelt citations were issued in 2012.

Alcohol:

- Purchased promotional items for nine community outreaches
- Participated in the DOH annual conference; provide data on injury surveillance
- Conducted two purchase enforcements that led to 12 underage drinkers and 16 businesses.

Traffic Records:

- Implemented an Online System for Crash Analysis and Reporting (OSCAR) which is a Web-Based Standard Reporting Tool for Crash Data Analysis.
- Deployed the Grant Electronic Management System. Conduct staff training
- TRRC members elected

- Roadway Inventory completed and new crash location identification methods developed for locating crashes on American Samoa roadway.
- Roadway Information Management System improves designs of infrastructure overlays.
- OHS conducted several Traffic Records Coordinating Committee meetings and reached out to additional safety and traffic records stakeholders.

Planning and Administration:

- OHS sent officers and CPS Techs to Lifesavers under incentive program
- OHS developed and will continue to implement the Corrective Action Plan as recommended in the Management Review.
- OHS completed and submitted Highway Safety Plan to NHTSA.
- OHS applied for and was awarded Section 408 grant.

2.0 Trends in American Samoa Highway Safety Data, 2006 - 2012

The following figures (1 through 11) provide “Select Performance Measures” that the Governors Highway Safety Association (GHSA) has recommended.

Year 2012 is the most recent year that complete data sets are available, and the highways safety programs performance measures for that year are highlighted in the graphs below. Trends from 1999 to 2005 can be considered “baseline” and from 2005 to the present “progress”. When baseline data are inadequate or unavailable, only five-year trends are graphed.

2.1 Performance Measures

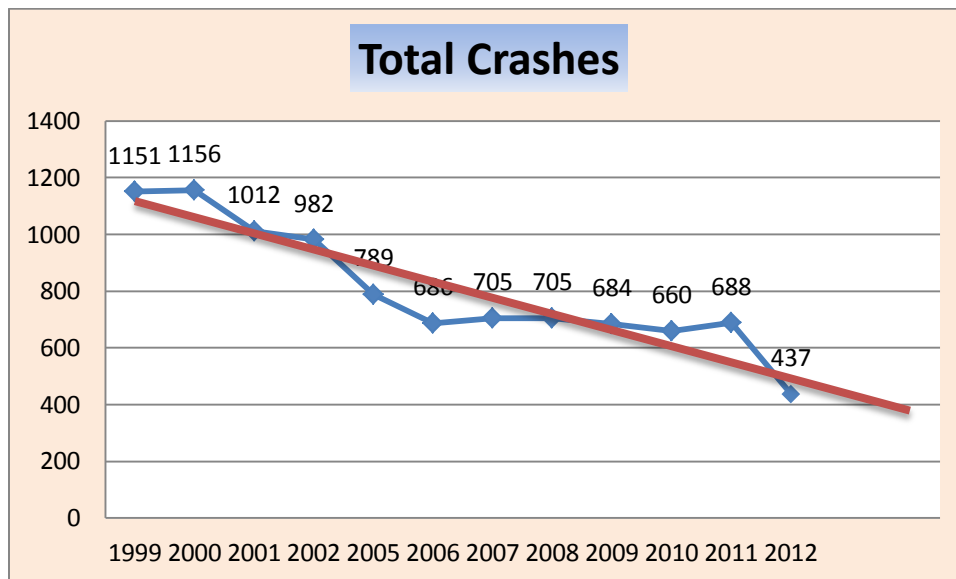


Figure 1. Number of Crashes Decreased by 36% from Baseline (2005)

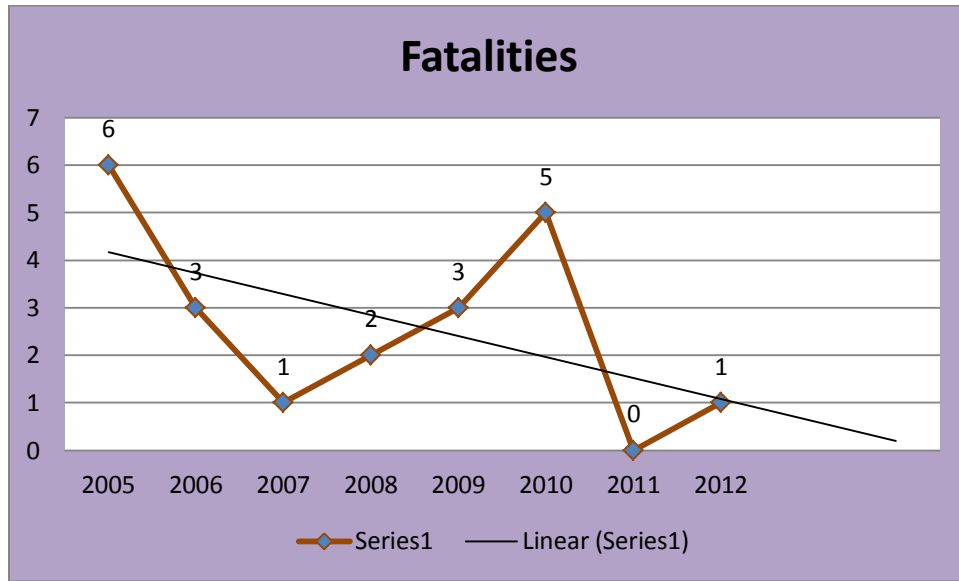


Figure 2. Number of Fatalities

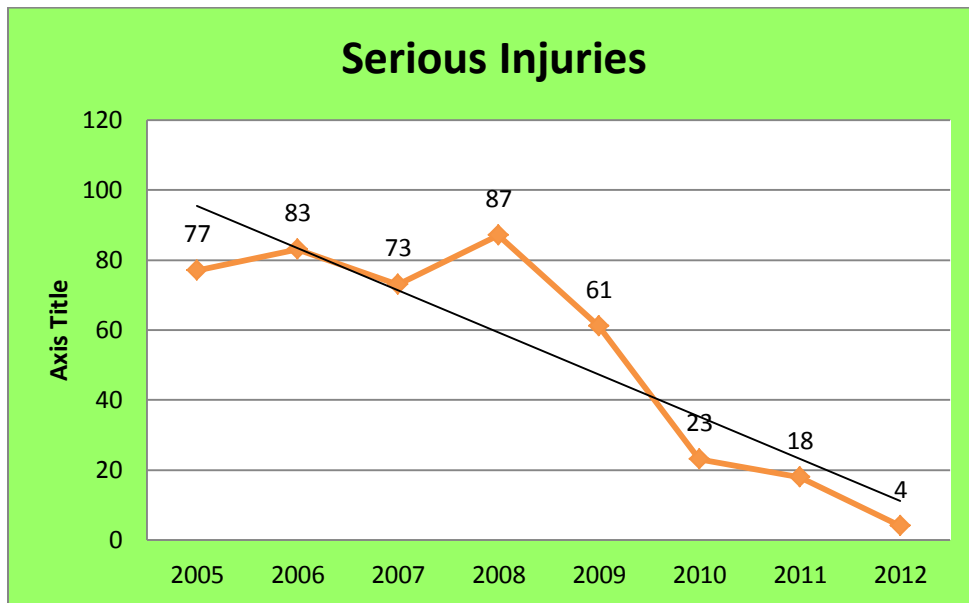


Figure 3. Number of Injuries Decreased by 95%

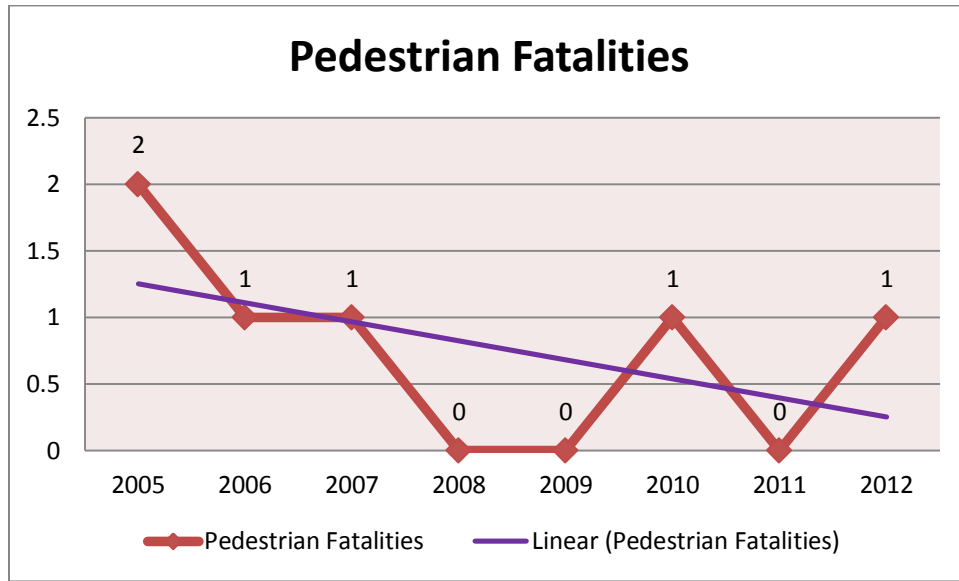


Figure 4. Number of Pedestrian Fatalities

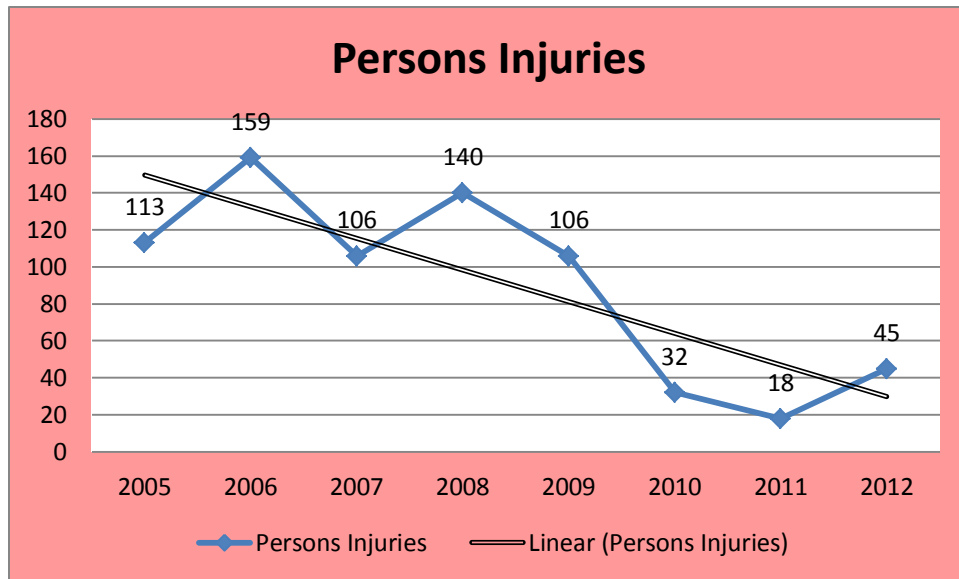


Figure 5. Number of Persons Injured

2.2 Program Area Performance Measures

Impaired Driving

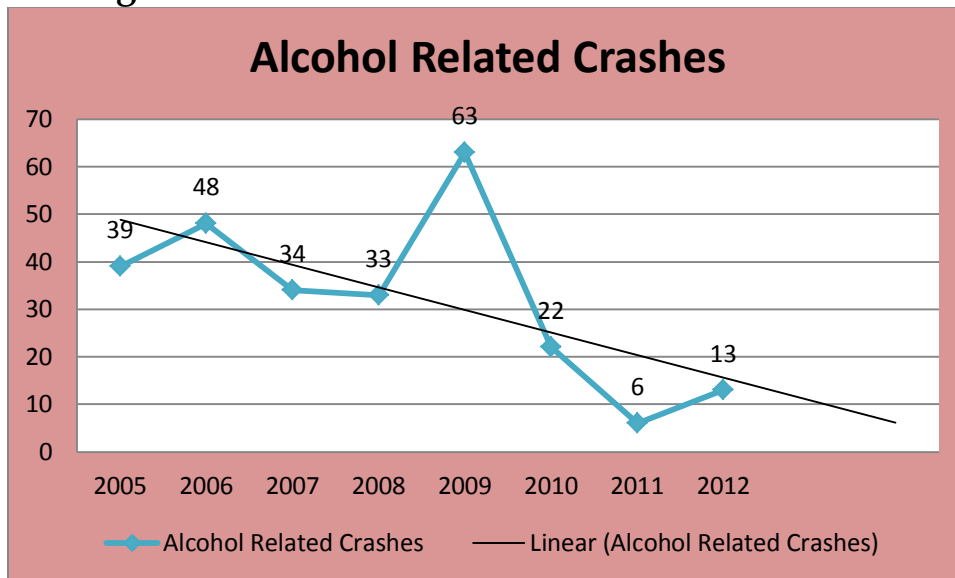


Figure 6. Alcohol Related Crashes

Alcohol Related Crashes in American Samoa Decreased 65% (Enforcement Impact)

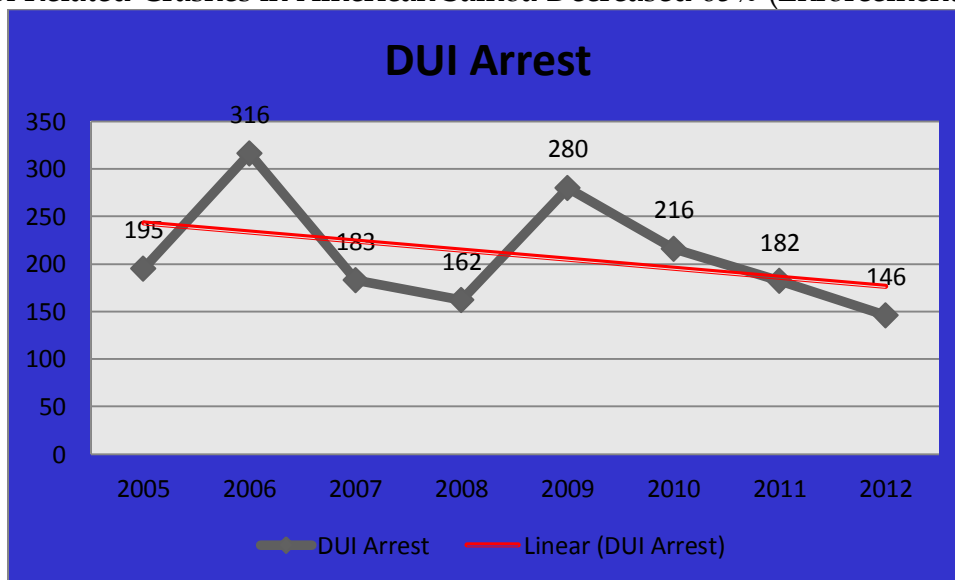


Figure 7. Number of Impaired Driving Arrests decreased by 25%

Speed

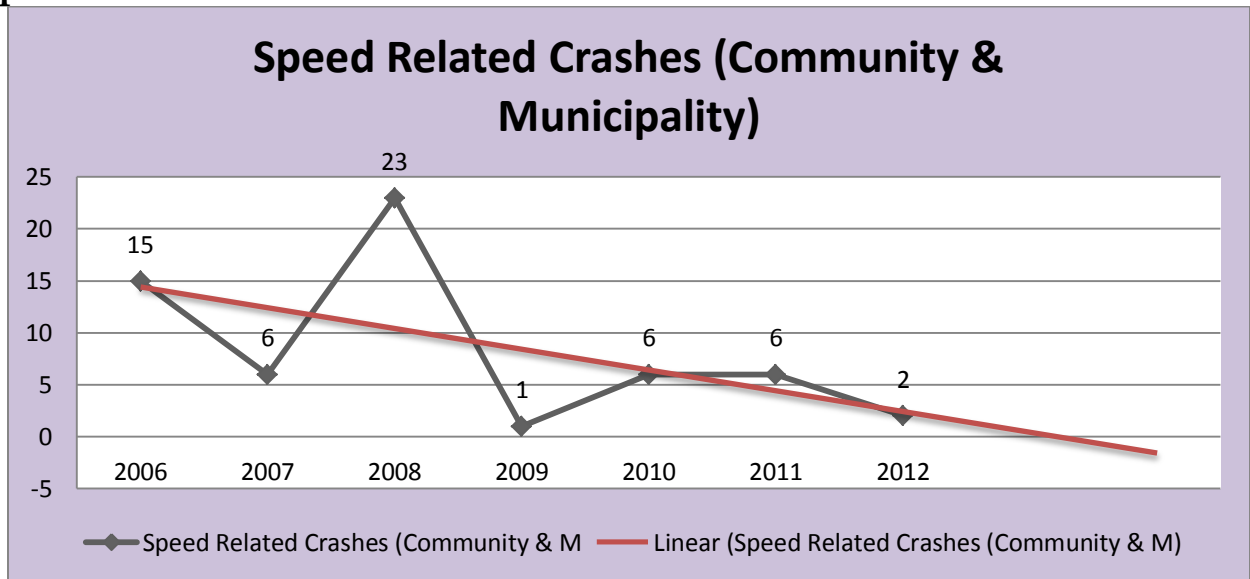


Figure 8. Number of Speeding Related Crashes Decreased by 86%

Occupant Protection

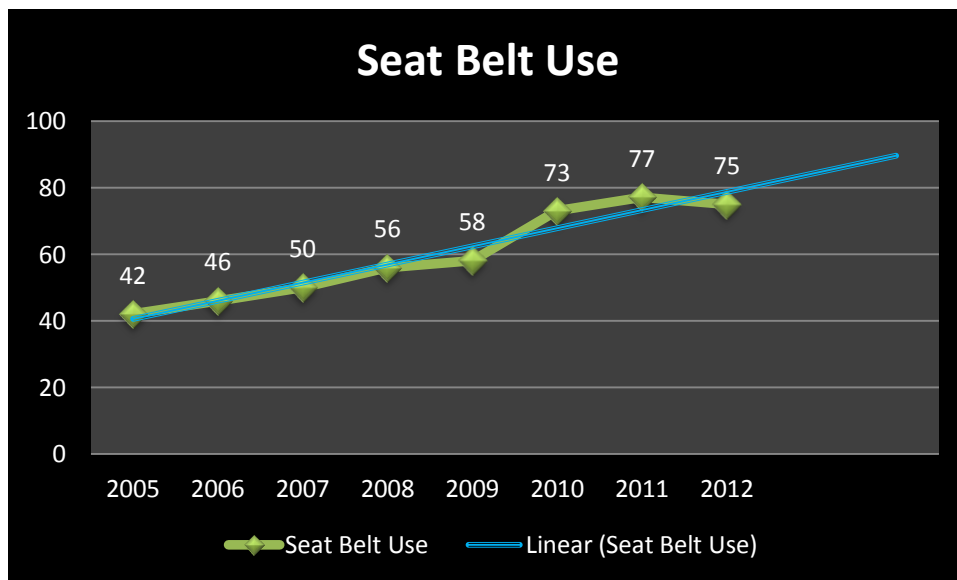


Figure 9. Observed Seatbelt Usage Decrease by 2%

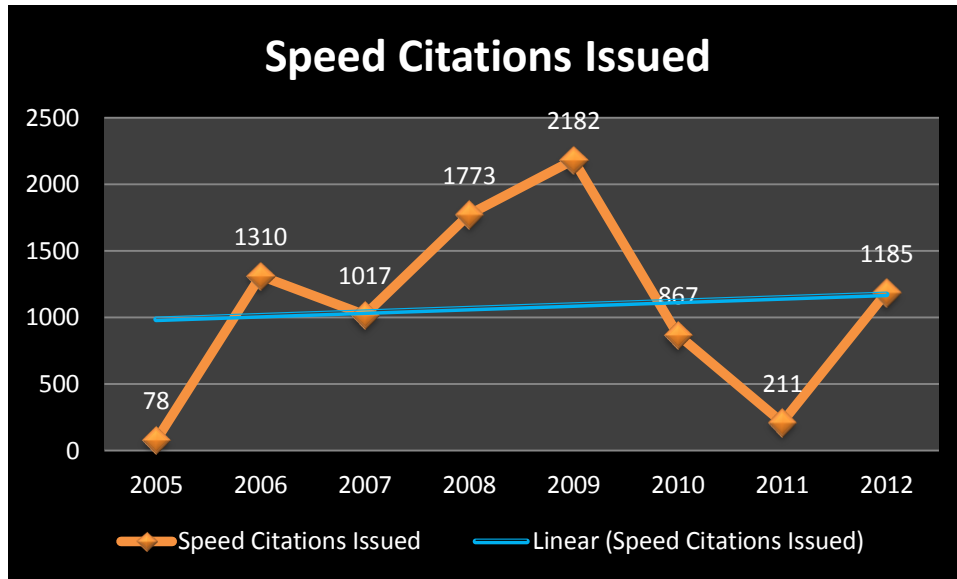


Figure 10. Number of Seatbelt Citations Issued
614 of the 1,185 Citations were issued during Grant-Funded Enforcement Activities.

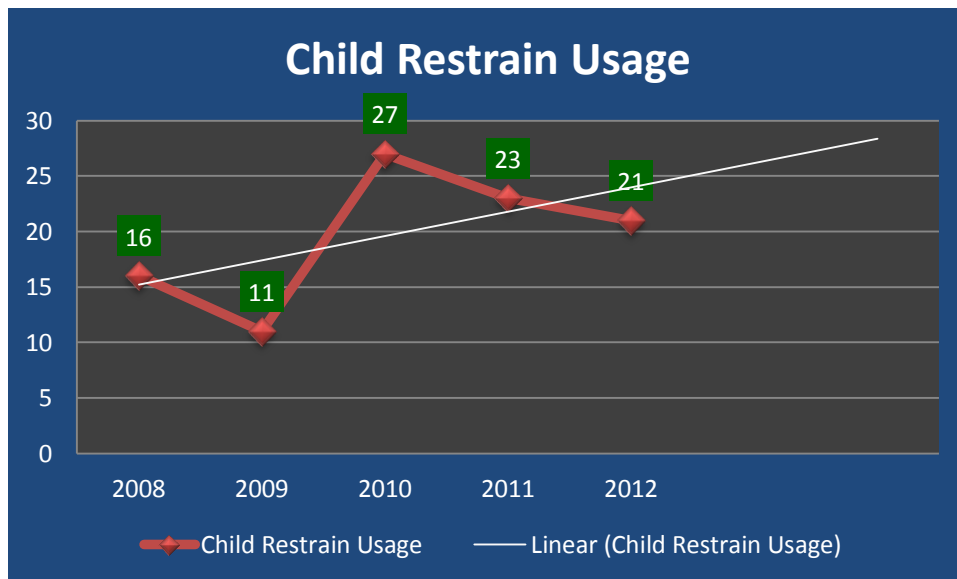


Figure 11. Number of Child Restraint Usage Decreased by 2%

3.0 Programs and Projects

The accomplishment and budget are described in this section.

3.1 Program Management

Planning & Administration Program Summary

Account	Funds	Program Activity	Planned	Expended
PA-2012	402	Planning & Administration	\$86,515.44	\$78,093.44

Goal

- To administer a fiscally responsible, effective highway safety program that targets the State's most significant safety problems in an effort to save lives and reduce serious injuries.

Planned Activities:

The Highway Safety Coordinator is responsible for the day to day operation of the agency. He administers the highway safety program, coordinates safety planning activities and resources with partners, monitors and manages budget. The Highway Safety Coordinator is very active in the Traffic Records Coordinating Committee and supervises the highway safety office staff..



Stakeholders

Accomplishments:

- Prepared all required documents and consulted with the region on the territory highway safety programs.
- Conducted meeting with OHS partners to develop and identify problem areas within the FFY 2011 Highway Safety Plan.
- American Samoa Boys and Girls Club join OHS as a new strategic partner under the direct supervision of the First Lady
- Completed and delivered the FFY 2011 Highway Safety Plan to NHTSA.

Program Performance Measures

- Integrating recommendations from NHTSA 2011 Management Review within specified timeframes.
- Deliver the FFY 2012 Highway Safety Plan by September 1, 2010.

3.2 Alcohol Enforcement

DUI Enforcement

Account	Funds	Program Activity	Planned	Expended
AL-2012	402	HVE DUI Enforcement	\$412,706.12	\$327,335.94

Goal

- Reduce the number of injury crashes with a known BAC of .01 or higher, from 78 in 2011 to 58 in 2012.

Planned Activities

- Conduct 5 DUI enforcements and participate in the National Drive Sober or Get Pulled Over campaign.
- Plan and contract for Paid Media for the Alcohol Crackdown.
- Conduct 2 Purchase Enforcement
- Decrease number of impaired arrests made during Grant-funded enforcement activities.



Day & Night

Accomplishments

- Planned and managed the Impaired Driving Program especially Purchase enforcement, a growing awareness throughout Tutuila.
- Participated in the National DSoGPO. Provided overtime funding for DUI enforcement.

- Conduct 9 outreach programs and posting DUI banners in night clubs.

Program Performance Measures

- Increase average frequency of enforcement activities
- Increased the total of impaired driving awareness publically
- Improve high visibility enforcement though media campaign and promotional materials.

3.4 Occupant Protection

Account	Funds	Program Activity	Planned	Expended
OP-2012	402	Enforcement of seatbelt usage	\$181,909.74	\$136,904.90
K2-2012	405	Occupant Protection	\$124,370.76	\$59,902.55
J3-2011	2003B	Child Passenger Protection	\$11,929.61	\$11,929.61

Goal

- Increase seatbelt and child restrain use rate.

Planned Activities

- Continue planned enforcement of safety belt use to achieve 80% use rate.
- To provide child safety seats at check point and fitting stations to install or replace unsafe seats.
- To provide Child Passenger Safety training for technicians and for parents.
- To provide educational/promotional materials to support training, checkup events, and enforcements.
- To increase the use of child restraints with paid media campaigns through local TV, radio, and road signs and PSAs demonstrating appropriate installation and use.
- Procure car seats in support of Child Passenger Safety program and provide training.



Survey Training, Day 1

- Conduct assessment and survey.

Accomplishments

- Increase Enforcement of seatbelt law during the national ‘Click It or Ticket’ enforcement mobilization and CPS Week.
- 1185 seat belt citations were issued during enforcement and National campaign.
- Received 2nd year 405 funding to increase enforcement

Despite these achievements, much remains to be done. American Samoa’s seat belt use rate is still below national average. We will continue with enforcement and education with the hope to achieve 80% use rate by 2013 with the new survey design.

Program Performance Measures

- Increase in Seatbelt use among all vehicle occupants as measured by observations.
- Increase awareness of the “Click It or Ticket” (Fusi Pe Tusi) slogan.
- Enforcement of seat belt law, as measured by number of citations for failure to use proper restraints during national “Click It or Ticket” enforcement mobilization and CPS Week.



3.5 Pedestrian Safety/Bicycle Safety

Account	Funds	Program Activity	Planned	Expended
PS-2012	402	Program Management and Training	\$89,490.66	\$76,083.30

Goal

- Reduce the number of fatalities among pedestrians.
- Maintain the low number of fatalities among pedestrian and bicyclists.
- Maintain 0% of school buses fatality and school age pedestrian injured at school zones during school hours.



OHS Vehicle advertising

Planned Activities

- Procure crossing guard safety equipment and conduct training.
- Provide promotional items and public awareness to schools through outreach and paid media.
- Fund school safety patrols

Accomplishments

- Zero school buses fatality.
- Six schools trained on school crossing

Program Performance Measures

- Increased safety patrols
- Procured promotional and education materials for outreach and school crossing zone awareness.

3.6 Police Traffic Services

Account	Funds	Program Activity	Planned	Expended
---------	-------	------------------	---------	----------

American Samoa Highway Safety Annual Report FFY 2012

PT-2012	402	Traffic Enforcement Services	\$114,636.00	\$101,119.11
K4PT-2012	406	Police Traffic Services	\$74,891.85	\$59,818.57

Goal

- Increase overtime enforcement activities

Planned Activities

- Increase enforcement activities to maintain Islandwide zero traffic fatalities.
- Promote public awareness of traffic safety through targeted enforcement and educational materials.
- Increase enforcement of speed and other moving violations including stop sign and failure to yield violations.



They're watching

Accomplishments

- 10 HVE enforcements were funded by OHS
- Increase of traffic officers assigned to motorcycle squad
- Over 30 officers were trained in the use of the Alco Sensor V

Program Performance Measures

- Issued 146 DUI, 1,300 speeding, and 1,185 seatbelt violations for FFY 2012.

3.7 Traffic Records

Account	Funds	Program Activity	Planned	Expended
TR-2012	402	Traffic Records	\$132,000.00	\$116,681.22
K9-2012	408	Data Incentive	\$1,059,665.32	\$545,387.32

Planned Activities

- Frequent use of new Online Crash Analysis and Reporting System (OSCAR).

- Support TRCC members to travel to attend the Traffic Records Forum.
- Initiate DOH project support
- Analyze EMS injury report system
- Continue Roadway Inventory (GIS/GPS).

Accomplishments

- OSCAR provided more accurate data for OHS.
- Traffic Record Project Coordinator attended Traffic Record Forum Biloxi, MS
- Design an Electronic Grant Management System

Program Performance Measures

- Applied for and received a seventh year section 408 grant under the SAFETEA-LU legislations.
- Upgrade of equipment and crash software.
- Improve Crash connectivity with wireless booster
- Installed two more vehicles with E-citation printers
- TRCC Program Coordinator with the assistance of OHS has been able to facilitate meetings with its stakeholders to develop benchmarks for measurable goals in improving data integration, accuracy, and timeliness in collection of highway safety data to include 2012 application.


3.8 Safety Belts Paid Media

Planned Activities

- Support the National Media Campaign Communication calendar.

Accomplishments

- Paid Media



4.0 Program Budget Summary

As of 12/31/2012

Program	Account Number	Obligated	Expended	Balance
Planning & Admin	PA-2012	\$86,515.44	\$78,093.44	\$8,422.00
Alcohol Enforcement	AL-2012	\$412,706.12	\$327,335.94	\$85,370.18
Occupant Protection	OP-2012	\$181,909.74	\$136,904.90	\$45,004.84
Pedestrian/Bicycle	PS-2012	\$89,490.66	\$76,083.30	\$13,407.36
Police Traffic Services	PT-2012	\$114,636.00	\$101,119.11	\$13,516.89
Traffic Records	TR-2012	\$132,000.00	\$116,681.22	\$15,318.78
Speed Control	SC-2012	\$13,440.00	\$11,831.11	\$1,608.89
Paid Media	PM-2012	\$158,042.50	\$94,390.76	\$63,651.74
NHTSA 402		\$1,188,740.46	\$864,424.87	\$246,300.68
405 - Occupant Protection	K2-2012	\$124,370.76	\$59,902.55	\$64,468.21
NHTSA 405		\$124,370.76	\$59,902.55	\$64,468.21
406 - Police Traffic Services	K4PT-2012	\$74,891.85	\$59,818.57	\$15,073.28
406- Traffic Records	K4TS-2012	\$140,000.00	\$130,801.56	\$9,198.44
NHTSA 406		\$214,891.85	\$190,620.13	\$24,271.72
Data Program	K9-2012	\$1,059,665.32	\$545,387.32	\$514,278.00
408 Data Program SAFETEA-LU		\$1,059,665.32	\$545,387.32	\$514,278.00
2003B Child Passenger Protection	J3-2012	\$11,929.61	\$0.00	\$11,929.61
2003 B		\$11,929.61	\$ 0.00	\$11,929.61
Total		\$2,599,598.00	\$1,660,334.87	\$861,248.22