

COMMONWEALTH OF THE NORTHERN MARIANA ISLANDS

# Department of Public Safety

## YEAR 2011

### HIGHWAY SAFETY PROGRAMS

# ANNUAL REPORT

Prepared for

**National Highway Traffic Safety Administration  
REGION IX**

Prepared by

**Commonwealth of the Northern Mariana Islands  
Department of Public Safety  
HIGHWAY SAFETY OFFICE**

**RAMON C. MAFNAS  
COMMISSIONER OF PUBLIC SAFETY  
GOVERNOR'S HIGHWAY SAFETY REPRESENTATIVE**

**GREGORY F. CASTRO  
DIRECTOR  
HIGHWAY SAFETY OFFICE**



**DEPARTMENT OF PUBLIC SAFETY**  
COMMONWEALTH OF THE NORTHERN MARIANA ISLANDS  
Jose M. Sablan Building



Caller Box 10007 Susupe, Saipan, MP 96950  
Telephone: (670) 664-9000 (24 Hours) Facsimile: (670) 664-9019

December 23, 2011

David Manning, Ph.D.  
Regional Administrator  
United States Department of Transportation  
National Highway Traffic Safety Administration  
201 Mission Street, Suite 2230  
San Francisco, CA 94105

Warm Pacific Greetings Dr. David Manning,

The CNMI Department of Public Safety hereby submits the CNMI's Highway Safety Programs Annual Report covering Calendar year 2011.

My staff and I would like to extend our most sincere appreciation to you and your staff for working closely with us to include serving as our technical advisors on all matters related to the Highway Safety programs. In 2011, we achieved numerous goals and objectives and have utilized a significant portion of our financial resources to ensure highest degree of safety while travelling on CNMI roads and highways. We hope that our report meets your approval and find it beneficial to NHTSA's objectives.

On behalf of the Department of Public Safety, I would like to wish you and your staff a safe, pleasant, and most prosperous New Year.

Respectfully,

A handwritten signature in blue ink that reads "Ramon C. Mafnas".

Ramon C. Mafnas  
Commissioner of Public Safety  
Governor's Highway Safety Representative

## Table of Contents

## PAGE

Table of Contents .....	i
Training and Development.....	1
Core Activity Measures.....	5
Core Behavior Measures.....	6
Core Performance Measures.....	7
2011 Enforcement Mobilization & Crackdown.....	9
Respective islands Highway Safety Annual Report:	
Saipan.....	13
Emergency Medical Services Program.....	21
Tinian.....	21
Rota.....	22
DPS – Rota Annual Highway Safety Program Activities.....	32
Financial Section.....	33

## *2011 Training & Development*

---



The following on/off-island meetings, conferences, workshops and training programs were attended utilizing grant funds for Fiscal Year 2011.

### **Planning and Administration (PA):**

On May 4-5, 2011, Commissioner Ramon C. Mafnas, Ms. Margaret DLG. Camacho, Mr. Leo Duenas and Mr. Conrad Castro travelled to San Diego, California and attended the 2011 National Highway Traffic Safety Administration (NHTSA) Region IX Annual Partnership Meeting.

On May 23-24, 2011, Ms. Margaret DLG. Camacho, Mr. Leo Duenas and Mr. Conrad Castro travelled to Honolulu, Hawaii and attended the 2012 Pre-Highway Safety Plan (HSP) Meeting.

On June 14-16, 2011, Mr. Conrad Castro, travelled to Honolulu, Hawaii and attended the Data Analysis Course.

On July 17-20, 2011, Commissioner Ramon C. Mafnas travelled to Honolulu, Hawaii and attended the meeting held by the Honorable Dr. David Strickland, NHTSA Administrator to discuss among other things, NHTSA initiatives, legislations, funding updates and others.

On September 1-2, 2011, Commissioner Ramon C. Mafnas and Mr. George Sablan, Correction/DPS Information Technology Administrator travelled to Guam and met with the Guam's Traffic Records Coordinating Committee (TRCC) to further discuss and witness firsthand a demonstration of the Guam's E-citation and Crash Traffic Information Systems that the CNMI plans to adopt, which would serve as an initial step towards the development of a comprehensive Traffic Records Information System.

### **Occupant Protection/Child Restraint (OP/CR):**

On January 11-15, 2011, Ms. Peggy Howard Child Passenger Safety Instructor's from California, Mr. Chuck Hirata from Hawaii and Ms. Marlene Carbullido from Guam travelled to Saipan and conducted a Child Passenger Safety Technician Certification Training program for personnel from DPS Saipan, Tinian and Rota.

On January 11-15, 2011, Police officers Peter Palacios and Kioni Cruz from DPS Tinian, travelled to Saipan and attended the Child Passenger Safety Technician Certification Training program.

On January 11-15, 2011, Police officers Joseph Q. Camacho, Chloe Hocog and Joel O. Hocog from DPS Rota travelled to Saipan and attended the Child Passenger Safety Technician Certification Training program.

On January 11-15, 2011, Police officers Sgt. Jarrod Manglona and Tito Hocog from DPS Rota travelled to Saipan and assisted the Child Passenger Safety Instructor's during the Child Passenger Safety Technician Certification Training program. Both of the aforementioned officers are working towards their CPS Instructor Certifications.

On March 27-29, 2011, Mr. Conrad Castro (DPS Saipan), Sgt. Jarrod Manglona and POI Tito Hocog (DPS Rota), travelled to Phoenix, Arizona and attended the 2011 Lifesavers Annual Conference.

#### **Police Traffic Services (PTS):**

On March 27-29, 2011, Police officer Peter Palacios from DPS Tinian travelled and attended the 2011 Annual Lifesavers Conference in Phoenix, Arizona.

On June 8-9, 2011, DPS Rota Resident Director Felix Santos and two of his staff, Sgt. Jarrod Manglona and POI Tito Hocog travelled to Saipan and attended the 2012 Pre-Highway Safety Plan meeting held by the Highway Safety Office (HSO).

On June 16, 2011, DPS Tinian Resident Director Ray Pangelinan and two of his staff, Capt. Eloy Fitial and POIII Wally Villagomez travelled to Saipan and attended the 2012 Pre-Highway Safety Plan meeting held by HSO.

On September 12-16, 2011, The Quick Mapping Training program Instructors, Sgt. Robert Santos and Police Officer Alex Blanquisco from Guam Police Department travelled to Saipan and conducted a Quick Mapping Training program for Police Officer's from Saipan, Tinian and Rota.

On September 12-16, 2011, DPS Rota Police officers Tito Hocog and Shaw Taisacan travelled to Saipan and attended the Quick Mapping Training program.

On September 12-16, 2011, Police Officers Peter Palacios and Herbert Borja from Tinian travelled to Saipan and attended the Quick Mapping Training program.

#### **Alcohol and Other Drugs Countermeasures (AL):**

On June 24-27, 2011, the following Police Officer's attended the Impaired Driving Training program in Honolulu, Hawaii: Josef Deleon Guerrero and Raymond Borja from Saipan, Peter Palacios and Kioni Cruz from Tinian, and Jarrod Manglona and Tito Hocog from Rota.

On March 27-29, 2011, FFII Sylvan Laniyo, Child Passenger Safety Technician travelled to Phoenix, Arizona and attended the 2011 Lifesavers Annual Conference.

### Traffic Records (TR):

On July 31-August 3, 2011, the following Traffic Records Coordinating Committee (TRCC) members travelled to Charlotte, North Carolina and attended the International Forum on Traffic Records and Highway Safety Information System:

1. The Honorable Judge David Wiseman, Superior Court
2. Ms. Sonya Dancoe, Technical Division, Department of Public Works
3. Mr. George Sablan, Information Technology Administrator, DPS/DOC
4. Ms. Eileen Wisor, AAG, Attorney's General Office

GPD Instructors conducted a Quick Mapping Training program on Saipan on September 12-16, 2011.



## Summary of the CNMI's

### Commonly Reported Statistics

<b>Year</b>	<b>2004</b>	<b>2005</b>	<b>2006</b>	<b>2007</b>	<b>2008</b>	<b>2009</b>	<b>2010</b>
No. of Vehicle Registered	20,273	20,715	17,910	12,012	14,935	19,254	15,035
Licensed Driver (New & Renewal)	6,697	8,042	7,772	8,586	3,808	4,189	7,896
Crashes	3838	3325	3359	2560	1630	1,868	1211
Injuries	278	265	564	578	52	167	0
Fatalities	9	13	5	4	9	7	4

### DUI Arrests, Fatalities and Crashes

<b>Year</b>	<b>2004</b>	<b>2005</b>	<b>2006</b>	<b>2007</b>	<b>2008</b>	<b>2009</b>	<b>2010</b>
No. DUI Arrests	337	414	396	283	164	247	187
Fatalities	7	6	1	1	5	3	0
DUI Involved Crashes	84	86	96	86	40	76	84

### Seat Belt Survey Percentage Usage Rate

<b>Year</b>	<b>2005</b>	<b>2006</b>	<b>2007</b>	<b>2008</b>	<b>2009</b>	<b>2010</b>	<b>2011</b>
Child Restraint Usage Rate	73%	83%	82%	76%	83%	69.10%	37.48%
Occupant Protection Usage rate	90%	91%	92%	90%	89.9%	80.88%	93.66%

*Core Activity Measures*

---

**A-1 Seat Belt Citation Issued During Grant Funded Mobilization/Enforcement**

	<u>2007</u>	<u>2008</u>	<u>2009</u>	<u>2010</u>	<u>2011</u>
Occupant Protection:	n/a	n/a	n/a	348	158
Child Restraint:	n/a	n/a	n/a	26	17

**A-2 Impaired Driving Grant Funded Crackdown/Enforcement**

	<u>2007</u>	<u>2008</u>	<u>2009</u>	<u>2010</u>	<u>2011</u>
DWI Arrests:	n/a	n/a	n/a	32	47

**A-3 Speeding/Reckless Driving Grant Funded Enforcement**

	<u>2007</u>	<u>2008</u>	<u>2009</u>	<u>2010</u>	<u>2011</u>
Speeding:	n/a	n/a	n/a	33	21
Reckless Driving:	n/a	n/a	n/a	12	23



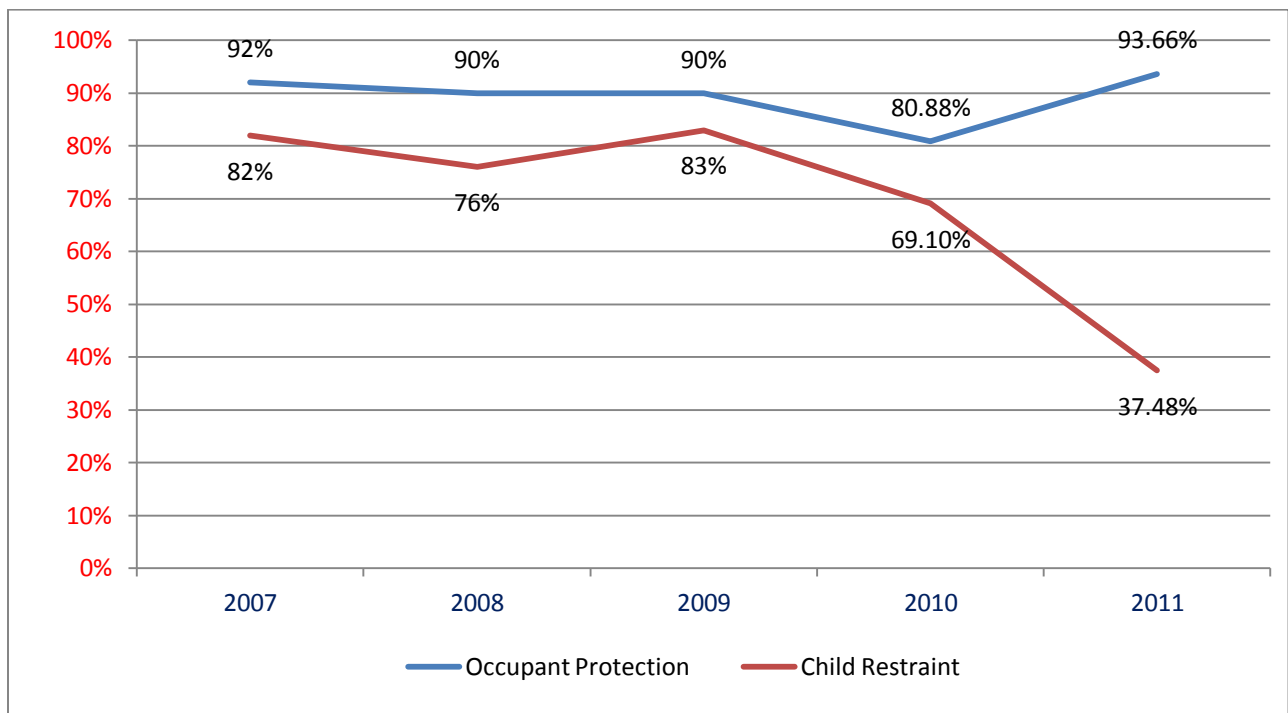
## Core Behavior Measure

---

### B-1 Seat Belt Usage Rate (Observation Survey)

Goal: To increase the CNMI's Seat Belt use of front seat occupants in passenger vehicles by 4.2% from the 2010 calendar base rate of 80.88% to 85% and to increase the child restraint usage rate 26.4% from calendar 2010 base year of 23.60% to 50% by December 2011.

Result: The CNMI's Seat Belt survey that was conducted on May 2011 indicated a 93.66% usage rate and the Child Restraint that was conducted on Oct. 2011 indicated a 37.48% usage rate.



## *Core Performance Measures*

---

### **C-1 Traffic Fatalities:**

Goal: To decrease number of Traffic Fatalities from the 2006-2008 calendar base year average of 18 to 10 by December 31, 2011.

Result: During the calendar year 2009, there were seven (7) traffic fatalities.

### **C-2 Number of Serious Injuries:**

Goal: To decrease Number of Serious Injuries from the 2007 – 2009 calendar base year average of 57 to 25 by December 31, 2011.

Result: During the calendar year 2009, there were seven (7) serious injuries.

### **C-3 Fatalities / Vehicle Mile Travel (VMT):**

Not Available

### **C-4 Number of Unrestraint Occupant Fatalities:**

Goal: To decrease the Number of Unrestraint Occupant Fatalities from all seating positions from the 2009 calendar base year average of 2 to 1 by December 31, 2011.

Result: In 2010, there was one fatality, moped spill.

### **C-5 Number of Alcohol - Impaired Driving Fatalities:**

Goal: To decrease the Number of Impaired Driving Fatalities by 44.4% from the 2007-2009 calendar base year average of 9 to 5 by December 31, 2011.

Result: There were a total of three (3) Alcohol -Impaired Driving Fatalities in 2010.

### **C-6 Number of Speed Related Fatalities:**

Goal: To maintain Speeding Related Fatalities at zero from the 2005-2009 calendar base year average of zero up to December 31, 2011.

Result: During the calendar year 2010, there were 711 speeding violations during Laser Speed Enforcement with zero fatality involving Speed.

### **C-7 Number of Motorcycle Fatalities:**

Goal: To maintain the number of motorcycle fatality at zero from the 2005-2009 calendar base year average of zero up to December 31, 2011.

Result: During the calendar year 2010, there was zero motorcycle fatality.

**C-8 Number of Un-helmeted Motorcycle Fatalities:**

Goal: To maintain the number of un-helmeted Motorcycle Fatalities at zero from the 2005-2009 calendar base year average of zero up to December 31, 2011.

Result: During the calendar year 2010, there was no un-helmeted Motorcyclist Fatality.

**C-9 Number of Drivers age 20 or Younger Involved In Fatal Crash:**

Goal: To maintain the Number of Drivers age 20 or Younger at zero from the 2005-2009 calendar base year average of zero up to December 31, 2011,

Result: During the calendar year 2010, there were no drivers aged 20 or younger involved in fatal crashes.

**C-10 Number of Pedestrian Fatalities:**

Goal: To decrease the Number of Pedestrian Fatalities by 20% from the 2008-2009 calendar base year average of four (4) to three (3) by December 31, 2011.

Result: During the calendar year 2010, there were two (2) pedestrian fatalities.

## 2011 Enforcement Mobilization & Crackdown

### Click It or Ticket National Enforcement Mobilization from May 23 through June 5, 2011

During the 2011 Click It or Ticket National Enforcement Mobilization, the CNMI conducted various enforcement activities, Occupant Protection/Child Restraint (OP/CR) Checkpoints, Selective Traffic Law Enforcement, Public Education Outreach at the elementary schools and participated in the Emergency Medical Services Week from May 15-21, 2011, "EMS Open House" celebration.

Public Medium was used as a major component to provide Public Information and Educational Outreach programs through local newspapers, radio station's (am/fm), electronic signboard and earned media through the local television station.

The National Click It or Ticket Enforcement Mobilization Crackdown on May 23, through June 5, 2011 resulted in the following violations in the categories indicated:

DWI Arrests: (3)

Seat Belt Citation: (45)

Child Restraint: (5)

OP/CR Checkpoint: (6)

Uninsured Motorists: (5)

Speeding: (5)

Reckless Driving: (3)



2011 Click It or Ticket Proclamation Signing, Lt. Governor Eloy Inos together with Commissioner Ramon Mafnas

***Impaired Driving Prevention Campaign, from June 19 through July 4<sup>th</sup>, 2011***

The CNMI's Traffic Enforcement Personnel conducted several DUI Sobriety Checkpoints and High Visibility Enforcement (HVE) activities during the Fourth of July Impaired Driving Prevention Campaign.

The use of Public Medium, newspapers, radio stations (am/fm), electronic signboards and earned media provides the most efficient and effective way to quickly disseminate Highway Safety Programs information.

DUI and Safety Belt Enforcement: Data Survey Activity:

DUI Arrests: (20)

Safety Belt Citation: (57)

Child Safety Citation: (1)

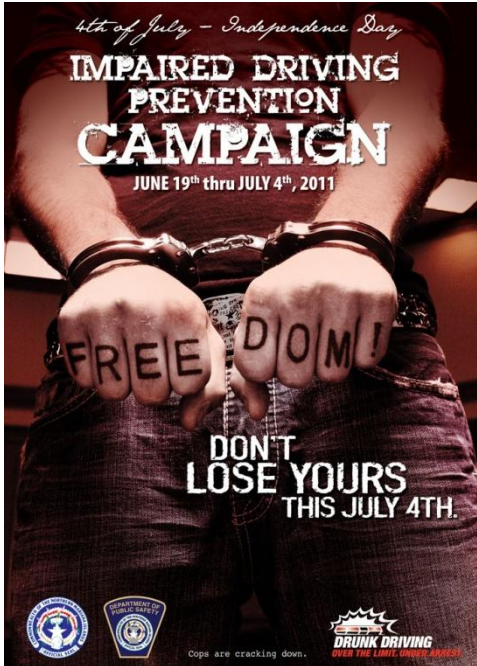
Sobriety Checkpoint: (4)

Uninsured Motorists: (2)

Speeding: (15) / Reckless Driving: (20)




Fourth of July- Liberation Day Parade  
"Impaired Driving Prevention Campaign"  
June 19<sup>th</sup> through July 4<sup>th</sup>, 2011



**National Impaired Driving Crackdown “Labor Day Weekend” from August 19, through September 5, 2011**

**New Tag Line: “Drive Sober or Get Pulled Over”**



During the Impaired Driving Crackdown “Labor Day Weekend”, the CNMI conducted DUI Sobriety Checkpoint and High Visibility Enforcement (HVE) to ensure Impaired Drivers are off the Highways.

Numbers of violations recorded during this Campaign are indicated below:

DWI Arrests: (24)                      Safety Belt Citation: (57)                      Child Safety Citation: (11)  
Speeding: (1)                              Checkpoint: (29)

Other: HSO recognizes one of the Radio Stations continuously informed motorists to “Drive Sober or Get Pulled Over” during its “Cruising Hourly Traffic Report through the proclaimed campaign period.

**National Seat Check Child Passenger Safety Week**

The Honorable Lt. Governor, Eloy Inos proclaimed September 18-24, 2011 as National/CNMI Child Passenger Safety Week; and September 24, 2011 as National/CNMI Seat Check Saturday.

Whereas, the CNMI’s goal is to educate parents and caregivers about best practices when traveling with children, infant through age 12 regarding how to properly install and use Child Safety Seats.

During Child Passengers Safety Week, there will be hundreds of free child safety inspection stations set up across the country, including the CNMI. I encourage all parents and caregivers to take advantage of these services and ensure that your children are getting the very best protection they deserve.

The Honorable Lt. Governor Eloy Inos and the Department of Public Safety Commissioner Ramon Mafnas urged everyone to help reduce injuries by buckling up themselves and their children on Every Trip, Every Time after signing the proclamation.

The Department of Public Safety assigned Certified Child Passenger Safety Technicians to provide free onsite Child Safety Seat inspections at pre-designated times and locations throughout the islands of Saipan, Tinian and Rota throughout the Child Safety Week.

The DPS is committed to working closely with its partners and safety advocates educate parents and caregivers about the proper use of Child Restraining Devices, so that they could make the right choices that will keep their Children alive and safe as well as reduce the number of young lives lost on our roadways.



**2011 Child Passenger Safety Week  
National Seat Check Saturday,  
September 24, 2011**

**Proclamation Signing  
Sept 16, 2011**

*The Honorable Lt. Governor Eloy Inos,  
DPS Commissioner Ramon Mafnas &  
Deputy Commissioner Ambrosio  
Ogumoro with and DPS Personnel*

## ***Island of Saipan...***

Commonwealth of the Northern Marianas Islands (CNMI) consists of fourteen (14) beautiful tropical islands. Saipan being the largest of them is also the capital of the CNMI. Saipan is stretched with approximately 12 miles long and 6 miles wide. Its main source in economy is based on the tourism industry. US Department of Commerce-Census Bureau recorded Saipan's population of forty-eight thousand two hundred twenty-two (48,222) for 2010.

CNMI Department of Public Safety (DPS) consists of Police Division, Fire Division and Bureau of Motor Vehicle. Commissioner of DPS oversees the general functions of DPS, while the Director of Police oversees the functions of the Police Division. Historically, the Police Division was divided into two major sections, Uniformed Services and Criminal Investigations. However, over time the Uniformed Services further divided into stand alone subunits consisting of the Patrol Unit (Village Patrol), Traffic Unit (Highway Patrol), MCSAP Unit (Motor Carrier Enforcement) and Boating Safety Unit (Marine Patrol). This organizational structure was a good idea, but it eventually deteriorated from the original intent in that it cause polarization among the uniformed services. There was not spirit of cooperation much less camaraderie.

Commissioner Mafnas recognized the latter and decided to reorganize or merge the police division and put all uniformed services police officers under one commander with the intent to rebuild the spirit of cooperation and camaraderie.

After the merge, the majority traffic enforcements are done by Highway Patrol Unit while Traffic Investigations Unit oversees the Police Traffic Services and NHTSA programs under the direct supervision of the Officer In-Charge of Traffic Investigations Unit. Traffic Investigations Unit spearheads and coordinates traffic enforcements and activities with the assistance of CNMI Highway Safety Office. Such activities include annual nationwide programs under the NHTSA calendar and Traffic Investigations Unit work hand in hand with Highway Patrol Unit in traffic law enforcement.

### Occupant Protection

The CNMI's seat belt usage rate of (80.88%) for drivers and (36.48%) for child restraint, continues to exceed the national average as a result of the vigilance of the CNMI's Police Department.

The annual campaign of the "Click-It-Or-Ticket", "Buckle-Up CNMI", and the "Four-Step" programs has proved to be an effective tool in strengthening the CNMI's occupant protection program. While seat belt usage is a primary law in the CNMI, effectuating traffic stops to motorists found to be in violation are subjected to penalties and fines. Authorities noted a (19.12%) unrestrained rate on our highways and roadways.

Through our community outreach, the Highway Safety Office (HSO) through its Car Seat Assistance Program (CAP) was able to provide assistance towards the purchase of (189) car seats to different households in the CNMI for the calendar year 2011.

As a result of this program, young children in the CNMI are much safer when traveling on our highways and roadways. In addition, HSO has identified many Fitting Stations on the island of Saipan alone such as Traffic Investigation Office, Fire Stations, and Highway Safety Office.



Presentations were conducted to the community on retrofitting and properly securing car seat occupants most especially first time users of a child restraining device. Trainings were also conducted with various participating vendors to ensure that applicants applying for car seats are given the proper car seat for their children.

To reinforce and spread vital occupant protection information, HSO has developed an information sharing network with local media outlets for both air and print. Visual messaging systems are also set up with private entities to take up the challenge in delivering our prevention campaign messages.

Majority of the occupant protection programs were focused on community outreach. This outreach consists of publication of numerous community banners, handouts, and promotional items.

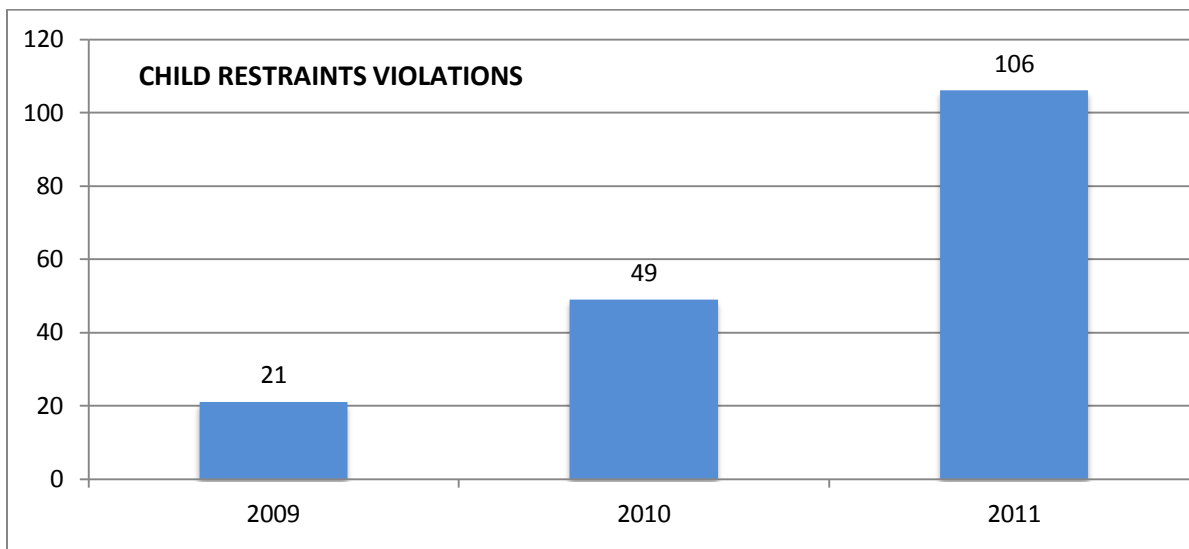
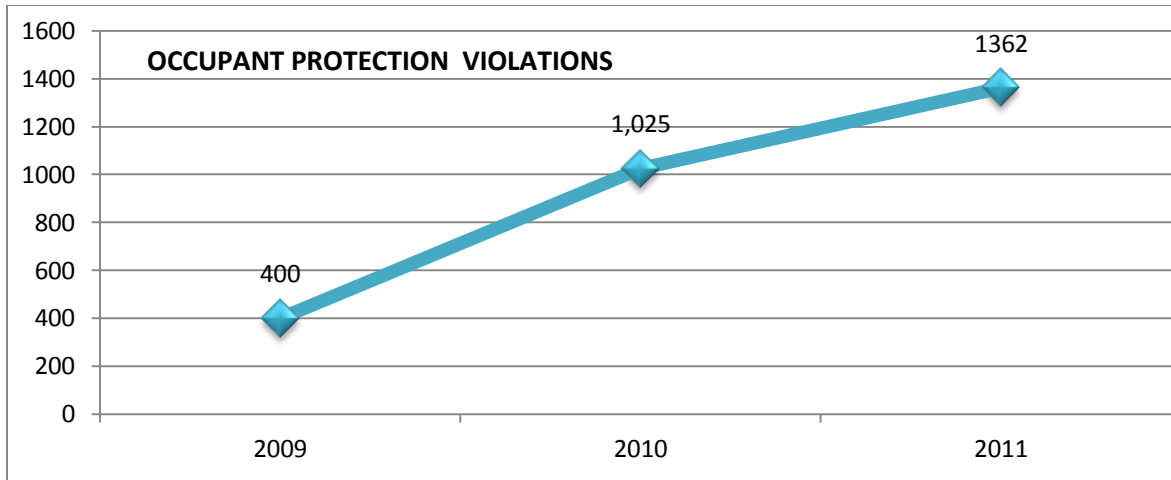
HSO worked with various educational institutions to partake in the promotion of occupant protection through school activities and other functions such as school walk-a-thons, prep-rallies, PTA meetings and so forth.

Through our efforts, authorities were able to achieve and accomplish the following for its occupant protection and child restraint program for calendar year 2011 (January 1 thru October 31, 2011);

1. PTS issued 1,362 safety belt citations and 104 for child restraint violations.
2. PTS did not conduct any child restraint checkpoints in 2011 due to financial restraints.
3. PTS conducted twenty-two (22) OP/CR Presentations at various head starts and elementary schools.
4. Certified additional eight (8) new personnel from Saipan as CPS technicians.

Local authorities from the island of Saipan continue to implement this type of safety measures and dramatically increased the number of enforcements to ensure that occupants of moving vehicles are safe and properly restrained.

Furthermore, Local authorities initiated "Aggressive Driver Interdiction Program (ADIP)" which marked police vehicles are parked along the main highways and roadways during rush hour for high visibility traffic law enforcement and deterrence which increased the number of occupant restraint violation citations from (400) in calendar year 2009 and (1,025) in calendar year 2010 to (1,362) in calendar year 2011 (as of October 31, 2011). And for child restraint violation citations, (21) in calendar year 2009 and (49) in calendar year 2010 to (106) in calendar year 2011 (as of October 31, 2011). The numbers of occupant restraints traffic citations have dramatically increased over the past three (3) years.



Police Traffic Services (PTS)

The goal of the CNMI Police Traffic Services program is to improve efficiencies in the investigations of fatal or near-fatal crashes as well as enforce traffic laws on our highways and roadways by way of professional training and equipment acquisition designed to enhance and accomplish specified PTS tasks.

Funding from the U.S. DOT and National Highway Traffic Safety Administration (NHTSA) has been the main financial sources for local authorities in implementing these vital programs.

With the continued efforts by both local and federal levels in achieving national targets, local authorities have developed initiatives to reinforce program delivery. Checkpoints, saturation patrols, drunk and drugged driving prevention, speed management, traffic crash reduction, and other mobilization efforts were planned and delivered throughout the community.

PTS continues to focus its efforts in speed control with random laser enforcement at strategic and high

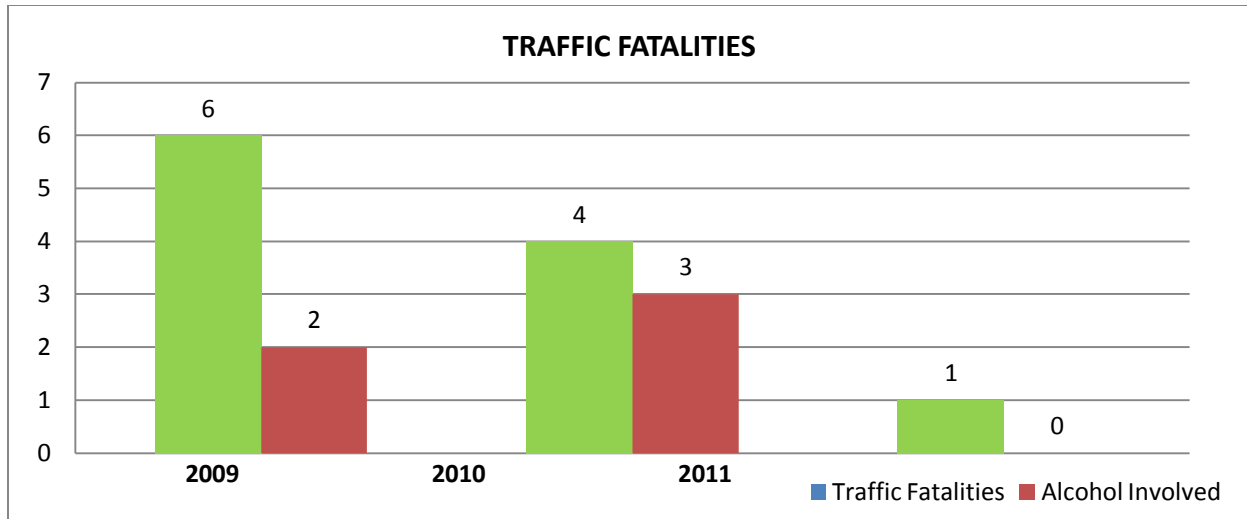
volume locations. Drag or Street racing on highways continues to be monitored by PTS personnel. Through this coordinated program, authorities have staged enforcement personnel at unannounced locations to tag street racers.

In calendar year 2011 (January 1 thru October 31, 2011), PTS authorities issued five hundred forty-one (541) speeding citations which are usually charged with additional violation(s). PTS also conducted numerous Laser Speed Enforcement mobilizations.

While speed is considered to be one of the causation factors of most traffic crashes involving injuries and/or fatal, CNMI Police Department initiated “Aggressive Driver Interdiction Program (ADIP)”, which marked Police vehicles are assigned to specific locations, island wide for high visibility traffic enforcement during rush hours with limited number of speed detecting devices such as LTI 20/20. Due to increased number of traffic enforcement, we have seen dramatic increase in speeding citations from 347 in calendar year 2009 and 713 in calendar year 2010 to 541 in calendar year 2011 (as of October 31, 2011).



Reduction of traffic related fatalities crashes on our highways and roadways continues to be a challenge. However, CNMI Police sees dramatic decrease in traffic fatality incidents over the past three (3) years. The CNMI Police Department recorded one (1) traffic related fatality for calendar year 2011 (as of October 31, 2011), which involves an occupant sitting on the bed of a moving pickup truck and falling onto the roadway. And in calendar year 2009, six (6) traffic related fatalities were recorded in which three (3) of these were auto-pedestrian crashes while three (3) were alcohol-involved.



Saturation patrols, aggressive driver interdiction programs, and Sobriety Checkpoints conducted had stepped up deterrence effort with respect to DUI (Driving Under the Influence) and other aggressive drivers. As noted, these activities are considered as positive enforcement programs by authorities.

The CNMI Police Department's Traffic Investigations Unit worked hand in hand with US Department of Homeland Security's Immigration and Customs Enforcement personnel in investigation of fraudulently produced CNMI Driver's licenses. The investigations into non-English speaking motorists during traffic stops, traffic crash incidents, and sobriety checkpoints lead to discovering motorists were able to obtain CNMI Driver's licenses by bribing Bureau of Motor Vehicle employee. Through this investigation and on-going investigations, the CNMI's highways/roadways became safer as motorist who may know how to maneuver a motor vehicle but do not know the rules of the road were removed.

The CNMI Police Department's Traffic Investigations Unit had and continues to train and certify fifty-five (55) Commonwealth Utilities Corporation (CNMI Autonomous Agency) employees with Defensive Driving Course which enabled the employees to become more competent drivers on the highways and roadways whether on or off duty.

This collaborative effort also involves working with other government agencies and safety advocates to solidify program exposure and achieving highway safety goals.

Through our efforts and with limited available resources, authorities were able to achieve and accomplish the following for its PTS program for the year 2011;

1. Decrease the number of Traffic related fatalities from six (6) in 2009 to four (4) in 2010 to one (1) in 2011.
2. Investigate and successfully prosecute six (6) individuals including Bureau of Motor Vehicle-Driver's License Examination supervisor involved in fraudulent produced CNMI driver's licenses.
3. Investigate and confiscate seventeen (17) fraudulently produced CNMI driver's licenses.

4. Provided seventy-two (72) traffic escorts and directed seventeen (17) events requiring directing traffic on the main highways or roadways.

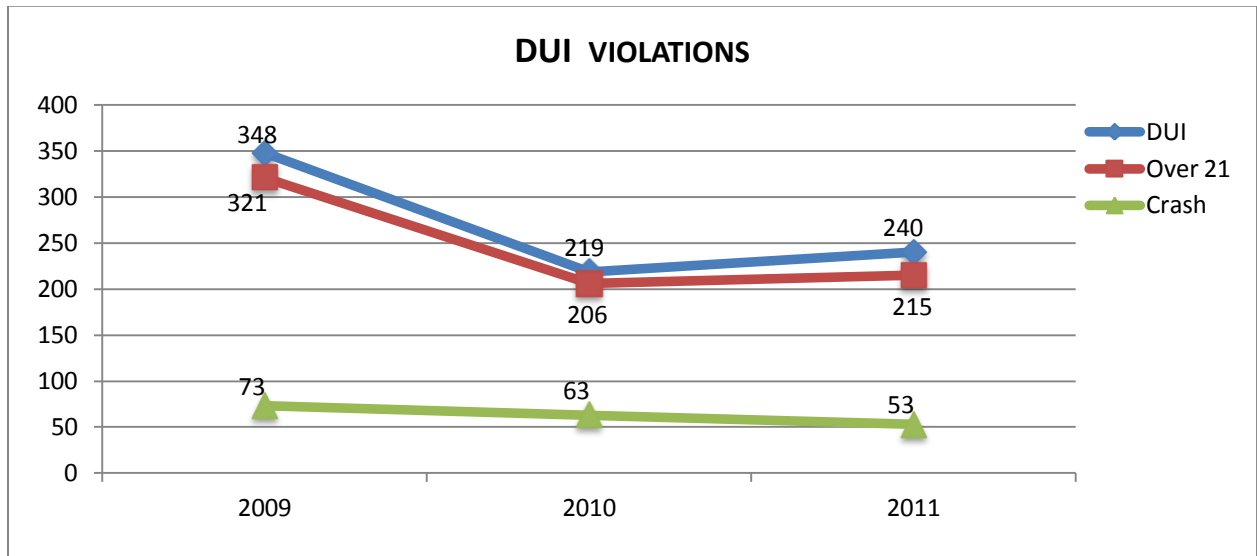
Alcohol Countermeasure

The CNMI continues to see an impaired driving problem on its highways and roadways. Police departments throughout the CNMI continue to implement aggressive impaired driving campaigns to deter operators to go behind the wheel when they are impaired. It is, however, noticeable a challenge to instill the mentality among these individuals of the consequences when driving impaired. This problematic area is considered a behavioral factor among violators.

To positively influence these behavior patterns, authorities have developed an extensive anti-impaired driving mobilization. These mobilizations are often implemented at high peak periods as well as holidays. Departments are tasked to develop their campaign for both day and night, weekdays and weekends. These mobilizations may include any of the following; highway interdictions, saturation patrols, sobriety checkpoints, and selective traffic law enforcement programs.

PTS conducted twenty-four (24) sobriety checkpoints and made (240) DUI arrests on the island of Saipan alone during the checkpoints and regular DUI enforcement for calendar year 2011 (as of October 31, 2011). Out of the (240) DUI Arrests, (64) DUI Arrests were disregarded as their BAC level were below the .08% legal limit while (176) were found to have over the .08% legal limits.

Out of (240) DUI arrests, (25) were recorded as individuals below the legal age of 21, having BAC level of .01% or more. Fifty-three (53) motorists were charged for DUI after vehicle crash incidents.



However, authorities noted steady decrease in recorded alcohol related traffic crashes in the past three years:

2009 - (2,003) Total Traffic/Non-Traffic Crashes and (73) involving alcohol.

2010 - (2,588) Total Traffic/Non-Traffic Crashes and (63) involving alcohol.

2011 - (1,929) Total Traffic/Non-Traffic Crashes and (53) involving alcohol.

In addition to local efforts, authorities also participated in the national mobilization efforts by mirroring mobilization targets and events. One of the biggest events recognized by local authorities is the "Drunk, Drugged Driving (3D)" Prevention Month in the CNMI.

This year, HSO together with CNMI Police Department has formed the 2011 "3D" committee and is currently preparing for upcoming "3D" event's proclamation signing and kickoff following NHTSA calendar.

This event brings together all safety advocates from various government, private, and non-profit agencies to heed the "Call" of drunk-free driving and promote a safe and sober driving on our roadways. Agencies which support this annual mobilization are the Safe & Sober Foundation, the Baby Pedro Foundation, Community Guidance Center, and etc. The Baby Pedro Foundation was established when a baby named Pedro was killed in a car crash that involved alcohol.

These foundations and agencies have been assisting our organization develop and coordinate impaired-driver events and deterrence. Some examples of these mobilizations also include school presentations and static displays at various outlets throughout the islands.

Along with various agencies, the "3D" Designated Driver (DD) Program is in the upcoming event's calendar. This program will consist of men and women who providing transportation services throughout the campaign voluntarily and without fees. And inclusive of various rent a car companies on island for donating vehicles and communication companies for donating communication equipment and services for this specific program during these hard economic times.

Under the "3D" program, Sobriety Checkpoints and Saturation patrols will be conducted as part of enforcement plan to step up deterrence effort with respect to DUI (Driving Under the Influence) and other aggressive drivers. As noted, this activity is considered as one positive enforcement program by authorities.

This collaborative effort also involves working with other government agencies and safety advocates to solidify program exposure and achieving highway safety goals.

Although the calendar year 2011 hasn't ended and more deterrence and enforcement programs are to come during upcoming holiday season, authorities were able to achieve and accomplish the following for its alcohol countermeasure program for the year 2011;

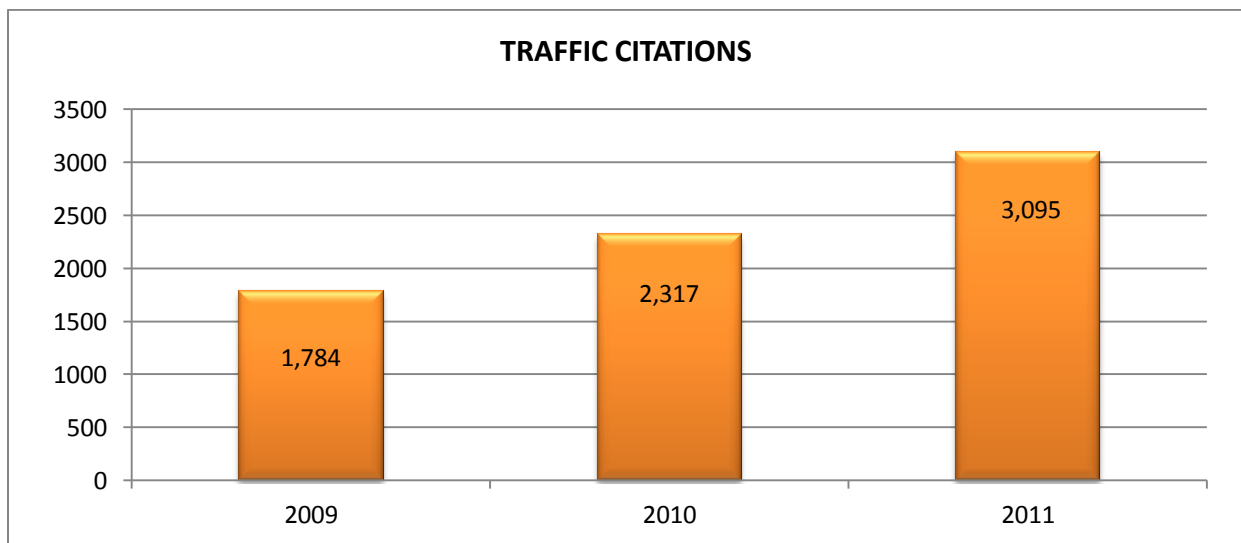
1. Conducted twenty-four (24) sobriety checkpoints during the 2011 National Impaired Driving Crackdown's "Labor Day Weekend", "Fourth of July Impaired Driving", "Drive Sober or Get Pulled Over", "Buzzed Driving or Drunk Driving", and so forth.
2. Detected and processed (240) impaired drivers on the highways and roadways.

### Conclusion

Above mentioned statistics were based on recorded traffic citations and crash reports that were forwarded. There were many more traffic violator stops but verbal warnings were given to the motorists by certain officers which were not counted on this statistics. There are also (37) recorded auto related

hit and run crashes which after a follow up investigation were found to be under the influence of alcohol but were not prosecuted due to lack of evidence and not counted in DUI statistics. Furthermore, the actual numbers of traffic crashes are not accurate as vehicles involving minor crashes did not report the incidents or the parties involved settled the matter and refused to make their case active.

Based on our traffic citation records collected, Police Traffic Services issued total of (3,095) traffic citations to motorist from January 1, 2011 to October 31, 2011 compared to (2,317) in year 2010, and (1,784) in year 2009. These statistics shows that the motorists in the island of Saipan continues to violate traffic laws and the statistics are increasing dramatically as the motorists are taking advantage of financially restrained local government for lacking marked police vehicles for high visibility deterrence and law enforcement on the highways/roadways.



CNMI Police Department is currently experiencing lack of traffic enforcement and educational resources, such as Checkpoint trailer, Speed Detecting devices, Police vehicles, overtime expenses and so forth. Since late 2010, NHTSA funded Sobriety Checkpoint trailer has been inoperable and have been relying on the Fire Department's Homeland Security Funded trailer and command vehicle. Without the Fire Department's trailer or command vehicle, conducting Checkpoint will be impossible. As for speed detecting devices, Saipan has (3) LTI 20/20 in service. The CMI needs more as there are at least 12 police officers on duty per shift. Therefore, CNMI DPS is currently in desperate need of vehicles, checkpoint trailer, speed detecting instruments and manpower expenses.

To continue to accomplish our highway safety missions and keep our highways safe, Commonwealth State Police-Highway Patrol Unit and Traffic Investigations Unit needs the assistance of US Department of Transportation and NHTSA to give full support and provide funding assistance as financially restrained local authorities primarily relies on it.

*Emergency Medical Services Program*

---

**2010 January-December:**

**Emergency Medical Services Summary of activities response to Motor Vehicle Crash (MVC)**

OTHER STATISTICS	#								
Motor Vehicle Crash (MVC)	173	Fatal:		Critical:		Minor:		Non-Injury:	
Patient Transported from MVC	72	Fatal:		Critical:	3	Minor:	52	Non-Injury:	17
Ambulance Response - MVC	83								
Rescue Response - MVC	61								
Suppression Response - MVC	37								
Medic Response - Rescue Assist	409								

***Island of Tinian Report...***

The goal of Tinian Traffic Section for the calendar year 2011 is to continue to keep our roads safe for all motorists and to boost up enforcement in line with following National Highway Safety Program Campaigns:

- Click It or Ticket National Enforcement Mobilization (May 23-June 5, 2011).
- National Impaired Driving Crackdown (“Labor Day Weekend”).
- “Driver Sober or Get Pulled Over”- new Tag-Line (August 19- September 5, 2011).
- Child Passenger Safety Week (September 18 - September 24, 2011).
- National Seat Check Saturday (September 24, 2011).

*Click IT or Ticket*

Click It or Ticket National Enforcement Mobilization (May 23-June 5, 2011)

Enforcement Mobilization was not conducted due to the Officer in Charge for Traffic was off-island for a month and the other two Traffic officers were also off-island for training.

No Citations were given.



### National Enforcement Crackdown

National Impaired Driving Crackdown (Labor Day Weekend).

Traffic section conducted STLE Enforcement and Sobriety Checkpoints.

There were a total of 48 citations issued.

### Child Passenger Safety Week

Child Passenger Safety Week (September 18-September 24, 2011) and National Seat Check Saturday (September 24, 2011)

Three (03) Car Seat Technicians conducted CPS presentations at the Elementary and High Schools for students including parents and caretakers.

On September 24, 2011, the designated National Seat Check Saturday CPS Technicians conducted free onsite courtesy Car Seat Inspections at the Bank of Guam parking lot.

### Training

January 2011, POI Kioni Cruz and POI Peter Palacios attended the CPS training. They are now Certified Car Seat Technicians.

March 2011, POI Peter Palacios attended the Transporting Children with Special needs that was held in Arizona. POI Peter Palacios also attended the Lifesavers Conference.

On May 2011, POI Kioni Cruz and POI Peter Palacios attended the Impaired Driving Conference in Hawaii.

### Citations Issued

From January 2011 through October 2011, there were a total of 48 citations and one DUI arrest.

### Other Traffic Activities

Funeral Escorts, presentations at Head Start and Back to School Fair

## ***Island of Rota Report...***

The following is the Annual Report for 2011. This report consists of data collected from enforcement and education programs that the Traffic Section has conducted throughout the year. All data incorporated into this report were compiled from monthly statistical reports and mobilization and activity after action reports that were submitted to the Highway Safety Office. Also included in this report are programs and activities the Traffic Section has conducted during the different awareness campaigns throughout 2011. Our accomplishments and setbacks are also noted in this report.

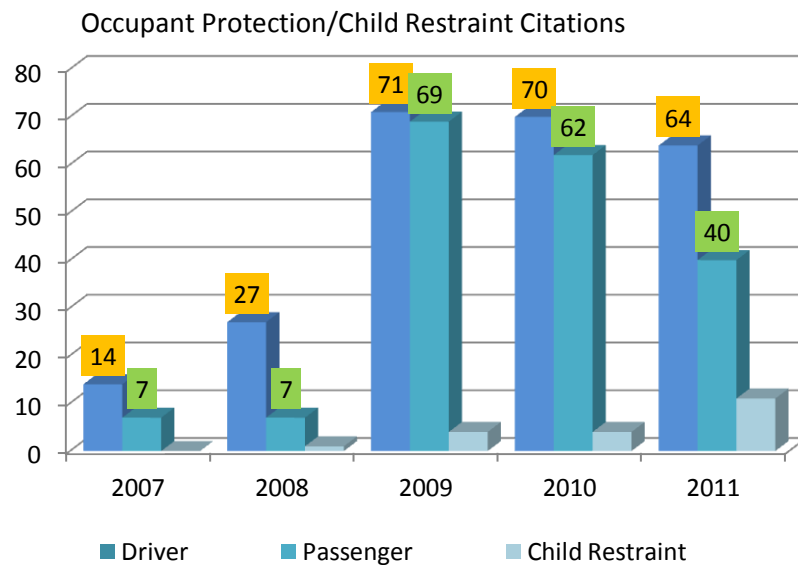
Proclamation:

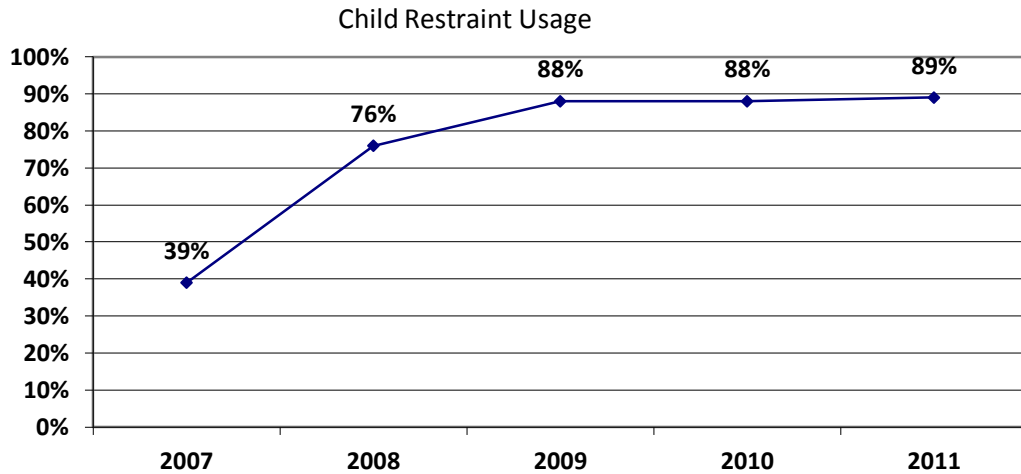
Since the inception of the new municipal administration we have been unable to conduct proclamation signing ceremonies for the numerous programs we have. I have tried in vain to explain the importance of having a municipal proclamation signed by the Mayor of Rota. However, the mayor feels that duplicating a proclamation that has already been signed by the Governor is repetitive and unnecessary. The mayor's position is that he would rather have the proclamation read and he would acknowledge the importance of it but would not sign the document. Hence, we were unable to have any proclamations signed.

Occupant Protection/Child Restraint

The Occupant Protection/Child Restraint program is very strong within the community of Rota. The Traffic Section has worked hard to ensure that motorists and their occupants are properly secured in safety belts when traveling on the roadways. We have been able to raise the seatbelt usage rate on the island each year. Since the inception of new command of the Traffic Section in 2007 the child restraint usage rate on the island was at 39%. The new command and staff worked tirelessly to educate and enforce the community. We have seen a rise each year in the child restraint usage rate. In 2008 we reached 76% usage; in 2009 we were at an all-time high of 88% usage of child restraints. In 2010 we were able to maintain that percentage at 88% and our 2011 survey indicated that we were currently at 89% usage of child restraints.

The success of the program is attributed to the officers' tireless efforts in regards to enforcement and education. A greater public awareness of the importance of safety belts and child restraints greatly increased the usage rate. The following chart shows the enforcement program's success.





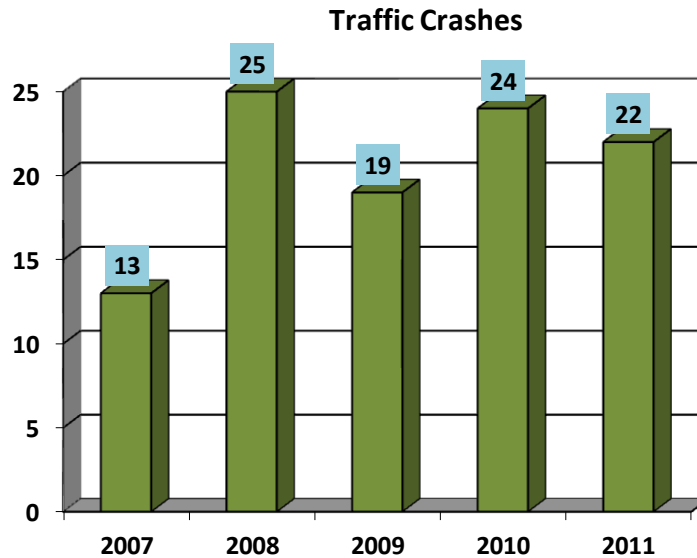
As the charts illustrate the greater emphasis paid to enforcement and education, the higher the increase in the usage rate. By maintaining a high level of enforcement from 2009-2011 we see the child restraint usage rate maintaining its position. The level of attention paid to campaigns like the “Click It or Ticket” mobilization and the Child Passenger Safety week has attributed to the increase in public awareness and education.

#### Traffic Crashes/Fatalities

Traffic crashes continue to occur despite the island’s small size. However, it should be noted that most of the traffic crashes that occur on the island are single-car crashes. Our statistics and surveys show that most of the traffic crashes generally occur in problem areas. The problem areas are due to roadway design and engineering. Numerous surveys have been conducted throughout the years to address these locations but they have fallen on deaf ears due to financial constraints on the Department of Public Works.

In 2011 the Traffic Section has responded to twenty-two (22) traffic crashes so far. One of those crashes was unfortunately fatal. Of the 22 total crashes, 16 of them were single-car collisions with objects. The remaining six crashes were auto-auto crashes which occurred in rural locations due to driver error. However, we have been maintaining the average number of crashes which occur per year on the island.

As stated earlier, we have suffered our first traffic fatality in eight years. This lone fatality occurred along a rural roadway with impaired young adults. Speed and alcohol were determined to be main factors in this fatal crash. However, the occurrence of this fatal crash has united the community even stronger in fighting impaired driving. The community has come together and the outcry to fight impaired driving is at an all-time high. The community has expressed its willingness to participate in traffic activities and offered its assistance in enforcement efforts.



### Impaired Driving

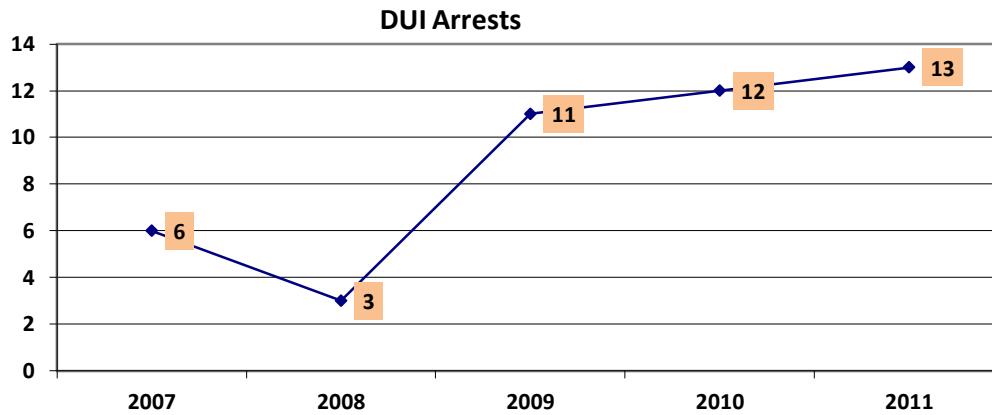
Impaired driving continues to be a major problem on the island of Rota. Much of our focus the past few years have been spent on occupant protection and child restraint issues. We have shifted our focus to those two areas because the usage rate was very low when we first assumed command of the section. We were also hindered in our impaired driving enforcement because we were only equipped with one vehicle. However, we still paid due focus to impaired driving issues on the island despite the lack of vehicles and equipment.

Since taking command of the Traffic Section in 2007 we have been able to certify 80 percent of the department's manpower as breathalyzer operators. We have also conducted numerous in-service training with the existing staff so that they can be properly trained and up-to-date with current impaired driving enforcement techniques and procedures.

Based on statistics and reporting we have seen an increase in impaired driving arrests the past five years. Despite the actual low numbers, these are high for the relative population and behavioral aspects of the island. We have also boosted our impaired driving educational and public awareness campaign through the Drunk & Drugged Driving (3D) Prevention. This campaign is well-known throughout the island and is recognized by the island's leaders as a vital and important campaign.

The recent traffic fatality, which was alcohol related, put a "black eye" on our program. However, the public outcry emerging from the incident brings impaired driving issues to the forefront of the island's concerns. The community has urged the department and the island's leaders to address the problems of impaired driving on the island and to conduct activities towards education, awareness and prevention. This outcry has led to numerous new collaborations being formed with the department with different stakeholders throughout the island. These stakeholders have expressed their willingness to assist the Traffic Section with its education, awareness, prevention and enforcement activities. The

stakeholders include agencies such as the Division of Youth Services, the Rota Municipal Council, the Mayor's Office of Rota, the Family Violence Task Force, and private entities such as the Women in Action Association, the Filipino Community of Rota, and the Bangladeshi Community.



As illustrated above we have started with 6 DUI arrests in 2007. With limited resources and manpower our enforcement took a steep drop in 2008. With increased support from management and the Highway Safety Office we were able to start increasing our enforcement efforts, nearly tripling the 2008 total within a year. With continued focus being paid to impaired driving we have steadily increased our enforcement efforts each year since. With two months remaining in the year we have already surpassed our 2010 total. With continued attention to enforcement we will see our total arrest numbers rise to highs not seen since the late 1990's.

#### Checkpoints (Sobriety & OP/CR)

Checkpoints continue to serve as an effective tool for detection and detection of certain violations. Our goal during the 2011 Highway Safety Plan was to conduct a minimum of three safety belt checkpoints per quarter and a minimum of three sobriety checkpoints per quarter by the end of 2014. We are currently in compliance with these goals as we have surpassed our expectations by conducting more checkpoints that we initially planned for. The increase in the number of checkpoints we have conducted has resulted in more DUI arrests in problem locations as well as the reduction of alcohol-related traffic crashes. As of November we have conducted a total of 14 Occupant Protection/Child Restraint checkpoints, two more than our goal of 12; and a total of 25 sobriety checkpoints, more than double the number that we had initially intended to conduct.

The checkpoints we have conducted have resulted in the community being forced to stay off the roads as they were effectively deterred from driving on the highways. This is evident by the number of vehicles that we have screened in certain locations. We have encountered checkpoints where no vehicles were on the highways. A group of local students conducted surveys regarding the effectiveness of checkpoints on the island. They reported that most residents would rather stay at home during the hours of checkpoint operations because they fear that they would get caught with a violation. This

survey result confirmed our initial suspicions that motorists were avoiding the checkpoints by staying at home rather than taking chances on the roads.

With the recent fatality certain groups of civilians have volunteered their time and services to assist officers during sobriety and occupant protection checkpoints. The community feels that if they all put in their part to assist the department they could help save lives. A number of people have also expressed their willingness to serve as designated drivers and are calling for a designated driver program to be started on the island year round.

#### Highway Criminal Interdiction (HiCI) or High Visibility Enforcement (HVE)

Highway Criminal Interdiction (HiCI) or High Visibility Enforcement (HVE) are considered some of the most effective enforcement maneuvers on the island. Having a large group of officers conduct enforcement at the same time greatly increases our abilities as a department to effectively enforce traffic laws. The motorists get shocked at the amount of officers and vehicles out on enforcement that they tend to return home and park their vehicles. This effectively deters the public from driving impaired.

During these activities teams are sent to conduct island-wide enforcement on all traffic laws. At certain times there are multiple speed monitoring sites that greatly affects the movement on the main highway. During the operation we also conduct saturation patrols and intersection monitoring. Saturation patrols usually result in a greater deterrence factor.

During 2011 we have conducted a total of eighteen (18) HiCI's or HVE's. These activities range in time, although most of them occurred during night hours. Most of the citations issued throughout the year are through these types of enforcement activities. We are blessed with a group of dedicated, hard-working officers. However, we are cursed with limited vehicles, fuel, and funds to conduct more enforcement activities. With an increased number of vehicles, fuel and funds we will be able to conduct more activities and be more effective. We have gone to the extent of conducting foot patrol enforcement, going back to the days where officers had to chase vehicles on foot and blow their whistles because we are hindered with a budget crisis.

#### Click It or Ticket (May 23 – June 5, 2011)

During the Click It or Ticket (CIOT) mobilization for 2011 we conducted numerous public education and awareness activities. We also conducted a majority of our occupant protection/child restraint checkpoints during this mobilization. This was the first mobilization to utilize our social media webpage to air its programs and messages.

The 2011 CIOT committee decided to focus their efforts on public awareness and education, most especially among the youth of the island. We conducted activities such as basketball and volleyball tournaments wherein the participants signed a pledge to always utilize their seatbelts when traveling in a motor vehicle. This led to the rise in the number of properly secured occupants on the island. We started the program with a survey conducted by the Traffic Section. That initial survey indicated a usage

rate of 72%. After the conclusion of the program another survey was conducted. The latter survey indicated a usage rate of 84%.

The committee also focused on the media campaign to spread awareness among the community. Since we usually had to rely on media campaigns from Saipan which rarely reached the island of Rota, we decided to produce our own public service announcements. We used the government controlled television channel to air our media as well as the social media website facebook.com. The Luta Traffic Section webpage on facebook.com garnered much support from the online community. The public service announcements were sent to fans of the webpage so that they could easily view them. The fans in turn sent them to their friends which led to the videos nearly going viral.

The committee also initiated the first ever Traffic Section junior academy. With support from the Crime Prevention Unit we started a junior police academy focused on traffic concerns. The program started during the first week of CIOT and extended into August. The participants of the program underwent courses held at the department where they learned about traffic safety issues. They underwent several courses including a full 32 hour course on occupant protection and child restraint based on the Child Passenger Safety technician manual. We are currently looking into conducting this program again next year.

#### *Fourth of July Impaired Driving (Jun19 – July 4, 2011)*

Unfortunately, due to a re-shuffle of the manpower and internal matters that needed to be dealt with by management there was no activity conducted during this mobilization. However, the Traffic Section was still in the midst of conducting the on-going Traffic Section Junior Academy.

#### *Back to school (September 2011)*

The Traffic Section conducted numerous enforcement activities during the initial week of school opening. There were numerous HiCI and HVE operations held during the early morning hours to monitor bus stop areas throughout the island. Also, several teams of officers were assigned to ride along inside the school buses and assist bus drivers at bus stops. The teams also spoke with the bus riders and educated them as to pedestrian and school bus safety.

#### *National Impaired Driving Crackdown (August 19 – September 4, 2011)*

During the crackdown the Traffic Section conducted several sobriety checkpoints and HVE operations. A vast majority of the sobriety checkpoints that were conducted during the year occurred during this crackdown. The recent graduates of the Traffic Section Junior Academy assisted during the checkpoints. It should also be noted that the Customs Division K-9 unit was utilized during the checkpoints. There were several controlled substance arrests made during the checkpoints as well as DUI arrests.

#### *Child Passenger Safety Week (September 18-24, 2011)*

During the Child Passenger Safety Week the Traffic Section conducted several educational and public awareness programs. The Traffic Section also held several checkpoints and HiCI operations to enforce

seatbelt and child restraint laws. The Traffic Section capped off the program with holding a Child Restraint Check-up Event on National Seat Check Saturday (September 24, 2011). This year resulted in the largest number of participants during a seat check in any year it has been held on the island. This is due to the efforts put forth by the committee in advertising the event through local media outlets as well as the social media website.

### Halloween

During the Halloween weekend the Traffic Section conducted two HVE operations prior to Halloween and three sobriety checkpoints on Halloween eve. The deterrence factors of the checkpoints led to no DUI arrests being made and ensured a safe roadway for pedestrians to conduct trick-or-treat activities. The Traffic Section also put a spin on the usual checkpoints. Motorists and pedestrians who passed through the checkpoints were treated with promotional items and sweets which were donated by the Women-in-Action Association. This resulted in a huge number of vehicles coming through the checkpoints. This outside the box method greatly enhanced the community oriented policing strategy of the section.

### Thanksgiving Holiday Season (November 14-17, 2011)

The Traffic Section had formed a 3D Committee (Drunk & Drugged Driving Prevention) to plan activities and enforcement operations during the Thanksgiving Holiday season as well as the rest of the holiday season in December. The committee had planned several HiCI operations that began on November 12, 2011, the day after Veteran's Day Holiday. There are a large number of visitors that come to the island annually during this weekend due to the Rota Blue Triathlon. The Traffic Section has found that these visitors and locals tend to engage in alcohol abuse and usually end up on the highways. In order to combat that trend, the Traffic Section has scheduled a HiCI operation that took place on November 12, 2011. Several other HiCI, Sobriety & OP/CR checkpoints have been scheduled for this mobilization. The committee has found that these two operations greatly affect the driving community.

Also during this mobilization we have begun a volleyball league as part of the 3D Sports Tournament. The volleyball league consists of three divisions which range from youth, teen, and adult. Participants of this league sign pledges that they will not engage in impaired driving and will assist the department in spreading its "Drive Sober or Get Pulled Over" campaign. This tournament is in collaboration with the Division of Youth Services, the Rota Municipal Council, and the Mayor's Office of Rota.

The committee has also scheduled a Candlelight Vigil ceremony that took place on November 25, 2011 (the day after Thanksgiving). The Candlelight Vigil ceremony will honor the traffic fatality victims of Rota. The ceremony took place at Fina' Tano (Small Island) and was held during the early evening hours just before sunset. The committee had set up a floating bon fire. There were torches surrounding the roadway to Fina' Tano as well as the small sandbar where the ceremony took place. Island leaders were to light the symbolic torches on the sandbar while the victims' families were to light up the floating bamboo candles that they had set onto the lagoon. Floating candles (eg. mini hot air balloon) that represented each victim, was set into the air to float into the sunset. We had scheduled DUI crash



victims to talk to the audience during this event as well. The 3D Candlelight Vigil ceremonies had become the standard bearer of vigils on the island and many people look forward to it every year.

*Holiday Season (November 27 - December 11, 2011)*

The 3D committee had scheduled several events to commence during this mobilization. First off will be the 3D/Women in Action "Take it to the Streets" dance competition. Several surveys conducted by students have revealed that the reason teenagers engage in alcohol abuse and therefore impaired driving is that there are no activities for them to engage in on the island. Several adults also revealed the same sentiment when they were surveyed. The "Take it to the Streets" competition had commenced on November 26, 2011. It is an elimination style tournament that will enable dance groups of different ages to compete. The competition was held on a weekly basis where the location was changed each week. The Traffic Section had to shut down a certain portion of the roadway in high volume locations to bring the activity to the masses. The event was judged by four judges and was combined with fan voting through the Traffic Section's social media webpage. This modern method had generated a large amount of traffic on the webpage hence allowing users to engage in the other aspects of the webpage. The competition concluded on December 17, 2011.

The Women in Action Association had graciously agreed to co-sponsor the event and has provided the prizes. The Division of Youth Services also sponsored trophies for this event.

The 3D Sports Tournament will then commence its basketball league as the volleyball league concludes. All aspects are similar to the volleyball league wherein the participants sign pledges to abstain from alcohol abuse and impaired driving. The venue for the league will be at the newly renovated Rota Recreational Center. It should be noted that since the creation of the 3D Sports Tournament it has resulted in the island leaders expanding the recreational facilities of the island. The Rota Municipal Council has handed over a pavilion to the Traffic Section because of the success of the 3D Sports Tournament. The tournament began with humble roots at the poorly maintained District 4 basketball court. Each year since, the basketball court was slowly renovated resulting in the developed Songsong Sports Facility. Now the tournament has forced island leaders to quickly renovate the Rota Recreational Center so that the tournament may be held there. It should also be noted that the number of participants continue to rise each year since the tournament had begun in which this led to fewer number of impaired drivers on the highway.

The committee had also scheduled several HVE operations to coincide with the public awareness campaigns that had been on-going. A healthy balance between education/awareness and enforcement should result in a lower number of traffic crashes and fewer impaired drivers on the highways.

*December Holiday Season (November 27 – January 2, 2011)*

The committee had scheduled a school takeover day at the junior/senior high school during this mobilization. This takeover day will consist of the Traffic Section conducting several educational presentations and holding an open forum. The audience will not only be students but also parents and

the community. After the educational portion there will be activities held that include an impaired driving themed scavenger hunt and obstacle course.

Several HVE operations and sobriety checkpoints had been planned for this mobilization. We have seen that these enforcement strategies had been effective in the past at detecting and deterring impaired drivers. We will continue to stick to what works. HVE and checkpoints has also been scheduled for Christmas and New Year's Eve. We aim at keeping impaired drivers at bay during these holidays.

The community has been urging the department to start a designated driver program during the holidays. We have begun to meet with several rental car establishments at making this a reality. We currently have the volunteers for the designated driver program but are still working at finding the vehicles and fuel allocations to make this happen.

The 3D Sports Tournament and dance competition will conclude during this mobilization. If all goes according to plan, we should be able to decrease the number of traffic crashes and hopefully not have any fatal crashes during this mobilization.

*Department of Public Safety, Rota Annual Highway Safety Program Activities:*

---



Above, Mayor of Rota Melchor Mendiola reading the Click It or Ticket Mobilization Proclamation, other DPS Official's with former Mayor Joseph Inos during December 3D Month kick-off last year.



Above, Is the Child Passenger Safety Technician certification, OP/CR Checkpoint, Laser Speed Enforcement and December 3D Basketball Tournament.

**Section 402 Funding: Highway Safety Programs Funding**

- Total 402 Approved
- Total 402 Expenditure
- 402 Carry-Over to FY2012

**Section 405(a): Occupant Protection Incentive Grants**

**Section 406: Safety Belt Performance Grants**

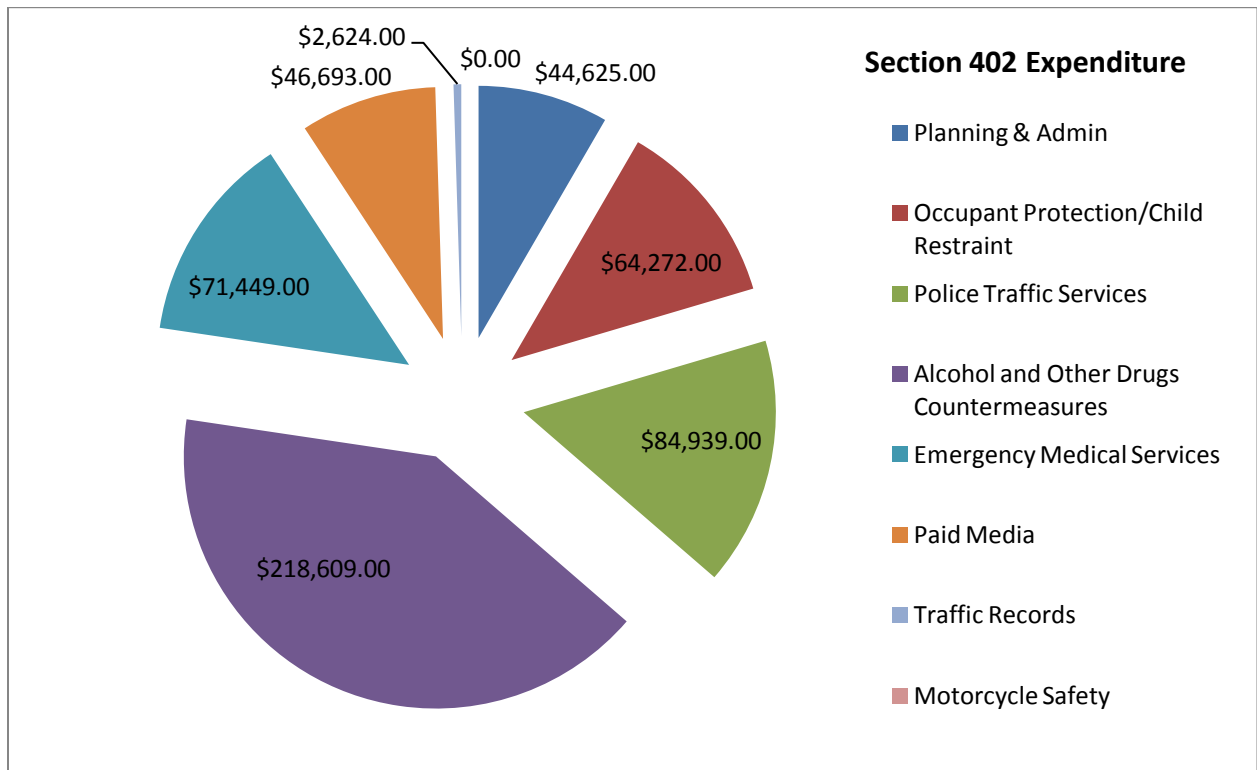
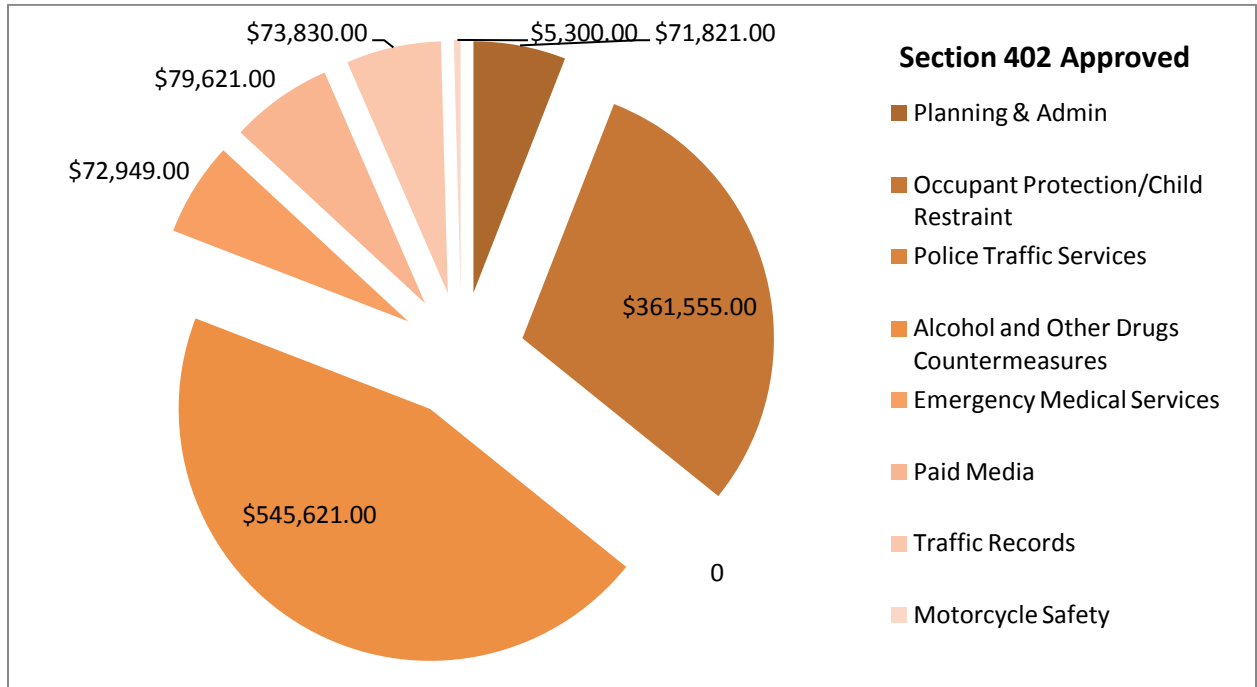
**Section 408: Highway Data Improvement Grants**

As of September 30, 2011 Report

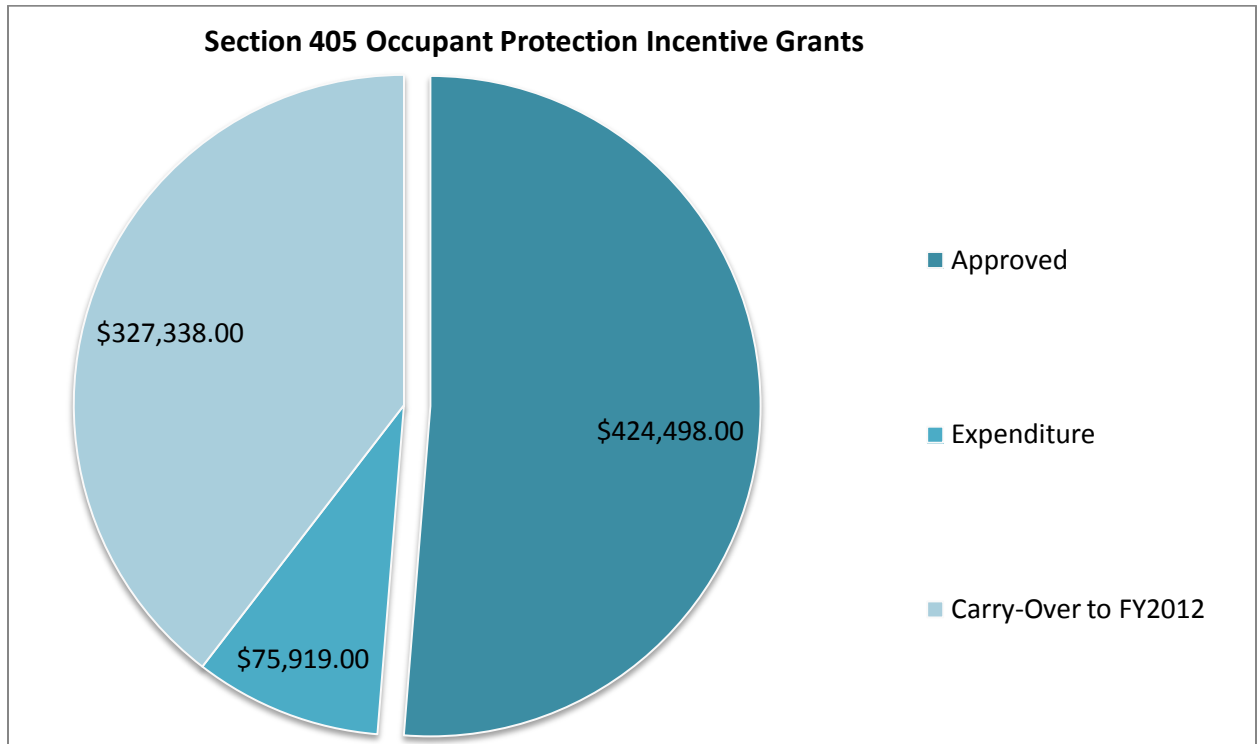
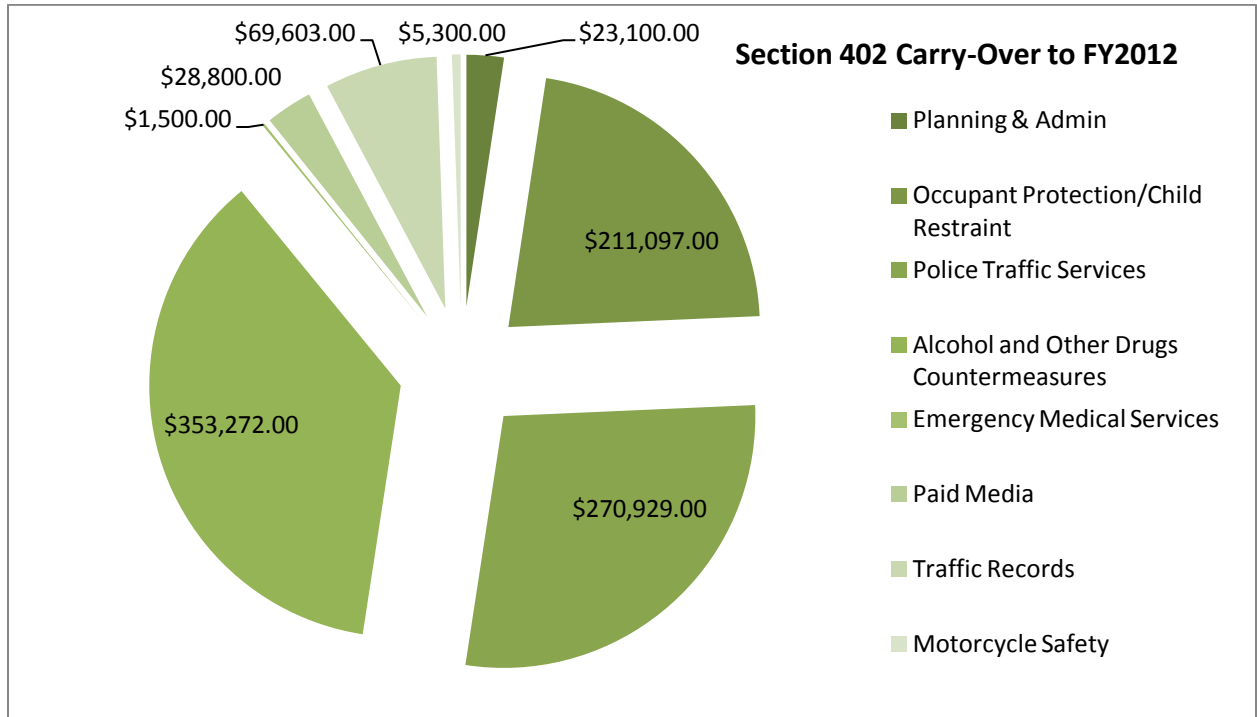
## FY11 NHTSA Financial Report

PROGRAM	ALLOTMENT	EXPENDITURE	Carry-Over to FY12
<b>Section 402</b>			
P & A	\$ 71,821.00	\$ (44,625.00)	\$ 23,100.00
OPCR	\$ 361,555.00	\$ (64,272.00)	\$ 211,097.00
PTS	\$ 400,595.00	\$ (84,939.00)	\$ 270,929.00
AL	\$ 545,621.00	\$ (218,609.00)	\$ 353,272.00
EMS	\$ 72,949.00	\$ (71,449.00)	\$ 1,500.00
PM	\$ 79,621.00	\$ (46,693.00)	\$ 28,800.00
TR	\$ 73,830.00	\$ (2,624.00)	\$ 69,603.00
MC	\$ 5,300.00	\$ -	\$ 5,300.00
<i>Total Section 402</i>	\$ 1,611,292.00	\$ (533,211.00)	\$ 963,601.00
<b>Section 405</b>			
OP SAFETEA-LU	\$ 370,585.00	\$ (75,919.00)	\$ 273,425.00
405(A)	\$ 53,913.00	\$ -	\$ 53,913.00
<i>Total Section 405</i>	\$ 424,498.00	\$ (75,919.00)	\$ 327,338.00
<b>Section 406</b>			
406	\$ 828,205.00	\$ (94,270.00)	\$ 723,908.00
<b>Section 408</b>			
408	\$ 1,431,632.00	\$ (570,000.00)	\$ 855,354.00
<b>TOTAL NHTSA</b>	<b>\$ 4,295,627.00</b>	<b>\$ (1,273,400.00)</b>	<b>\$ 2,870,201.00</b>

Section 402 Approved & Expenditure



Section 402 Carry-Over to FY2012 & Section 405 Occupant Protection Incentive Grants



Section 406 Safety Belt Performance & Section 408 Highway Data Improvement Grants

