

COMMONWEALTH OF THE NORTHERN MARIANA ISLANDS

Farallon de Pajaros

Maug

Asuncion

Agrifan

Pagan

Alamagan

Guguan

Sariguan

Anatahan

Farallon de Mendinilla

Saipan
Tinian

Rota

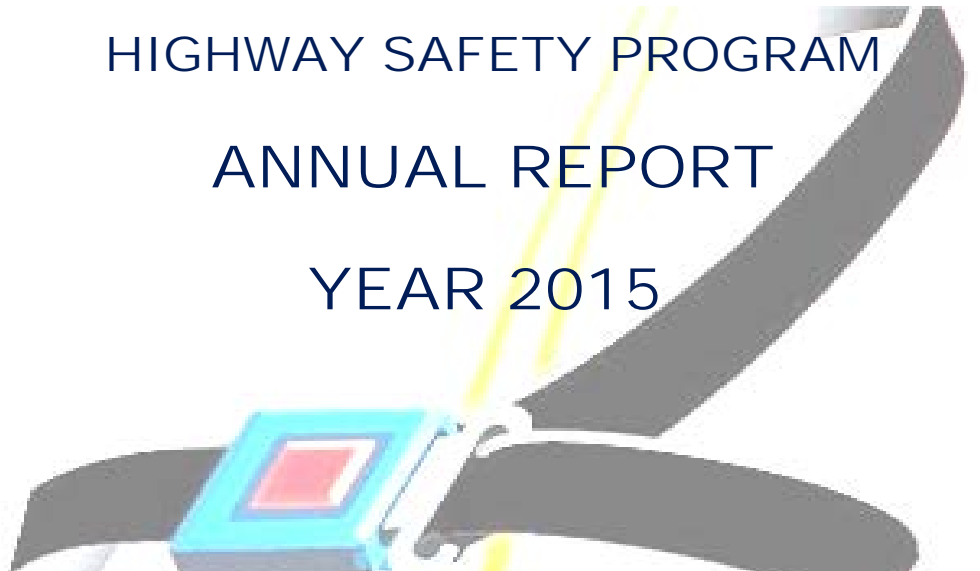


Commonwealth of the Northern Mariana Islands **DEPARTMENT OF PUBLIC SAFETY** **HIGHWAYS SAFETY PROGRAM**

HIGHWAY SAFETY PROGRAM

ANNUAL REPORT

YEAR 2015



Commonwealth of the Northern Mariana Islands

Department of Public Safety
Highway Safety Office

Year 2015

Highway Safety Programs
Annual Report

Prepared For

National Highway Traffic Safety Administration
Region IX

By

Robert A. Guerrero
Acting Commissioner of Public Safety
Governor's Highway Safety Representative

Ms. Margaret DLG. Camacho
Officer in Charge
Highway Safety Office

Table of Contents	Page
Acting DPS Commissioner/Governor's Representative (GR) Letter	1
Front Page DPS/HSO Information	2
Table of Contents	3
2014 Annual Meetings, Conferences, Training & Development	4-11
Commonly Reported Statistics	12
Core Performance Measures	13-14
Core Behavior Measures	14
Core Activity Measures	14-15
2015 Grant Funding Enforcement/Crackdown and Mobilization	15-19
Respective Islands Highway Safety Annual Report	
DPS Saipan	20-28
DPS Tinian	29-32
DPS Rota	33-39
Emergency Medical Services Program	40-43
Paid Media	44
Attitudinal Awareness Surveys	45
Seat Belt	46-47
Speeding	48-49
Alcohol	50-51
Financial Section	52
FY2015 NHTSA Financial Report / FY15+FY14 Carry-Over	53
FY 2015 Financial Report: Funding and Expenditure for Planning and Administration and Occupant Protection for Saipan, Tinian and Rota.	54
FY 2015 Financial Report: Funding and Expenditure Police Traffic Services and Alcohol and Other Drugs Countermeasures for Saipan, Tinian and Rota.	55
FY 2015 Financial Report: Funding and Expenditure Pedestrian Safety, Paid Media, Traffic Records, Speed, Motorcycle Safety and Emergency Medical Services.	56
FY 2015 Financial Report: Funding and Expenditure Data Program and Section 406 Seat Belt	57

2015 Annual Meetings, Conferences, Trainings & Development

Planning and Administration (P&A):

October 21-23, 2014, DPS Commissioner James C. Deleon Guerrero, Director of DAGS, Kay Inos and DPS, Highway Safety Office OIC, Margaret Dlg. Camacho traveled to Rota to conduct Fiscal Year 2015 program monitoring and equipment inventory.

January 25, 2015, Margaret Dlg. Camacho, OIC DPS Highway Safety Office traveled to Tinian to meet with the DPS Resident Director Juan Santos and DPS Tinian Traffic OIC, POIII Wally Villagomez to discuss the pre-planning activities for the upcoming FY 2016 Projects.

February 19-21, 2015, Director of DAGS, Kay Inos and DPS, Highway Safety Officer OIC, Margaret Dlg. Camacho traveled to Rota to meet with DPS Rota sub-grantees on pre-planning activities for the upcoming FY 2016 Projects.

March 13-23, 2015, Margaret Dlg. Camacho, OIC DPS Highway Safety Office attended the 2015 Lifesavers National Conference in Chicago, Illinois from March 14-17, 2015, and then attended the Region IX Leadership Meeting from March 18-20, 2015 in Sacramento, California.

March 17 -23, 2015, DAGS Director Kay Inos attended the 2015 Region IX Leadership Meeting, and Pre Highway Safety Plan scheduled meeting on March 18-20, 2015, in Sacramento, California.

August 2-8, 2015, Director DAGS, Kay Inos and Department of Public Safety, Highway Safety Office OIC Margaret Dlg. Camacho traveled to Guam to attend the 2015 Annual Association of Pacific Islands Public Auditors Conference.

August 25 - September 4, 2015, Department of Public Safety, Highway Safety Office OIC Margaret Dlg. Camacho attended the 48th Annual Conference on National Association of Women Highway Safety Leaders, Inc. (NAWHSL) from August 26-30, 2015, and in conjunction with the Annual Governor's of Highway Safety Meeting (GHSA) from August 29-September 2, 2015, in Nashville Tennessee.

Occupant Protection/Child Restraint (OP/CR) Saipan:

October 21-23, 2014, Conrad Castro (OP) Program Manager traveled to Rota to conduct Fiscal Year 2015 program monitoring and equipment inventory.

November 13, 2014, Conrad Castro (OP) Program Manager conducted program monitoring and equipment inventory with the sub-grantee Department of Public Safety, Tinian.

January 18-21, 2015, Marlene Carbullido, Child Passenger Safety Lead Instructor from Guam instructed Continuing Education Unit (CEU) and Re-Certification Class on Saipan on January 20-21, 2015.

January 19-21, 2015, POI Eugene Peter E. Mendiola and POI Peter Palacios attended the Child Passenger Safety Technician Class for Re-Certification and Continuing Education Unit (CEU) on Saipan from January 20-21, 2015.

January 25, 2015, Conrad Castro (OP) Program Manager traveled to Tinian to meet with the DPS Resident Director Juan Santos and Tinian Traffic OIC, POIII Wally Villagomez to discuss the pre-planning activities for the upcoming FY 2016 Projects.

January 26-30, 2015 Therese Matanane, Program Coordinator / CPST Lead Instructor and Jane Almandres, Program Coordinator / CPS Instructor from Guam Department of Public Works, Office of Highway Safety traveled to Saipan to instruct Child Passenger Safety Technician Class from January 27-30, 2015, for Police Officers / Fire/EMT's and Civilian personnel to be certified CPS Technician.

January 26-30, 2015, POIII Wally Villagomez, POI Shawn Lee SN. Borja and FFI Alfonso Reyes from DPS Tinian traveled to Saipan to attend the Child Passenger Safety Technician Class.

January 26-31, 2015, POII Tito Hocog II traveled to Saipan to take part in instructing the Child Passenger Safety Technician class.

February 19-21, 2015, Conrad Castro (OP) Program Manager travelled to Rota to meet with DPS Rota sub-grantees on pre-planning activities for the upcoming FY 2016 Projects.

March 17-23, 2015, Conrad Castro (OP) Program Manager attended the Region IX Leadership Partner's Meeting and Pre Highway Safety Plan Meeting from March 18-20, 2015 in Sacramento, California.

Occupant Protection/Child Restraint (OP/CR) Tinian:

March 11-20, 2015, POIII Wally Villagomez from Department of Public Safety Tinian OIC Traffic attended the 2015 Lifesavers National Conference and Pre-Conference "Safe Travel for All Children: Transporting Children with Special Healthcare Needs" in Chicago, Illinois March 13-17, 2015.

Occupant Protection/Child Restraint (OP/CR) Rota:

January 26-31, 2015, POII George Barcinas, POII Gerald Ogo and POI Shaw Clay Dlc. Taisacan traveled to Saipan to attend the Child Passenger Safety Technician Class.

Section 406 - Safety Belt Incentive:

DPS Rota:

January 18-22, 2015, Admin Officer/CPS Technician, Marla Barcinas

January 18-23, 2015, POI Clair Calvo,

January 18-24, 2015, POI Joseph Camacho, POI Tito Hocog II, POI Chloe Hocog, FFI Joel Hocog, were on Saipan to attend the Child Passenger Safety Technician Class for Re-Certification and Continuing Education Unit (CEU).

Police Traffic Services (PTS) Saipan:

October 21-23, 2014, Leonardo Duenas, (PTS) Program Manager traveled to Rota to conduct Fiscal Year 2015 program monitoring and equipment inventory.

January 25, 2015, Leonardo Duenas, (PTS) Program Manager traveled to Tinian to meet with the DPS Resident Director Juan Santos and DPS Tinian Traffic OIC, POIII Wally Villagomez to discuss the pre-planning activities for the upcoming FY 2016 Projects.

February 19-21, 2015, Leonardo Duenas, (PTS) Program Manager traveled to Rota to meet with DPS Rota sub-grantees on pre-planning activities for the upcoming FY 2016 Projects.

March 11-20, 2015, POI Adrian Mendiola, POI Namhoon Norris Kwon from Saipan Traffic Section attended the 2015 Lifesavers National Conference and Pre-Conference on “Safe Travel for All Children: Transporting Children with Special Healthcare Needs” in Chicago, Illinois, from March 13-17, 2015.

March 13-23, 2015, Leonardo Duenas, (PTS) Program Manager attended the 2015 Lifesavers National Conference in Chicago, Illinois from March 14-17, 2015 and then attended the Region IX Leadership Meeting from March 18-20, 2015 in Sacramento, California.

September 12-17, 2015, Heather Barcinas, Assistant Attorney General attended the National 24/7 Sobriety Program Summit Coordinator by Attorney General Fox and Montana Highway Patrol from September 13-15, 2015, in Big Sky, Montana.

Police Traffic Services (PTS) Tinian:

February 23-24, 2015, Juan Santos Jr. Resident Director from Tinian Department of Public Safety, Tinian Traffic personnel POIII Wally Villagomez and POI Peter Palacios attended the Project Agreement Planning Meeting on Saipan with the Highway Safety staff to discuss the new planning and budget for 2016 Project Agreement.

Alcohol and Other Drugs Countermeasures (AL) Saipan:

October 21-23, 2014, Alina Cabrera (AL) Program Manager traveled to Rota to conduct Fiscal Year 2015 program monitoring and equipment inventory.

November 13, 2014, Alina Cabrera (AL) Program Manager conducted program monitoring and equipment inventory with the sub-grantee Department of Public Safety, Tinian.

February 19-21, 2015, Alina Cabrera (AL) Program Manager traveled to Rota to meet with DPS Rota sub-grantees on pre-planning activities for the upcoming FY 2016 Projects.

March 13-23, 2015, Alina Cabrera (AL) Program Manager attended the 2015 Lifesavers National Conference in Chicago, Illinois from March 14-17, 2015 and then attended the Region IX Leadership Meeting from March 18-20, 2015 in Sacramento, California.

June 21-26, 2015, POII Noel Calvo, POI Francis Manglona from Department of Public Safety Rota attended the 2015 DUI/Standardized Field Sobriety Testing (SFST) training on Saipan from June 22-25, 2015.

July 6-10, 2015 POI Eugene Mendiola, from Department of Public Safety Tinian attended the 2015 Advanced Roadside Impaired Driving Enforcement (ARIDE) on Saipan from July 7-9, 2015.

August 2-8, 2015, Alina Cabrera, (AL) Program Manager travel to Guam to attend the 2015 Annual Association of Pacific Islands Public Auditors Conference.

August 25-September 4, 2015, Alina Cabrera, (AL) Program Manager attended the 48th Annual Conference on National Association of Women Highway Safety Leaders, Inc. (NAWHSL) from August 26-30, 2015, and in conjunction with the Annual Governor's of Highway Safety (GHSA) Meeting from August 29-September 2, 2015, in Nashville Tennessee.

Alcohol and Other Drugs Countermeasures (AL) Rota:

March 12-23, 2015, Sgt. Jarrod Manglona from Department of Public Safety Rota attended the 2015 Lifesavers National Conference in Chicago, Illinois from March 13-17, 2015 and then attended the Region IX Leadership Meeting from March 18-20, 2015 in Sacramento, California.

March 12-20, 2015, POI George Barcinas from Department of Public Safety Rota attended the 2015 Lifesavers National Conference in Chicago, Illinois from March 13-17, 2015.

June 21-26, 2015, POI Gerald Ogo from Department of Public Safety Rota attended the 2015 DUI/Standardized Field Sobriety Testing (SFST) training on Saipan from June 22-25, 2015.

July 6-10, 2015, POI Gerald Ogo, POI Tito Hocog II and POI Nathan Barcinas from Department of Public Safety Rota attended the 2015 Advanced Roadside Impaired Driving Enforcement (ARIDE) on Saipan from July 7-9, 2015.

Alcohol and Other Drugs Countermeasures (AL) Tinian:

June 21-26, 2015, POI Janel Aldan, POI Eugene Mendiola and POI Kerry Borja from Department of Public Safety Tinian attended the 2015 DUI/Standardized Field Sobriety Testing (SFST) training on Saipan from June 22-25, 2015.

July 6-10, 2015, POI Janel Aldan, from Department of Public Safety Tinian attended the 2015 Advanced Roadside Impaired Driving Enforcement (ARIDE) on Saipan from July 7-9, 2015.

Emergency Medical Services (EMS):

No travel or training was performed under the Emergency Medical Services.

Motorcycle Safety (MS):

No travel or training was performed under the Motorcycle Safety Program.

Traffic Records (TR):

October 25-28, 2015: Department of Public Safety Commissioner James C. Deleon Guerrero, DPS Network Administrator, John Deleon Guerrero and CNMI Superior Court, MIS/.TRCC Member, Michael Villacrusis attended the 2015 International Forum on Traffic Records and Highway Safety Information System in Costa Mesa, California.

Speed Enforcement Management (SE):

July 24, 2015, Sgt. Anthony Macaranas, POI Norris Kwon From Saipan Traffic Section and Leonardo Duenas (PTS) Program Manager travelled to Tinian to access reliable internet in order to take online prerequisite class for Speed Program Management Class scheduled for July 29-30, 2015, in Denver, Colorado.

July 28-31, 2015, Sgt. Anthony Macaranas, POI Norris Kwon from Saipan Traffic Section and Leonardo Duenas (PTS) Program Manager travelled to Denver, Colorado to attend the Speed Program Management Course scheduled for July 29-30, 2015.

2015 Highway Safety Program Trainings



Above, in 2015, CNMI conducted ARIDE training for Police Officers from Saipan (24), Tinian (3) and Rota (3), a total of (30) attended the training and got certified as well.

With the influx of tourists from Korea and China and the increase number of Car Rental Concessions on Saipan, Highway Safety personnel with DPS Commissioner and Traffic Officer in Charge conducted a presentation on April 15, 2015, for the car rental owner's, supervisor's and staff regarding the rules of the road and other highway safety related issues. Also, the Highway Safety Office was able to fund a video production on different highway safety tips on the rules of the road which included, seat belt, pedestrian, bicycle, DUI, parking/backing up on the highway in which they were all distributed after the presentation to the attendees.



Below, June 2015, Standardized Field Sobriety Test (SFST) Refresher and Certification



Speed Program Management Course, Denver Colorado, (July 29-30, 2015)



**Summary of the CNMI's
Commonly Reported Statistics**

Data Elements (Year)	2010	2011	2012	2013	2014
No. of Vehicle Registered	15,035	11,729	14,515	15,493	19,505
Licensed Driver(New & Renewal)	7,896	490	7,539	6,831	7,106
Total Crashes Reported	1211	906	1717	1923	1,360
Total Injuries	0	51	114	230	300
Yearly Fatalities	4	2	4	4	2

Yearly DUI Arrests and Fatalities Involved

Data Elements	2010	2011	2012	2013	2014
No. DUI Arrests	187	239	162	147	157
Yearly DUI Fatalities (Alcohol Involved)	5	1	3	3	2
DUI Involved Crashes	84	55	32	31	0

Yearly Seat Belt Survey Percentage Usage Rate

Data Element	2010	2011	2012	2013	2014	2015
Child Restraint % Usage Rate	69.10%	37.48%	40.93%	46.54%	70.34%	61%
Occupant Protection % Usage rate	80.88%	93.66%	-0-	90.51%	91.44%	95.58%

Core Performance Measures

C-1 Traffic Fatalities:

The CNMI's goal is to decrease traffic fatalities by 3% using 2010-2014 from calendar base year average of 3 to 2 by September 30, 2015.

Result: During calendar year 2015, there were a total of (0) traffic fatalities.

C-2 Number of Serious Injuries:

The CNMI's goal is to decrease serious traffic injuries to 9.6% by using 2010-2014 calendar base year's average of 9 to 7 by September 30, 2015.

Result: During calendar year 2015, there were (13) serious traffic injuries.

C-3 Fatalities / Vehicle Mile Travel (VMT):

Not Available

C-4 Number of Unrestraint Occupant:

To decrease the unrestraint passenger vehicle occupant fatalities in all seating positions to 1% using 2010-2014 calendar base year average of 2 to 1 by September 30, 2015.

Result: During Calendar year 2015, no Unrestraint Occupant Fatality.

C-5 Number of Alcohol Impaired Driving Fatalities:

The CNMI's goal is to decrease the number of alcohol impaired driving fatalities from the 2010-2014 calendar base year average of 2 to 1 by September 30, 2015.

Result: There were (0) alcohol-impaired driving fatality as of November 2015.

C-6 Number of speeding-related fatalities:

The CNMI's goal is to decrease speeding related fatalities from 2010-2014 calendar base year average of (2) to (1) by September 30, 2015.

Result: In 2015, no traffic fatality recorded related to speeding.

C-7 Number of Motorcycle Fatalities:

To maintain the number of motorcycle fatalities (0) percent from the 2010-2014 calendar base year average of (0) up to December 31, 2015.

Result: During calendar year 2015, there were (0) motorcycle fatality.

C-8 Number of Un-helmeted Motorcycle Fatalities:

To maintain zero (0) number of un-helmeted motorcycle fatalities up to December 31, 2015.

Result: During calendar year 2015, there were zero (0) number of un-helmeted motorcycle fatality.

C-9

To maintain the number of Drivers age 20 or Younger Involved in Fatal Crash (0) percent from the 2010-2014 calendar base year average of (0) up to December 31, 2015.

Result: During calendar year 2010- November 2015, there were (0) age 20 or younger involved in fatal crashes.

C-10 Number of Pedestrian Fatalities:

To maintain the number of pedestrian fatalities at 0.6% percent from the 2010-2014 calendar base year.

Result: During calendar year 2015, there was (0) pedestrian fatality.

Core Behavior Measure:

B-1 Seat Belt Use Rate (Observed Seat Belt Use Survey)

Goal: The CNMI continues to increase the seat belt use of front seat outboard occupant passenger vehicle percentage point from 2014 calendar base rate of (91.44%) to (95.58%) as per Occupant Protection survey in 2015. The child restraint usage rate for 2014 recorded at (70.34%) and in 2015 at (61%) compared to calendar 2013 base year at (59%).

Results: In 2015, we conducted a child restraint usage survey with the outcome of (61%). Occupant Protection seat belt survey was also conducted with the outcome of (95.58%), and in comparison with 2014 average of (91.44%) an increase of about (4.14%).

In 2015, Child Passenger Safety Survey was conducted on Saipan with (64.52%), on Tinian with (56%) and on Rota with (62.5%). The CNMI’s usage rate as of December 2015 is at an average of 61%.

Core Activity Measures

A-1 Seat Belt Citation Issued During Grant Funded Mobilization/Enforcement

	<u>2010</u>	<u>2011</u>	<u>2012</u>	<u>2013</u>	<u>2014</u>	<u>2015</u>
Occupant Protection:	348	158	22	370	73	51
Child Restraint:	26	17	1	12	6	2

A-2 Impaired Driving Arrests made during Grant Funded Crackdown/Enforcement.

	<u>2011</u>	<u>2012</u>	<u>2013</u>	<u>2014</u>	<u>2015</u>
DWI Arrests:	47	8	2	6	0

In 2015, no other agencies were involved as Saipan was in a state of disaster due to “Typhoon Soudelor” that hit on August 2, 2015. Both Saipan and Tinian Police Officer’s were detailed to other enforcement activities due to power outage and traffic control on roadways; Rota was the only one able to participate this year.

Due to the lack of manpower Sobriety Checkpoints were not conducted. Although there were no Sobriety Checkpoints, Highway Criminal Interdiction (HiCI) was activated. They worked on 12 hour shift in which some nights they were reassigned. Rota personnel were also sent off to Saipan to assure safety and orderly among the Saipan community. Although they were no arrests made, minor violations were still being made during traffic stops for no seat belt use; tail lights dim; head lamps dim; rolling stop and etc.

A-3 Speeding/Reckless Driving Citations Issued during Grant Funded Enforcement.

	<u>2010</u>	<u>2011</u>	<u>2012</u>	<u>2013</u>	<u>2014</u>	<u>2015</u>
Speeding:	33	21	34	56	655	791
Reckless Driving:	12	23	6	6	n/a	131

2014 Enforcement Mobilizations & Crackdowns

Click It or Ticket National Enforcement Mobilization (2015):

During the 2015 Click It or Ticket National Enforcement Mobilization, the CNMI conducted various enforcement activities such as: OP/CR Checkpoint, Selective Traffic Law Enforcement and public education at the elementary level, integrated a community outreach where we were able to build a positive relationship with the public.

We continued to provide educational presentations at various high schools and elementary schools to include parent teacher school association (PTSA) meetings and a car seats display at the Multi-Purpose Center. We also conducted car seat courtesy check up events at the Susupe Sabalu (Saturday) Farmers Market and at the Garapan Street Market (every Thursday night).

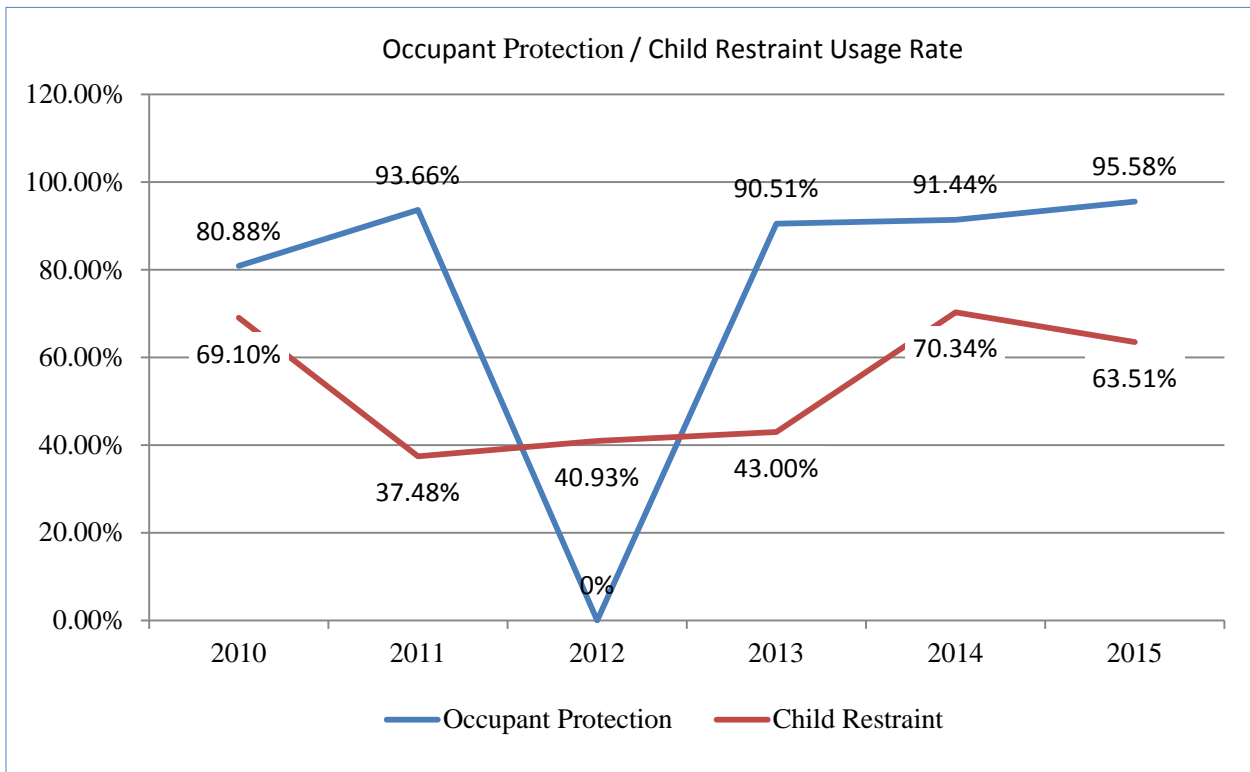
Again, media activity provided the most public information and education through local newspapers, magazines, radio and television stations, as well as through electronic signboard.

Click It or Ticket National Enforcement Mobilization data survey activity (2015)
 Reporting on Safety Belt Enforcement: (Data Survey Activity)

DWI Arrests: (0) Seat Belt Citation: (51) Child Restraint: (2)
 OP/CR Checkpoint: (13) Speeding: (0) Reckless Driving: (0)



2015 Click It or Ticket Mobilization display at Thursday Night Street Market.



Fourth of July 2015 “Impaired Driving”:

During the 2015 Fourth of July Impaired Driving campaign, we continued to work closely with the media to provide the most effective way of informing the public through local newspapers, magazines, radio and television stations. This year’s event was cancelled due to heavy rain caused by an expected storm approaching.

National Impaired Driving Crackdown “Labor Day Weekend”:

August 19 to September 7, 2015 is the Impaired Driving Crackdown “Labor Day Weekend” and the media continues to be an effective tool in informing and educating the public on Impaired Driving Awareness as this was the only means of reaching the community. Scheduled checkpoints were cancelled as we continue with recovery efforts during the continued state of disaster for Saipan.

Although no arrests were made, violations were made due to minor traffic stops such as no seat belt; tail lights; dim/head lamps and rolling stop etc.

DWI Arrests (0) Speeding (0) Safety Belt Citations (0) Reckless (0)
Sobriety Checkpoints Conducted (0) Paid Advertisement (T.V. (6) /Radio spots (420)

Child Passenger Safety Week National Seat Check Saturday (2015):

During Child Passenger Safety Awareness Week and throughout the year, we continue to educate parents on child passenger safety.



National Car Seat Check and Courtesy inspection at the Saturday Street Market on September 9, 2015 from 8:00a.m to 12:00 noon with Highway Safety Office and Traffic Enforcement personnel.

May 2015, Agriculture Fair Display

During the Agriculture Fair event in June 27, 2015, we were given an opportunity to display our highway safety program projects which included different car seats for various age and size, promoting pedestrian safety and those that visited our booth received educational materials.



Lieutenant Governor Ralph Torres dropped by the DPS, Highway Safety booth to inquire on the car seat display during the 2015 CNMI Annual Agriculture Fair with Alina and Conrad assisting him.

December 2015, Drunk, Drugged, Distracted and Drowsy Driving (4D's) Prevention Month Campaign: "Driver Sober or Get Pulled Over"

The Commonwealth of the Northern Mariana Islands conducted its annual educational awareness campaign activities which kicked off with a proclamation on November 23rd 2015. After the proclamation ceremony, 4D's committee members, other government agencies, law enforcement officers as well as administrative staff joined in a motorcade that ended on Beach Road were most of motorists travel. Starting December 2015 activities, checkpoint, High Visibility Enforcement (HVE), Laser Speed Enforcement will be conducted as well as with our community volunteer Designated Drivers that kick off December 1, 2015.

From this date and into the New Year, High Visibility Enforcement as well as checkpoints will continue and our designated drivers will be on standby from 6pm – 6am Friday, Saturday, and Sunday throughout December and into the first week of January 2016. School presentations, a visit to our local hospital-CHCC, and the Man'Amko Center (old age center program) have all been scheduled for this month bringing holiday cheers and awareness to the community both the young and old. Media advertisements reaching a diverse community to include local radio stations, television commercials, newspapers advertisement in many different languages as well as social media on Facebook.

2015 Drunk, Drugged, Distracted & Drowsy (4D's) **“Drive Sober or Get Pulled Over”**



Drunk, Drugged, Distracted & Drowsy (4D's), "Drive Sober or Get Pulled Over" Month proclamation signing at the Governor's Conference Room on November 25, 2015, Acting Governor Ralph Torres, DPS personnel and other Government agencies witnessed the signing and also shared activities for the upcoming December 2015 (4D's) Month campaign.

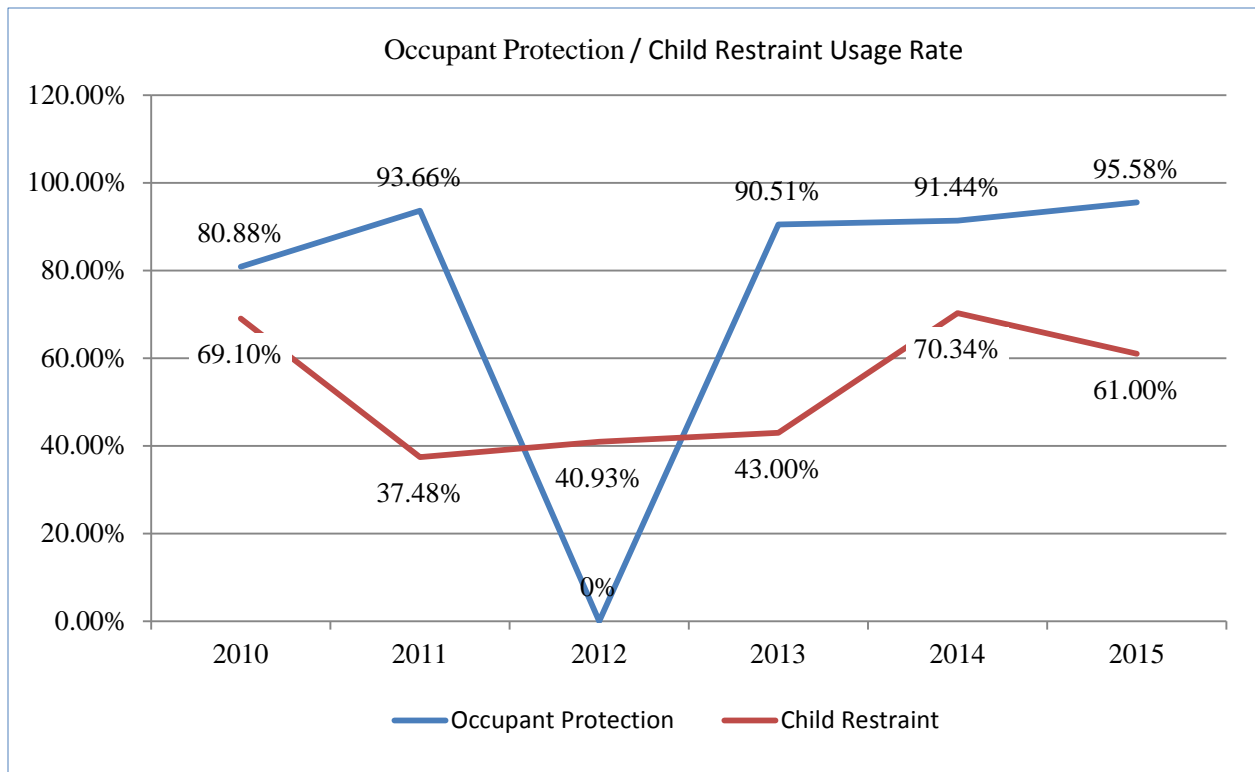
Island of Saipan Report...

Commonwealth of the Northern Marianas Islands (CNMI) consists of fourteen (14) chain of tropical islands, Saipan being the capitol. Saipan consists of approximately 44.55 square miles and the economy is mainly based on tourism industry. US Department of Commerce-Census Bureau recorded CNMI's population of fifty-three thousand eight hundred eighty-three (53,883) in year 2010 with the 1 island of Saipan's population at forty-eight thousand two hundred twenty-two (48,222). Since year 2010, CNMI's economy has been rapidly growing due to increasing number of tourist arrival from China, Russia and Korea and the growth in population has been visibly noticed. CNMI Department of Public Safety (DPS) consists of Police Division, Criminal Investigations Bureau, and Bureau of Motor Vehicle. Commissioner of DPS oversees the general functions of DPS while the Director of Police oversees the functions of Police Division. The Police Division consists of Patrol Section (Village Patrol), Traffic Section (Highway Patrol), MCSAP (Motor Carrier Enforcement), and COPS (Community Oriented Policing Section), under the direct command of the Police Operations Commander.

On August 2, 2015, the island of Saipan was directly struck with Super Typhoon Soudelor which caused devastating damages to the island's homes, buildings, public infrastructures, etc. These damages caused by Typhoon Soudelor left the island of Saipan without public utilities and many residents without a home. Approximately 90% of the island's utilities services have been restored by the end of November and restoration process continues. There are still approximately over 300 family homes that were totally destroyed and are presently in the works of rebuilding. Since the passing of Typhoon Soudelor, CNMI Governor has declared "State of Emergency" which all government resources were utilized for the recovery efforts. The Island of Saipan to this day is still under a "State of Emergency" which caused a great impact on our enforcement data and stats.

Occupant Protection/Child Restraint

Department of Public Safety-Saipan has been conducting Occupant Protection restraint usage survey annually to see the results of the program's outcome. In year 2015, Island of Saipan recorded driver and passenger restraint usage rate of 95.58%, an increase of 4.14% from previous year 2014 and an even higher increase of 5.07% in the year 2013. The CNMI's current 2015 seat belt usage rate of 95.58% continues to exceed the national average as a result of the vigilance, public awareness, public education and enforcement from our Traffic Officers. Through the annual survey conducted in the month of December 2015, we have recorded our current Child Restraint usage rate of 64.52% out on the highways. Current year 2015 Child Restraint usage had dropped 6.68% compared to last year 2014.



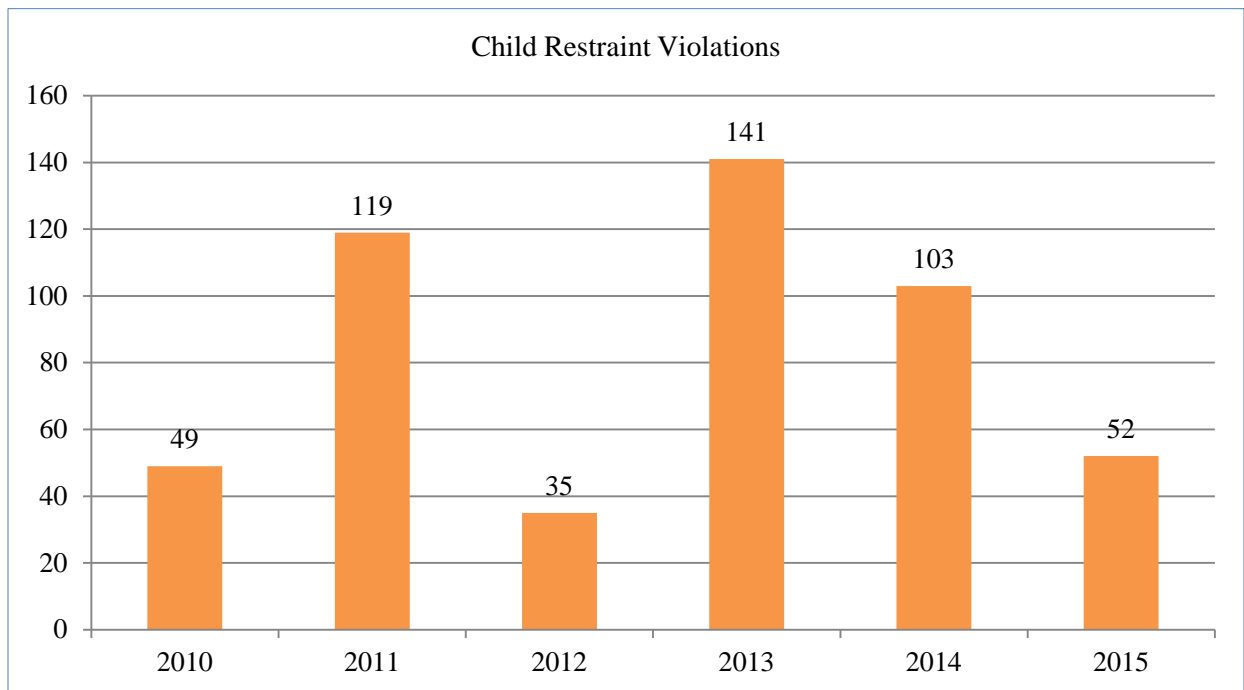
The annual campaign of the “Click-It-Or-Ticket” and the “Four-Steps for Kids” has proven to be an effective tool in strengthening the CNMI’s occupant protection program. While seat belt usage is a primary law in the CNMI it has served as a great deterrent. For the “Click-It-Or-Ticket” Mobilization which was conducted May 11-25, 2015 there was a recorded fifty one (51) occupant restraint violations and two (2) child restraint violation. During the Child Passenger Safety week from September 13-19 of 2015, no enforcements were conducted. Furthermore Department of Public Safety-Saipan conducted total of four (4) car seat checkup events at multiple sites and inspected a total of twenty-one (21) car seats.

As part of "Click It or Ticket" mobilization campaign, Department of Public Safety’s traffic section along with Highway Safety Office visited multiple public events and head start establishments and gave promotional and educational materials to those parents who were present and participated in a question and answer session. Through our community outreach, the Highway Safety Office (HSO) through its Car Seat Assistance Program was able to provide assistance towards the purchase of (274) car seats to different households in the CNMI for the calendar year 2015. As a result of this program, young children in the CNMI are much safer when traveling on the highways and roadways. In addition, HSO has identified many Fitting Stations on the island of Saipan such as Police Station, Fire Stations, and Highway Safety Office.

Educational presentations were conducted to the community on retrofitting and properly securing car seats to children, most especially to the first time users. Proper car seat installation trainings were conducted with various participating vendors, to ensure that applicants applying under the car seat voucher assistance program are given the proper instructions on how to install their car seats. Department of Public Safety along with Highway Safety Office continuously educate and remind the general public about “Click-It-Or-Ticket” and “Four Steps for Kids” campaign via local media outlets for both air and print. Visual messaging systems are also set up with private entities to take up the challenge in delivering our prevention campaign messages.

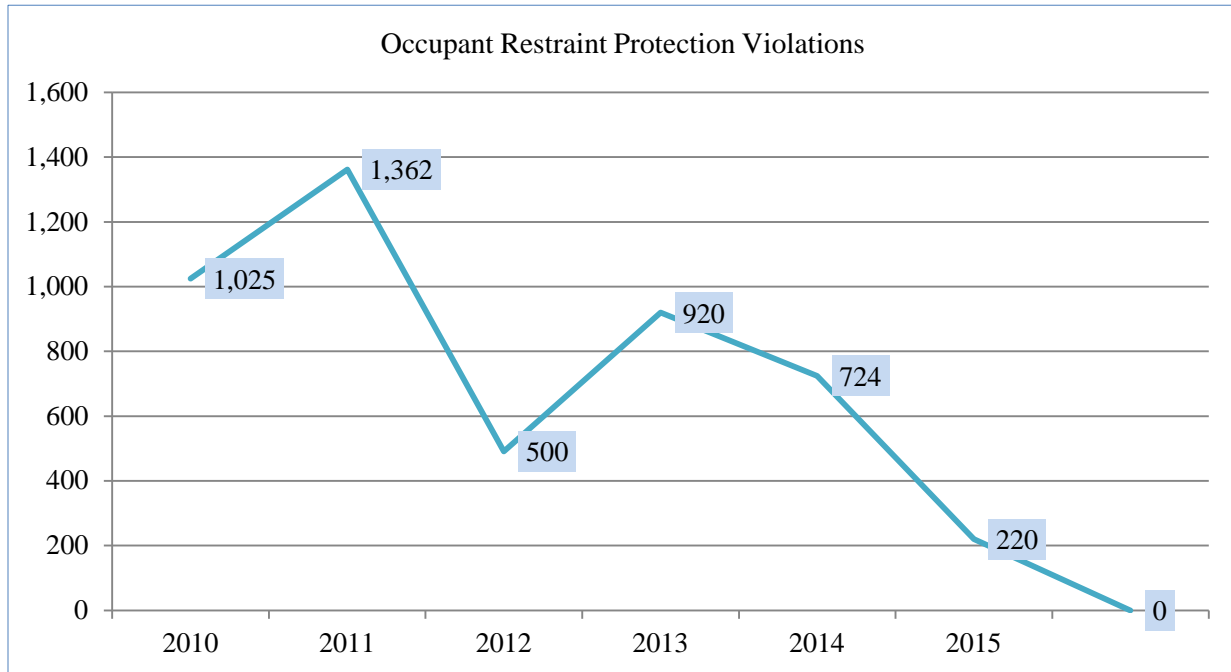
Through our efforts, authorities were able to achieve and accomplish the following for its occupant protection and child restraint program for calendar year 2015 (January 1 thru December 15, 2015);

1. Traffic Section issued 220 safety belt citations and 52 for child restraint violations.
2. Traffic Section conducted 2 OP/CR Check points in 2015.
3. Traffic Section conducted 4 OP/CR Check up events in 2015.
3. Traffic Section conducted 18 OP/CR Presentations at various locations.



Department of Public Safety - Saipan continues to implement this type of safety measures and dramatically increase the number of enforcements to ensure that occupants of moving vehicles are safe and properly restrained.

We see a dramatic decrease in the number of occupant restraint violation citations from 1,025 in calendar year 2010 to 220 in calendar year 2015 due to 95.58% seatbelt usage rate. For child restraint violation, 49 in calendar year 2010 to 52 in calendar year 2015. The numbers of occupant restraints traffic citations has slightly increased over the last two years but had gone down as we are increasing our enforcement efforts to reduce the number of injuries and death on the highway.



Police Traffic Services (PTS)

The goal of the CNMI Police Traffic Services program is to improve efficiencies in the investigations of fatal or near-fatal crashes as well as to enforce traffic laws on our highways and roadways by way of professional training and equipment acquisition designed to enhance and accomplish specified PTS tasks.

Funding from the U.S. Department of Transportation (U.S. DOT) and National Highway Traffic Safety Administration (NHTSA) has been the main financial sources for local authorities in implementing these vital programs.

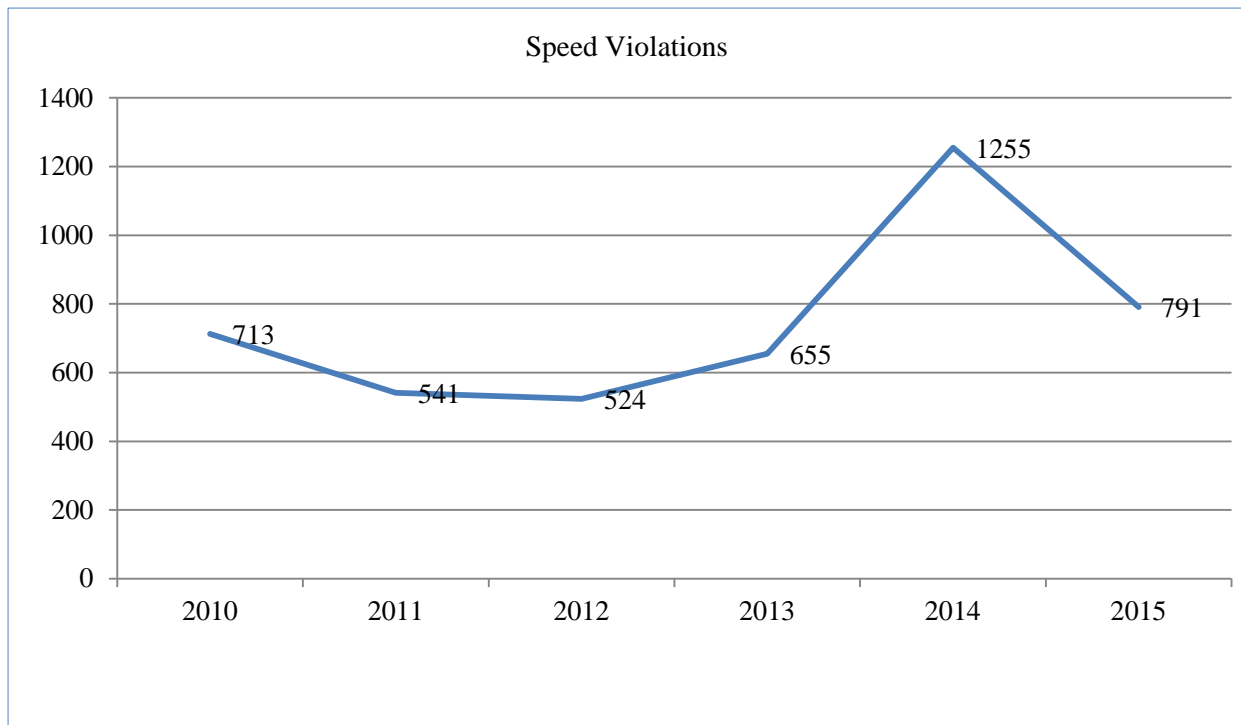
With the continued efforts by both local and federal levels in achieving national targets, local authorities have developed initiatives to reinforce program delivery. Checkpoints, saturation patrols, drunk and drugged driving prevention, speed management, traffic crash reduction, and other mobilization efforts were planned and delivered throughout the community.

PTS continues to focus its efforts in speed control with random laser enforcement at strategic and high volume locations. Drag or Street racing on highways continues to be monitored by PTS personnel.

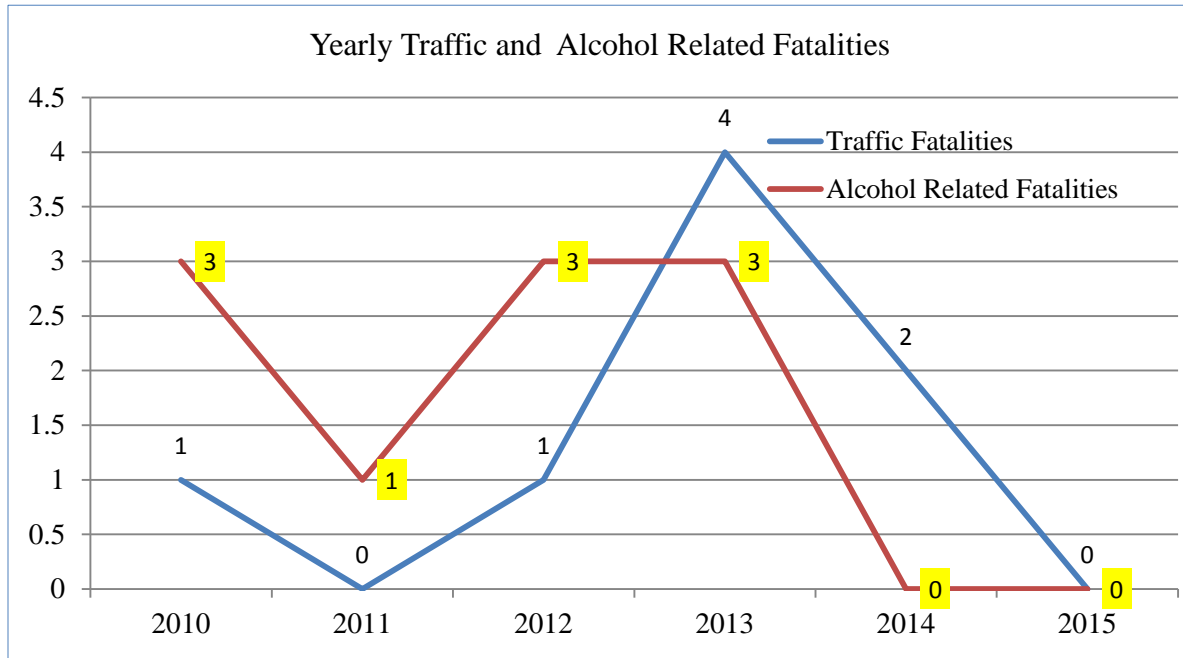
Through this coordinated program, authorities have staged enforcement personnel at unannounced locations to tag street racers.

In calendar year 2015 (January 1st thru December 15th, 2015), PTS authorities issued total of 791 speeding citations which are usually charged with additional violation(s). PTS also conducted numerous Speed Enforcement mobilizations while out on scheduled HVE sites.

While speed is considered to be one of the main factors of most traffic crashes involving serious and/or fatal injuries, Department of Public Safety-Saipan initiated “High Visibility Enforcement”, which marked Police vehicles are assigned to specific locations, island wide for high visibility traffic enforcement during rush hours with limited number of speed detecting devices such as LTI 20/20. Due to increased number of traffic enforcement and public awareness of the consequences of speeding, we have seen a dramatic decrease in speeding violations from 1255 in calendar year 2014 to 791 in calendar year 2015.



Reduction of traffic related fatalities crashes on our highways and roadways continues to be a challenge. CNMI Police sees a slight decrease in traffic fatality incidents over the past three (3) years. The CNMI Police Department recorded four (4) Traffic Fatalities in the year 2013 in which three (3) were alcohol related. As of December 15, 2015, the island of Saipan has yet to record any traffic fatality and maintains the number zero (0). However the Department of Public Safety Saipan recorded (1) vehicle related death to a 2 year old child at their residence driveway.



Saturation patrols, HVE programs, and Sobriety Checkpoints conducted had stepped up deterrence effort with respect to Impaired Driving and other aggressive drivers. As noted, these activities are considered as many positive enforcement programs by authorities.

This collaborative effort also involves working with other government agencies and safety advocates to solidify program exposure and achieving highway safety goals.

Through our efforts and with limited available resources and manpower, authorities were able to achieve and accomplish the following for its PTS program for the year 2015:

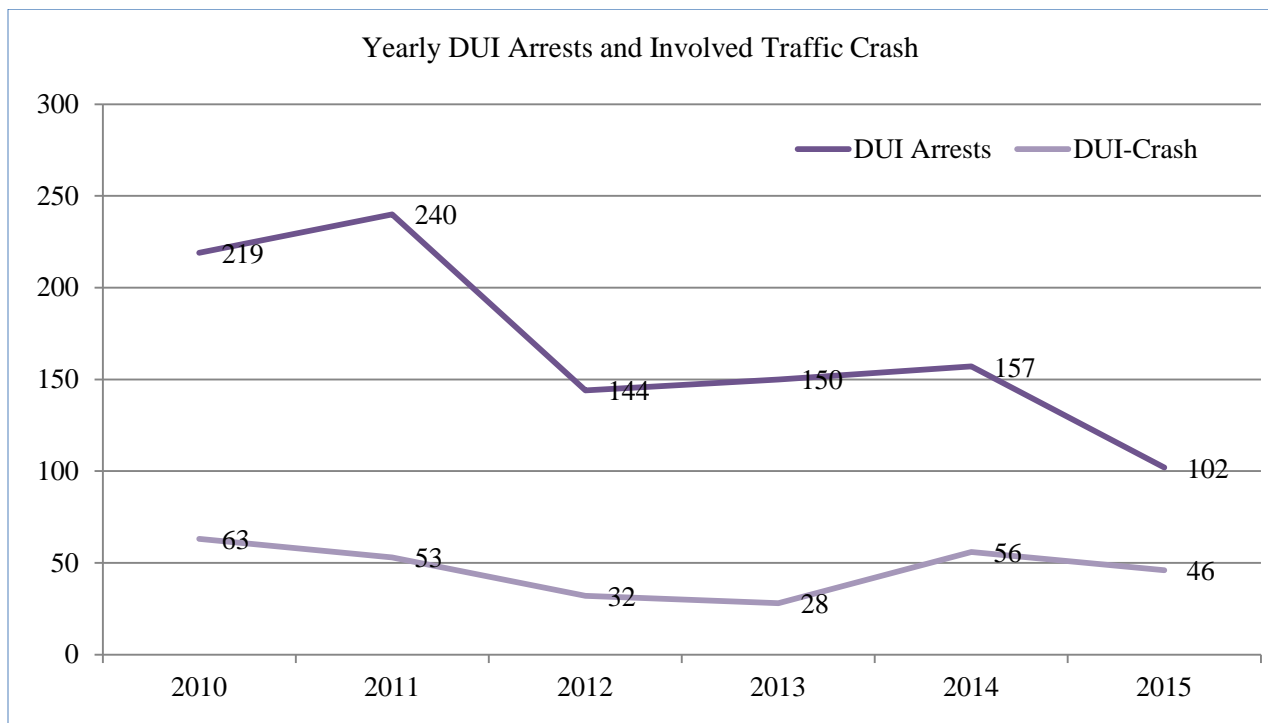
1. Maintain zero (0) traffic fatalities.
2. Provided one-hundred and thirteen (113) traffic escorts and directed seventeen (17) events requiring directing traffic on the main highways or roadways.
3. Decrease the number of occupant restraint violators on the highways.
4. Decrease the number of speed violation on the highways.
5. Decrease the number of DUI arrests.

Alcohol and Other Drugs Countermeasure

The Department of Public Safety-Saipan continues to see an impaired driving problem on its highways and roadways. It continues to implement aggressive impaired driving campaigns to deter operators to go behind the wheel when they are impaired. It is however, a noticeable challenge to instill the mentality among these individuals of the consequences when driving impaired. This problematic area is considered a behavioral factor among violators.

To positively influence these behavior patterns, authorities have developed an extensive anti-impaired driving mobilization. These mobilizations are often implemented at high peak periods as well as holidays. Departments are tasked to develop their campaign for both day and night, weekdays and weekends. These mobilizations may include any of the following; highway interdictions, saturation patrols, sobriety checkpoints and selective traffic law enforcement programs as well as high visibility enforcement.

The Traffic section conducted 16 Sobriety checkpoints in the calendar year 2015 (as of December 15, 2015), there were a total of (102) DUI arrest made. Out of (102) DUI's (46) were crash related.



However, authorities noted steady decrease in recorded alcohol related traffic crashes in the past four years:

2010-(2,588) Total Traffic/Non-Traffic Crashes and (63) involving alcohol.

2011-(2,368) Total Traffic/Non-Traffic Crashes and (58) involving alcohol.

2012-(1,672) Total Traffic/Non-Traffic Crashes and (32) involving alcohol.

2013-(1,899) Total Traffic/Non-Traffic Crashes and (28) involving alcohol.

2014-(1,081) Total Traffic/Non-Traffic Crashes and (56) involving alcohol.

2015-(1,484) Total Traffic/Non-Traffic Crashes and (46) involving alcohol.

In addition to local efforts, authorities also participated in the national mobilization efforts by mirroring mobilization targets and events. One of the biggest events recognized by local authorities is the “Drive Sober or Get Pulled Over” Impaired Driving Prevention campaign.

Year 2015, Department of Public Safety-Saipan has kicked off anti “4D-Drunk, Drugged, Distracted & Drowsy” driving campaign to fight and keep 4D driver’s off the streets. This campaign brings all safety advocates from various government, private and non-profit organizations to head the “Designated Driver-(670)483-RIDE” program. This program transports impaired drivers home safely from any destination. Agencies which support this annual mobilization are CNMI Department of Corrections, CNMI Adult Probation Office, U.S Customs and Border Patrol, Community Guidance Center, CNMI Alcohol, Beverage and Tobacco Control and etc. These agencies have been assisting our organization develop and coordinate impaired-driver events and deterrence. Some examples of these mobilizations also include school presentations and static displays at various outlets throughout the islands.

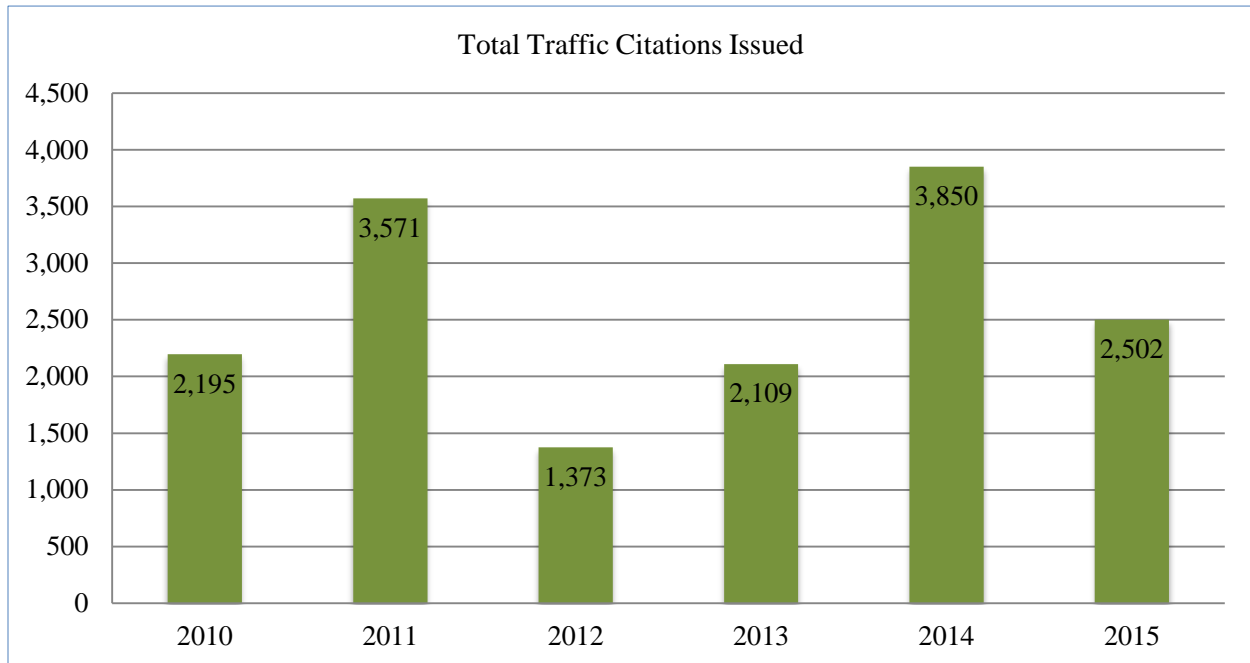
Along with various agencies, the “4D” Designated Driver (DD) Program which is currently active consists of men and women who provide transportation services throughout the campaign voluntarily and without fees. As well as inclusive of various rent a car companies on island for donating vehicles and communication companies for donating communication equipment and services for this specific program during these hard economic times. This program has always been the highlight of the campaign. Under the “4D” program, Sobriety Checkpoints and Saturation patrols will be conducted as part of enforcement plan to step up deter, detect and apprehend effort with respect to impaired drivers and other aggressive drivers.

Although the calendar year 2015 has not ended, authorities were able to achieve and accomplish the following for its alcohol countermeasure program for the year 2015:

1. Conducted (11) sobriety checkpoints during the 2015 National Impaired Driving Crackdown’s “Labor Day Weekend”, “Fourth of July Impaired Driving”, “Driver Sober or Get Pulled Over”, and etc.
2. Detected and processed (102) impaired drivers on the highways and roadways.

Conclusion

Based on our traffic citation records collected, Police Traffic Services issued total of (2,502) traffic citations in year 2015 to motorist as compared to (3,850) traffic citations in year 2014. These statistics shows that the motorists in Saipan continue to violate traffic laws.



To continue to accomplish our highway safety missions and keep our highways safe, the CNMI’s Department Of Public Safety Police Division needs the assistance of US Department of Transportation and NHTSA to give full support and provide funding assistance as financially restrained local authorities primarily relies on it. Furthermore the Department of Public Safety has found it to be effective when taking a proactive approach in tackling the issues of traffic violators by conducting educational check points, HVE enforcement combined with more public awareness and public presentations.

Island of Tinian Report...

The goal for Traffic section is to continue to keep our roads safe for all motorized vehicles and pedestrian safety by educating the public and boosting up enforcement to prevent any injuries. Conduct presentations to public and private schools about traveling safely in motorized vehicles with other occupants and also traveling to their schools on foot and how to practice pedestrian safety while crossing the roads.

**STATISTICS FOR SEATBELT USAGE, TRAFFIC CRASH/FATALITY, and
DUI ARREST/FATALITY**

2010:

Total citations issued: 57
Seatbelt violations: 07
Car Seat violations: 00
Total traffic crashes: 01
Fatality: 01 (Moped Spill)
DUI Arrests: 00
DUI related fatality: 00

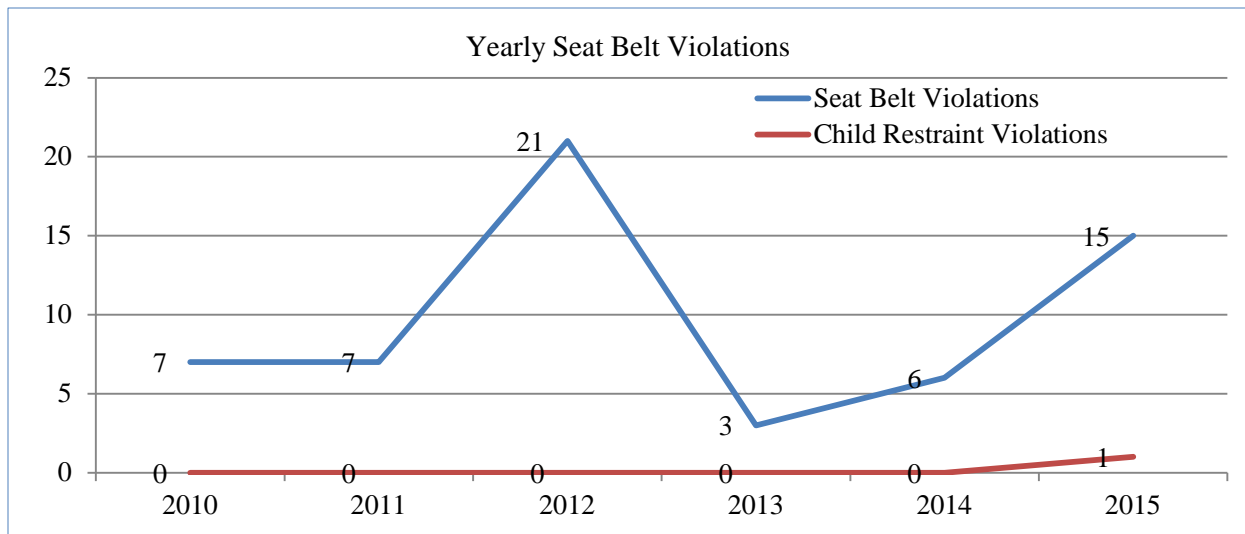
2011:

Total citations issued: 48
Seatbelt violations: 07
Car Seat violations: 00
Total traffic crashes: 14
Fatality: 00
DUI Arrests: 00
DUI related fatality: 00

2012:

Total citations issued: 66
Seatbelt violations: 21
Car Seat violations: 00
Total traffic crashes: 24
Fatality: 00
DUI Arrests: 01
DUI related fatality: 00

The data collected for 2012 was collected from January thru November.



2013

Total citations issued: 29

Seatbelt violations: 03

Car Seat violations: 00

Total traffic crashes: 08

Fatality: 00

DUI Arrests: 00

DUI related fatality: 00

The data collected for 2013 was collected from March thru November

2014

Total citations issued: 06

Seatbelt violations: 06

Car Seat violations: 00

Total traffic crashes: 13

Fatality: 00

DUI Arrests: 00

DUI related fatality: 00

The data collected for 2014 is from January to November

2015

Total citations issued: 17

Seatbelt violations: 15

Car Seat violations: 01

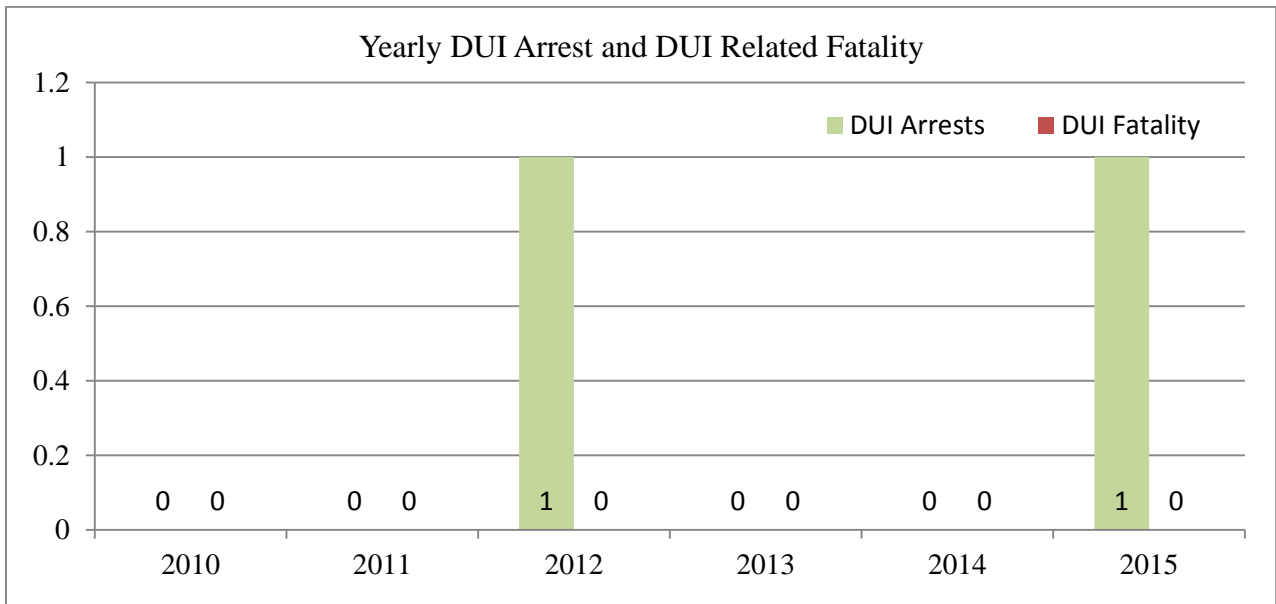
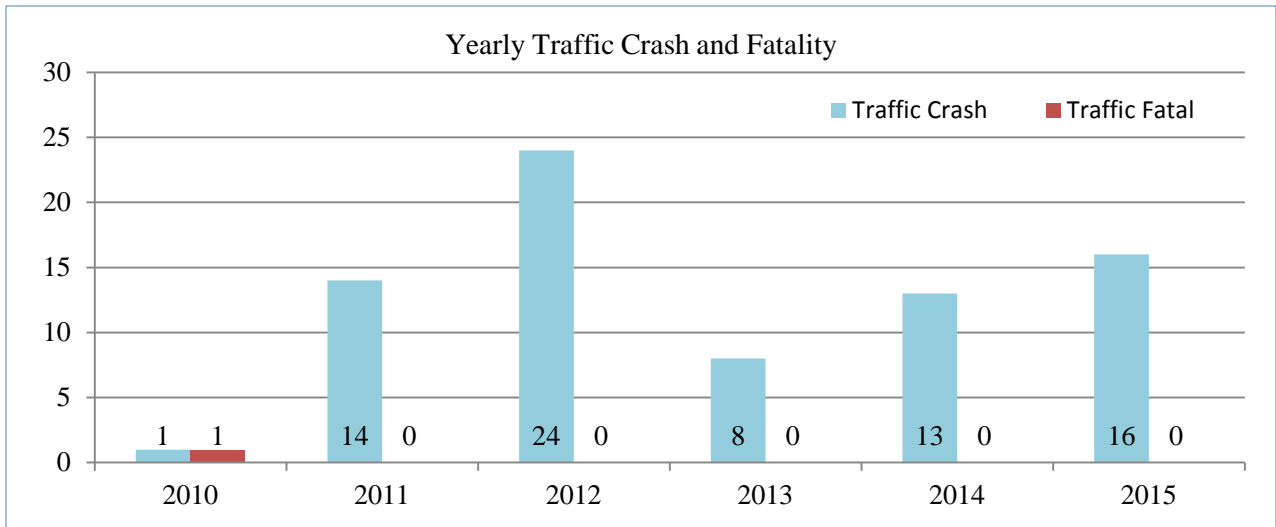
Total traffic crashes: 16

Fatality: 00

DUI Arrests: 01

DUI related fatality: 00

The data collected for 2015 is from January to November



CPS Recertification on Saipan (January 2015)

POI Peter Palacios attended the Child Passenger Safety course in Saipan from January 21 to January 22, 2015 and got recertified.

Tinian San Jose Fiesta (May 2015)

Traffic Section along with Patrol conducted two check points. No citations were issued.

Click it or Ticket National Enforcement Mobilization (May 2015)

On May 19, 2015, POI Peter Palacios Jr. conducted a seatbelt and car seat presentation at the Tinian Head Start from 9:30 a.m. to 10:00 a.m. and at 1:30 p.m. to 2 :00 p.m.

On May 20, 2015, POI Peter Palacios Jr. and POII Shawn Borja conducted a seatbelt and car seat presentation at the Tinian Elementary school from 9:00 a.m. to 10:00 a.m. and at 1:00 p.m. to 2:00 p.m. with grades kindergarten through the sixth grade.

Traffic Section conducted regular enforcement and educated drivers who violated roadway laws. Traffic Section also conducted a Courtesy Car seat inspection at the Tinian Huang Shun supermarket. A total of 4 cars were inspected.

SFST training Saipan (June 2015)

Officers Kerry Borja, Janel Aldan, and Eugene Mendiola attended the SFST training on Saipan and got certified.

Arise Training Saipan (July 2015)

Shortly after getting certified with the SFST in Saipan, Officers Kerry Borja, Janel Aldan, and Eugene Mendiola attended the ARIDE training on Saipan and got certified.

Fourth of July Impaired Driving (July 4, 2015)

There were no mobilizations conducted, however officers continued to enforce during regular duty hours. No citations were issued.

Child Passenger Safety Week (September 2015)

Checkpoints were not conducted due to weather conditions heavy rain however Traffic Section conducted a courtesy car seat inspection at Tinian Huang Shun Super Market.

National Seat Check Saturday (September 21, 2015)

Officer Peter Palacios, Shawn Borja, and Fire Fighter Alfonso Reyes conducted a courtesy car seat inspection at Huang Shun Super Market and inspected a total of 4 cars with car seats.

Halloween (Buzzed Driving or Drunk Driving):

Officer Peter Palacios assisted at the Halloween parade and mini carnival at the Tinian Fiesta grounds.

Car Seat Presentation for Students and Parents at Head Start (November 2015)

On November 19 and 20 Officer Peter Palacios, Eugene Mendiola, and Fire Fighter Alfonso Reyes conducted a 1 hour presentation at Tinian Head Start about car seats and pedestrian safety.

OTHER TRAFFIC ACTIVITIES:

This section has participated in numerous work related and community related activities such as the Annual San Jose Fiesta and Pika Festival, the BAT Bike Race, Elementary Halloween Parades, and the Turquoise Blue Triathlon.

Island of Rota Report...

TRAFFIC SECTION OVERVIEW:

The Traffic Section is currently manned by 3 sworn personnel to include the Traffic Section Commander. These 3 personnel split responsibilities within the section in order to ensure that all programs are accomplished in the most effective and efficient manner. The Traffic Section currently has a total of two vehicles within the section. There is one 2008 Ford Explorer and one 2014 Ford Explorer assigned to the section. There were also two 2010 Kawasaki Vulcan 900cc motorcycles for use in STLE and HVE operations. However, these motorcycles are out of service due to maintenance issues. There is also a Mighty Mover checkpoint trailer for use in OP/CR and DUI checkpoints. The checkpoint trailer is also experiencing mechanical issues and deterioration of the hull due to exposure to the weather. All vehicles were purchased through federal grants. The section also utilizes officers from the Patrol and Criminal Investigation section for enforcement operations such as checkpoints and High Visibility Enforcement. Since there is a very minimal amount of manpower available in the department officers from all sections assist with various duties and programs.

PROGRAM PROCLAMATIONS:

Since the inception of the new municipal administration we have been unable to conduct proclamation signing ceremonies for the numerous programs we have. I have tried in vain to explain the importance of having a municipal proclamation signed by the Mayor of Rota. However, the mayor feels that duplicating a proclamation that has already been signed by the Governor is repetitive and unnecessary. The mayor's position is that he would rather have the proclamation read and he would acknowledge the importance of it but would not sign the document. Hence, we were unable to have any proclamations signed.

OCCUPANT PROTECTION/CHILD RESTRAINT:

In September 2015 the Traffic Section conducted a seatbelt usage rate survey on the island. These surveys were conducted along the main highways and rural areas. We also conducted a survey on the usage of child restraints. The survey revealed that the island of Rota had an average of 80.64% for drivers, 73.7% for passengers, and 62.5% for child restraints.

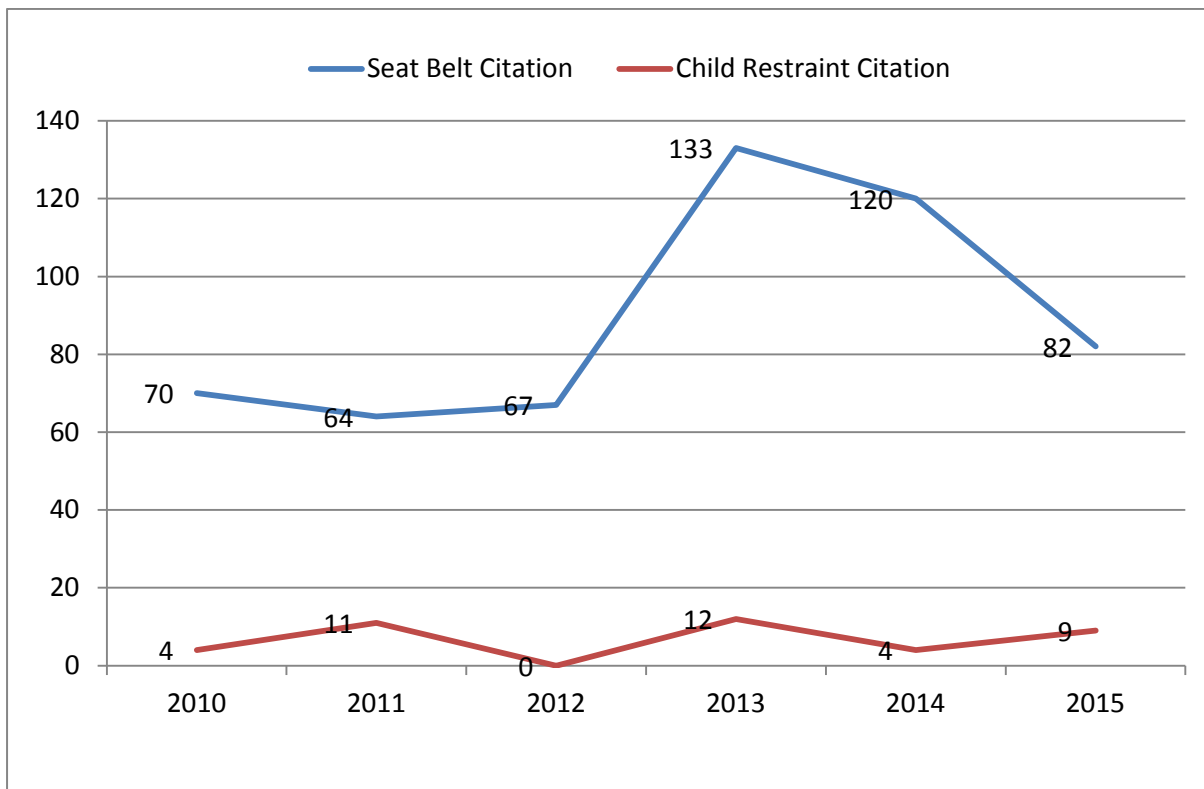
The Traffic Section, in collaboration with local non-profit organizations and civic groups continue to strive for greater awareness and compliance in regards to seatbelt and child restraint laws. The annual campaigns of the Click it or Ticket Mobilization, Buckle Up CNMI, and the Four Steps for Kids program, have proven to be an effective medium in strengthening Rota's Occupant Protection/Child Restraint program.

Through these programs officers conduct high volume traffic stops as well as an increase in public education and awareness activities. Through our community outreach programs we have been able to reach a large amount of people and increase education and awareness.

Each annual activity continues to see a rise in the number of participants. To help spread important and vital information the Traffic Section has worked with local media outlets for air and print media. It has also maintained a website under social networking sites such as Facebook and Instagram to target the younger, technologically advanced demographic.

A vast majority of the occupant protection program focused mainly on community outreach and education. This consisted of publication of banners, hand-outs, pamphlets and promotional items. Through our efforts we were able to achieve and accomplish the following for Occupant Protection and Child Restraint program for the year 2015:

1. Issued 82 citations for safety belt violations
2. Conducted 8 OP/CR Checkpoints
3. Conducted 21 OP/CR Presentations
4. Sent 5 officers to become Child Passenger Safety Technicians
5. Sent 4 officers to recertify as Child Passenger Safety Technicians
6. Sent 2 officers to attend Life Savers Conference



TRAFFIC CRASHES/FATALITIES:

Traffic crashes continue to occur despite the island’s small size. However, it should be noted that most of the traffic crashes that occur on the island are single-car crashes. Our statistics and surveys show that most of the traffic crashes generally occur in problem areas. The problem areas are due to roadway design and engineering. Numerous surveys have been conducted throughout the years to address these locations but they have fallen on deaf ears due to financial constraints on the Department of Public Works.

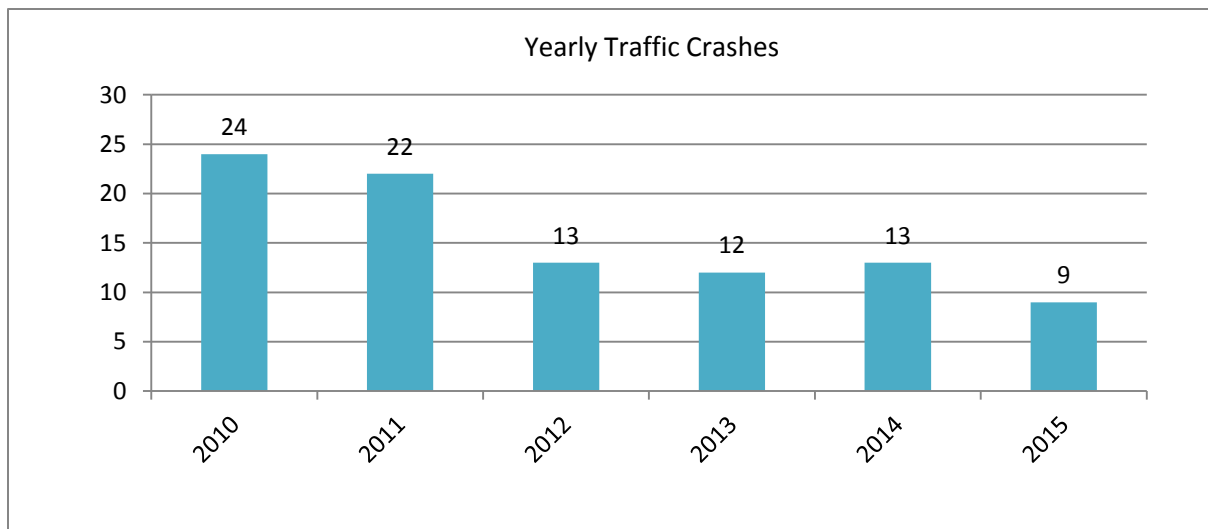
In 2015 the Traffic Section has responded to nine (9) traffic crashes so far. Of the 9 total crashes, 6 of them were single-car collisions with objects. The remaining crashes were auto-auto crashes which occurred in rural locations due to driver error. However, we have been maintaining the average number of crashes which occur per year on the island.

POLICE TRAFFIC SERVICES:

The goal of the Rota Traffic Section’s police traffic services program is to improve efficiency in the investigations of fatal or near-fatal crashes as well as enforce traffic laws on our highways and roadways by way of professional training and equipment acquisition designed to enhance and accomplish specified PTS tasks. With assistance from the Highway Safety Office, the Traffic Section has continued its efforts in achieving national goals by reinforcing its programs. The Traffic Section has conducted checkpoints, saturation patrols, drunk driving prevention, speed management and other mobilizations in the community. We have continued to focus a lot of our efforts in speed management with random laser speed enforcement at strategic and high volume areas. Speed enforcement has also been focused in school and rural areas frequented by children and adolescents.

Through our efforts we were able to accomplish the following for police traffic services in 2015:

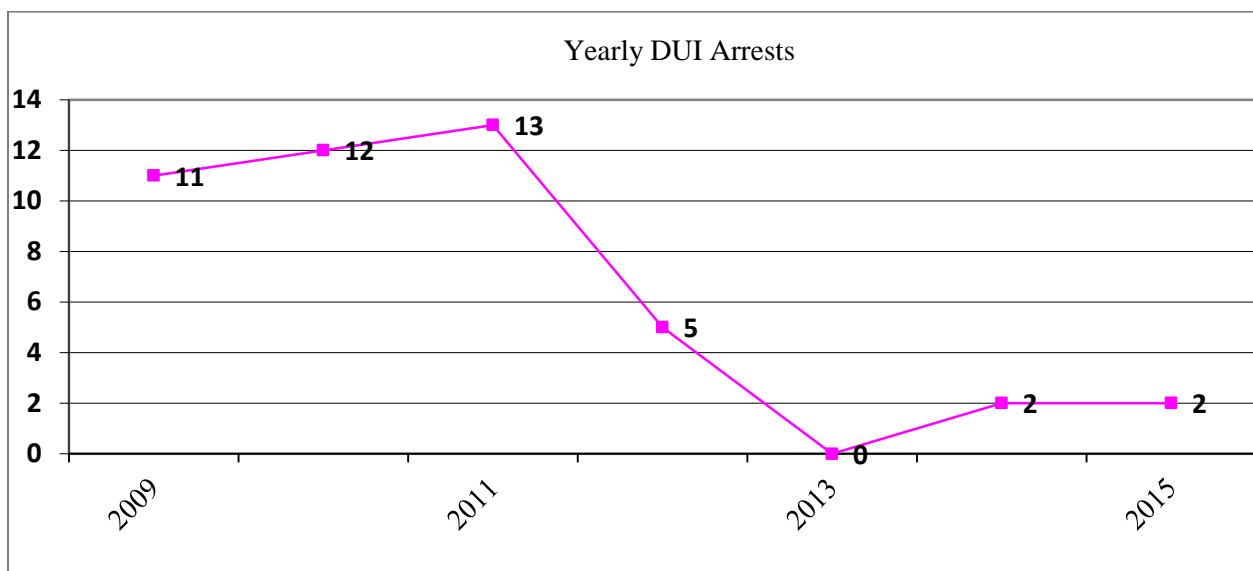
1. Bring back traffic fatalities to zero for 2015 compared to one in 2011.
2. Maintain the number of traffic crashes with serious injuries at zero for the year.
3. Acquire 2 new laser speed detector



ALCOHOL AND OTHER DRUG COUNTERMEASURES:

As with all other states and territories, Rota continues to see impaired driving as a major problem on its highways. The Rota Traffic Section continues to implement aggressive impaired driving campaigns to deter operators from driving when impaired. With innovative and educational programs targeting specific demographics we have been able to curb the number of DUI-related crashes on the island. An increase in enforcement efforts also attributed to a lower number of DUI-related crashes. However, according to recent surveys conducted by students of the local high school, many would-be offenders were deterred due to the program's Drive Sober or Get Pulled Over campaign. The success of the program is attributed to the wide range of people targeted to participate in its events.

The coalition of youth, government and civic groups along with law enforcement personnel have formed a hugely successful educational and awareness campaign. To date the Traffic Section has conducted two sobriety checkpoints with 20 more pending. These sobriety checkpoints are located in high volume and problematic areas during peak and off-peak hours. The traffic Section also enlists the aid of volunteers and student groups to assist and observe the checkpoints. This participation further educates the participants. Since we have yet to conduct our *Drive Sober or Get Pulled Over* campaign it is difficult to judge our performance for the year. We have many programs that haven't been executed yet because we are following the NHTSA communications calendar. For an explanation as to the events that occurred during the Impaired Driving Crackdown please see that section below. Through our efforts we were able to accomplish the following for alcohol and other drug countermeasures for 2015 we conducted 7 presentations on Impaired Driving.



CHECKPOINTS (SOBRIETY & OP/CR):

Checkpoints continue to serve as an effective tool for deterrence and detection of certain violations. Our goal during the 2015 Highway Safety Plan was to conduct a minimum of three safety belt checkpoints per quarter and a minimum of three sobriety checkpoints per quarter by the end of 2016. As of date we have conducted a total of 14 Occupant Protection/Child Restraint checkpoints. The checkpoints we have conducted have resulted in the community being forced to stay off the roads as they were effectively deterred from driving on the highways. This is evidenced by the number of vehicles that we have screened in certain locations. We have encountered checkpoints where no vehicles were on the highways. A group of local students conducted surveys regarding the effectiveness of checkpoints on the island. They reported that most residents would rather stay at home during the hours of checkpoint operations because they feared that they would get caught with a violation. This survey result confirmed our initial suspicions that motorists were avoiding the checkpoints by staying at home rather than taking chances on the roads.

HIGHWAYCRIMINAL INTERDICTION (HiCI) or HIGH VISIBILITY ENFORCEMENT (HVE):

Highway Criminal Interdiction (HiCI) or High Visibility Enforcement (HVE) are considered some of the most effective enforcement maneuvers on the island. Having a large group of officers conduct enforcement at the same time greatly increases our abilities as a department to effectively enforce traffic laws. The motorists get shocked at the amount of officers and vehicles out on enforcement that they tend to return home and park their vehicles. This effectively deters the public from driving impaired. During these activities teams are sent to conduct island-wide enforcement on all traffic laws. At certain times there are multiple speed monitoring sites that greatly affects the movement on the main highway.

During the operation we also conduct saturation patrols and intersection monitoring. Saturation patrols usually result in a greater deterrence factor. During 2015 we have conducted a total of thirteen (13) HiCI's or HVE's so far. These activities range in time, although most of them occurred during night hours. Most of the citations issued throughout the year are through these types of enforcement activities. We are blessed with a group of dedicated, hard-working officers. However, we are cursed with limited vehicles, fuel, and funds to conduct more enforcement activities. With an increased number of vehicles, fuel and funds we will be able to conduct more activities and be more effective.

CLICK IT OR TICKET MOBILIZATION:

During this year's mobilization conducted a total of eight (8) OP/CR checkpoints. We also conducted eight (8) presentations. Aside from enforcement and education we also conducted numerous community outreach events.

NATIONAL IMPAIRED DRIVING CRACKDOWN:

During this year's crackdown we were unable to obtain additional manpower from the other sections within the department due to many officers who were attending off-island training. The three traffic officers conducted enforcement operations during night hours. We also conducted a series of presentations about drunk driving.

CHILD PASSENGER SAFETY WEEK:

During the Child Passenger Safety Week the Traffic Section conducted several educational and public awareness programs. The Traffic Section also held several checkpoints and HiCI operations to enforce seatbelt and child restraint laws. The Traffic Section capped off the program with holding a Child Restraint Check-up Event. CPS Technicians conducted a total of 38 seat checks.

THANKSGIVING HOLIDAY TRAVEL:

We plan to conduct a total of three High Visibility Enforcement operations and two Sobriety checkpoints right around the Thanksgiving holiday. We hope that with our focus on enforcement during this week the community will respond positively and there will be no impaired driving incidences. We are also holding our sports tournament during this week to keep the community from engaging in drinking activities.

PRE-HOLIDAY SEASON & HOLIDAY SEASON:

The 4D committee has scheduled numerous events for this year's campaign. Our campaign began since October 31, 2015 and will last through the first week of January. We have scheduled numerous HVE operations as well as checkpoint sites. We also have scheduled several community oriented events. Another successful event that is being held during this campaign is the 7th Annual 3D Sports Tournament.

Through a collaboration with the Public School System we were able to secure the Rota High School gymnasium to utilize during the tournament. The tournament consists of a volleyball and basketball tournament. All participants of the various events are required to fill out a baseline and ending survey as the program progresses. We intend to use these surveys to collect and report data to the State Epidemiological Profile as well as to use it to enhance our programs.

AREAS OF CONCERN:

In order to excel and achieve greater success we find that there are certain areas of concern that must be addressed in order for the section to reach its goals. A big issue that hinders the success of the programs is the shortage in fuel. We believe that with additional fuel during HVE operations we will be able to achieve greater success than in the past. Another area of concern is the need for a structure to house/store our vehicles and equipment. Our checkpoint trailer is evidence of the deterioration that happens when it is left exposed to the elements.

Also, the two Kawasaki Vulcan motorcycles have suffered the same fate as they were exposed to the weather due to a lack of housing. Lastly, we believe that with additional manpower dedicated to the section we will be able to strive for higher and loftier goals and achieve. As it is now, the three personnel within the section must accomplish all the section requires on their own and it sometimes hinders some of the programs within the section. An additional two to three personnel should suffice wherein we could split responsibility of certain programs to each officer. That way the workload would lessen. Despite these concerns the Traffic Section remains committed to achieving and surpassing the goals it has set and continues to strive for excellence.

CONCLUSION:

Although the island of Rota is a small community, the Traffic Section aims at providing it with the best in police traffic services it can render. Officers assigned to the section continue to strive for excellence in their duties as they serve their community. Through the various programs it has implemented, the Traffic Section has forged a bond with the community unlike any other. The popularity and effectiveness of its programs allow the Traffic Section to reach all age groups and demographics to better educate and inform. This enables the flow of information to go uninterrupted and allow for a greater success of its programs and activities.

Despite a lack of funding and manpower the officers within the section continue to improve the programs in which they are mandated to carry out. The dedication of these officers is noteworthy and commendable. The Traffic Section is gradually increasing its efforts to better spread information through technology based concepts. The remoteness of the island and the limited resources it has hindered most of the program's success compared to their counterparts in Saipan and the mainland. However, the Traffic Section has formulated avenues in which to address advertisements and paid media challenges.

In collaboration with civic groups and private entities, the Traffic Section is looking towards producing their own public service announcements and air commercials through the government run cable channel. In conclusion, despite the challenges this small section may face it continues to achieve excellence in regards to its programs in the most effective and efficient manner. I hope that the information I have provided is of use. I thank you for your continued support of the Luta Traffic Section and its programs and look forward to future endeavors. Should you have any questions or concerns please contact me at 532-9530 or through email at jmanglona@dps.gov.mp.

Emergency Medical Services Program

On January 25, 2015 the former Department of Public Safety's Fire Division became a Department and now is known as the Department of Fire and Emergency Medical Services (DFEMS). While we are gradually transitioning into the new Department we were held back by multiple typhoons and internet blackout few months ago and currently we are still recovering from Super Typhoon Soudelor that swept through the Marianas on August 2, 2015. Despite with all the complications and the separation the DFEMS Office of the EMS continue Partnering with the Department of Public Safety's Office of Highway Safety in providing Traffic- related training and certification courses for EMS/Rescue personnel in the islands of Saipan, Tinian and Rota. At present we have 76 personnel on the island Saipan, 11 in Tinian, and 5 on the island of Rota who are currently certified in Basic Life Support (BLS) Pre-Hospital Trauma Life Support (PHTLS) and Pediatric Education for Pre-hospital Professionals (PEPP) All personnel will be up for renewal in the year 2017.

The newly Commissioner of the Department of Fire and Emergency Medical Services Mr. Claudio K. Norita appointed a Training Coordinator to strictly focus on Training specifically to ensure all EMS/Rescue personnel are up to date with their trainings, certifications and maintaining their life saving skills. On January 2015, (1) personnel from the Islands of Rota, (2) from Tinian and two (2) from Saipan were re-certified. At the same time, (1) new additional Technician from Saipan was certified as Child Passenger Safety Technician.

This year's Emergency Medical Services (EMS) Week Theme (EMS STRONG) was publicized by the 2015 EMS WEEK Committee which consist of the Department of Fire and Emergency Medical Services, Department of Public Safety Traffic Section Aircraft Rescue Firefighters (ARFF), Private Ambulance Companies such as St. Michael Medical Response, Priority Care, Red Cross, Northern Marianas Coalition Against Domestic and Sexual Violence and other Private Clinics. As a result of this year's "EMS STRONG" campaign Hundreds of Personnel from the Hotel industry, Public Schools Systems, Local stores, and members of the community were trained and certified in Cardio-Pulmonary Resuscitation (CPR) through the American Heart Association.

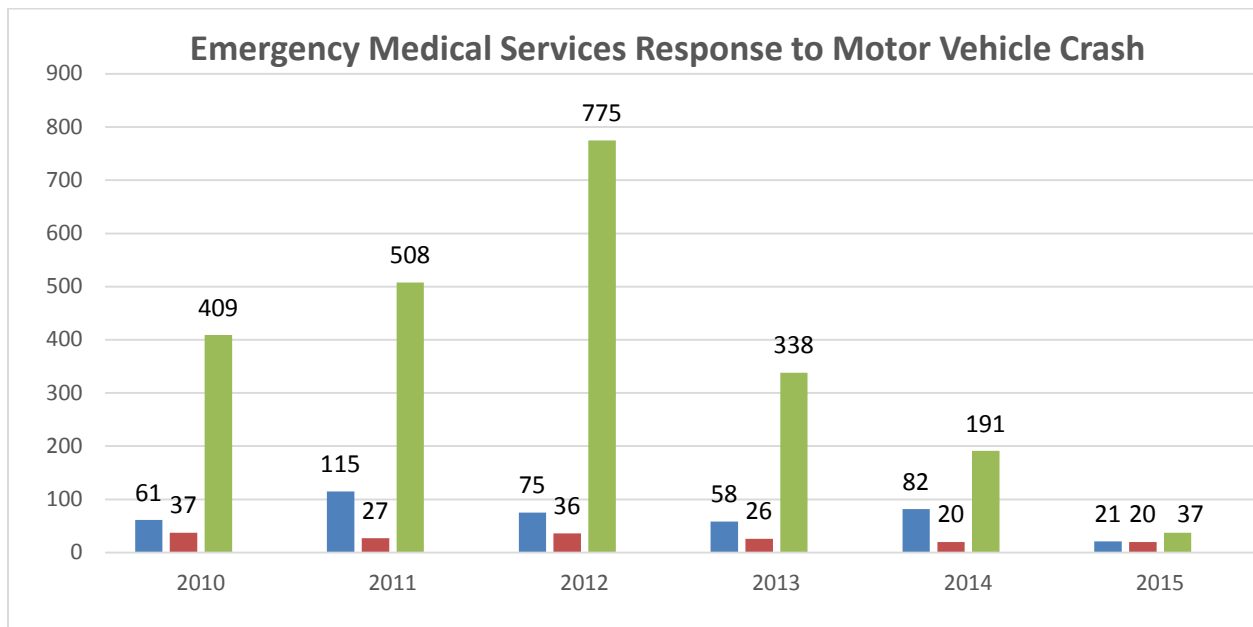
Numerous Safety and Health, presentations were conducted at the Elementary Schools. All of these training, certifications and presentations were conducted on all three Islands Saipan, Tinian and Rota. CPR Instructors were sent to Rota and Tinian to assist on the campaign. The Department of Fire and Emergency Medical Services, Office of EMS has successfully conducted numerous traffic safety and EMS public education injury prevention campaigns in collaboration with the traffic section pertains to motor vehicle crashes or traffic-related incidents.

We continue to partner with our stakeholders to provide innovative and alternative public education programs to the communities, citizens, and visitors in the islands of Saipan, Rota, and Tinian to reduce the need for emergency medical services which are crucial to preventing and reducing motor vehicle crashes or traffic-related injuries by keeping the public informed and educated on these issues. We continue to invest in advertising via all media outlets, radio and television airtime as well as billboards and signs placed throughout the island.

Every year the Department of Fire and Emergency Medical Services partners with the Department of Public Safety’s Traffic Section on the Annual Drunk and Drugged Driving (3D) Prevention Month and the Click It or Ticket campaign. The Office of EMS has been actively involved in these campaigns every year to include our EMTs being trained and certified as Child Passenger Safety Technicians.

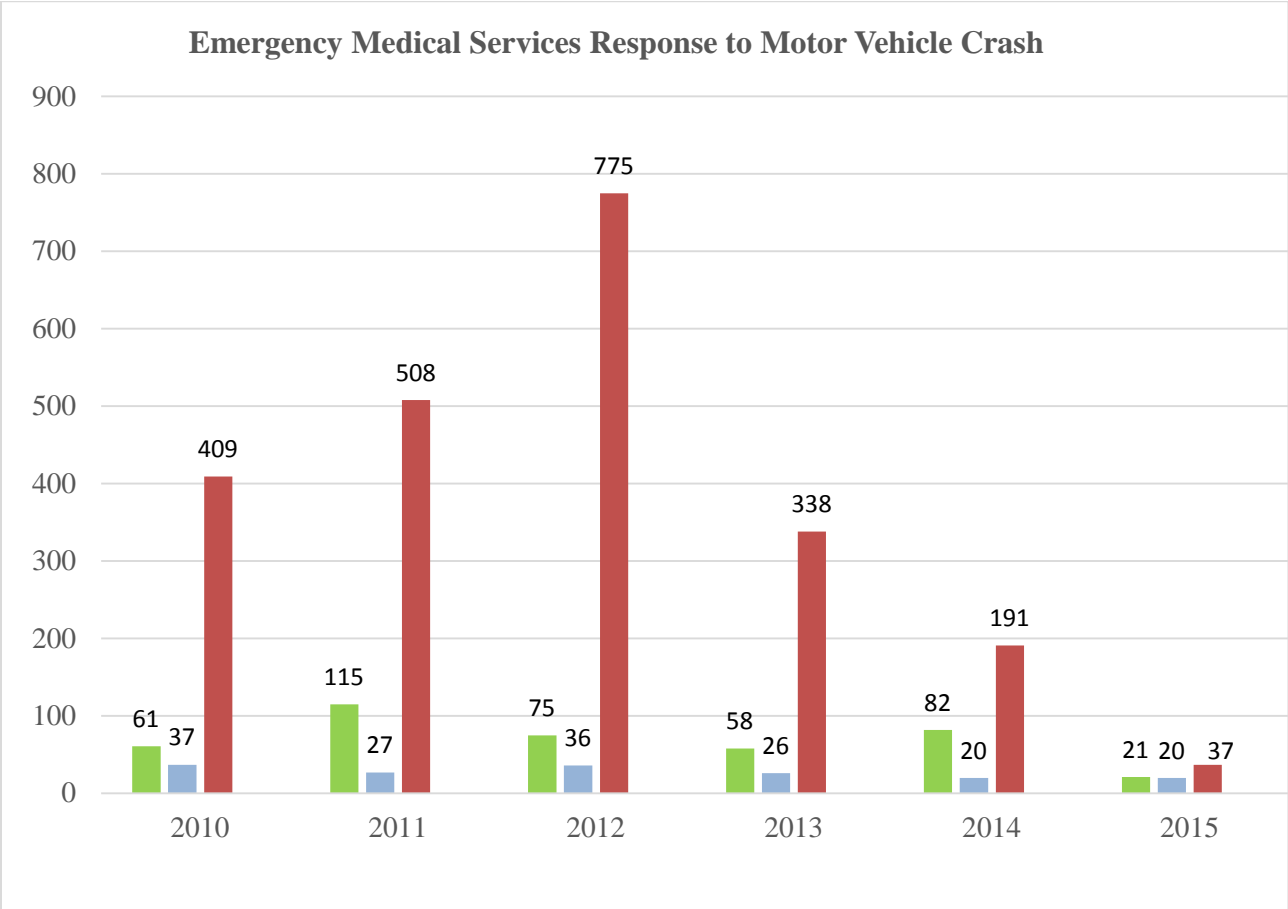
Emergency Medical Services Summary of activities response to Motor Vehicle Crash (MVC)

<u>Year</u>	<u>2011</u>	<u>2012</u>	<u>2013</u>	<u>2014</u>	<u>2015</u>
<i>Motor Vehicle Crash to MVC:</i>	169	135	139	156	164
<i>Patient Transported from MVC:</i>	132	107	97	129	134
<i>Ambulance Response to MVC:</i>	154	135	112	147	133



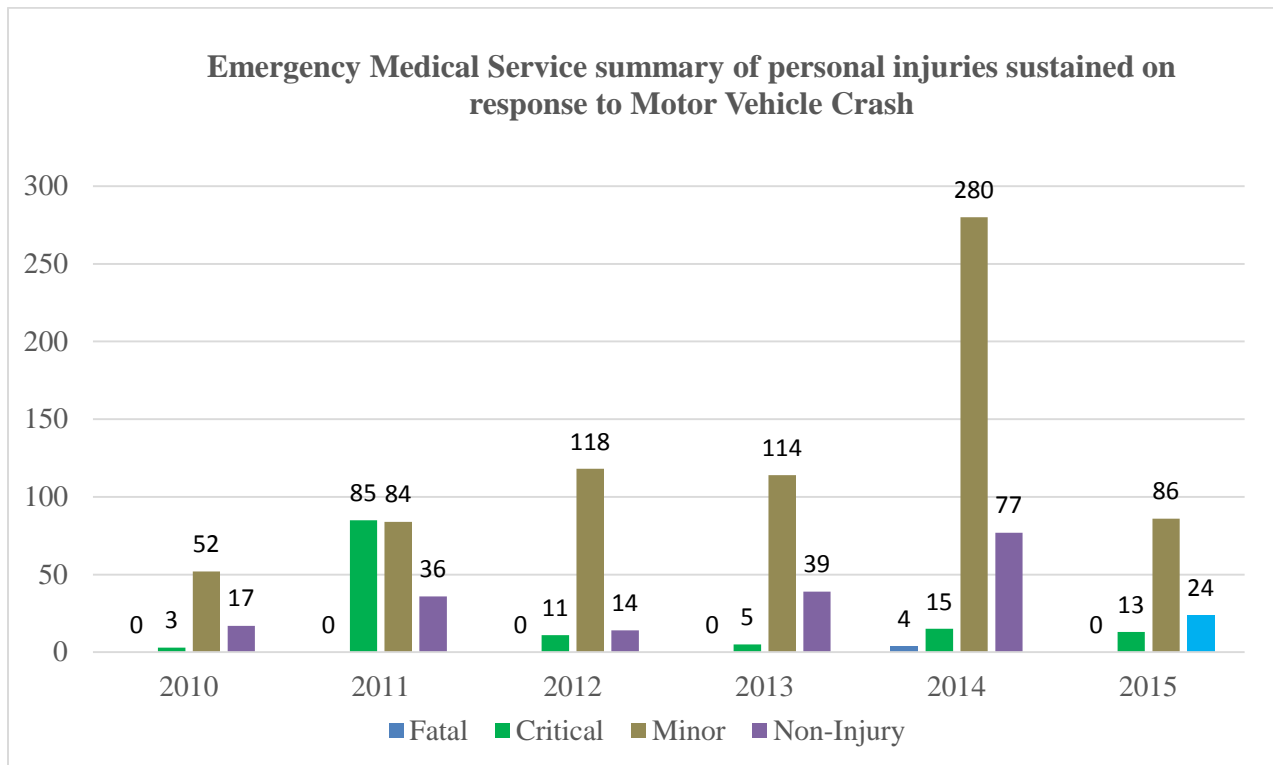
Emergency Medical Services Summary of activities response to Motor Vehicle Crash (MVC)

<u>Year</u>	<u>2011</u>	<u>2012</u>	<u>2013</u>	<u>2014</u>	<u>2015</u>
<i>Rescue Response to MVC:</i>	115	75	58	82	21
<i>Suppression Response to MVC:</i>	27	36	26	20	20
<i>Medic Response-Rescue Assist:</i>	508	775	338	191	37



Emergency Medical Services summary of personal injuries sustained response to Motor Vehicle Crash (MVC).

<u>Year</u>	<u>2010</u>	<u>2011</u>	<u>2012</u>	<u>2013</u>	<u>2014</u>	<u>2015</u>
<i>Fatal:</i>	0	0	0	0	4	0
<i>Critical:</i>	3	85	11	5	15	13
<i>Minor:</i>	52	84	118	114	280	86
<i>Non-Injury:</i>	17	36	14	39	77	24



Paid Media

The CNMI Department of Public Safety continues to utilize public and private media maximizing usage as our major communication outlets in providing public information and education outreach activities through local newspapers, local magazines, church bulletin (Sunday issues), various radio stations (am/fm), television station, and electronic messaging signboard to include distribution of highway Safety messages poster, flyers and brochures.

ATTITUDINAL AWARENESS SURVEYS

(NHTSA) "Behavior and Attitude Studies" on

Impaired Driving, Belt Use and Speeding

(Combined survey for Saipan, Tinian and Rota)

SEAT BELT – DRIVER LICENSING OFFICE SURVEY

This Driver Licensing Office is assisting in a study *about safety belts in CNMI*. Your answers to the following questions are voluntary and anonymous. Please complete the survey and give it back to surveyor. Thank you!

1. **Your sex:** (68) Male (68) Female
2. **Your age:** (1) 16-20, (16) Under 21 (28)21-25 (31) 26-39 (31)35-49 (12)50-59 (2)60 Plus
3. **Your race:** (20) White (13) Black (24) Asian (2) Native American (53) Other (Chamorro, Filipino, Nepalese, Bangladesh).
4. **Are you of Spanish/Hispanic origin?** (56)Yes (53)No
5. **Your Zip Code:** (n/a) 96950, (55) 96951 and (n/a) 96952
6. **About how many miles did you drive last year?**
(18) Less than 5,000 (41) 5,000 to 10,000, (33)10,001 to 15,000, (38) More than 15,000
7. **What type of vehicle do you drive most often?**
(44) Passenger car (43) Pickup truck (15) Sport utility vehicle (9)Mini-van (11)Full-van, (6) Other
8. **How often do you use safety belts when you drive or ride in a car, van, sport utility vehicle or pick up?**
(63) Always (39)Nearly always (19)Sometimes (11)Seldom (2)Never
9. **Do you think that it is important for police to enforce the safety belt law?**
(139) Yes (38) No
10. **What do you think the chances are of getting a ticket if you don't wear your safety belt?**
(62) Always (43) Nearly Always (23) Sometimes (3) Seldom (2) Never
11. **Do you think the safety belt law in the CNMI is enforced:**
(117) Very strictly (41) Somewhat strictly (21) Not very strictly (1)Rarely (0) Not at all
12. **Have you ever received a ticket for not wearing your safety belt?**
(56) Yes (74)No
13. **In the past month, have you seen or heard about police enforcement focused on safety belt use?**
(77) Yes (54) No

14. In the past month, have you experienced police enforcement activities looking at safety belt use?

(81) Yes (46) No

15. Have you recently read, seen, or heard anything about safety belts in CNMI?

(66)Yes (63) No

If yes, where did you see or hear about it? (Check all that apply):

(33) Newspaper (23) Radio (4) TV (22) Billboards (23) Brochure (27) Police Enforcement
(1)Other

If yes, what did it say? Buckle up CNMI! Or Click It or Ticket

16. Have you recently read, seen, or heard anything about wearing a safety belt and riding in a pickup truck?

(86) Yes (43) No

17. Do you know the name of any safety belt program(s) in CNMI? (check all that apply):

(64) Buckle Up CNMI (18) Buckle up in Your Truck (49) Click It or Ticket (8) Operation Stay Alive.

SPEEDING - DRIVER LICENSING OFFICE SURVEY

This Driver Licensing Office is assisting in a study about Speeding in the CNMI. Your answers to the following questions are voluntary and anonymous. Please complete the survey and give back to surveyor. Thank you!

1. Your gender: (64) Male (56) Female

2. Your age: (15)16-20 (13) 21-25 (32) 26-34 (29) 35-39 (19) 40-49 (16) 50-59 (10) 60 Plus

3. Your Zip Code: (n/a) 96950 (55) 96951 and (n/a) 96952

4. What type of vehicle do you drive most often?

(35) Car (32) Van (26) Sport Utility Vehicle (SUV) (33) Pick-up truck (2) Other

5. Miles driven in the last 12 months: n/a

6. How often do you use seat belts when you drive or ride in a car, van, sport utility vehicle or pick up?

(91) Always (17) Nearly always (12) Sometimes (0) Seldom (0) Never

7. How often do you travel above the posted speed limit?

(29) Very often (22) Somewhat often (28) Not very often (28) Rarely (13) Not at all

8. Do you feel unsafe sharing the road with drivers who speed? (97)Yes (23) No

9. What do you think the chances are of getting a ticket if you drive over the speed limit?

(55) Very Likely (33) Somewhat Likely (15) Likely (7) Unlikely (5) Very Unlikely

10. In the past 30 days, have you received a speeding ticket?

(7)Yes (112) No

11. In the past 30 days, has anyone you know received a speeding ticket?

(16)Yes (104) No

12. Do you think State/Local police enforce speeding laws:

(68)Very strictly (37) Somewhat strictly (13) Not very strictly (2) Rarely (2) Not at all

13. Do you think local police enforce speeding laws:

(66) Very Strictly (39) Somewhat Strictly (12) Not Very Strictly (1) Rarely (2) Not at all

14. Do you think the penalties for speeding are:

(25) Too severe (127) About right (19) Not severe enough (9) Don't know

15. Have you recently read, seen, or heard anything about speed enforcement?

(79)Yes (39) No

If yes, where did you read, see or hear about it? (Check all that apply):

(34) Newspaper (28) Radio (24) TV (9) Poster (25) Brochure (31) Police checkpoint
(68) Other's.

What did you read, see or hear? n/a

ALCOHOL - DRIVER LICENSING OFFICE SURVEY

This Driver Licensing Office is assisting in a study about Alcohol and Driving in CNMI. Your answers to the following questions are voluntary and anonymous. Please complete the survey and give it back to surveyor Thank you!

1. **Your sex:** (86) Male (163) Female
2. **Your age:** (16) 16-20 (25) 21-25 (35) 26-34 (49) 35-49 (25) 50-59 (15) 60 Plus
3. **Your race:** (16) White (6) Black (55) Asian (4) Native American (76) Other: Chamorro, Filipino, Nepalese, Bangladesh
4. **Are you of Spanish/Hispanic origin?** (52) Yes (100) No
5. **Your Zip Code:** (n/a) 96950 (55) 96951
6. **How often do you use seat belts when you drive or ride in a car, van, sport utility vehicle or pick up?**
(105) Always (30) Nearly always (19) Sometimes (12) Seldom (3) Never
7. **In the past 30 days, how many times have you driven a motor vehicle within 2 hours after drinking alcoholic beverages?** (166) number of times and (20) I DO NOT DRINK
8. **What do you think the chances are of someone getting arrested if they drive after drinking?**
(52) Always (37) Nearly Always (34) Sometimes (15) Seldom (21) Never
9. **Compared with 3 months ago, are you now driving after drinking?** (check one)
(9) More often (26) Less often (18) About the same (47) I never drive after drinking
(64) I DO NOT DRINK
10. **Do you think the police enforce the drinking and driving laws:**
(69) Very strictly (46) Somewhat strictly (27) Not very strictly (12) Rarely (11) Not at all
11. **Do you think the penalties for alcohol-impaired driving are:**
(39) Too strict (73) About right (29) Not strict enough (20) Don't know
12. **In the past 30 days, have you gone thru a police checkpoint targeting alcohol-impaired drivers?**
(43) Yes (101) No

13. Have you recently read, seen, or heard anything about alcohol-impaired driving (or drunk driving) in the CNMI?

(117) Yes (44) No

If yes, where did you see or hear about it? (Check all that apply):

(48) Newspaper (34) Radio (24) TV (32) Poster (29) Brochure (35) Police checkpoint (6)
Other's

14. Do you know the name of any alcohol-impaired driving enforcement program(s) in the CNMI ?

* Still, the CNMI Department of Public Safety on Saipan, Tinian and Rota continue to enforce the DUI violations or other related under the DPS Traffic Section for all (3) islands.

(check all that apply):

(82) You Drink & Drive, You Lose (62) Drunk Driving, Over the Limit Under Arrest (63)
Friends Don't Let Friends Drive Drunk (76) *Drive Sober or Get Pulled Over (4D's, Drunk, Drugged, Distracted and Drowsy Driving).*

Financial Section Fiscal Year 2015 National Highway Traffic Safety Administration

Section 402 Funding: Highway Safety Programs Funding

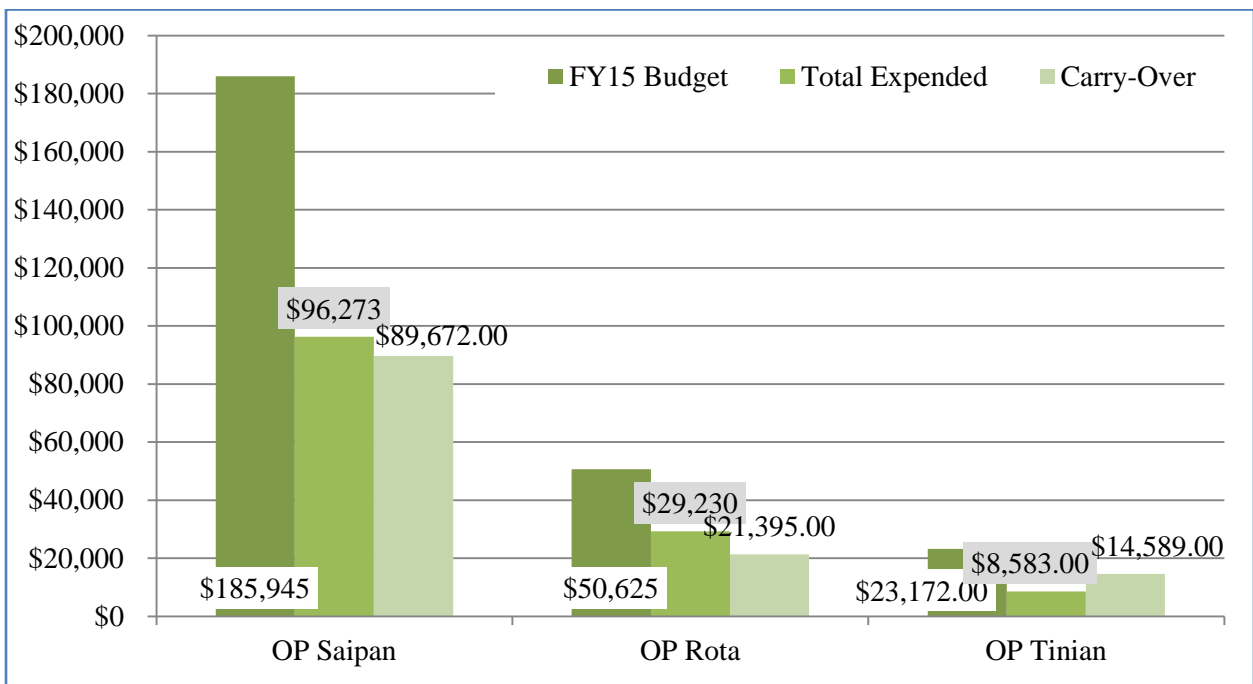
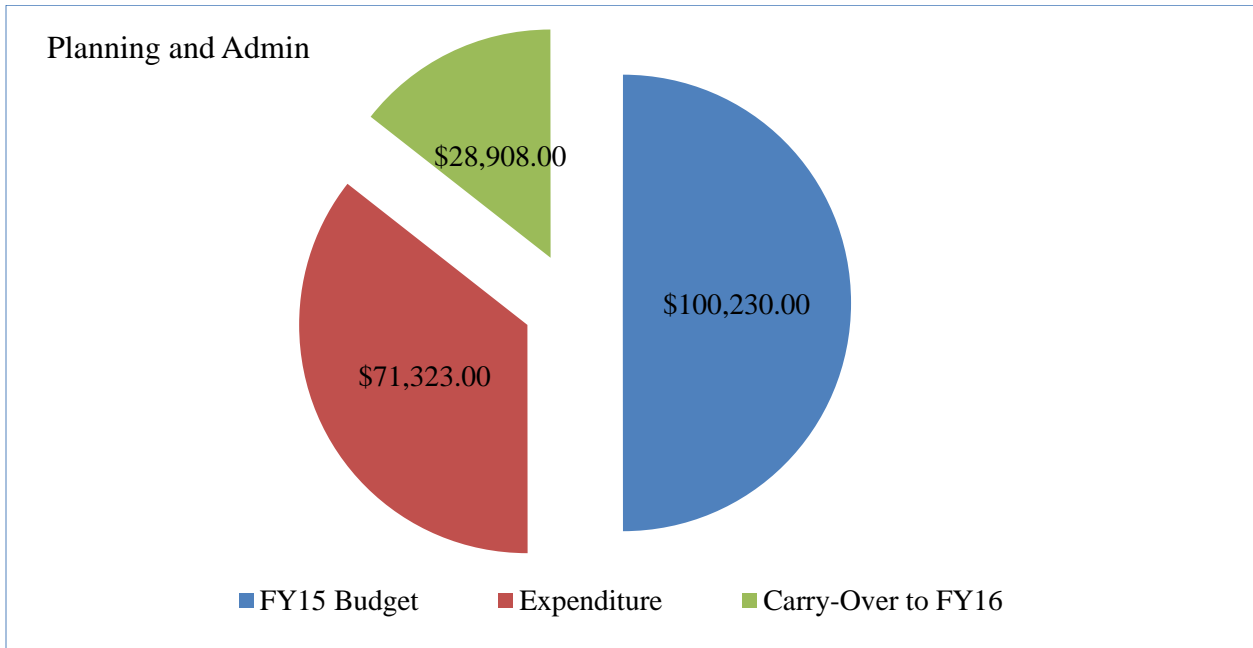
- *Total 402 Approved*
- *Total 402 Expenditure*
- *Carry-Over to FY16 Est.*

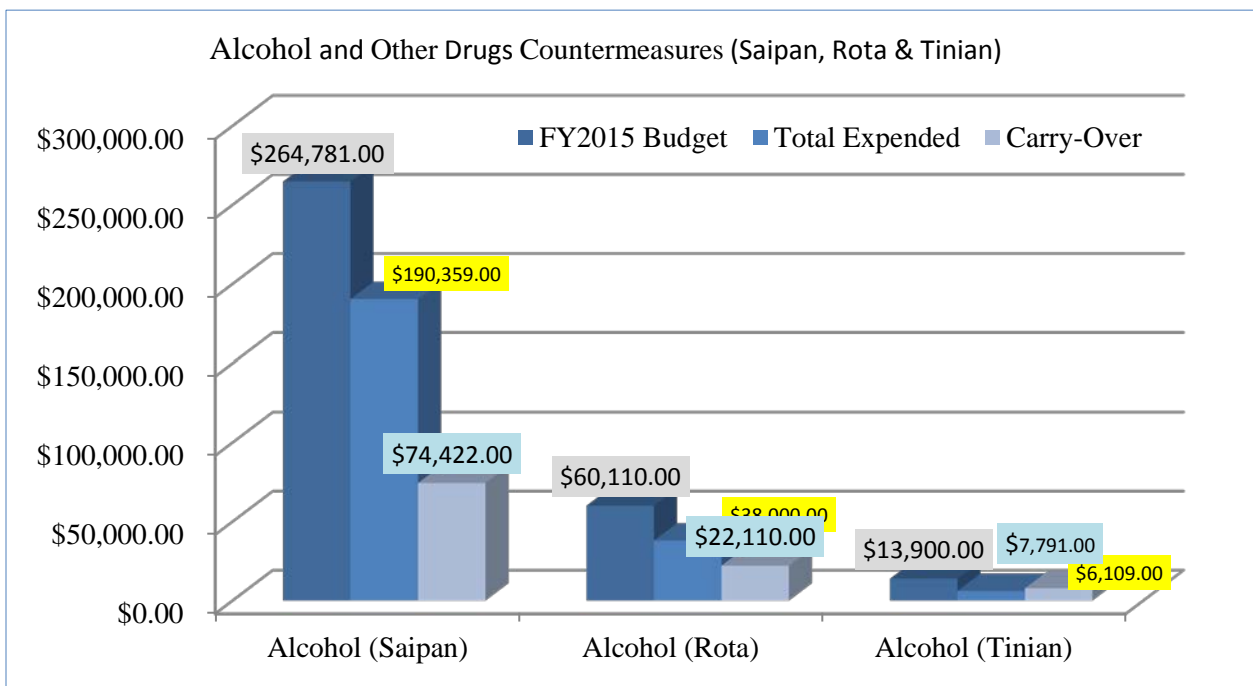
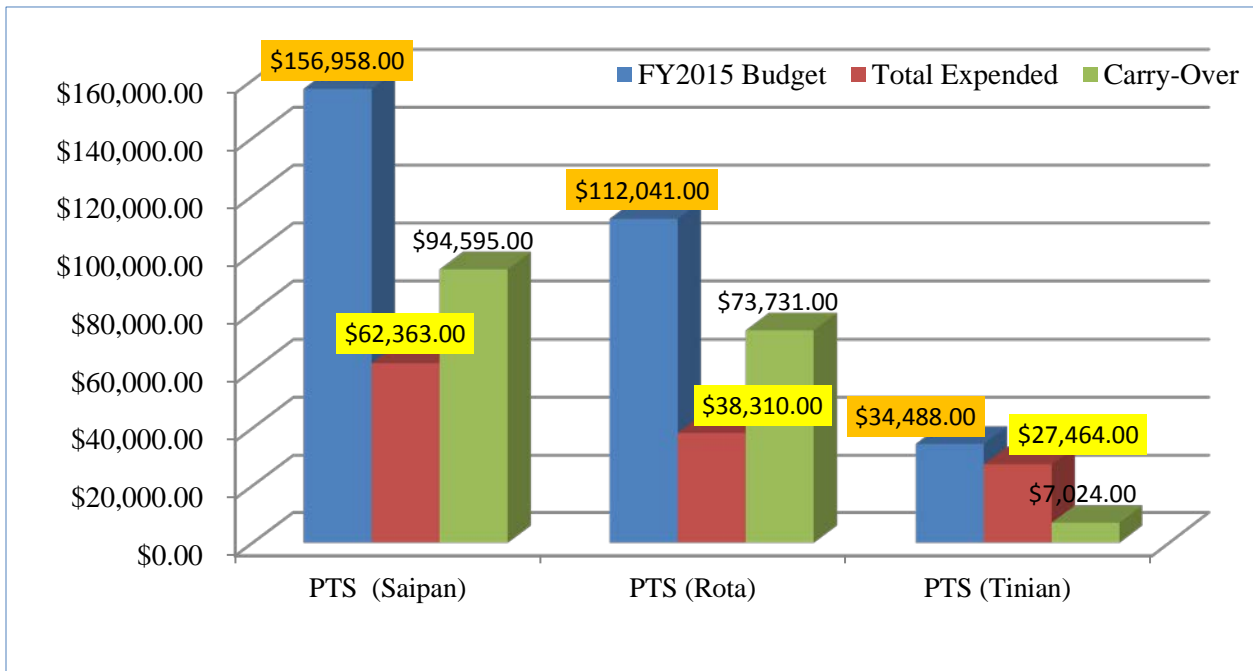
- *Safety Belt (406)*
- *MAP21 405c Data Improvement*

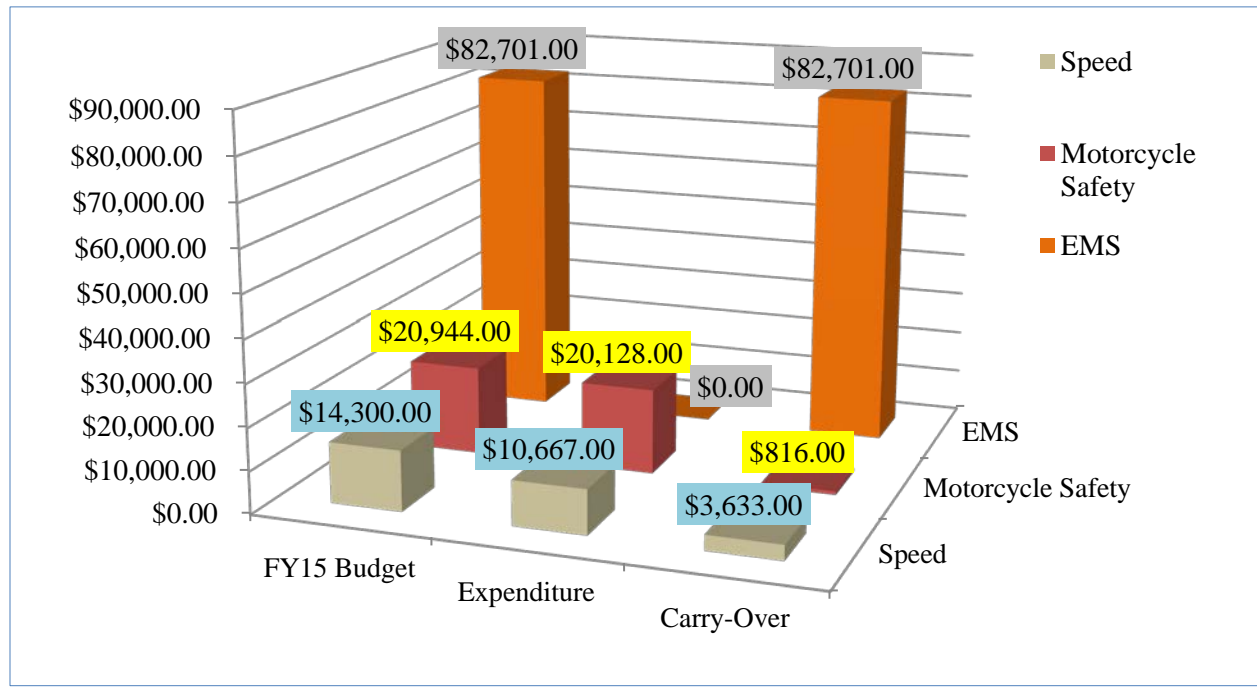
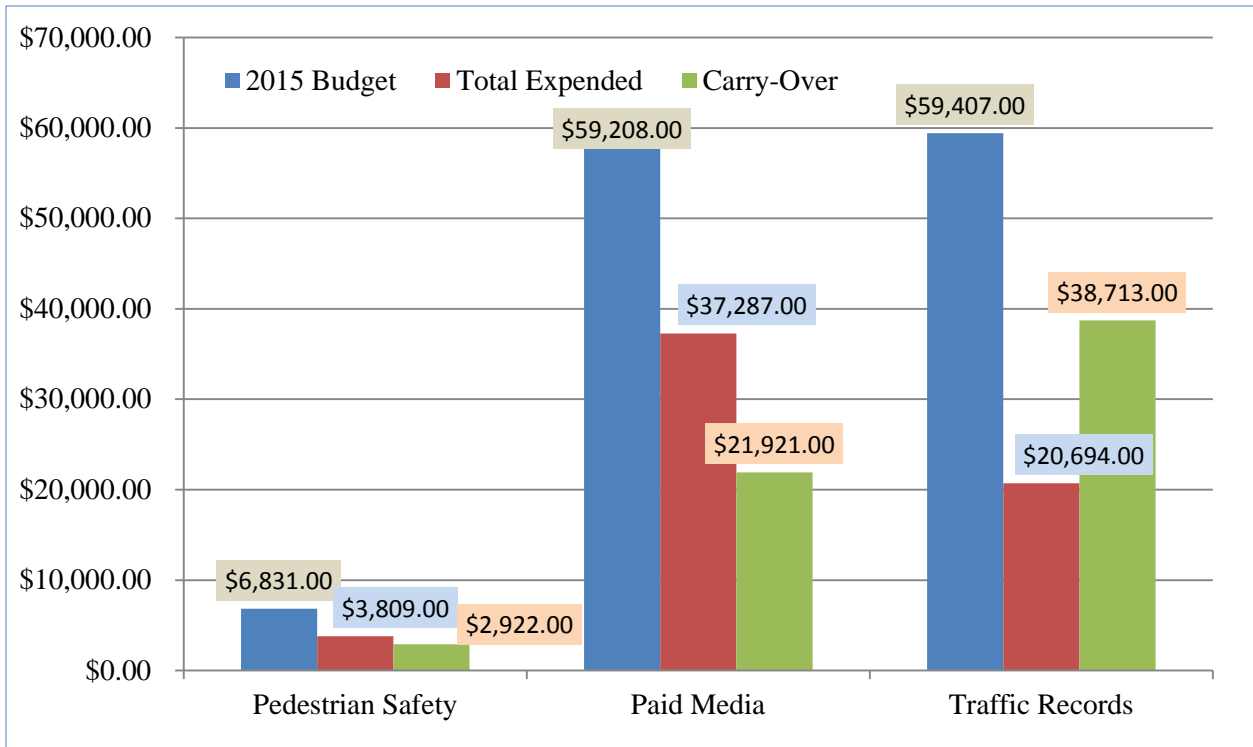
FY2015 NHTSA Financial Report as of December 21, 2015 (FY15+FY14 Carry-Over)

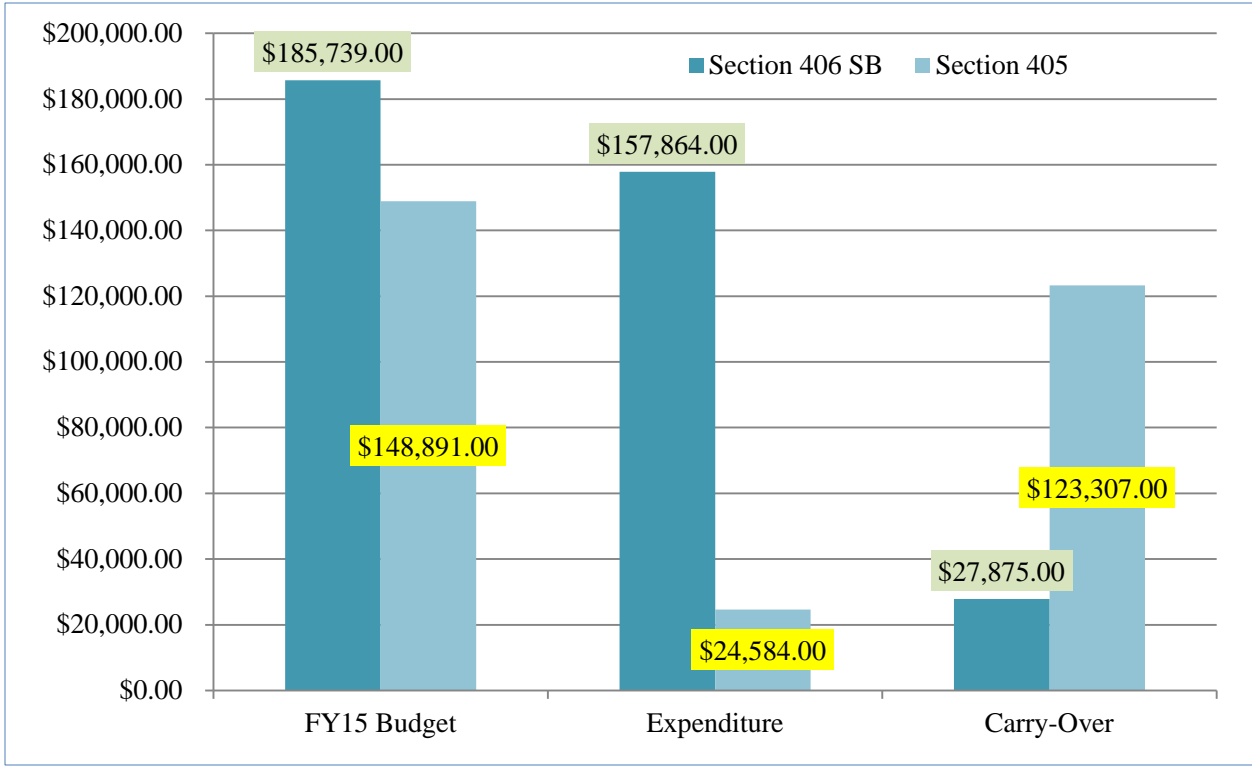
<u>Program</u>	<u>Fiscal Year 2015</u>	<u>Total Expended</u>	<u>Carry-Over to FY16 Est</u>
Planning and Administration	\$100,230.00	\$71,323.00	\$28,908.00
Occupant Protection (Saipan)	\$185,945.00	\$96,273.00	\$89,672.00
Occupant Protection (Rota)	\$50,625.00	\$29,230.00	\$21,395.00
Occupant Protection (Tinian)	\$34,488.00	\$27,464.00	\$7,024.00
Police Traffic Services (Saipan)	\$156,958.00	\$62,363.00	\$94,595.00
Police Traffic Services (Rota)	\$112,041.00	\$38,310.00	\$73,731.00
Police Traffic Services (Tinian)	\$34,488.00	\$27,464.00	\$7,024.00
Alcohol (Saipan)	\$264,781.00	\$190,359.00	\$74,422.00
Alcohol (Rota)	\$60,110.00	\$38,000.00	\$22,110.00
Alcohol (Tinian)	\$13,900.00	\$6,109.00	\$7,791.00
Pedestrian Safety	\$6,831.00	\$3,809.00	\$2,922.00
Paid Media	\$59,208.00	\$37,287.00	\$21,921.00
Traffic Records	\$59,402.00	\$20,694.00	\$38,713.00
Speed	\$14,300.00	\$10,667.00	\$3,633.00
Motorcycle Safety	\$20,944.00	\$20,128.00	\$816.00
Emergency Medical Services	\$82,701.00	\$0.00	\$82,701.00
Section 406 SB	\$185,739.00	\$157,864.00	\$27,875.00
Section 405	\$148,891.00	\$25,584.00	\$123,307.00

The following Charts/Graphs represent FY15 Total Funding and Expenditure for Planning and Administration and Occupant Protection for Saipan, Tinian and Rota:











DEPARTMENT OF PUBLIC SAFETY
COMMONWEALTH OF THE NORTHERN MARIANA ISLANDS
Jose M. Sablan Building



Caller Box 10007 Susupe, Saipan, MP 96950
Telephone: (670) 664-9000 (24 Hours) Facsimile: (670) 664-9141

12/28/2015

Chris Murphy
Regional Administrator
United States Department
Of Transportation
National Highway Traffic Safety
Administration
201 Mission Street, Suite 2230
San Francisco, CA 94105

Dear Mr. Murphy:

The CNMI Department of Public Safety hereby submits the Highway Safety Program Annual Report for calendar year 2015. The DPS Highway Safety Office achieved numerous objectives and goals and has utilized the grant funding to ensure a safer CNMI. We hope that our report meets your expectation and approval.

I would like to extend my sincere appreciation to you and your staff for working closely and for providing assistance to the DPS Highway Safety Office staff throughout this year.

On behalf of the entire Department of Public Safety personnel, I would like to wish you and your staff Happy Holidays. May the New Year bring us all good health and prosperity.

Sincerely,

Robert A. Gutierrez
Acting Commissioner, Department Public Safety
Governor's Highway Safety Representative