

AMERICAN SAMOA

HIGHWAY SAFETY ANNUAL REPORT

FEDERAL FISCAL YEAR 2018



“ PEOPLE SAVING PEOPLE “



PREPARED FOR:
U.S. DEPARTMENT OF TRANSPORTATION
NATIONAL HIGHWAY TRAFFIC SAFETY ADMINISTRATION

**American Samoa
Highway Safety Annual Report
Federal Fiscal Year 2018**

Prepared for:

**U. S. Department of Transportation
National Highway Traffic Safety Administration**

Developed and Presented by:

**The American Samoa Government
Department of Public Safety
Office of Highway Safety
Pago Pago, AS 96799**



December 31, 2018



HON. LOLO M. MOLIGA
Governor

HON. LEMANU P. MAUGA
Lt. Governor

DEPARTMENT OF PUBLIC SAFETY
AMERICAN SAMOA GOVERNMENT
P.O Box 1086, Pago Pago, American Samoa 96799
Telephone: (684) 633-1111 * Fax No.: (684) 633-7296



HTC. LE'I S. THOMPSON
Commissioner

FALANA'T. SAGAPOLUTELE
Deputy Commissioner

Office of the Commissioner

Serial: 118-2018

December 31, 2018

Chris Murphy
Regional Administrator
National Highway Traffic Safety
Administration Region IX
650 Capital Mall, Suite 8-600 1600
Sacramento, CA 95814

Dear Chris Murphy;

I am pleased to present the American Samoa's Annual Report for the federal fiscal year 2018 Highway Safety Program activities.

This report provides an overview of the American Samoa use of the NHTSA FY 2018 funds and the approved carry forward funds from the previous years. Our program goals and accomplishments are presented as defined in our FY 2018 Highway Safety Plan. We achieved and made progress in reaching out to the community once again and implement more Police Officer's Training this year.

On behalf of the Department of Public Safety and our Office of Highway Safety staff, I would like to thank you for continuing to support our Highway Safety Programs.

Wish you and your staff a prosperous New Year.

Sincerely,

HTC LE'I SONNY THOMPSON
Commissioner of Public Safety
Governor's Representative for Highway Safety

Attachment

**Department of Public Safety
Office of Highway Safety**

Le'i Sonny Thompson

Commissioner / Governor's Representative for Traffic
Safety, Department of Public Safety

Office of Highway Safety Staff

Sinatoga L. Moliga, Program Coordinator

Olive Leulu, Finance Manager

Fa'amoana "Ina" Roe, Traffic Records Program Manager

David G. Bird, Occupant Protection Program Manager

Penikila Solomona, Alcohol/Youth Program Manager

Emelio Fruean, Police Traffic Services/Speed Control Program Manager

Consultant, Traffic Records Coordinator/ Crash Data Management

Table of Contents

Table of Contents.....	4
List of Figures.....	5
Annual Meetings, Conferences, Training and Development.....	6-9
Executive Summary	10
1.0 Highway Safety in American Samoa	11
1.2 Core Performance Measures.....	12
2.0 Trends in American Samoa Highway Safety Data, 2013 - 2018	13
2.1 Core Performance Measures.....	13-16
2.2 Program Area Performance Measures.....	16-19
3.0 Programs and Projects.....	20
3.1 Program Management.....	20
3.2 Alcohol Enforcement	21
3.3 Occupant Protection	21
3.4 Police Traffic Services	22
3.5 Traffic Records.....	23-24
3.6 FY 2018 Financial Report Summary.....	25

List of Figures

Figure 1. Number of Fatalities

Figure 2. Number of Serious Injuries

Figure 3. Number of Pedestrian Fatalities

Figure 4. Number of Persons Injured

Figure 5. Total Number of Crashes

Figure 6. Alcohol Related Crashes

Figure 7. Number of Impaired Driving Arrests

Figure 8. Observed Seatbelt Usage

Figure 9. Number of Seatbelt Citations Issued

Figure 10. Number of Speed Citations Issued

Annual Meetings, Conferences, Training & Development

Pre Highway Safety Meeting in Sacramento, CA 2018




TRCC Forum in Milwaukee, WI 2018




Click it or Ticket National Campaign Wave 2018



American Samoa Child Passenger Safety Week




Department of Public Safety Patrol and Traffic Officers Conducting Speed Enforcement along the Highway



Traffic and Patrol Division Conducted Sobriety Checkpoints and Roadblocks during DSOGPO Enforcement 2017 December FY 2018





ARIDE/SFST Training Course, AS



Executive Summary

Federal Fiscal Year (FFY) 2018 Accomplishments

OHS funded DPS Enforcements activities by months are as follow

- Alcohol Enforcement (AL)- January
- Speed/ Alcohol Enforcement (SC) - February to April
- CIOT - Seatbelt Enforcement (OP) - May & June
- Speed / Alcohol Enforcement - July
- Speed / Alcohol Enforcement - August & September
- Occupant Protection (OP) - September & November
- Alcohol Enforcement (AL) - October & December

- Decreased DUI related fatalities to zero.
- American Samoa has significantly increased in seat belt usage to 93% with its New Survey Design approved by NHTSA.
- More than 86 car seats were distributed during fitting station in September.
- 30 Officers successfully completed the ARIDE and SFST in American Samoa conducted by four Instructors from Gilbert PD.

1.0 Highway Safety in American Samoa

1.1 Introduction

The American Samoa Highway Safety Program is administered by the Department of Public Safety, Office of Highway Safety. The Commissioner of Public Safety, HTC Le'i Sonny Thompson is the Governor's Representative, and Mrs. Sinatoga L. Moliga is the Territory Highway Safety Coordinator.

Mission

The mission of the American Samoa Office of Highway Safety is to reduce the traffic crashes, traffic fatalities, injuries, and property damage on the American Samoa roadways, and to create a safer environment for motorists, passengers, and pedestrians.

Goals

Goals for this Federal Fiscal Year 2018 Annual Report are set and committed to in the 2018 Highway Safety Plan.

1.2 Core Performance Measures

Table 1 provides detail in key areas of the American Samoa highway safety trends from 2013 to 2018.

Table 1. Traffic Safety Trends in American Samoa (2013-2018)

Crash / Data Trends	Progress Report Data 2013-2018					
	2013	2014	2015	2016	2017	2018
C-1-Traffic Fatalities	2	2	2	0	2	0
C-2-Serious Traffic Injuries (Incapacitating)	1	1	1	1	16	0
C-3-Fatalities/VMT Total	N/A	N/A	N/A	N/A	N/A	N/A
C-3-Fatalities/VMT - Rural	N/A	N/A	N/A	N/A	N/A	N/A
C-3-Fatalities/VMT - Urban	N/A	N/A	N/A	N/A	N/A	N/A
C-4-Unrestrained Passenger Vehicle Occupant Fatalities in all seating positions	1	0	1	0	0	0
C-5-Alcohol Impaired Fatalities	1	0	0	0	0	0
C-6-Speeding Related Fatalities	1	0	2	0	0	0
C-7-Motorcyclist Fatalities	0	0	1	0	0	0
C-8-Unhelmeted Motorcyclist Fatalities	0	0	0	1	0	0
C-9-Drivers Age 20 or younger involved in fatal crashes	0	0	1	0	0	0
C-10-Pedestrian Fatalities	0	0	1	0	0	0
C-11-Bicyclist Fatalities	0	0	0	0	0	0
B-1 Observed seat belt use of in passenger vehicle	77%	77%	77%	83%	85%	93%
A-1 Seat belt citations issued during grant Funded enforcement activities	NC	1139	1085	912	934	688
A-2 Impaired driving arrests made during grant funded enforcement activities	106	117	76	34	36	184
A-3 Speeding citations issued during grant Funded enforcement activities	1770	1961	1268	326	285	545
Total Crashes	590	680	544	691	730	121
Number of persons injured	68	108	76	130	143	5
Alcohol related crashes	66	48	10	17	14	0
Alcohol related injuries	53	78	74	83	83	0
Total DUI Arrests	106	117	76	34	36	1
Child restraint citations	N/A	193	167	164	23	247
Speed related crashes (by community municipality)	4	0	2	3	3	0

OSCAR data started NA=Not Available, N/A=Not Applicable, NC=Not Collected

2.0 Trends in American Samoa Highway Safety Data, 2013 - 2018

The following figures provide “Core Performance Measures” that the Governors Highway Safety Association and the National Highway Traffic Safety Administration recommended.

2.1 Core Performance Measures

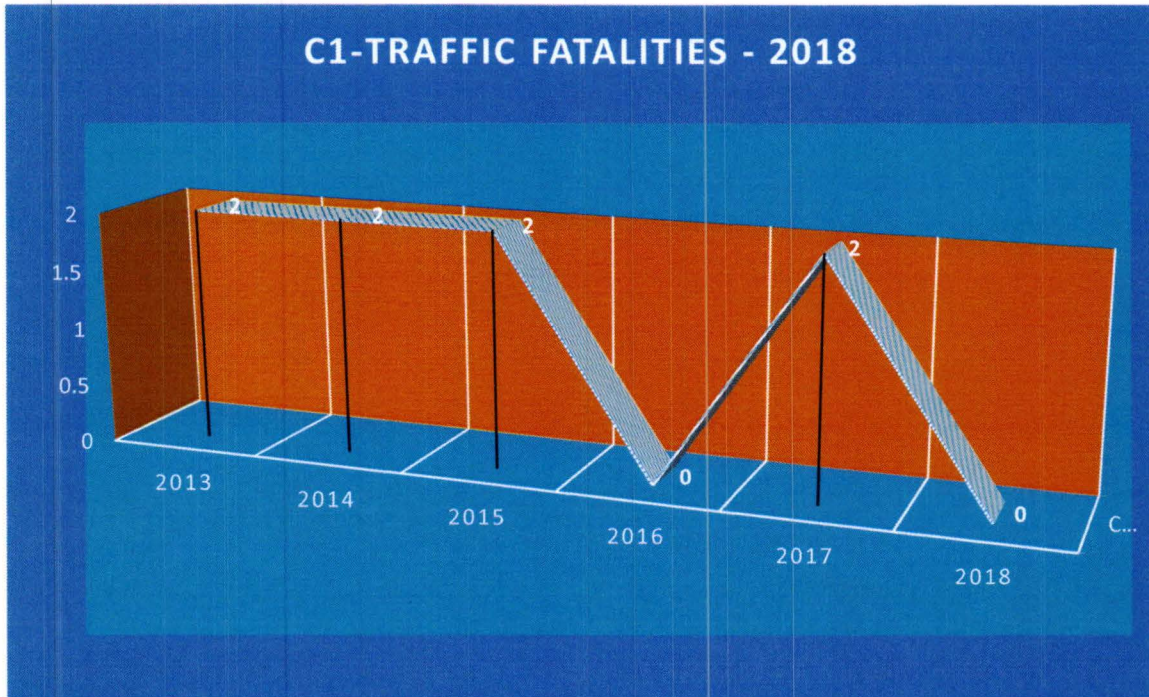


Figure 1. Number of Fatalities

American Samoa goal was to reduce total fatalities by 50% from 2 to 1 from calendar base year average of 2011-2015 by FY 2018. As a result in FY 2018, there were zero fatality. FY 2018 Core Performance Measures met. Impaired Driving has increased with drugged driving been identified as a problem in FFY 2013 to 2015. With the support of Law Enforcement Campaign of DSOGPO and continue to provide community outreach for Public Schools and Villages organization it decreased to zero Traffic Fatalities in FFY 2016. FY 2018 maintained Traffic Fatalities at zero.

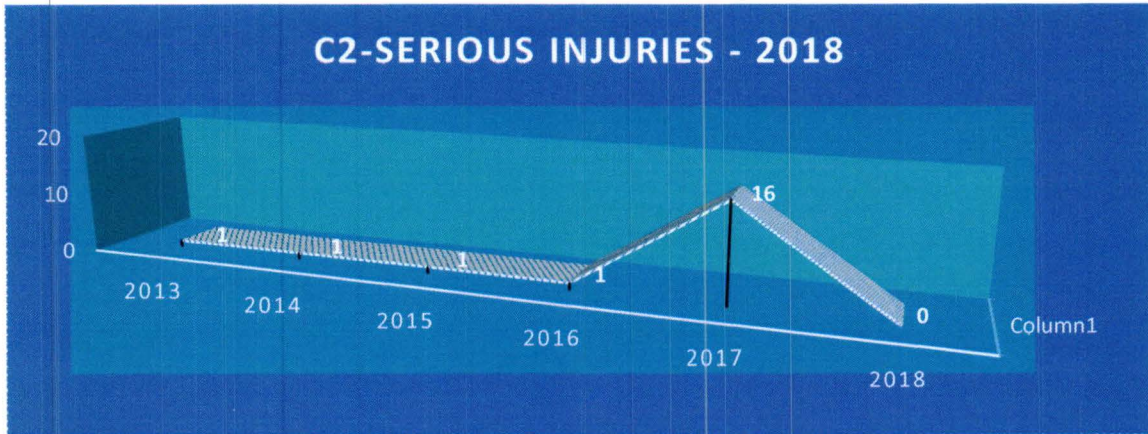


Figure 2. Number of Serious Injuries

American Samoa's goal is to reduce serious traffic injuries by 66% from an average of 3 to 1 using 2011 to 2015 calendar base year to 2018. Motor vehicle related injury crashes have been steadily decreasing in American Samoa. The American Samoa Office of Highway Safety goal was to decrease serious traffic injuries during FY 2018 to zero fatalities. As a result, American Samoa Office of Highway Safety will continue its effort to maintain zero fatality.

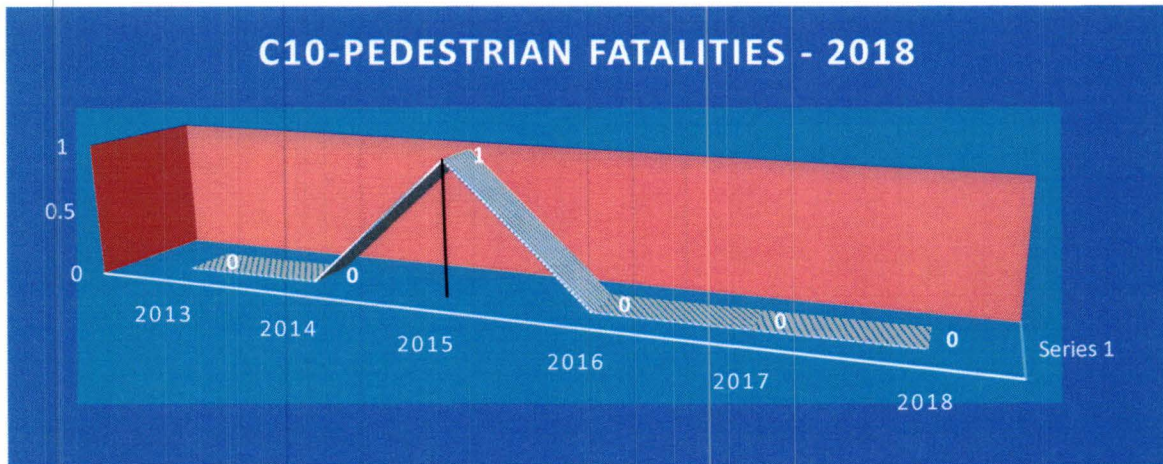


Figure 3. Number of Pedestrian Fatalities

American Samoa maintains zero Pedestrian fatalities from calendar base year 2011 to 2015. FY 2013 to FY 2018 show's a significant steady trend of American Samoa Pedestrian Fatality to zero percent. Only in FY 2015 that American Samoa had only 1 fatality. The Department of Public Safety, Office of Highway Safety assisted the Public and Private Schools by monitoring school bus routings, at bus stops/shelters, drop-off & pick-up areas and pedestrian crosswalks during morning and after school hours in the effort of educating students, parents and school staff on safety issues to maintain the number of fatalities at zero in FY 2018.

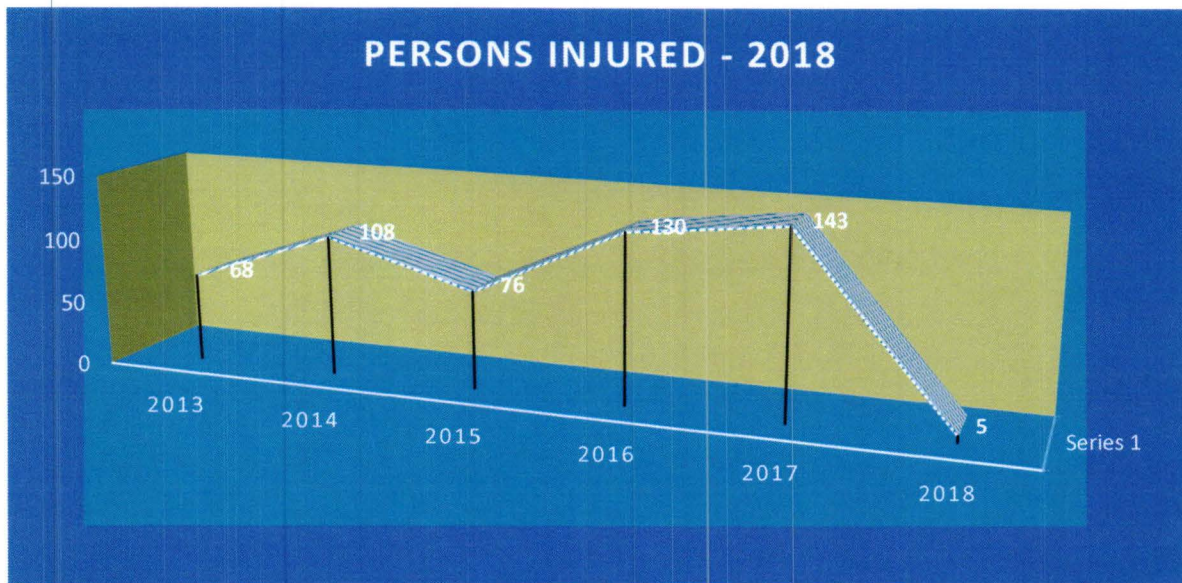


Figure 4. Number of Persons Injured

Since FY 2013, FY 2017 showed the highest occurrences of injury crashes and persons injured from vehicle crashes. In FY 2017, there was a slight increase in number of persons injured in motor vehicle crashes. As a result in FY 2018, there were only five traffic injuries. These statistics shows that motorists continue to violate traffic laws and authorities are performing their duties by enforcing the traffic laws to keep all motorists safe through conducting our High Visibility Enforcement day and night. With the assistance of U.S. Department of Transportation and National Highway Traffic Safety Administration, American Samoa Department of Public Safety will continue to strive to meet the next challenges in traffic safety on our highways and sustain our primary goals of reducing the traffic crashes involving injuries & fatalities and keep our highways safe. The Department of Public Safety with Office of Highway Safety has worked closely to raise public awareness through paid media advertising and spreading the message on local cable television channels, newspaper, and radio station.

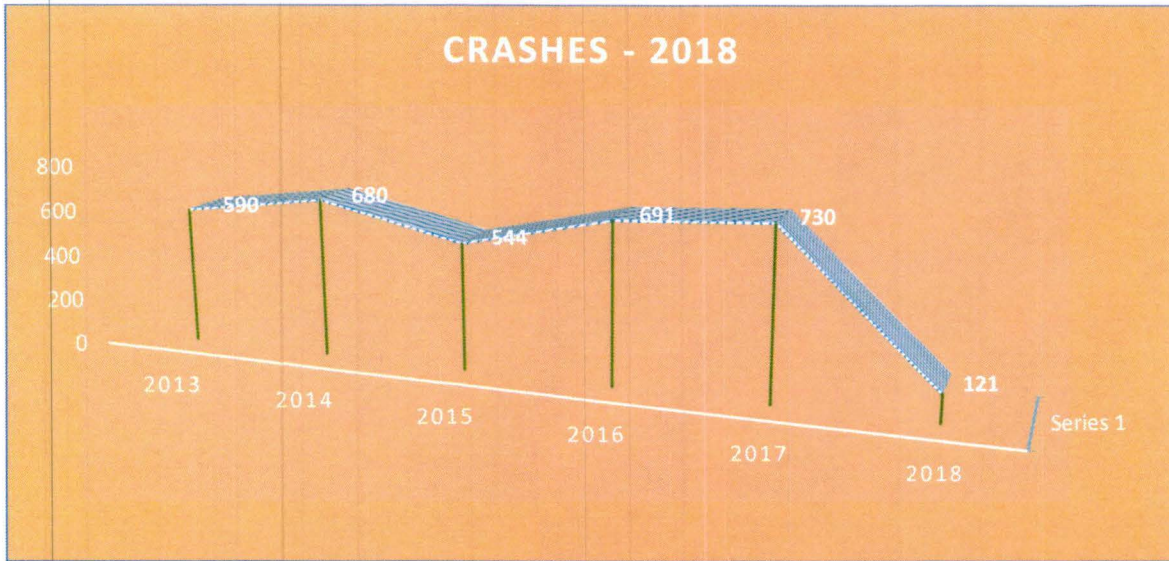


Figure 5. Total Number of crashes.

The goal of American Samoa Office of Highway Safety is to decrease American Samoa’s traffic crashes annually. As depicted in Figure 5 traffic crashes in American Samoa gradually increased from FY 2016 to FY 2017. Total crashes in FY 2018 were the fewest annually as compared to all annual crashes beginning from FY 2013. American Samoa Department of Public Safety will continue its day and night enforcement activities with the help of the Villages curfews to prevent crashes. With assistance from the Highway Safety Office, the Traffic and Patrol Section has continued its efforts in achieving national goals by reinforcing its programs. The Highway Patrol Section has conducted checkpoints, saturation patrols, drunk driving prevention, speed management and other mobilizations in the community. An increase in enforcement efforts also attributed to a lower number of crashes.

2.2 Program Area Performance Measures

Impaired Driving

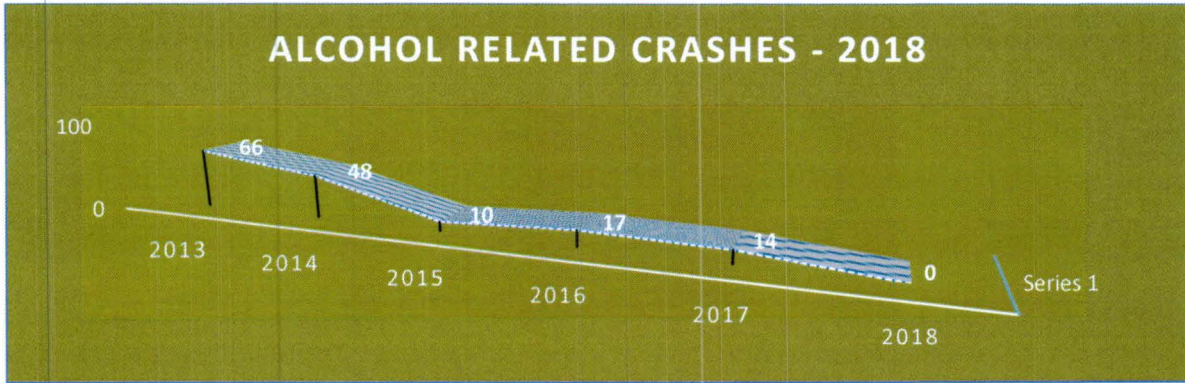


Figure 6. Alcohol Related Crashes

American Samoa continues to maintain zero alcohol related crashes. American Samoa Office of Highway Safety with Department of Public Safety goal is to reduce alcohol related crashes 100% from 1 to 0 by 2018 using 2011-2015 calendar base year. As a result in FY 2018, there were zero Alcohol related crashes. The American Samoa Office of Highway Safety continued to work with the media to provide the most effective way of informing the public through local newspapers, magazines, radio and television stations about DGOGPO “Drive Sober or Get Pulled Over” campaign and the importance of not drinking and driving message.

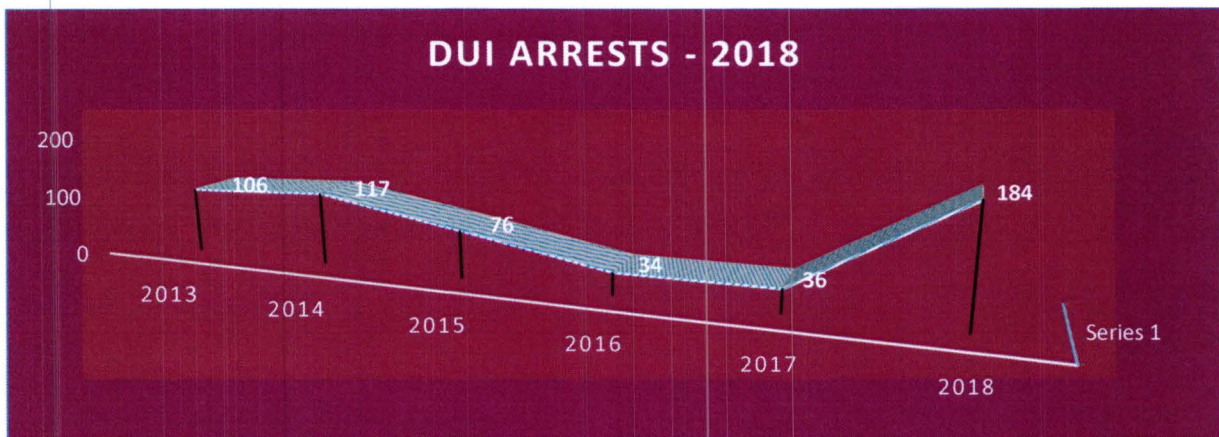


Figure 7. Number of Impaired Driving Arrests

The American Samoa Office of Highway Safety, Department of Public Safety, Traffic and Patrol sections conducted (5) Sobriety checkpoints in the Fiscal Year 2018 as of October 2017 through September 2018 and recorded a total of 184 DUI arrests from variety enforcement. Our goal is to conduct an adequate amount of checkpoints during our mobilizations to ensure that we meet our objectives as stated in the Highway Safety Plan. Department of Public Safety, Traffic and Patrol Section continues to conduct their High Visibility Enforcement throughout the Island and spreading the word out through the media such as Television channel, newspaper advertisements and radio stations to drop the number of DUI arrests.

Occupant Protection

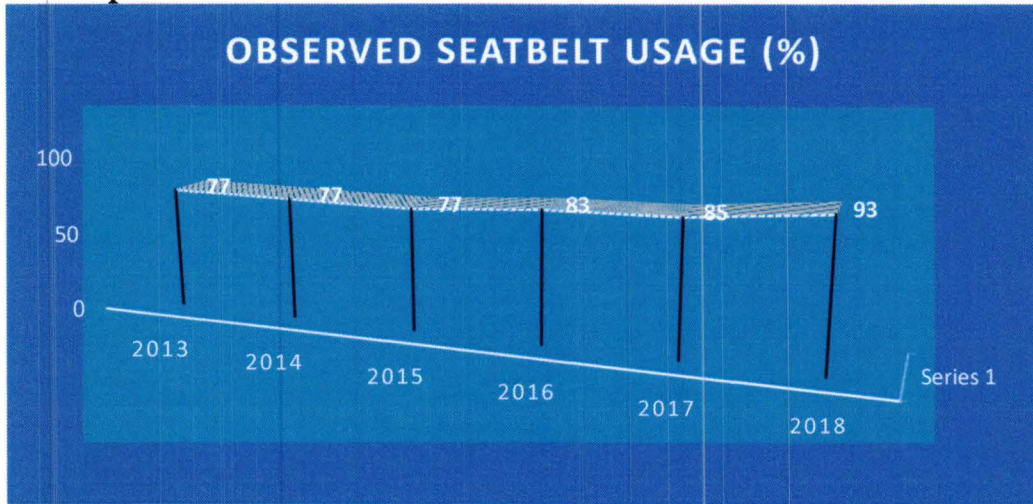


Figure 8. Observed Seatbelt Usage

American Samoa has made a great accomplishment in reaching the national usage level for NHTSA with a 93% usage for American Samoa. A significant increase from the previous years (2011-2015) of 77% average. Increased enforcement of seat belt law during the national “Click It or Ticket” enforcement mobilization and CPS Week. American Samoa Office of Highway Safety will continue to monitor and emphasize through enforcement and media campaign through local newspapers, television channel and radio stations about the importance of Buckle Up for Belt Up for Life.

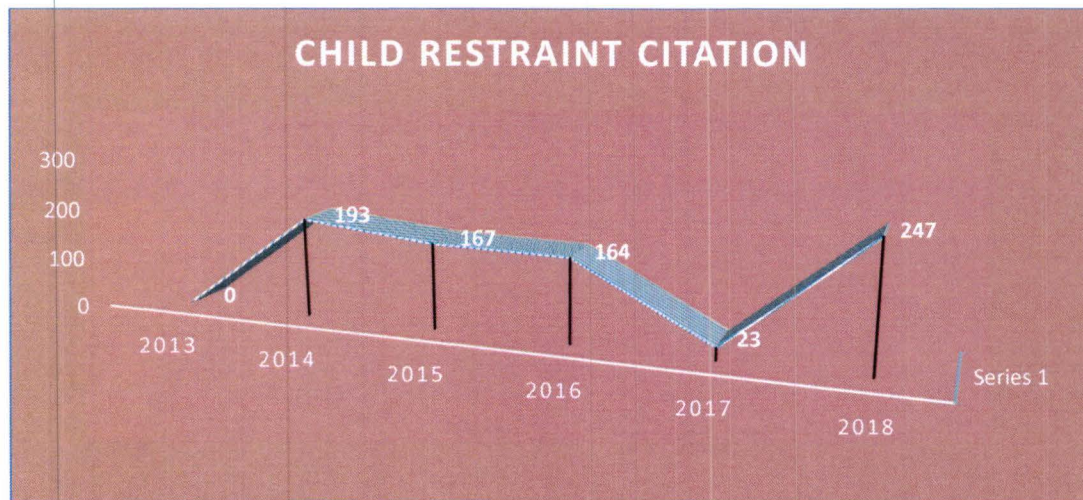


Figure 9. Number of Seatbelt Citations Issued (2013 was not observed)

The American Samoa Office of Highway Safety with Department of Public Safety, Traffic and Patrol sections continue to educate parents on Child Passenger Safety through High

Visibility Enforcement Campaign -Click it or Ticket it Mobilization. Office of Highway Safety Child Passenger Safety Technicians had a Fitting Station and approximately over 86 car seats distributed and installed by the Technicians and parents during the fitting station. Office of Highway Safety will also send off-island Child Passenger Safety Technicians to be re-certified in the upcoming Fiscal Year. There were 247 numbers of seatbelt citations issued for FY 2018.

Speed

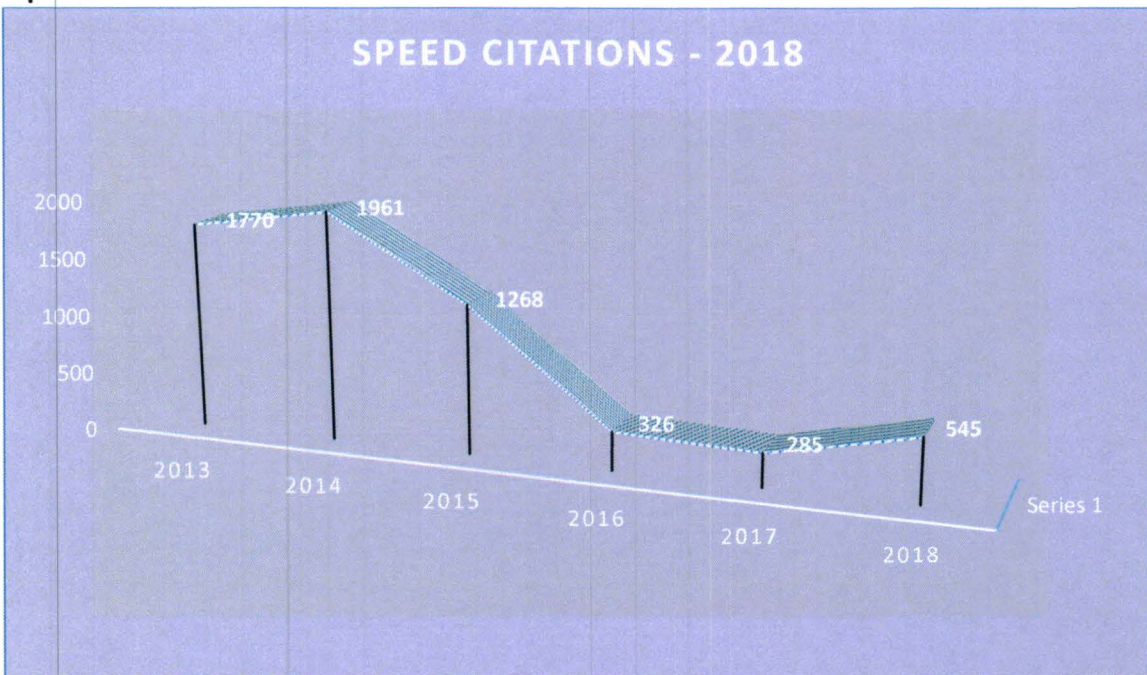


Figure 10. Number of Speed Citations Issued

American Samoa Office of Highway Safety traffic citation records indicate that Police Traffic Services issued total of 1770 traffic citations in year 2013 as compared to 285 citations in 2017. These statistics shows that motorists continue to violate traffic laws and authorities are performing their duties by enforcing the traffic laws to keep all motorists safe. These statistics proves that American Samoa Department of Public Safety Office of Highway Safety has yet to meet all Goals and Objectives of FY 2018. American Samoa Department of Public Safety and Office of Highway Safety will continue to educate and enforce our traffic laws aggressively and strive to meet the next challenges in traffic safety on our highways and sustain our primary goals of reducing the traffic crashes involving injuries & fatalities and keep our highways safe.

3.0 Programs and Projects

The accomplishment and budget are described in this section.

3.1 Program Management

Planning & Administration Program Summary

Account	Funds	Program Activity	Obligated	Expended
PA-2018	NHTSA 402	Planning & Administration	\$14,034.00	\$ 4,315.03
PA-2018	FAST ACT 402	Planning & Administration	\$176,324.00	\$59,503.10

Goal

- Provide management, supervision and support for all the activities of the island traffic safety program.
- The Highway Safety Coordinator is responsible for the day-to-day operation of the agency and administers the highway safety program, coordinates safety planning activities and resources with partners and monitors and manages the budget.

Accomplishments:

- The Highway Safety Coordinator is very active in the Traffic Records Coordinating Committee and supervises the highway safety office staff.
- OHS sent Traffic Records Coordinating Committee members to the Traffic Records Forum.
- Share data with Motor Carrier Program to increase traffic enforcements
- Prepared all required documents and consulted with the region on the territory highway safety programs.

Program Performance Measures

- To administer a fiscally responsible, effective highway safety program that targets the Island’s most significant safety problems in an effort to save lives and reduce serious injuries.
- Maintain Program Management report and performance measures for all funded program in the Highway Safety Plan.

• 3.2 Alcohol Enforcement

Community Outreach and Law Enforcement Campaign

Account	Funds	Program Activity	Obligated	Expended
AL-2018	NHTSA 402	HVE DUI Enforcement	\$68,501.88	\$12,975.88
AL-2018	FAST ACT 402	HVE DUI Enforcement	\$60,000.00	\$36,608.81

Goal

- Support Local Law Enforcement Agency Campaign of DSOGPO
- Decrease DUI related traffic fatalities in FY 2018 to zero
- Decrease number of Alcohol Impaired related traffic crashes and injuries
- Conduct outreach via local media, contests and sponsorships

Accomplishments

- Conducted DSOGPO during Christmas & New Year Enforcement that led to 184 impaired driving arrests.
- Increased number of DUI arrests
- Decreased the total of alcohol related crashes

Program Performance Measures

- Improve high visibility enforcement through media campaign and police sobriety checkpoints.
- Increased community awareness through local media via newspaper, local television news/channel and radio stations.
- 30 ARIDE Certified Officers

3.3 Occupant Protection

Account	Funds	Program Activity	Obligated	Expended
OP-2018	NHTSA 402	Program Management	\$90,122.54	\$20,106.33
OP-2018	FAST ACT 402	Program Management	\$215,444.64	\$30,867.67

Goal

- Increase enforcement and media campaign Island wide of observed seat belt use.
- Increase Car Seat usage on island by promoting awareness to Child Safety Restraint law through paid media
- Continue Safe Community and Roadway Safety Programs
- Coordinate with local paid media to raise awareness in support of Child Passenger Safety program.

Accomplishments

Despite American Samoa’s latest achievements, we will continue with enforcement and education with the hope to maintain or surpass the current percentage of usage in 2018.

Program Performance Measures

- Increased the Seatbelt use.
- Increased awareness of the “Click It or Ticket” (Fusi Pe Tusi) slogan through school competition.
- Increased outreach and community awareness.

3.4 Police Traffic Services

This project will provide much needed equipment to DPS Traffic Enforcement Unit for the enforcement of island Speed, Alcohol and Occupant Protection laws as well as the prosecution of the offenses.

Account	Funds	Program Activity	Obligated	Expended
PT-2018	NHTSA 402	Traffic Enforcement Services & Equipment	\$139,777.38	\$3,288.90
PT-2018	FAST ACT 402	Traffic Enforcement Services & Equipment	\$253,397.95	\$49,123.61

Goal

- Increase Visible Enforcement
- Increase HVE resources

- Increase saturation patrol
- Continued enforcement to strive for zero fatalities.
- Provide more resource as enforcement demands

Accomplishments

- Provided much needed HVE resources
- In FY 2018, Police Traffic Services supported 2 major and 2 minor enforcements under the Alcohol and Occupant Protection programs, as well as every day patrols conducted throughout the year. Provided the needed equipment and services for traffic enforcement unit.
- 4 Instructors from Gilbert PD to trained local officers for SFST and ARIDE training course

Program Performance Measures

- Increase of officers during major campaign
- More vehicle supports for HVE
- 3 major sobriety checkpoints

3.5 Traffic Records

As required by the NHTSA’s Section 405c program, American Samoa has an active Traffic Records Coordinating Committee (TRCC). The TRCC’s goal is to improve the timeliness, accuracy, completeness, integration, and uniformity of the six Traffic Records systems in American Samoa. These are crash; citation/adjudication; driver; vehicle; roadway; and EMS/injury surveillance.

Account	Funds	Program Activity	Obligated	Expended
TR-2018	NHTSA 402	Traffic Records Program Management	\$139,777.38	\$3,288.90
TR-2018	FAST ACT 402	Traffic Records Program Management	\$253,397.95	\$49,123.61
TR-2018-02	FAST ACT 405c	Traffic Records Data Program	\$188,181.20	\$188,181.20

Goal

- Expand and improve databases on highway safety

- Improve data integration and coordination with highway safety stakeholders
- Increase saturation patrol
- Complete implementation and deployment of hardware, software, and training to support the electronic collection and transmission of traffic safety information (E-citation, Crash and EMS)

Accomplishments

- Setup Network connections between DPS, OHS, and the Superior Court for highway safety data integration and sharing.
- OHS conducted several Traffic Records Coordinating Committee meetings and reached out to additional safety and traffic records stakeholders.
- Deployed the Electronic Citation Program for Field Testing and also the Court Back-end database for adjudication.

Program Performance Measures

- Conducted TRCC meetings
- Expand sharing of problem identification data among stakeholders, partners, and traffic safety advocates
- Increase the timeliness of Electronic Citation (ECitation) data from police, from monthly to being posted daily into the system support the deployment of the new Electronic Citation program by the Court.

3.6 Financial Report Summary - FY 2018

U.S. Department of Transportation National Highway Traffic Safety Administration
American Samoa - Office of Highway Safety
FY 2018 Funds

I/N	Account Number	Program Area Project	Federal Funds Obligated	Expended	Total	FY 2019 Carry Forward	Funding Source
1	F81741	PA-18-01	\$ 14,034.26	\$ 4,315.03	\$ 9,719.23	\$ 9,719.23	NHTSA 402
2	F81742	AL-18-01	\$ 68,501.88	\$ 13,479.88	\$ 55,022.00	\$ 55,022.00	NHTSA 402
3	F81750	OP-18-01	\$ 90,122.54	\$ 20,106.33	\$ 70,016.21	\$ 70,016.21	NHTSA 402
4	F81745	PT-18-01	\$ 139,777.38	\$ 20,379.94	\$ 119,397.44	\$ 119,397.44	NHTSA 402
5	F81747	TR-18-01	\$ 32,963.52	\$ 7,848.41	\$ 25,115.11	\$ 25,115.11	NHTSA 402
6	F81760	SC-18-01	\$ 19,081.20	\$ -	\$ 19,081.20	\$ 19,081.20	NHTSA 402
7	F81751	PA-18-01	\$ 176,324.79	\$ 61,015.19	\$ 115,309.60	\$ 115,309.60	FAST ACT 402
8	F81752	AL-18-01	\$ 231,939.26	\$ 43,565.60	\$ 188,373.66	\$ 188,373.66	FAST ACT 402
9	F81753	AL-18-02	\$ 3,000.00	\$ -	\$ 3,000.00	\$ 3,000.00	FAST ACT 402
10	F81730	AL-18-03	\$ 60,000.00	\$ 36,608.81	\$ 23,391.19	\$ 23,391.19	FAST ACT 402
11	F81754	OP-18-01	\$ 215,444.64	\$ 30,867.67	\$ 184,576.97	\$ 184,576.97	FAST ACT 402
12	F81734	OP-18-02	\$ 20,000.00	\$ -	\$ 20,000.00	\$ 20,000.00	FAST ACT 402
13	F81733	OP-18-03	\$ 20,000.00	\$ 14,315.00	\$ 5,685.00	\$ 5,685.00	FAST ACT 402
14	F81732	OP-18-04	\$ 50,000.00	\$ 41,999.00	\$ 8,001.00	\$ 8,001.00	FAST ACT 402
15	F81756	PT-18-01	\$ 253,397.95	\$ 42,262.60	\$ 211,135.35	\$ 211,135.35	FAST ACT 402
16	F81759	PT-18-02	\$ 25,000.00	\$ 12,135.92	\$ 12,864.08	\$ 12,864.08	FAST ACT 402
17	F81731	PT-18-03	\$ 5,000.00	\$ -	\$ 5,000.00	\$ 5,000.00	FAST ACT 402
18	F81757	TR-18-01	\$ 276,572.54	\$ 84,020.30	\$ 192,552.24	\$ 192,552.24	FAST ACT 402
19	F81755	SC-18-01	\$ 28,000.52	\$ -	\$ 28,000.52	\$ 28,000.52	FAST ACT 402
20	F81758	M3DA-TR-18-02	\$ 188,181.20	\$ 188,181.20	\$ -	\$ -	FAST ACT 405c
Totals			\$ 1,917,341.68	\$ 621,100.88	\$ 1,296,240.80	\$ 1,296,240.80	Totals