

State of Arizona Highway Safety Annual Report

Federal Fiscal Year 2017

prepared for

**U.S. Department of Transportation
National Highway Traffic Safety Administration**

prepared by

Arizona Governor's Office of Highway Safety

Douglas A. Ducey

Governor
State of Arizona

Alberto C. Gutier

Director and
Governor's Highway Safety Representative

State of Arizona Highway Safety Annual Report

Federal Fiscal Year 2017

prepared for

U.S. Department of Transportation National Highway Traffic Safety Administration

prepared by

Arizona Governor's Office of Highway Safety
1700 West Washington Street
Executive Tower, Suite 430
Phoenix, Arizona 85007

December 2017

Contact Information

Name: Alberto C. Gutier

Title: Director, Governor's Office of Highway Safety
Governor's Highway Safety Representative

Street: 1700 West Washington Street

Telephone: (602) 255-3216

Suite/Room: Suite 430

Fax: (602) 255-1265

City, State: Phoenix, AZ

Email: agutier@azgohs.gov

Zip: 85007

Web Address: www.azgohs.gov

This Annual Report is dedicated to every first responder who serves the Arizona community – Thank you



Table of Contents

1.0	Arizona GOHS Program Overview.....	1
1.1	Executive Summary	1
1.2	Accomplishments.....	2
1.3	Looking Forward.....	3
1.4	Introduction	4
1.5	Arizona GOHS Mission.....	5
1.6	Arizona GOHS Organization	5
1.7	Strategic Partners.....	7
1.8	Legislative Update	7
2.0	Highway Safety Performance.....	8
2.1	Progress Assessment.....	8
2.2	Highway Safety Trends.....	10
3.0	Program Areas	17
3.1	Accident Investigation (AI).....	18
3.2	Alcohol and Other Drugs (AL).....	23
3.3	Emergency Medical Services (EM)	38
3.4	Motorcycle Safety (MC).....	41
3.5	Occupant Protection (OP)	44
3.6	Pedestrian and Bicycle Safety (PS).....	51
3.7	Police Traffic Services (PT).....	55
3.8	Traffic Records (TR).....	64
3.9	Planning and Administration (PA).....	67
4.0	Cost Summary	70
5.0	Addendum - Seat Belt Survey	76

List of Tables

Table 1.1	Arizona Crash Factors as Percent of Total Fatalities 2016	4
Table 2.1	Arizona Highway Safety Performance Report.....	9
Table 2.2	Arizona Highway Safety Trends.....	10
Table 3.1	Performance Targets and Measures (Accident Investigation)	18
Table 3.2	FFY 2017 Accident Investigation Projects	19
Table 3.3	Performance Targets and Measures (Alcohol and Other Drugs)	23
Table 3.4	FFY 2017 Alcohol and Other Drugs Projects	24
Table 3.5	DUI Task Force Statistics (DUI Arrests – Select Holidays).....	33
Table 3.6	DUI Task Force Statistics (by Calendar Year).....	34
Table 3.7	Performance Targets and Measures (Emergency Medical Services).....	38
Table 3.8	FFY 2017 Emergency Medical Services Projects.....	39
Table 3.9	Performance Targets and Measures (Motorcycle Safety)	41
Table 3.10	FFY 2017 Motorcycle Safety Projects	42
Table 3.11	Performance Targets and Measures (Occupant Protection).....	44
Table 3.12	FFY 2017 Occupant Protection Projects.....	45
Table 3.13	“Buckle Up Arizona...It’s the Law!” Campaign.....	48
Table 3.14	Performance Targets and Measures (Pedestrian and Bicycle Safety)	51
Table 3.15	FFY 2017 Pedestrian and Bicycle Safety Projects	52
Table 3.16	Performance Targets and Measures (Police Traffic Services)	55
Table 3.17	FFY 2017 Police Traffic Services Projects.....	56
Table 3.18	FFY 2017 Traffic Records Projects	65
Table 3.19	Performance Targets and Measures (Planning and Administration)	67
Table 3.20	FFY 2017 Planning and Administration Project.....	68
Table 4.1	Highway Safety Program Cost Summary	71
Table 5.1	Seat Belt Survey Summary Data.....	76

List of Figures

Figure 1.1	Organizational Chart.....	6
Figure 2.1	Fatalities	11
Figure 2.2	Serious Traffic Injuries	11
Figure 2.3	Fatality Rate	12
Figure 2.4	Unrestrained Passenger Vehicle Occupant Fatalities	12
Figure 2.5	Alcohol-Impaired Driving Fatalities	13
Figure 2.6	Speeding-Related Fatalities	13
Figure 2.7	Motorcycle Fatalities.....	14
Figure 2.8	Unhelmeted Motorcycle Fatalities.....	14
Figure 2.9	Drivers Age 20 or Younger in Fatal Crashes.....	15
Figure 2.10	Pedestrian Fatalities.....	15
Figure 2.11	Bicycle Fatalities.....	16
Figure 2.12	Percent Observed Seat Belt Use for Passenger Vehicles.....	16

1.0 Arizona GOHS Program Overview

1.1 EXECUTIVE SUMMARY

This Arizona Highway Safety Annual Report (AR) for Federal Fiscal Year (FFY) 2017 serves as the State's assessment of the 2017 Highway Safety Plan (HSP). It is required by the National Highway Traffic Safety Administration (NHTSA) pursuant to 23 CFR § 1300.33 and provides an update of highway safety projects administered by the Arizona Governor's Office of Highway Safety (GOHS).

The projects and funding administered by GOHS were approved by NHTSA Region 9 in the FFY 2017 HSP and subsequent revisions throughout the year.

Each year, GOHS develops the HSP which identifies current highway safety problems, defines performance targets and measures, and describes safety programs and projects that will be implemented to address highway safety concerns and achieve safety performance targets. The AR reviews the yearly progress on implementing Arizona's HSP and documents the use of grant funding administered by NHTSA for Federal funds available under the Section 402 State and Community Highway Safety grant program and the Section 405 National Priority Safety Program of the Federal transportation bills Moving Ahead for Progress in the 21st Century (MAP-21) and Fixing America's Surface Transportation (FAST) Act. GOHS has reviewed and implemented the FAST Act in FFY 2017 in Arizona.

GOHS administers Federal funds to state, local and nonprofit organizations who agree to work toward the shared goal of reducing deaths and major injuries due to motor vehicle crashes through implementation of programs and projects that address driver behaviors and improvements in the traffic records systems.

Total traffic fatalities in Arizona increased from 897 in 2015 to 952 in 2016. Any life lost due to a motor vehicle crash is tragic. GOHS and our safety partners continue to work toward the shared goal of reducing fatalities and injuries through joint implementation of the HSP and our Strategic Highway Safety Plan (SHSP). GOHS will continue to provide funding and support for the national mobilizations and effective highway safety programs aimed at reducing fatalities and injuries on Arizona's roadways.

1.2 ACCOMPLISHMENTS

- The Governor’s Office of Highway Safety (GOHS) partnered with the Arizona Supreme Court and the Phoenix Police Department in developing a new “Electronic Search Warrant” for blood draws in DUI cases. Officers statewide can now obtain electronic search warrants from a Superior Court judge based in Maricopa County in less than eight minutes. GOHS Director is in the process of implementing this statewide with the help from the Arizona Supreme Court staff.
- GOHS provided funding and personnel to train over 1,000 Arizona law enforcement officers impaired driving certifications (ARIDE, FST, HGN, DRE, Phlebotomy). Officers from 16 states were trained as Drug Recognition Experts. GOHS has scheduled training for an additional 626 officers from 16 states and Canada.
- Although law enforcement agencies made over one million traffic stops in 2017, DUI arrests totaled just over 26,077. The implementation of the “Know Your Limit” Program by 29 Arizona agencies and two judicial courts, the awareness and enforcement campaigns to encourage sober/designated drivers and the increased use of rideshare companies, such as Uber and Lyft, is a direct correlation for the decrease.
- Of the grants awarded to address speed and reckless driving, 35% of the agencies used funds for the acquisition of speed detection devices – totaling \$549,063. As a result of the additional equipment and increased overtime enforcement patrols, civil speed citations increased over 11%, criminal speed citations increased more than 7% and aggressive driving citations increased over 25%.
- The percentage of motorists wearing seat belts is 86.1% with a Secondary Seat Belt Law in the Arizona statutes.
- GOHS provided grant funds of \$205,904 to purchase 3,923 child safety/booster seats in FFY 2017.
- GOHS had a Management Review from NHTSA Region 9 staff in August of 2017 and had no findings as the outcome. NHTSA Region 9 praised Arizona for a record of accomplishments.
- GOHS reviewed more than 259 grant proposals submitted and awarded 317 grants to 122 organizations for FFY 2017.

1.3 LOOKING FORWARD

The Governor's Office of Highway Safety (GOHS) and Arizona law enforcement continue to work hard to decrease fatalities through enforcement and education. Law enforcement agencies continue to arrest impaired drivers and cite speeding and seat belt violators aggressively. As the leading agency in the State of Arizona dedicated to promoting traffic safety, GOHS looks forward to meeting the challenges ahead in 2018. Next year, GOHS will:

- Promote traffic safety through extensive enforcement, education and public awareness activities.
- Maintain and enhance existing DUI operations, including task forces, saturation patrols and sobriety checkpoint deployments.
- Continue to fund programs and identify strategies to reduce speed-related fatalities and injury collisions.
- Continue to promote Arizona as the preeminent state for Drug Recognition Expert and Phlebotomy training through the enhancement of these programs.
- Complete statewide training for grantees on the FFY 2019 proposal guide.
- Host a conference for law enforcement, prosecutors and judges.
- Continue to actively participate in national enforcement campaigns, such as the Labor Day DUI enforcement campaign, Winter Holiday DUI Crackdown, and the Click it or Ticket Mobilization.
- Enhance and expand the Children are Priceless Passengers program.
- Maintain or increase the seat belt usage percentage rate.

GOHS is confident that it will continue to meet and surpass the goals and objectives delineated in the FFY 2017 Highway Safety Plan and those enumerated above to reduce traffic fatalities and injuries in Arizona in the next year and beyond. GOHS is well prepared to meet these, and other challenges that lie ahead, to keep the public safe on Arizona's streets and highways.

1.4 INTRODUCTION

The Governor's Office of Highway Safety (GOHS) supports activities having the greatest potential to save lives, reduce injuries and improve highway safety in Arizona. GOHS staff analyzed a broad range of data, reviewed relevant highway safety research and applied in-house expertise to identify the most significant safety problems in the State. Relevant magnitudes of various contributing crash factors were reviewed and tracked over time, as were the demographics of drivers and crash victims and whether they used, or did not use, appropriate safety equipment.

Table 1.1 summarizes this analysis and displays the relative importance of various contributing crash factors, modes of travel and demographics to crash fatalities in Arizona in 2016.

Table 1.1 Arizona Crash Factors as Percent of Total Fatalities 2016

Speeding Related	Alcohol-Impaired Driving	Unrestrained Vehicle Occupant	Pedestrians	Motorcyclists	Bicyclists	Drivers Age 20 and Younger
32%	24%	25%	20%	15%	3%	11%

Source: Fatality Analysis Reporting System (FARS)

This data shows that speeding, alcohol impairment and unrestrained occupants are the factors having the greatest impact on fatalities in Arizona. Therefore, GOHS has focused its resources on addressing these factors through the following Tier 1 program areas:

- **Police Traffic Services (PT)** - To achieve and maintain compliance with traffic laws such as speeding, reckless driving, and red light running. Enforcement must be consistent, impartial and uniformly applied to all drivers.
- **Alcohol and Other Drugs (AL)** - To reduce the number and severity of crashes in which alcohol and/or drugs are contributing factors.
- **Occupant Protection (OP)** - To increase the statewide seat belt/child safety seat (CSS) usage rates of motor vehicle occupants and to increase public information and education of the benefits of seat belt/CSS usage for adults and children.

GOHS addresses other conditions and contributing crash factors through the following Tier 2 program areas:

- **Accident Investigation (AI)** - To provide training and resources for vehicular crimes units to more effectively aid in the investigation and thus increasing prosecution of "at fault" drivers.
- **Emergency Medical Services (EM)** - To support rural first responders with emergency medical services (EMS) equipment.
- **Motorcycle Safety (MC)** - To increase the public's awareness, understanding of and participation in motorcycle safety.
- **Pedestrian and Bicycle Safety (PS)** - To increase the public's awareness of pedestrian and bicycle safety, while encouraging their participation. The public targeted included pedestrians from a wide range of demographics - from school children to the elderly.

- **Traffic Records (TR)** - To develop a comprehensive data processing system that brings together the engineering, enforcement, educational, medical, behavioral health, prosecution, judicial, correctional and emergency response disciplines.

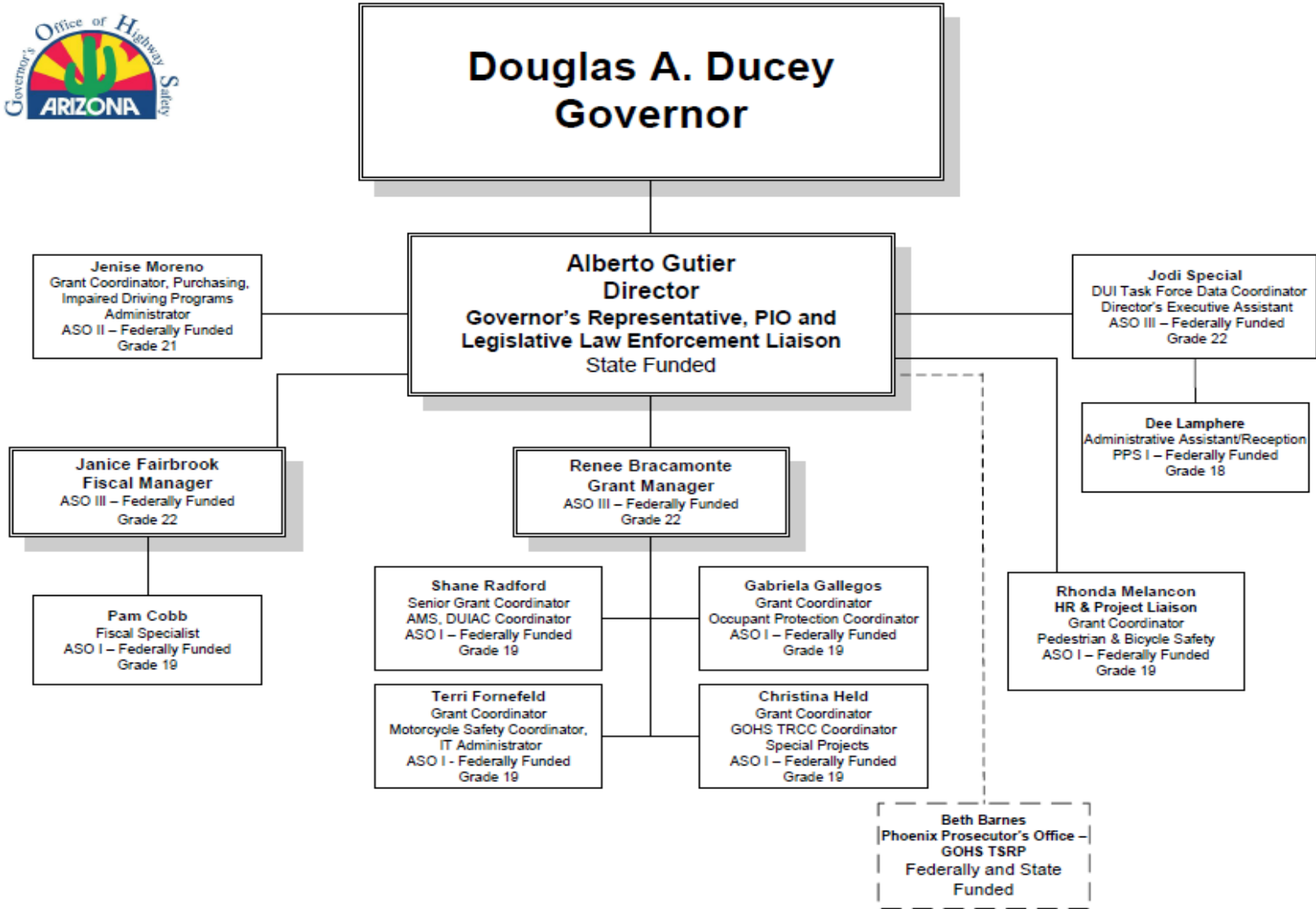
1.5 ARIZONA GOHS MISSION

The Governor's Office of Highway Safety (GOHS), as the focal point for highway safety issues in Arizona, provides leadership by developing, promoting, and coordinating programs; influencing public and private policy; and increasing public awareness of highway safety.

1.6 ARIZONA GOHS ORGANIZATION

The Governor's Office of Highway Safety (GOHS) is led by the Director, Alberto C. Gutier, who is appointed by and reports to the Governor of Arizona, Douglas A. Ducey. Mr. Gutier is supported by an executive assistant, Jodi Special-Gillis and administrative staff; grant-funded programs for a variety of agencies and other institutions is headed by Grant Manager, Renee Bracamonte; financial staff is headed by the Fiscal Manager, Janice Fairbrooke; and project management staff. The dotted lines in the organizational chart (Figure 1.1) depict the Traffic Safety Resource Prosecutor. This position is supported by GOHS and housed in an office outside of the GOHS office.

Figure 1.1 Organizational Chart



1.7 STRATEGIC PARTNERS

The Governor's Office of Highway Safety (GOHS) appreciates the cooperation and support of many stakeholders at the federal and state level including:

- Arizona Department of Transportation;
- Arizona Department of Public Safety;
- Arizona Department of Health Services;
- Arizona Department of Liquor Licenses and Control;
- Arizona DUI Abatement Council;
- Arizona Association of Chiefs of Police;
- Arizona Sheriffs Association;
- Arizona Prosecuting Attorneys Advisory Council;
- Arizona Restaurant Association;
- National Safety Council;
- Red Means Stop Coalition;
- Mothers Against Drunk Driving (MADD);
- Students Against Destructive Decisions (SADD);
- Beverage Alcohol Community Information Council (BACIC);
- Federal Highway Administration;
- Federal Motor Carrier Safety Administration; and
- National Highway Traffic Safety Administration.

1.8 LEGISLATIVE UPDATE

In FFY 2017, there was no legislation introduced or passed that would affect highway safety.

2.0 Highway Safety Performance

2.1 PROGRESS ASSESSMENT

Core Performance Measures

The primary highway safety goal for Arizona is to reduce fatalities across all program areas. The Governor's Office of Highway Safety (GOHS) tracks performance measures based on the National Highway Traffic Safety Administration's (NHTSA) Fatality Analysis Reporting System (FARS) data in combination with several other data sources to understand trends and set safety performance targets. Table 2.1 identifies the performance measures which the GOHS tracked in FFY 2017. These performance measures mirror the outcome, behavior and activity performance measures developed by NHTSA in collaboration with the Governors Highway Safety Association (GHSA).

Table 2.1 Arizona Highway Safety Performance Report

Performance Measures	Performance Measure	2016 Target	2016 Actual	Target Met	% Difference (Actual versus Target)	2017 Target
Core Outcome Measures	Traffic fatalities	767	962	No	+25%	780
	Serious Traffic Injuries	4,035	4,540	No	+13%	3,950
	Fatalities/100M VMT	1.34	1.47	No	+10%	1.17
	Unrestrained fatalities	222	241	No	+9%	215
	Alcohol-impaired fatalities (>=0.08 BAC)	210	232	No	+10%	205
	Speeding-related fatalities	251	311	No	+24%	250
	Motorcycle fatalities	125	146	No	+17%	120
	Unhelmeted motorcycle fatalities	63	86	No	+37	60
	Young driver involvement in fatal crashes (<=20)	90	102	No	+13%	85
	Pedestrian fatalities	136	190	No	+40%	135
	Bicycle Fatalities	22	31	No	+41%	21
	Core Behavior Measures	Observed seat belt use	88.8%	88.0%	No	-1%
Activity Measures	Seat belt citations	NA	29,372	NA	NA	NA
	Impaired driving arrests	NA	26,077	NA	NA	NA
	Speeding citations	NA	264,474	NA	NA	NA

Sources: 2016 Targets - FFY 2016 HSP
2017 Targets - FFY 2017 HSP
2016 VMT - ADOT
Serious Traffic Injuries - ADOT
Remaining Core Outcome Measures - FARS
Core Behavior Measures - Behavior Research Center
Activity Measures - GOHS DUI Reporting System

2.2 HIGHWAY SAFETY TRENDS

Table 2.2 below shows the data points associated with the performance measures identified in the previous section. Figures illustrating each performance measure's trend follow on the next six pages.

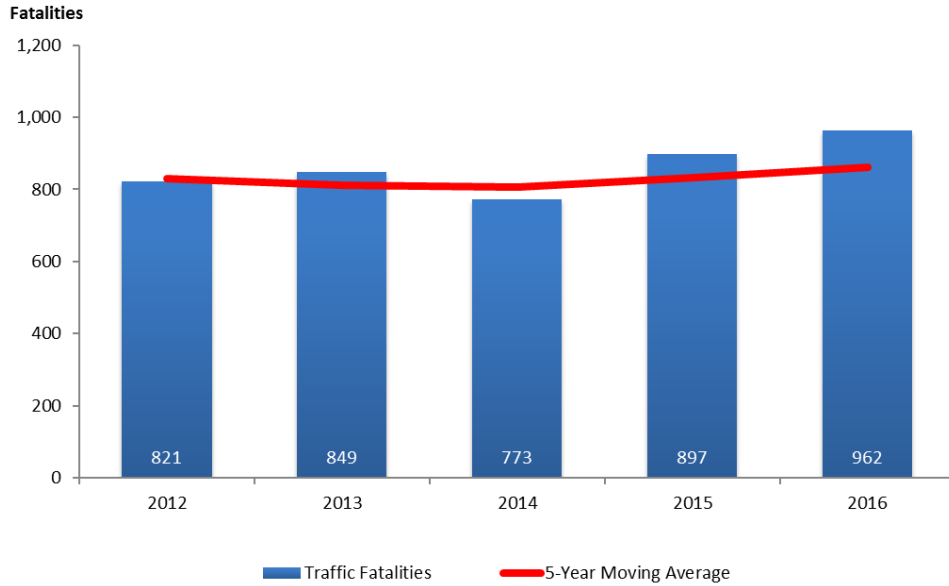
Table 2.2 Arizona Highway Safety Trends

	2012	2013	2014	2015	2016	5-Year Average
Fatalities	821	849	773	897	962	860
Serious Traffic Injuries	4,471	4,305	3,910	4,117	4,540	4,269
Fatalities/100M VMT	1.37	1.40	1.23	1.38	N/A	1.35 ^a
Passenger Unrestrained Vehicle Occupant Fatalities	254	228	208	256	241	237
Alcohol Impaired Driving Fatalities (BAC = 0.08%+)	230	221	200	269	232	230
Speeding-Related Fatalities	302	293	255	315	311	295
Total Motorcycle Fatalities	141	151	130	137	146	141
Unhelmeted Motorcycle Fatalities	70	83	69	74	86	76
Drivers Age 20 or Younger in Fatal Crashes	99	119	86	94	102	100
Pedestrian Fatalities	122	151	142	155	190	152
Bicycle Fatalities	18	31	29	28	31	27
Percent Observed Belt Use for Passenger Vehicles	82.2%	84.7%	87.2%	86.6%	88.0%	85.7%
Number of Seat Belt Citations Issued	29,710	27,840	24,848	25,649	29,372	27,484
Number of Impaired Driving Arrests Made ^b	32,174	31,905	29,250	27,798	26,077	29,441
Number of Drug Impaired Driving Arrests Made ^c	4,511	4,520	4,193	5,691	5,028	4,789
Number of Other Citations (including speed) Issued	377,992	482,190	565,827	591,810	639,085	531,381
Number of grant funded DUI Checkpoints/Saturation Patrols ^d	16/3171	11/2980	15/3138	14/3808	14/4,913	

Source: Serious Traffic Injuries – ADOT, All Other Data – FARS
 Observed Belt Use – Behavior Research Center
 Seat Belt Citations, Impaired Driving Arrests, Other Citations – GOHS DUI Reporting System

Notes: ^a 5-year Average includes years 2012-2016 data.
^b The number of Impaired Driving Arrest Made includes all alcohol and drug impaired driving arrest. Alcohol and Drug combination impaired driving arrest data is not available.
^c The Number of Drug Impaired Driving Arrest are included in the total Number of Impaired Driving Arrest Made.
^d The numbers shown for saturation patrols are for FFY indicated. The numbers shown for checkpoints are for calendar year indicated.

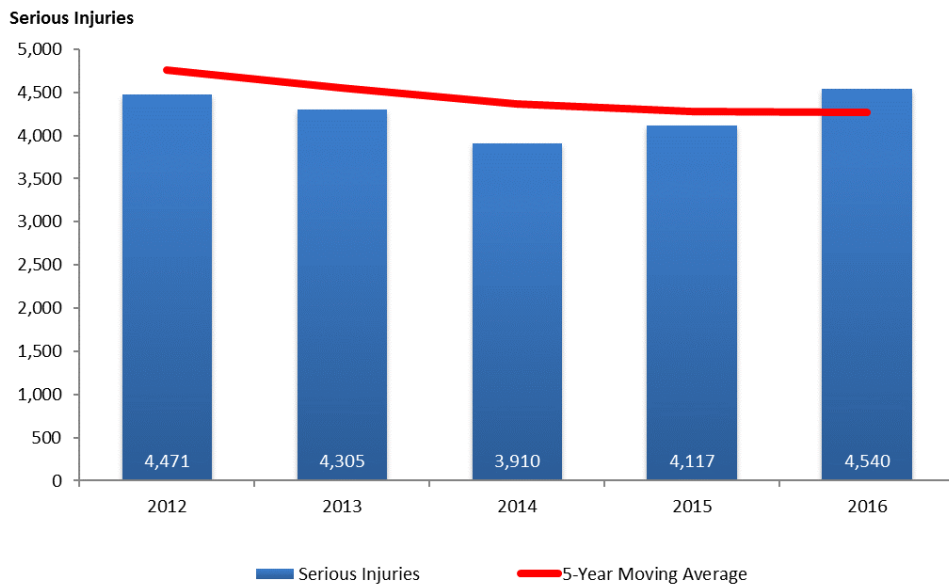
Figure 2.1 Fatalities



Source: FARS

October 2017

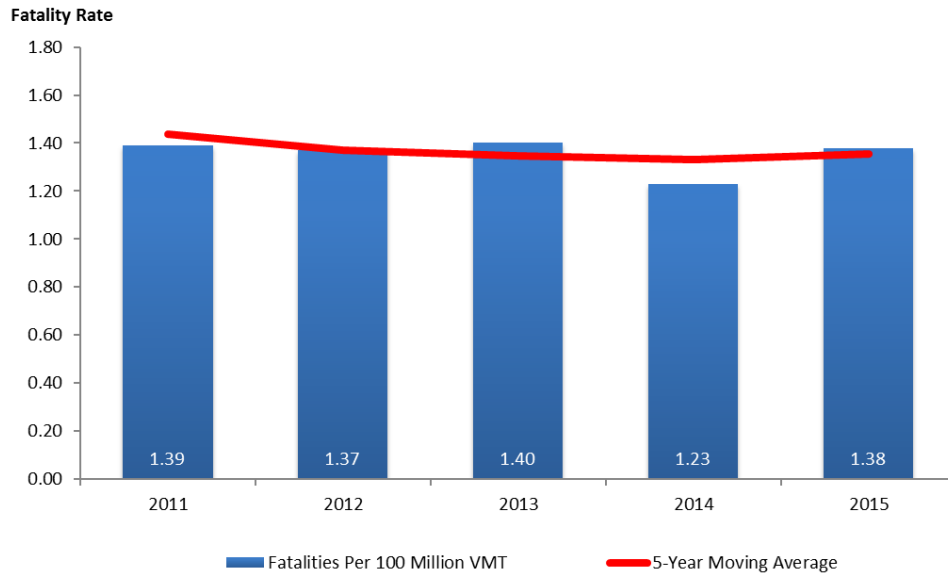
Figure 2.2 Serious Traffic Injuries



Source: ADOT

October 2017

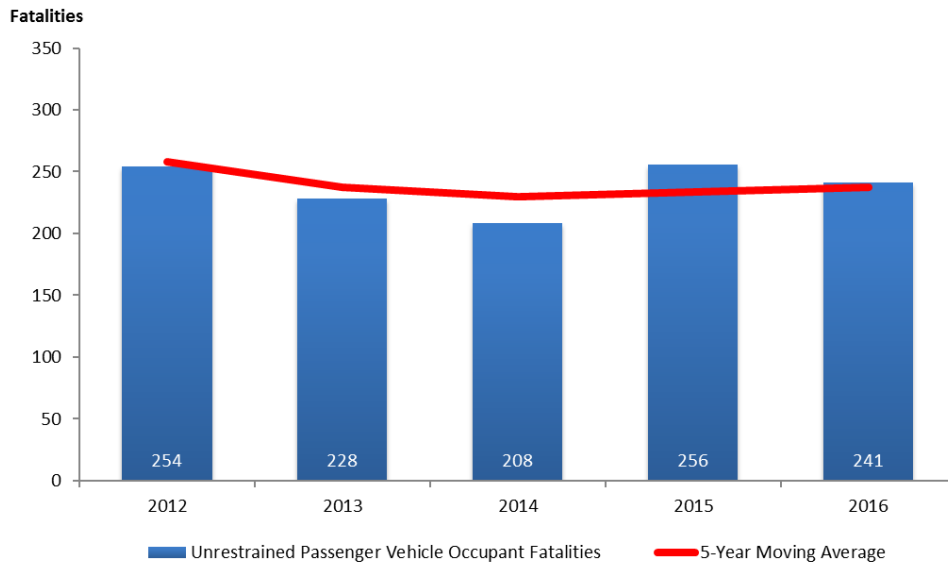
Figure 2.3 Fatality Rate



Source: FARS (2016 unavailable at time of publication)

October 2017

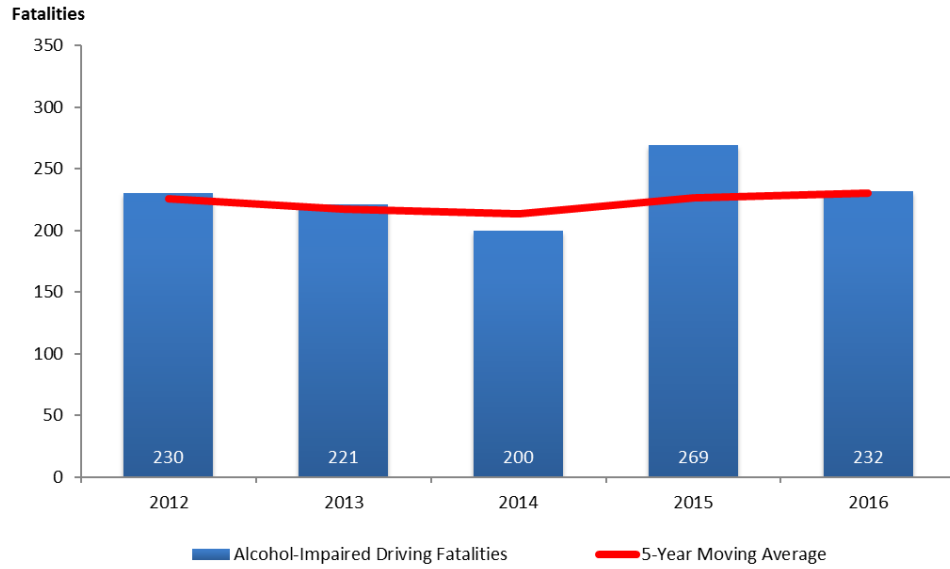
Figure 2.4 Unrestrained Passenger Vehicle Occupant Fatalities



Source: FARS

October 2017

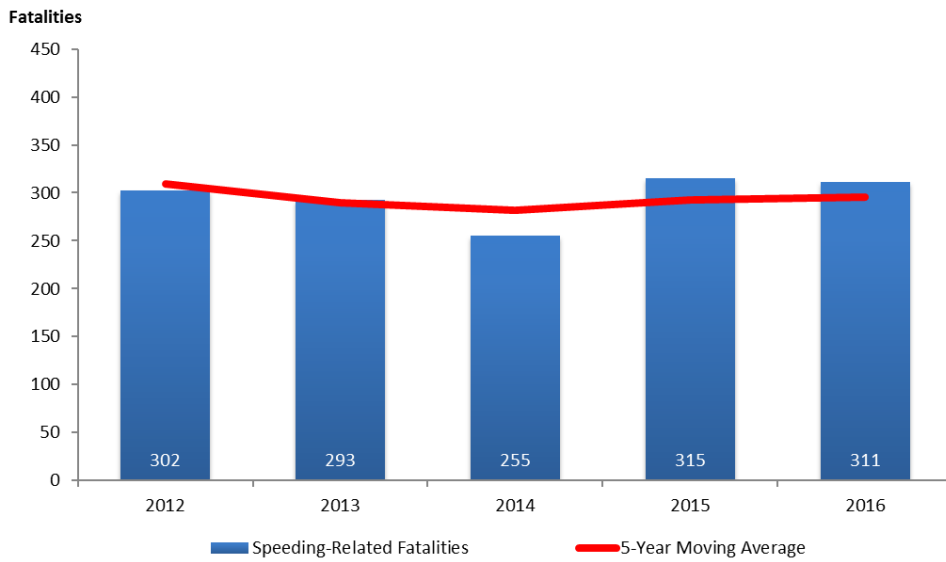
Figure 2.5 Alcohol-Impaired Driving Fatalities



Source: FARS

October 2017

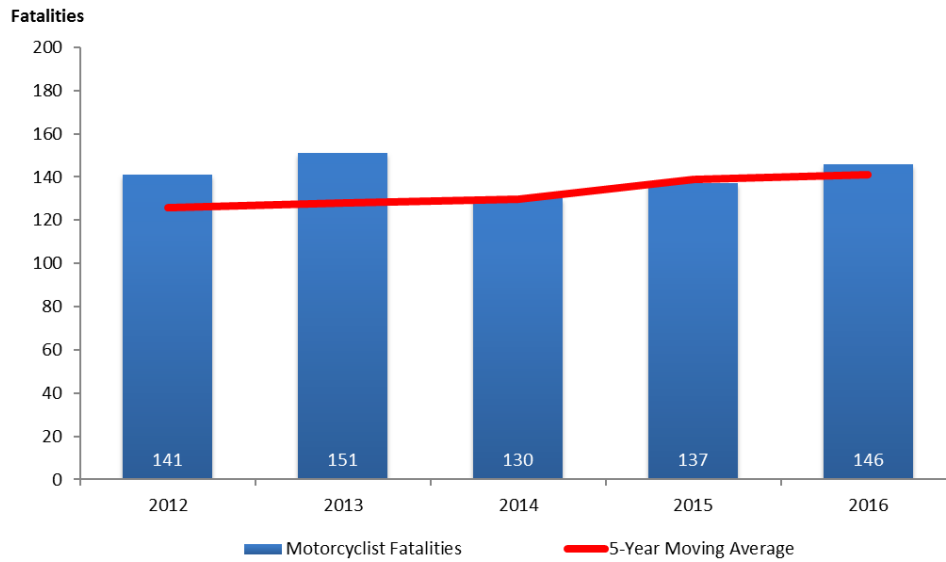
Figure 2.6 Speeding-Related Fatalities



Source: FARS

October 2017

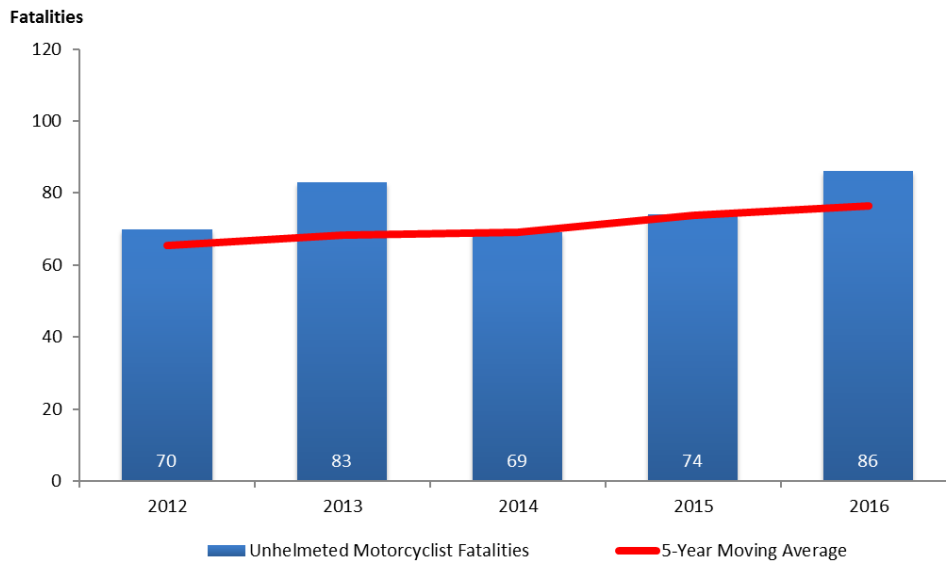
Figure 2.7 Motorcycle Fatalities



Source: FARS

October 2017

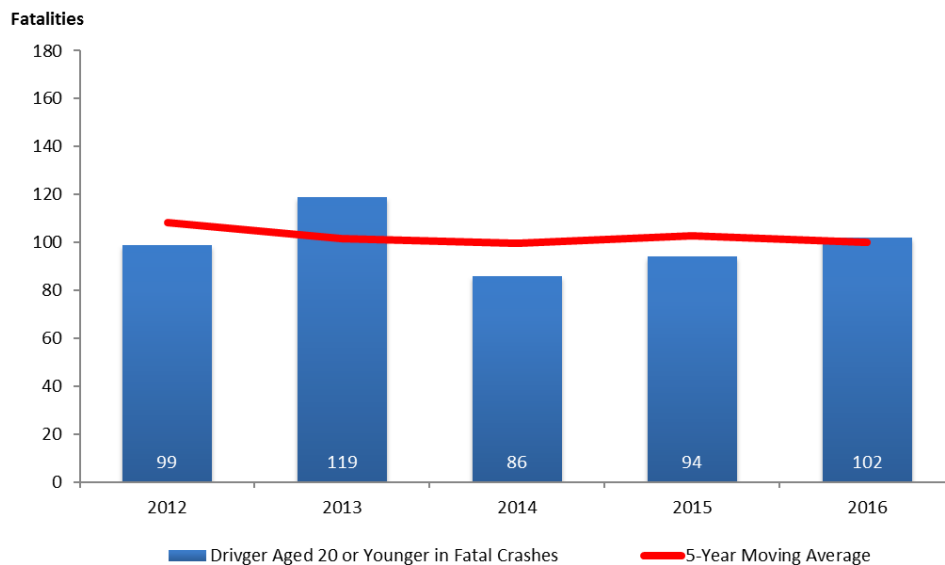
Figure 2.8 Unhelmeted Motorcycle Fatalities



Source: FARS

October 2017

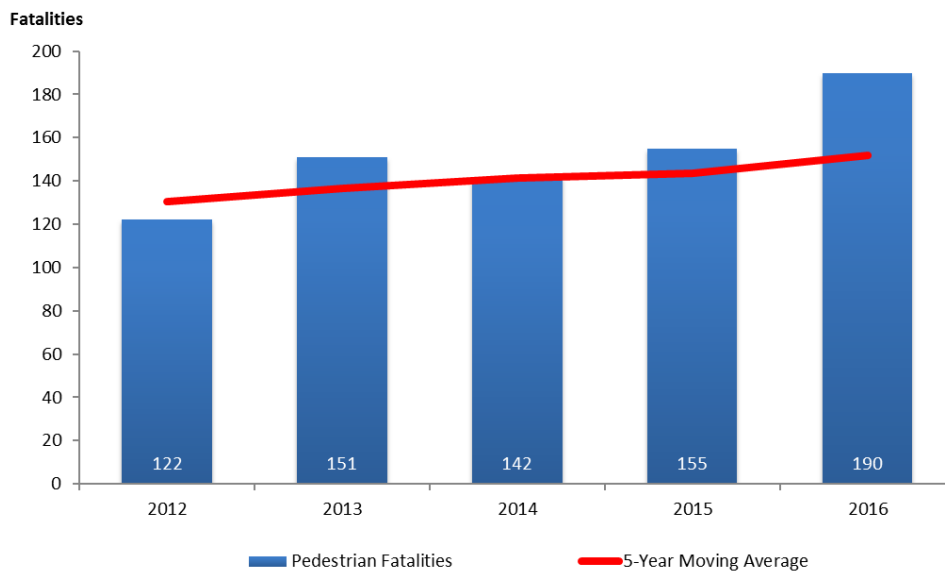
Figure 2.9 Drivers Age 20 or Younger in Fatal Crashes



Source: FARS

October 2017

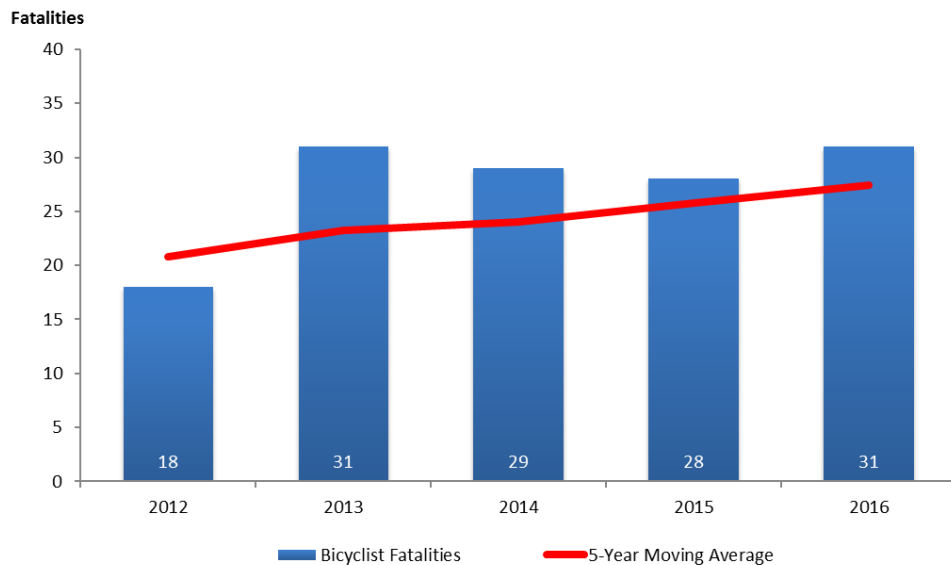
Figure 2.10 Pedestrian Fatalities



Source: FARS

October 2017

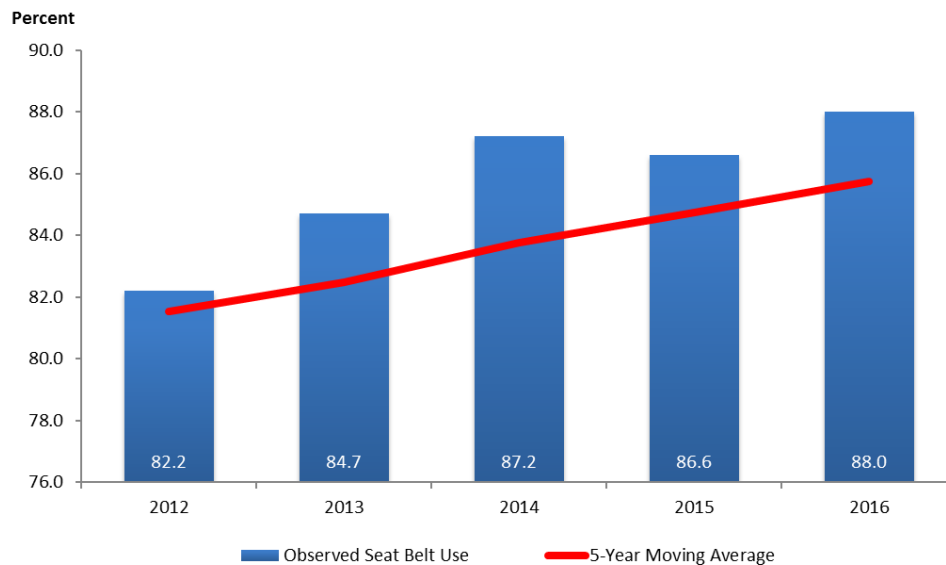
Figure 2.11 Bicycle Fatalities



Source: FARS

October 2017

Figure 2.12 Percent Observed Seat Belt Use for Passenger Vehicles



Source: Arizona Annual Seat Belt Use Survey

October 2017

3.0 Program Areas

The performance targets, accomplishments and performance measures of the ten program areas addressed in Arizona's *FFY 2017 Highway Safety Plan* are described in this section.

3.1 ACCIDENT INVESTIGATION (AI)

Accident investigations are conducted to determine the causes, contributing factors and consequences of crashes. Key activities include verifying the parameters of the crash as well as its demarcations and location. Statements from witnesses, victims and other drivers are collected and reviewed as part of the investigation to determine the “at fault” driver and whether and to whom citations should be issued. An accident investigation culminates in a report that summarizes the findings, determines where the vehicles were positioned before and after the crash and identifies the cause(s) of the crash.

Accident investigations are critical for felony prosecution of vehicular crimes and provide accurate crash data for the Governor’s Office of Highway Safety (GOHS), the National Highway Traffic Safety Administration, the Arizona Department of Transportation and others.

Many jurisdictions have a Vehicular Crimes Unit that is trained to conduct accident investigations. The Arizona Department of Public Safety provides accident investigation services for those smaller jurisdictions unable to afford the sophisticated equipment needed to conduct them.

Performance Targets

Table 3.1 Performance Targets and Measures (Accident Investigation)

Performance Target	Performance Measure
Increase the number of enforcement officers trained in the use of crash investigation procedures and equipment.	Number of officers trained in crash and reconstruction techniques.

Projects and Funding

Table 3.2 contains a list of the nine Accident Investigation projects, the relevant performance measures, the funds spent on each project and the project status. These projects are grouped into the following four task areas:

- Accident Investigation Overtime;
- Accident Investigation Equipment & Supplies;
- Accident Investigation Training; and
- GOHS Program Administration.

Table 3.2 FFY 2017 Accident Investigation Projects**Related Performance Measure**

Accident Investigation tasks supported progress toward all performance targets.

Task Area	Grantee	Project Number	Funding Source(s)	Funds Obligated	Funds Spent (FFY 2017)	
Accident Investigation Overtime	Maricopa County SO	2017-AI-003	Sec. 402	\$48,210.00	\$47,966.93	
Accident Investigation Equipment & Supplies	Glendale PD	2017-AI-002	Sec. 402	\$27,176.00	\$27,176.00	
	Maricopa County SO	2017-AI-003	Sec. 402	\$7,703.74	\$7,703.74	
	Tucson PD	2017-AI-004	Sec. 402	\$8,410.00	\$3,687.49	
	Pinal County SO	2017-AI-005	Sec. 402	\$9,701.00	\$9,700.93	
	Maricopa PD	2017-AI-006	Sec. 402	\$34,000.00	\$33,997.44	
	Gilbert PD	2017-AI-008	Sec. 402	\$13,924.00	\$13,924.00	
	Apache Junction PD	2017-AI-009	Sec. 402	\$1,596.00	\$1,596.00	
	Camp Verde MO	2017-AI-010	Sec. 402	\$3,784.00	\$3,776.54	
	Accident Investigation Training	Glendale PD	2017-AI-001	Sec. 402	\$8,880.00	\$8,796.63
		Tucson PD	2017-AI-004	Sec. 402	\$16,230.00	\$14,386.13
Pinal County SO		2017-AI-007	Sec. 402	\$14,625.00	\$10,065.00	
GOHS Program Administration	GOHS Program Admin.	2017-AI-300	Sec. 402	\$10,000.00	\$0.00	
Total Funds Spent (Accident Investigation)				\$204,239.74	\$182,776.83	

Performance Results – Accident Investigation

In FFY 2017, the equipment, overtime and training awarded through Arizona’s Accident Investigation grants allowed agencies to conduct accident investigations for themselves and for other agencies lacking the equipment and/or expertise required to conduct investigations on their own. Equipment procured through these grants is the most current and technologically advanced available for conducting on-scene investigations. The increased ability of agencies in Arizona to conduct exemplary accident investigations is resulting in more effective prosecution of “at fault” drivers of fatal traffic collisions and removal of dangerous drivers from Arizona’s roads.

Project Descriptions

The following are descriptions of the four accident investigation tasks, including the outcomes of the tasks over the FFY 2017.

Task Area – Accident Investigation Overtime

Project Description – The Maricopa County Sheriff’s Office was awarded a grant for overtime to properly respond to collisions involving the potential for criminal charges.

Task Area – Accident Investigation Equipment & Supplies

Project Description – Six agencies were awarded funding to purchase equipment and supplies to aid in the investigation and reconstruction of traffic accidents. If the equipment package did not include training, the grants included funding for training to allow officers to become proficient in the use of the equipment.

The Glendale Police Department purchased the Leica Remote scene measuring device. This device is used to record crash scene data and properly capture evidence required in accident investigations.

The Pinal County Sheriff’s Office purchased one Mobile Light Trailer to support and enhance on-scene accident investigation collisions and crime scenes. The use of this equipment will increase overall efficiency by providing a lightweight, portable and brilliant lighting source which allows officers to better gather evidence at crash scenes.

The Apache Junction Police Department purchased the FARO software package and Maricopa Police Department purchased the FARO system. This system and software allowed traffic officers from both agencies the ability to download the data from the vehicles at the fatal or serious injury accident scenes.



*Pinal County Sheriff's Office
Mobile Light Trailer*



*Maricopa Police Department
FARO system*



*Glendale Police Department
LEICA Remote Scene measuring device*

Task Area - Accident Investigation Training

Project Description - Funding was awarded to Glendale Police Department, Pinal County SO, and Tucson Police Department for officers to participate in accident investigation training. In addition, funds were used to send officers from agencies to attend training through the Institute of Police Technology and Management.

Task Area - GOHS Program Administration

Project Description - GOHS personnel administered and managed section 402 Accident Investigation programs which included writing, managing and monitoring grants and contracts.

GOHS personnel coordinated the activities and tasks outlined in the Highway Safety Plan and provided status reports and updates on project activity to the GOHS Director and other parties, as required. GOHS personnel monitored project activity, prepared and maintained project documentation and evaluated task accomplishments of their grant portfolios. Funding supported personnel services, employee related expenses and other operating expenses for the GOHS grant manager and grant project coordinators.

3.2 ALCOHOL AND OTHER DRUGS (AL)

Alcohol and drug-related crashes are a leading cause of death on Arizona roads and highways. Stopping impaired driving and reducing the number of alcohol and drug impaired fatalities continues to be the number one priority of the Governor's Office of Highway Safety (GOHS). In 2016, 232 fatalities involving at least one driver with a BAC of 0.08 percent or greater occurred, a decrease from 269 in 2015. These fatalities accounted for 24 percent of all traffic-related fatalities in 2016.

Clearly, Arizona's sustained, long-term, highly visible enforcement coupled with effective education programs has reduced impaired driving crashes and fatalities over the past several years. Arizona has some of the toughest impaired driving laws in the country and it continues to address impaired driving crashes from a variety of angles.

Training law enforcement officers in combating impaired driving is a strong focus of Arizona's efforts to decrease impaired driving fatalities. The State has a cadre of superbly trained officers in alcohol and drug-impaired driver detection, but the challenges continue. For 2017, Arizona has trained 185 in ARIDE, 13 in DITEP, 548 in SFST/HGN, 109 in DRE, and 267 in Phlebotomy.

Performance Targets

Table 3.3 Performance Targets and Measures (Alcohol and Other Drugs)

Performance Target	Performance Measure
Reduce alcohol-impaired driving fatalities by 3.8 percent from 213 (2010-2014 average) to 205 by 2017.	Number of fatalities involving a driver or motorcycle operator with a BAC of 0.08 percent or higher.

Projects and Funding

Table 3.4 contains a list of the many Alcohol and Other Drugs projects, relevant performance measures, funds spent on each project, and project status. These projects are grouped into the following task areas:

- DUI/Impaired Driving Enforcement and Overtime;
- DUI/Impaired Driving Equipment & Supplies;
- DUI/Impaired Driving Training;
- DUI/Impaired Driving Awareness;
- Traffic Safety Resource Prosecutor; and
- GOHS Program Administration.

Table 3.4 FFY 2017 Alcohol and Other Drugs Projects

Related Performance Measure					
Number of fatalities involving a driver or motorcycle operator with a BAC of 0.08 percent or higher.					
Task Area	Grantee	Project Number	Funding Source(s)	Funds Obligated	Funds Spent (FFY 2017)
DUI/Impaired Driving Enforcement and Overtime	ASU PD	2017-AL-001	Sec. 402	\$60,000.00	\$59,738.10
	AZ DLLC	2017-AL-002	Sec. 402	\$85,000.00	\$80,437.88
	Chino Valley PD	2017-AL-014	Sec. 402	\$10,000.00	\$4,829.92
	Clifton PD	2017-AL-015	Sec. 402	\$4,000.00	\$3,990.09
	Coolidge PD	2017-AL-016	Sec. 402	\$14,000.00	\$14,000.00
	El Mirage PD	2017-AL-017	Sec. 402	\$25,000.00	\$24,862.35
	Flagstaff PD	2017-AL-019	Sec. 402	\$30,000.00	\$7,206.71
	Holbrook PD	2017-AL-021	Sec. 402	\$4,500.00	\$4,467.27
	Maricopa County SO	2017-AL-024	Sec. 402	\$30,000.00	\$30,000.00
	Maricopa County SO	2017-AL-025	Sec. 402	\$235,000.00	\$196,619.23
	Mesa PD	2017-AL-027	Sec. 402	\$75,000.00	\$75,000.00
	Navajo County SO	2017-AL-028	Sec. 402	\$14,000.00	\$14,000.00
	Phoenix PD	2017-AL-033	Sec. 402	\$30,000.00	\$26,417.45
	Phoenix PD	2017-AL-034	Sec. 402	\$135,205.70	\$132,256.10
	Phoenix PD	2017-AL-035	Sec. 402	\$70,000.00	\$51,247.00
	Pinal County SD	2017-AL-036	Sec. 402	\$70,000.00	\$70,000.00

Task Area	Grantee	Project Number	Funding Source(s)	Funds Obligated	Funds Spent (FFY 2017)
DUI/Impaired Driving Enforcement and Overtime	Prescott Valley PD	2017-AL-038	Sec. 402	\$25,711.00	\$25,281.18
	Santa Cruz County SO	2017-AL-040	Sec. 402	\$8,000.00	\$7,999.28
	Snowflake-Taylor PD	2017-AL-042	Sec. 402	\$5,000.00	\$4,545.68
	St. Johns PD	2017-AL-043	Sec. 402	\$7,500.00	\$7,500.00
	Tempe PD	2017-AL-046	Sec. 402	\$55,000.00	\$48,337.87
	University of Arizona PD	2017-AL-047	Sec. 402	\$25,000.00	\$24,979.38
	Willcox PD	2017-AL-048	Sec. 402	\$5,000.00	\$5,000.00
	Yuma PD	2017-AL-050	Sec. 402	\$15,000.00	\$15,000.00
	Camp Verde MO	2017-AL-051	Sec. 402	\$6,000.00	\$4,021.82
	Avondale PD	2017-II-001	Sec. 405d	\$50,000.00	\$47,536.58
	Buckeye PD	2017-II-002	Sec. 405d	\$40,000.00	\$40,000.00
	Casa Grande PD	2017-II-003	Sec. 405d	\$20,000.00	\$20,000.00
	Clarkdale PD	2017-II-004	Sec. 405d	\$4,000.00	\$4,000.00
	Cochise County SO	2017-II-005	Sec. 405d	\$34,920.00	\$32,182.09
	Flagstaff PD	2017-II-006	Sec. 405d	\$30,000.00	\$22,518.43
	Graham County SO	2017-II-007	Sec. 405d	\$10,000.00	\$10,000.00
	Huachuca City PD	2017-II-008	Sec. 405d	\$15,000.00	\$14,651.69
	Nogales PD	2017-II-009	Sec. 405d	\$10,000.00	\$9,995.00
	Parker PD	2017-II-010	Sec. 405d	\$8,000.00	\$7,316.85
	Safford PD	2017-II-011	Sec. 405d	\$7,500.00	\$7,499.81
Sahuarita PD	2017-II-012	Sec. 405d	\$10,000.00	\$9,990.25	

Task Area	Grantee	Project Number	Funding Source(s)	Funds Obligated	Funds Spent (FFY 2017)
DUI/Impaired Driving Enforcement and Overtime	San Luis PD	2017-II-013	Sec. 405d	\$10,000.00	\$10,000.00
	Springerville PD	2017-II-014	Sec. 405d	\$5,000.00	\$5,000.00
	Surprise PD	2017-II-015	Sec. 405d	\$40,000.00	\$40,000.00
	Thatcher PD	2017-II-017	Sec. 405d	\$10,000.00	\$10,000.00
	Tolleson PD	2017-II-018	Sec. 405d	\$16,000.00	\$8,233.13
	Apache Junction PD	2017-405d-001	Sec. 405d	\$30,000.00	\$29,934.86
	AZ Dept. of Public Safety	2017-405d-002	Sec. 405d	\$80,000.00	\$79,221.90
	AZ Game and Fish Dept	2017-405d-003	Sec. 405d	\$20,608.00	\$0.00*
	Chandler PD	2017-405d-004	Sec. 405d	\$45,000.00	\$45,000.00
	Cottonwood PD	2017-405d-005	Sec. 405d	\$20,000.00	\$20,000.00
	Douglas PD	2017-405d-006	Sec. 405d	\$20,000.00	\$19,647.48
	Eagar PD	2017-405d-007	Sec. 405d	\$4,000.00	\$3,447.67
	Florence PD	2017-405d-008	Sec. 405d	\$15,000.00	\$11,062.49
	Gila River Indian Community PD	2017-405d-009	Sec. 405d	\$30,000.00	\$30,000.00
	Gilbert PD	2017-405d-010	Sec. 405d	\$110,000.00	\$108,306.75
	Glendale PD	2017-405d-011	Sec. 405d	\$ 11,944.58	\$11,944.58
	Globe PD	2017-405d-012	Sec. 405d	\$10,000.00	\$3,076.65
Goodyear PD	2017-405d-013	Sec. 405d	\$28,061.06	\$28,061.06	
Jerome PD	2017-405d-014	Sec. 405d	\$2,000.00	\$1,568.00	
Kingman PD	2017-405d-015	Sec. 405d	\$20,000.00	\$20,000.00	
La Paz County SO	2017-405d-016	Sec. 405d	\$20,000.00	\$18,674.71	

Task Area	Grantee	Project Number	Funding Source(s)	Funds Obligated	Funds Spent (FFY 2017)
DUI/Impaired Driving Enforcement and Overtime	Marana PD	2017-405d-017	Sec. 405d	\$50,000.00	\$49,815.59
	Maricopa County SO	2017-405d-018	Sec. 405d	\$25,000.00	\$12,434.69
	Maricopa PD	2017-405d-019	Sec. 405d	\$20,000.00	\$19,896.79
	Mesa PD	2017-405d-020	Sec. 405d	\$100,000.00	\$100,000.00
	Northern Arizona University PD	2017-405d-021	Sec. 405d	\$10,080.00	\$9,762.83
	Oro Valley PD	2017-405d-022	Sec. 405d	\$30,000.00	\$27,222.66
	Paradise Valley PD	2017-405d-023	Sec. 405d	\$15,000.00	\$13,560.89
	Peoria PD	2017-405d-024	Sec. 405d	\$65,000.00	\$64,151.57
	Pima Community College Public Safety	2017-405d-026	Sec. 405d	\$20,000.00	\$20,000.00
	Pima PD	2017-405d-027	Sec. 405d	\$2,500.00	\$2,266.32
	Pinal County SO	2017-405d-028	Sec. 405d	\$41,015.95	\$41,015.95
	Pinetop-Lakeside PD	2017-405d-029	Sec. 405d	\$5,600.00	\$5,560.13
	Prescott PD	2017-405d-030	Sec. 405d	\$25,000.00	\$25,000.00
	Salt River PD	2017-405d-031	Sec. 405d	\$50,000.00	\$50,000.00
	Scottsdale PD	2017-405d-032	Sec. 405d	\$100,000.00	\$100,000.00
	Sierra Vista PD	2017-405d-033	Sec. 405d	\$25,000.00	\$23,328.38
	Tempe PD	2017-405d-034	Sec. 405d	\$100,000.00	\$97,925.67
Tombstone MO	2017-405d-035	Sec. 405d	\$10,000.00	\$6,190.39	
Tucson PD	2017-405d-036	Sec. 405d	\$45,214.35	\$45,211.43	
Wickenburg PD	2017-405d-037	Sec. 405d	\$6,000.00	\$4,651.13	

Task Area	Grantee	Project Number	Funding Source(s)	Funds Obligated	Funds Spent (FFY 2017)
DUI/Impaired Driving Enforcement and Overtime	Williams PD	2017-405d-038	Sec. 405d	\$3,500.00	\$3,500.00
	Yavapai County SO	2017-405d-039	Sec. 405d	\$28,100.00	\$28,100.00
	Quartzsite PD	2017-405d-041	Sec. 405d	\$6,000.00	\$6,000.00
	GOHS DUI Van Built-up	2017-405d-506	Sec. 405d	\$62,573.53	\$62,573.53
	GOHS Youth Enforcement	2017-405d-507	Sec. 405d	\$3,000.00	\$1,547.34
DUI/Impaired Driving Equipment & Supplies	ASU PD	2017-AL-001	Sec. 402	\$5,000.00	\$5,000.00
	AZ DLLC	2017-AL-002	Sec. 402	\$1,000.00	\$1,000.00
	AZ Dept. of Public Safety	2017-AL-003	Sec. 402	\$24,511.05	\$20,127.37
	AZ Dept. of Public Safety	2017-AL-005	Sec. 402	\$59,989.00	\$59,818.62
	Buckeye PD	2017-AL-010	Sec. 402	\$7,580.00	\$7,580.00
	Chandler PD	2017-AL-011	Sec. 402	\$5,756.00	\$3,614.34
	Chandler PD	2017-AL-013	Sec. 402	\$2,000.00	\$2,000.00
	Chino Valley PD	2017-AL-014	Sec. 402	\$1,000.00	\$957.85
	Clifton PD	2017-AL-015	Sec. 402	\$2,365.00	\$2,237.49
	Coolidge PD	2017-AL-016	Sec. 402	\$248.00	\$248.00
	El Mirage PD	2017-AL-017	Sec. 402	\$2,000.00	\$1,000.00
	Eloy PD	2017-AL-018	Sec. 402	\$2,000.00	\$1,531.41
	Glendale PD	2017-AL-020	Sec. 402	\$5,000.00	\$3,098.38
	Holbrook PD	2017-AL-021	Sec. 402	\$1,000.00	\$1,000.00
	Maricopa County SO	2017-AL-025	Sec. 402	\$16,273.00	\$15,564.86
	Maricopa PD	2017-AL-026	Sec. 402	\$4,300.00	\$4,300.00

Task Area	Grantee	Project Number	Funding Source(s)	Funds Obligated	Funds Spent (FFY 2017)
DUI/Impaired Driving Equipment & Supplies	Mesa PD	2017-AL-027	Sec. 402	\$7,135.00	\$5,551.30
	Navajo County SO	2017-AL-028	Sec. 402	\$3,700.00	\$3,700.00
	Oro Valley PD	2017-AL-029	Sec. 402	\$3,000.00	\$3,000.00
	Page PD	2017-AL-030	Sec. 402	\$6,536.00	\$4,764.74
	Peoria PD	2017-AL-031	Sec. 402	\$3,806.00	\$3,491.31
	Phoenix PD	2017-AL-033	Sec. 402	\$5,151.00	\$4,989.60
	Pima County SD	2017-AL-036	Sec. 402	\$4,529.00	\$4,529.00
	Pinal County SO	2017-AL-037	Sec. 402	\$32,017.00	\$30,778.44
	Sahuarita PD	2017-AL-039	Sec. 402	\$22,000.00	\$21,999.99
	Sierra Vista PD	2017-AL-041	Sec. 402	\$4,000.00	\$4,000.00
	St. Johns PD	2017-AL-043	Sec. 402	\$2,000.00	\$2,000.00
	Surprise PD	2017-AL-045	Sec. 402	\$7,165.00	\$7,165.00
	Willcox PD	2017-AL-048	Sec. 402	\$2,000.00	\$2,000.00
	Yavapai County SO	2017-AL-049	Sec. 402	\$8,900.00	\$8,900.00
	Yuma PD	2017-AL-050	Sec. 402	\$2,500.00	\$2,499.99
	Gila County SO	2017-AL-052	Sec. 402	\$8,105.00	\$8,105.00
	Casa Grande PD	2017-II-003	Sec. 405d	\$2,606.05	\$2,606.05
	Huachuca City PD	2017-II-008	Sec. 405d	\$875.00	\$833.40
	Thatcher PD	2017-II-017	Sec. 405d	\$1,838.79	\$1,827.94
	Salt River PD	2017-405d-031	Sec. 405d	\$5,373.87	\$4,811.92
Chandler PD	2017-405d-040	Sec. 405d, 402-PT	\$52,250.00	\$43,920.70	

Task Area	Grantee	Project Number	Funding Source(s)	Funds Obligated	Funds Spent (FFY 2017)
DUI/Impaired Driving Equipment & Supplies	Cochise County SO	2017-405d-042	Sec. 405d, 402-PT	\$47,000.00	\$28,200.00
	Graham County SO	2017-405d-043	Sec. 405d, 402-PT	\$47,000.00	\$46,966.21
	Parker PD	2017-405d-044	Sec. 405d, 402-PT	\$50,800.00	\$50,778.93
	Douglas PD	2017-405d-045	Sec. 405d, 402-PT	\$27,000.00	\$27,000.00
	El Mirage PD	2017-405d-046	Sec. 405d, 402-PT	\$40,000.00	\$39,999.21
	Yuma PD	2017-405d-047	Sec. 405d, 402-PT	\$27,000.00	\$27,000.00
	Goodyear PD	2017-405d-048	Sec. 405d, 402-PT	\$47,000.00	\$47,000.00
	Williams PD	2017-405d-049	Sec. 405d, 402-PT	\$47,000.00	\$47,000.00
	Flagstaff PD	2017-405d-050	Sec. 405d, 402-PT	\$27,000.00	\$26,510.18
	Avondale PD	2017-405d-051	Sec. 405d, 402-PT	\$47,000.00	\$47,000.00
	Scottsdale PD	2017-405d-052	Sec. 405d, 402-PT	\$54,000.00	\$54,000.00
	AZ Dept. of Public Safety	2017-405d-054	Sec. 405d	\$211,150.00	\$211,150.00
	AZ Dept. of Public Safety	2017-405d-055	Sec. 405d, 402-PT	\$95,519.96	\$94,702.07
	DUI/Impaired Driving Training	AZ Dept. of Public Safety	2017-AL-004	Sec. 402	\$41,536.00
AZ Game and Fish Dept		2017-AL-006	Sec. 402	\$3,000.00	\$1,382.35
AZ Supreme Court		2017-AL-008	Sec. 402	\$31,343.00	\$31,343.00
Chandler PD		2017-AL-011	Sec. 402	\$6,229.00	\$4,582.70
Santa Cruz County SO		2017-AL-040	Sec. 402	\$1,900.00	\$0.00*
Yavapai County Attorney's Office		2017-AL-053	Sec. 402	\$10,000.00	\$5,924.30
Arizona Prosecuting Attorney's Adv. Council		2017-405d-053	Sec. 405d	\$15,000.00	\$5,439.07
GOHS - GHSA Conference		2017-AL-500	Sec. 402	\$15,000.00	\$1,178.99

Task Area	Grantee	Project Number	Funding Source(s)	Funds Obligated	Funds Spent (FFY 2017)
DUI/Impaired Driving Training	GOHS - DRE Conference	2017-405d-500	Sec. 405d	\$35,000.00	\$34,076.25
	GOHS - DRE/SFST Support/Training	2017-405d-501	Sec. 405d	\$100,000.00	\$15,882.25
	GOHS - Judges Conference	2017-405d-502	Sec. 405d	\$25,000.00	\$1,400.00
	GOHS - Phlebotomy	2017-405d-504	Sec. 405d	\$60,000.00	\$38,866.01
	GOHS- DUI Support Program	2017-405d-508	Sec. 405d	\$10,000.00	\$8,893.68
DUI/Impaired Driving Awareness	AZ SADD	2017-AL-007	Sec. 402	\$57,300.00	\$49,520.46
	AZ Youth Partnership	2017-AL-009	Sec. 402	\$12,000.00	\$10,911.66
	Chandler PD	2017-AL-012	Sec. 402	\$20,000.00	\$19,949.51
	MADD	2017-AL-022	Sec. 402	\$35,000.00	\$34,597.80
	MADD	2017-AL-023	Sec. 402	\$25,000.00	\$22,326.41
	Phoenix Fire Dept.	2017-AL-032	Sec. 402	\$20,000.00	\$16,339.33
	Surprise Fire Dept	2017-AL-044	Sec. 402	\$8,351.00	\$4,546.60
	Surprise PD	2017-II-016	Sec. 405d	\$7,500.00	\$7,263.02
	GOHS - PI&E	2017-AL-501	Sec. 402	\$7,500.00	\$0.00
	GOHS - Public Safety Days	2017-AL-502	Sec. 402	\$30,000.00	\$10,512.86
	GOHS - Storage Unit	2017-AL-503	Sec. 402	\$5,196.00	\$0.00
	GOHS - DUI Law Enforcement Conference	2017-405d-503	Sec. 405d	\$30,000.00	\$23,121.01
	GOHS - Paid Media	2017-405d-505	Sec. 405d	\$100,000.00	\$1,000.00
Traffic Safety Resource Prosecutor	City of Phoenix Prosecutor's Office	2017-405d-025	Sec. 405d	\$140,761.00	\$139,023.70

Task Area	Grantee	Project Number	Funding Source(s)	Funds Obligated	Funds Spent (FFY 2017)
GOHS Program Administration	GOHS Program Admin.	2017-AL-300	Sec. 402	\$140,000.00	\$132,717.35
	GOHS Program Admin.	2017-405d-300	Sec. 405d	\$145,000.00	\$124,984.66
Total Funds Spent (Alcohol and Other Drugs)				\$4,910,129.89	\$4,273,285.64

* Project 2017-405d-003 was awarded but funded out of state funds instead.

* Project 2107-AL-040 was implemented but \$1,900 for training was not expended.

Performance Results – Alcohol and Other Drugs

Arizona continued to be a national leader in DUI enforcement campaigns and strategies. In FFY 2017, over 143 projects were completed to reduce impaired driving fatalities and meet the Calendar Year (CY) 2016 performance target. Alcohol impaired driving fatalities in 2016 decreased to 232 from 269 in 2015. Over 26,000 impaired driving arrests were made in 2015. This strict enforcement keeps Arizona’s roadways much safer.

To combat the prevalence of impaired driving, GOHS awarded funding for overtime enforcement, equipment and training for law enforcement officers statewide. Arizona’s DUI enforcement program is comprised of two parallel enforcement activities: (1) year-long sustained enforcement efforts, and (2) periodic enhanced enforcement campaigns such as holiday DUI task force enforcement efforts. The goals of Arizona’s DUI enforcement efforts are to identify areas that have a high frequency of fatal and/or serious injury collisions and devote resources to those locations to reduce alcohol-related fatalities.

Earned and paid media efforts focused on increasing the public’s awareness of ongoing statewide DUI enforcement activities. GOHS Director Alberto Gutier conducted press conferences and media interviews, in English and Spanish, throughout the year and during holiday enforcement campaigns. Earned media was supplemented with targeted paid media efforts emphasizing Arizona’s “Designate a Driver!” and “Drive Hammered...Get Nailed!” slogans.

Individual law enforcement agencies and the DUI Task Forces conducted saturation patrols and sobriety checkpoints throughout the year with the most intense efforts during holiday periods. The following tables summarize the statewide DUI enforcement results. GOHS also devoted resources to enforce underage drinking laws through partnerships with MADD and SADD as well as awarding funding for agencies to conduct underage drinking enforcement efforts.

Table 3.5 DUI Task Force Statistics (DUI Arrests – Select Holidays)

	2012	2013	2014	2015	2016	2017
Memorial Day	547	559	515	438	482	570
Independence Day	582	433	517	476	505	562
Labor Day	780	659	700	469	472	507
Thanksgiving-New Year’s	3,485	2,764	2,568	2,174	2,234	NA

Source: GOHS 2017 statistics for Thanksgiving-New Year’s unavailable at time of publication.

Table 3.6 DUI Task Force Statistics (by Calendar Year)

	2012	2013	2014	2015	2016
# Officers Cumulative	51,655	46,210	53,912	54,071	64,225
# Contacts	877,617	839,268	1,131,453	1,054,165	1,133,544
Sober Designated Drivers Contacted	6,641	6,759	14,490	12,760	9,057
Total DUI Arrests	32,171	31,905	29,282	27,798	26,077
Aggravated DUI	3,698	3,645	3,530	4,069	3,512
Misdemeanor DUI	28,476	28,260	25,752	23,729	22,565
Extreme DUI	9,002	8,217	8,423	7,380	7,134
Under 21 DUI	1,532	1,464	1,461	1,383	1,349
Average BAC	0.151	0.151	0.152	0.158	0.155
Seat Belt Citations	29,710	27,840	24,851	25,649	29,372
Child Restraint Citations	3,671	4,476	4,756	4,825	5,115
Underage Consumption	7,988	8,585	7,578	5,435	4,827
DUI Drug	4,511	4,520	4,193	5,691	5,028
Other Citations*	378,010	482,190	566,261	586,985	633,987

Source: GOHS

* 2013-2016 Other Citations include Criminal Speed, Aggressive Driving, and Civil Speed citations.

Project Descriptions

Task Area - DUI/Impaired Driving Enforcement and Overtime

Project Description - This task awarded funding to numerous law enforcement agencies to conduct enforcement targeted towards DUI and impaired drivers. A substantial portion of the DUI task force statistics shown above can be attributed to enforcement funded by this task. Some overtime funding was also made available to combat underage drinking, particularly around college campuses.

Task Area - DUI/Impaired Driving Equipment

Project Description - This task awarded funding to 45 law enforcement agencies. The need to process blood and breath evidence in DUI and impaired driving cases necessitates the purchase of specialized equipment. This equipment includes portable breath testing devices for officers to use in the field as well as lab equipment such as gas chromatograph systems, drug screening devices and other processing equipment.

GOHS provides funds to purchase DUI processing vans to assist agencies in drawing blood for future testing. These vans are deployed throughout enforcement areas to shorten officer travel times and



*AZ Dept. of Public Safety
Gas Chromatograph for Tucson office*

DUI processing time. Additionally, GOHS awarded funding for motorcycles, SUVs and one pickup truck for dedicated DUI and impaired driving enforcement. Different types of vehicles are necessary due to the various settings Arizona law enforcement encounter. For example, pickup trucks prove to be very valuable in certain rural communities where unpaved roads are prevalent.

Task Area - DUI/Impaired Driving Training

Project Description - This task awarded funding for training required to combat DUI and impaired drivers. GOHS emphasized training of law enforcement officers in standardized field sobriety test (SFST) and horizontal gaze nystagmus (HGN) training, law enforcement phlebotomy training, drug recognition expert (DRE) courses, advanced roadside impaired driving enforcement (ARIDE) and drug impaired training for educational professionals (DITEP) courses. Additionally, conferences were held for law enforcement, prosecutors and judges to educate them on DUI laws and how DUI cases progress through the court system. These conferences allowed law enforcement and prosecutors to collaborate to ensure DUI cases are handled fairly and correctly.

Task Area - DUI/Impaired Driving Awareness

Project Description - Funding was awarded to increase public awareness of the dangers and consequences of driving impaired. Media efforts concentrated around holidays and other times when impaired driving was most likely to be a problem. GOHS supported law enforcement efforts to increase public awareness as well. One effective tool used by the Arizona law enforcement and educational community is the “Mock Crash.” A “Mock Crash” is a staged event, typically as a presentation at a high school, where a fake accident scene is laid out. The audience is shown what happens from when first responders arrive at the scene all the way to when a law enforcement officer must inform the accident victim’s parents that their child died from an accident with an impaired driver.

Task Area - Traffic Safety Resource Prosecutor

Project Description - Beth Barnes, from the City of Phoenix Prosecutor’s Office, continued to serve as Arizona’s GOHS Traffic Safety Resource Prosecutor (TSRP). She has held this position since 2007. During the past fiscal year, with support from GOHS, the Arizona GOHS TSRP program was once again one of the most successful TSRP programs in the nation.

The Arizona GOHS TSRP program supported the innovative work conducted in Arizona in DUI and impaired driving enforcement in numerous ways in FFY 2017. For example, Ms. Barnes provided training to approximately 5,700 prosecutors, law enforcement officers, crime lab personnel, judges, interns, and community members during the more than 260 presentations and training sessions she gave. She also coordinated speakers for additional programs that occurred when she was unavailable due to prior commitments.



Director Gutier and Ms. Barnes at the GOHS sponsored Advanced DUI Seminar for Prosecutors

Ms. Barnes responded to almost 1,500 requests for assistance from prosecutors, law enforcement officers, and crime lab personnel. Medical blood draw issues, medical marijuana DUI issues, prescription drug DUIs, and assistance with preparing for defense experts continued to be the most common topics. Various materials were provided including but not limited to: copies of the GOHS Law Enforcement Phlebotomy Marketing Plan, law enforcement phlebotomy guidelines and forms, materials to assist prosecutors prepare for defense experts, scientific DUI related studies, breath and blood testing materials, predicate questions for the various parts of a DUI trial, officer court preparation materials, trial and appellate court pleadings, jury instructions, voir dire questions, tip sheets and DUI sentencing charts.

Ms. Barnes maintained and added to her e-mail lists of Arizona prosecutors, officers, crime lab employees and traffic safety professionals who desire to be kept abreast of DUI and traffic issues. The lists continue to contain more than 500 members and are an effective means of communicating with those in Arizona who enforce DUI laws. When new case law, new legislation, rule changes, other issues of significance or materials came to her attention, Ms. Barnes sent a notice to the members of the groups (more than 35 times this fiscal year).

Ms. Barnes continued to maintain the Arizona GOHS TSRP DUI Defense Expert Bank. When a request was received from a prosecutor for assistance with preparing to cross-examine a national or local defense expert, materials were provided along with consultation if requested. This year, one of the forensic scientists from our state lab retired and became a defense expert. Ms. Barnes proactively gathered materials to assist prosecutors prepare for him.

She also attended numerous law enforcement DUI details and conferences, assisted GOHS in coordinating the GOHS Law Enforcement and Prosecutors Traffic Safety Conference and the GOHS Advanced DUI Prosecutor's Conference, worked at the Arizona State Fair GOHS "Safety Days" booth, attended the Holiday DUI Task Force Details press conference, represented GOHS/Arizona at the national DRE conference, consulted with numerous states regarding starting an officer phlebotomy program modeled after Arizona's, and attended numerous GOHS meetings. The high regard that is held nationally for Arizona GOHS supported impaired driving enforcement is reflected in the fact that Ms. Barnes was recently appointed as the prosecutor representative for the IACP Technical Advisory Panel (TAP) for Impaired Driving Programs.

Throughout its tenure, Arizona's TSRP program has focused on four primary objectives:

1. Provide training to prosecutors, law enforcement and other traffic safety professionals;
2. Be a resource for prosecutors and the traffic safety community statewide;
3. Improve communication; and
4. Be a liaison.

To achieve these objectives, the Arizona GOHS TSRP focused on two continuing goals: 1) increase the visibility of traffic safety cases with prosecutors and prosecutors' visibility with the traffic safety community; and 2) increase the confidence in their traffic cases for prosecutors going into the courtroom.

GOHS will continue to fund the GOHS TSRP during the next fiscal year.

Task Area - GOHS Program Administration

Project Description - GOHS activities included writing, managing and monitoring grants and contracts. GOHS personnel coordinated the activities and tasks outlined in the Highway Safety Plan and provided status reports and updates on project activity to the GOHS Director and other parties, as required. GOHS personnel monitored project activity, prepared and maintained project documentation and evaluated task accomplishments of their grant portfolios. Funding supported personnel services, employee related expenses and other operating expenses for the GOHS grant manager and grant project coordinators.

3.3 EMERGENCY MEDICAL SERVICES (EM)

Emergency Medical Services (EMS) are a vital component of a safe transportation system. The difference between a serious injury and a fatality is often attributable to the timeliness and effectiveness of an emergency response. Emergency responders need access to quality equipment and training to respond to traffic crashes in the most effective way possible. These issues are most pressing in rural areas, where response times tend to be longer, and resources are lacking.

In FFY 2017, the Governor’s Office of Highway Safety (GOHS) awarded funding for first responder equipment in areas with a high number of fatalities and longer response times. This funding awarded several fire departments and fire districts with equipment aimed at decreasing response times and fatalities in rural area collisions.

Performance Targets

Table 3.7 Performance Targets and Measures (Emergency Medical Services)

Performance Target	Performance Measure
Increase the number of fire departments/districts receiving equipment.	Number of new fire departments/ districts receiving equipment.
Increase the number of first responders receiving training in the use of crash extrication equipment.	Number of first responders trained.

Projects and Funding

Table 3.8 contains a list of the Emergency Medical Services projects, the relevant performance measures, the funds spent on each project and the project status. These projects are grouped into the following two task areas:

- First Responder Equipment; and
- GOHS Program Administration.

Table 3.8 FFY 2017 Emergency Medical Services Projects**Related Performance Measure(s)**

Number of new fire departments/districts receiving equipment.
 Number of first responders trained.

Task Area	Grantee	Project Number	Funding Source	Funds Obligated	Funds Spent (FFY 2017)
First Responder Equipment	Coolidge Fire Dept	2017-EM-001	Sec. 402	\$39,750.00	\$39,687.87
	Flagstaff Fire Dept	2017-EM-002	Sec. 402	\$13,500.00	\$12,146.52
	Forest Lakes Fire Dist	2017-EM-003	Sec. 402	\$10,500.00	\$10,496.56
	Sun City Fire Dist	2017-EM-004	Sec. 402	\$23,661.00	\$22,254.33
	Tolleson Fire Dept	2017-EM-005	Sec. 402	\$15,000.00	\$14,999.90
	Whetstone Fire Dist	2017-EM-006	Sec. 402	\$25,000.00	\$25,000.00
	Pinal Rural Fire Rescue	2017-EM-007	Sec. 402	\$13,000.00	\$13,000.00
GOHS Program Administration	GOHS Program Admin.	2017-EM-300	Sec. 402	\$20,000.00	\$0.00
Total Funds Spent (Emergency Medical Services)				\$160,411.00	\$137,585.18

Performance Results – Emergency Medical Services

In FFY 2017, seven fire agencies were awarded funding to purchase equipment to assist first responders at traffic crashes. These purchases enable rural emergency responders to shorten response time for the arrival of appropriate equipment and are intended to reduce fatalities by expediting medical care to crash victims.

Project Descriptions

Task Area – First Responder Equipment

Project Description – Fire Districts/Departments were awarded funding to purchase equipment to assist first responders at traffic accidents. The main purpose of these purchases is to shorten the time it takes for medical personnel to properly care for victims in these accidents. Most of the equipment fulfills this purpose, either by allowing first responders to get to victims by cutting away the vehicle (extrication equipment) or by stabilizing the vehicle so that first responders can safely work in and remove crash victims from the vehicle.

Six fire agencies were awarded funding for extrication equipment. This equipment comes in many forms depending on the intended application. This stronger cutter is needed to address the increasingly safer, but harder to cut, metals used in modern automobiles. (*below*)



*Coolidge Fire Dept
Extrication equipment package*



*Pinal Rural Fire Rescue
Mini refurbished rescue pumper*

Task Area – GOHS Safety Program Administration

Project Description – GOHS personnel administered and managed the 402 Emergency Medical Services program which included writing, managing and monitoring grants and contracts. GOHS personnel coordinated the activities and tasks outlined in the Highway Safety Plan and provided status reports and updates on project activity to the GOHS Director and other parties, as required. GOHS personnel monitored project activity, prepared and maintained project documentation and evaluated task accomplishments of their grant portfolios.

3.4 MOTORCYCLE SAFETY (MC)

The combination of speed and exposure makes motorcycle crashes more severe than other types of crashes. Motorcycle fatalities accounted for 15 percent of Arizona's fatalities in 2016. The five-year moving average since 2012 shows a small increasing trend in motorcycle fatalities year after year.

To address the risks associated with motorcycle riding, the Governor's Office of Highway Safety (GOHS) implemented a media campaign in FFY 2017. The purposes of the campaign were to educate motorcycle riders on safe riding practices, such as helmet use and distracted riding, as well as provide general information about Arizona's motorcycle laws. In addition, GOHS's partnership with the Arizona Motorcycle Safety and Awareness Foundation as well as local law enforcement helps ensure motorcycle operators have rider education readily available.

Performance Targets

Table 3.9 Performance Targets and Measures (Motorcycle Safety)

Performance Targets	Performance Measures
Reduce motorcycle fatalities 7.7 percent from 130 (2010-2014 average) to 120 by 2017.	Number of motorcycle fatalities.
Reduce unhelmeted motorcycle fatalities 13 percent from 69 (2010-2014 average) to 60 by 2017.	Number of unhelmeted motorcycle fatalities.

Projects and Funding

Table 3.10 contains a list of the two Motorcycle Safety projects, relevant performance measures, funds spent on each project, and project status. These projects are grouped into the following three task areas:

- Motorcycle Enforcement Overtime; and
- Motorcycle Training and Awareness.

Table 3.10 FFY 2017 Motorcycle Safety Projects**Related Performance Measure(s)**

Number of motorcycle fatalities.

Number of unhelmeted motorcycle fatalities.

Task Area	Grantee	Project Number	Funding Source(s)	Funds Obligated	Funds Spent (FFY 2017)
Motorcycle Enforcement Overtime	Phoenix PD	2017-MC-003	Sec. 402	\$25,000.00	\$24,970.10
Motorcycle Safety Training and Awareness	Chandler PD	2017-MC-001	Sec. 402	\$16,500.00	16,057.02
	Peoria PD	2017-MC-002	Sec. 402	\$8,945.00	\$8,945.00
	AMSAF	2017-405f-001	Sec. 405f	\$100,000.00	\$0.00*
	GOHS Paid Media	2017-405f-500	Sec. 405f	\$102,000.00	\$91,842.98
Total Funds Spent (Motorcycle Safety)				\$252,445.00	\$141,815.10

* Project 2017-405f-001 was not implemented nor awarded as it was paid for out of state funds.

Performance Results – Motorcycle Safety

Motorcycle fatalities, including those of unhelmeted drivers, continue to be a concern. Fatalities increased from 137 in 2015 to 146 in 2016. GOHS paid media campaign promoting public awareness of and compliance with Arizona’s motorcycle laws is helping increase awareness and is expected to result in fewer fatalities in the years ahead.

Project Descriptions

Task Area – Motorcycle Enforcement Overtime

Project Description – This task awarded funding to the Phoenix Police Department to conduct traffic enforcement geared towards motorcycle safety. Officers focused on areas most frequented by motorcyclists and helped ensure the motorcycle operators respected traffic laws and were given proper respect by other motorists.

Task Area – Motorcycle Safety Training and Awareness

Project Description – This task awarded funding to the Chandler Police Department and Peoria Police Department to increase motorcycle safety through training motorcycle operators. The Peoria Police Department hosted two motorcycle safety classes for the public.



*Peoria Police Department
Motorcycle Training courses*

3.5 OCCUPANT PROTECTION (OP)

Unrestrained fatalities accounted for 25 percent of Arizona’s 962 traffic deaths in 2016. The 241 fatalities in 2016 is a 6% decrease from the 256 fatalities in 2015.

Although unrestrained fatalities have been consistent for the past few years, seat belt use has continued to rise. From 2012 to 2016, seat belt use has increased 7% from 82.9 percent to 88.0 percent.

The Governor’s Office of Highway Safety (GOHS) works to increase safety belt and child safety seat use through statewide enforcement and education campaigns under the banner of “*Buckle Up Arizona...It’s the Law!*” Arizona’s law enforcement agencies implement a zero-tolerance policy when they encounter nonuse of safety belts coincidental to a stop for other traffic infractions. GOHS is proud to fund the Children are Priceless Passengers (CAPP) program designed to improve the child safety seat usage rate in partnership with law enforcement, hospitals and nonprofit organizations throughout the State.

GOHS continues to support the national “Click it or Ticket” campaign through the “Buckle Up Arizona...It’s the Law!” campaign by providing overtime funding for traffic enforcement during the campaign period. GOHS awarded funding to 24 law enforcement agencies for this campaign.

Occupant Protection enforcement is supported by education and public awareness activities conducted by GOHS together with public and private sector partners. The activities include safety belt and child safety seat classes and inspections, media awareness campaigns and other events.

Performance Targets

Table 3.11 Performance Targets and Measures (Occupant Protection)

Performance Targets	Performance Measures
Reduce unrestrained passenger vehicle occupant fatalities, all seat positions by 6.5 percent from 230 (2010-2014 average) to 215 by 2017.	Number of unrestrained vehicle occupant fatalities in all seating positions.
Increase observed seat belt use for passenger vehicles, front seat outboard occupants by 2.8 percentage points from 86.6 percent in 2015 to 89 percent by 2017.	Percentage of front seat vehicle occupants observed using safety belts.

Projects and Funding

Table 3.12 contains a list of Occupant Protection projects, the relevant performance measures, the funds spent on each project and the project status. These projects are grouped into the following seven task areas:

- Occupant Protection Enforcement and Education;
- Occupant Protection High Risk Population Programs;
- Occupant Protection Equipment;
- Occupant Protection Training and Education;
- Occupant Protection Awareness;
- GOHS Program Administration; and
- GOHS Annual Seat Belt Survey.

Table 3.12 FFY 2017 Occupant Protection Projects**Related Performance Measure(s)**

Number of unrestrained vehicle occupant fatalities in all seating positions.
 Percentage of front seat occupants observed using safety belts.

Task Area	Grantee	Project Number	Funding Source(s)	Funds Obligated	Funds Spent (FFY 2017)
Occupant Protection Enforcement and Education	AZ Dept. of Public Safety	2017-OP-001	Sec. 402	\$32,065.00	\$31,882.98
	Chandler Fire, Health & Med. Dept.	2017-OP-002	Sec. 402	\$20,000.00	\$16,949.30
	El Mirage Fire Dept	2017-OP-005	Sec. 402	\$1,064.81	\$1,064.81
	Maricopa PD	2017-OP-008	Sec. 402	\$5,630.00	\$2,223.74
	Santa Cruz County SO	2017-OP-014	Sec. 402	\$3,000.00	\$0.00*
	Tempe PD	2017-OP-016	Sec. 402	\$20,000.00	\$19,447.36
	Tucson PD	2017-OP-018	Sec. 402	\$31,923.00	\$29,490.24
	Chandler PD	2017-405b-001	Sec. 405b	\$25,000.00	\$25,000.00
	Glendale PD	2017-405b-003	Sec. 405b	\$20,000.00	\$19,945.31
	Show Low PD	2017-405b-005	Sec. 405b	\$8,025.00	\$6,334.58
	GOHS CIOT Enforcement Wave	2017-405b-503	Sec. 405b	\$161,260.00	\$146,011.08
Occupant Protection High Risk Population Programs	Phoenix Fire Dept.	2017-OP-012	Sec. 402	\$124,626.96	\$121,598.98
	Phoenix PD	2017-OP-013	Sec. 402	\$35,100.00	\$31,962.75

Task Area	Grantee	Project Number	Funding Source(s)	Funds Obligated	Funds Spent (FFY 2017)
Occupant Protection High Risk Population Programs	Florence PD	2017-405b-002	Sec. 405b	\$5,000.00	\$2,818.90
	Pima County SD	2017-405b-004	Sec. 405b	\$12,000.00	\$12,000.00
Occupant Protection Equipment & child safety seats	Chandler Fire, Health & Med. Dept.	2017-OP-002	Sec. 402	\$9,571.00	\$9,569.06
	Child and Family Resources – Pinal	2017-OP-003	Sec. 402	\$25,000.00	\$24,713.29
	Coconino County PHSD	2017-OP-004	Sec. 402	\$12,348.00	\$10,992.47
	El Mirage Fire Dept.	2017-OP-005	Sec. 402	\$4,767.19	\$4,725.79
	Fry Fire Dist.	2017-OP-006	Sec. 402	\$10,000.00	\$9,956.81
	Maricopa Integrated Health System	2017-OP-007	Sec. 402	\$16,117.00	\$16,060.28
	Maricopa PD	2017-OP-008	Sec. 402	\$1,500.00	\$1,500.00
	Mariposa Community Health Center	2017-OP-009	Sec. 402	\$5,000.00	\$5,000.00
	Nogales PD	2017-OP-010	Sec. 402	\$3,839.00	\$3,824.89
	Phoenix Children’s Hospital	2017-OP-011	Sec. 402	\$30,000.00	\$29,953.00
	Santa Cruz County SO	2017-OP-014	Sec. 402	\$1,250.00	\$1,232.29
	Snowflake-Taylor PD	2017-OP-015	Sec. 402	\$717.00	\$717.00
	Tucson Medical Center Health Care	2017-OP-017	Sec. 402	\$30,000.00	\$29,983.92
	Verde Valley Fire Dist.	2017-OP-019	Sec. 402	\$8,000.00	\$7,910.05
Yavapai Regional Medical Center	2017-OP-020	Sec. 402	\$7,270.00	\$7,269.53	
Northwest Fire Dist	2017-OP-021	Sec. 402	\$10,778.00	\$10,776.53	

Task Area	Grantee	Project Number	Funding Source(s)	Funds Obligated	Funds Spent (FFY 2017)
Occupant Protection Equipment & child safety seats	Maricopa Fire Dept.	2017-OP-022	Sec. 402	\$2,500.00	\$2,500.00
	Tucson Fire Dept.	2017-OP-024	Sec. 402	\$2,436.00	\$2,242.00
	GOHS - Car Seats	2017-405b-502	Sec. 405b	\$30,000.00	\$15,306.18
Occupant Protection Training & Education	Safe Kids - Maricopa	2017-OP-023	Sec. 402	\$1,857.20	\$1,733.20
	Maricopa Fire Dept	2017-405b-006	Sec. 405b	\$17,500.00	\$3,112.74
	GOHS - CAPP Support	2017-OP-503	Sec. 402	\$3,000.00	\$3,000.00
	GOHS - CAPP Support	2017-405b-501	Sec. 405b	\$50,000.00	\$8,145.67
	GOHS - Lifesavers Conference	2017-405b-505	Sec. 405b	\$15,000.00	\$0.00
	GOHS - PI&E	2017-405b-507	Sec. 405b	\$7,500.00	\$104.00
	GOHS - Public Safety Days	2017-405b-508	Sec. 405b	\$10,000.00	\$0.00
	GOHS - Storage Unit	2017-405b-509	Sec. 405b	\$5,000.00	\$0.00
Occupant Protection Awareness	GOHS - CIOT Paid Media	2017-405b-504	Sec. 405b	\$25,000.00	\$0.00
	GOHS Media	2017-405b-506	Sec. 405b	\$25,000.00	\$0.00
GOHS Program Administration	GOHS - Program Admin.	2017-OP-300	Sec. 402	\$25,000.00	\$14,752.87
	GOHS - Program Admin.	2017-405b-300	Sec. 405b	\$35,000.00	\$28,824.07
GOHS Survey	GOHS - Survey	2017-OP-505	Sec. 402	\$500.00	\$26.00
	GOHS Annual Seat Belt Survey	2017-405b-500	Sec. 405b	\$67,800.00	\$67,000.00
Total Funds Spent (Occupant Protection)				\$1,003,945.16	\$787,661.67

* Project 2017-OP-014 was implemented but \$3,000 for Overtime was not expended due to short staff.

Performance Results – Occupant Protection

Unrestrained passenger vehicle occupant fatalities decreased from 256 in 2015 to 241 in 2016. GOHS completed 26 Occupant Protection projects in FFY 2016 to help meet the performance targets.

Project Descriptions

Task Area – Occupant Protection Enforcement and Education

Project Description – This task awarded funding to law enforcement agencies for overtime and associated employee related expenses for enforcement and education of Arizona seat belt and child safety seat laws. This task included a concentrated enforcement effort in conjunction with the national 2017 “Click It or Ticket” campaign.

Table 3.13 “Buckle Up Arizona...It’s the Law!” Campaign

	2014	2015	2016	2017
Number of Agencies Participating	21	22	21	24
Seat Belt Citations	2788	3284	2227	2083
Child Restraint Citations	178	311	134	119
DUI	162	966	197	268
Felony Arrests	180	527	461	483
Stolen Vehicles	12	274	272	316
Fugitives Apprehended	231	998	1154	1285
Suspended Licenses	307	1430	435	456
Uninsured Motorists	955	2882	1111	961
Speed Citations	4120	13,311	4245	4057
Reckless Driving Citations	12	56	20	13
Drugs	119	275	370	488
Other Arrests	697	2474	1218	1457

Source: Data reported by participating agencies.

Task Area – Occupant Protection Equipment and Child Safety Seats

Project Description – This task awarded funding for agencies to distribute child safety seats throughout their individual communities and provide education to parents and guardians on the proper installation and use of the safety seats. Grant awards were distributed among police, fire and social services agencies across the State.



Task Area – Occupant Protection Training

Project Description – This task awarded funding for child safety seat inspection events, earned/paid media and the GOHS Safety Days to provide training centered on occupant protection. In addition, this task provides support to occupant protection training efforts through supporting the Children Are

Precious Passengers (CAPP) Program. This program educates motorists of the effectiveness of continuous and proper use of child safety seats.

GOHS hosts an annual event at the Arizona State Fair called “Safety Days at the State Fair.” This task helped provide funding in support of the Safety Days event, at which guests at the State Fair meet law enforcement and fire personnel and learn about every aspect of highway safety, including proper seat belt and child safety seat use.




GOHS 2017 “Safety Days at the State Fair” event

Task Area – Occupant Protection Awareness

Project Description – This task was established for the development and distribution of media campaigns (electronic, print, radio, PSAs and social media) to promote public awareness of and compliance with Arizona’s occupant protection, safety belt, and child safety seat laws.

Task Area – GOHS Program Administration

Project Description – This task provided funding to GOHS to administer and manage 402 Occupant Protection programs. These funds enabled GOHS to write, manage and monitor grants and contracts. They also funded GOHS personnel to coordinate the activities and tasks outlined in the Highway Safety Plan and provide status reports and updates on project activity to the GOHS Director and other parties, as required. GOHS personnel monitored project activity, prepared and maintained project documentation, and evaluated task accomplishments of their grant portfolios.



Task Area - GOHS Annual Seat Belt Survey

Project Description - This task provided funding for the GOHS's annual seat belt survey. This survey calculates the seat belt usage percentage used as a performance measure by Arizona in the Highway Safety Plan and Annual Report. Other important data, including motorcycle helmet usage, is gathered in the survey.

3.6 PEDESTRIAN AND BICYCLE SAFETY (PS)

The safety of pedestrians and bicyclists is a high priority in Arizona. In 2015, pedestrian fatalities accounted for 20% of Arizona's fatalities, while bicycle fatalities accounted for 3% of total fatalities.

Arizona addresses pedestrian and bicycle safety through targeted enforcement, providing safety equipment and materials, and conducting outreach and education activities.

Performance Targets

Table 3.14 Performance Targets and Measures (Pedestrian and Bicycle Safety)

Performance Target	Performance Measures
Reduce pedestrian fatalities by 4.3 percent from 141 (2010- 2014 average) to 135 by 2017.	Number of pedestrian fatalities.
Reduce bicycle fatalities 12.5 percent from 24 (2010-2014 average) to 21 by 2017.	Number of bicycle fatalities.

Projects and Funding

Table 3.15 contains a list of completed Pedestrian and Bicycle Safety projects, the relevant performance measures, the funds spent on each project, and the project status. These projects are grouped into the following task areas:

- Pedestrian and Bicycle Safety Enforcement;
- Pedestrian and Bicycle Safety Education and Awareness;
- School Bus Safety;
- Roadway Safety; and
- GOHS Program Administration.

Table 3.15 FFY 2017 Pedestrian and Bicycle Safety Projects**Related Performance Measure(s)**

Number of pedestrian fatalities.
Number of bicycle fatalities.

Task Area	Grantee	Project Number	Funding Source(s)	Funds Obligated	Funds Spent (FFY 2017)
Pedestrian and Bicycle Safety Enforcement	Northern AZ. University PD	2017-PS-006	Sec. 402	\$10,300.00	\$9,190.01
	AZ State University PD	2017-405h-001	Sec. 405h	\$3,080.00	\$2,772.22
	Phoenix PD	2017-405h-002	Sec. 405h	\$60,000.00	\$60,000.00
	Tucson PD	2017-405h-003	Sec. 405h	\$25,000.00	\$25,000.00
	University of AZ PD	2017-405h-004	Sec. 405h	\$15,323.00	\$15,323.00
Pedestrian and Bicycle Safety Education and Awareness	Cardon Children's Medical Center	2017-PS-001	Sec. 402	\$10,000.00	\$9,994.10
	Coconino County PHSD	2017-PS-002	Sec. 402	\$1,075.00	\$975.74
	El Mirage Fire Dept.	2017-PS-003	Sec. 402	\$405.00	\$371.50
	Maricopa Integrated Health System	2017-PS-004	Sec. 402	\$5,033.00	\$5,031.95
	Maricopa PD	2017-PS-005	Sec. 402	\$4,200.00	\$266.68
	Peoria PD	2017-PS-007	Sec. 402	\$19,973.00	\$19,970.23
	Phoenix Children's Hospital	2017-PS-008	Sec. 402	\$13,875.00	\$13,875.00
	Phoenix Fire Dept.	2017-PS-009	Sec. 402	\$25,000.00	\$23,668.32
	Phoenix Street Transportation	2017-PS-010	Sec. 402	\$35,000.00	\$35,000.00
	Phoenix Street Transportation	2017-PS-011	Sec. 402	\$10,000.00	\$9,997.45
	Yavapai County SO	2017-PS-012	Sec. 402	\$500.00	\$500.00
	School Bus Safety	Gilbert PD	2017-SB-001	Sec. 402	\$50,000.00
Peoria PD		2017-SB-002	Sec. 402	\$6,480.00	\$6,480.00
Pima County SD		2017-SB-003	Sec. 402	\$20,000.00	\$19,877.27
Roadway Safety	GOHS Paid Media - Wrong Way Driving	2017-RS-500	Sec. 402	\$50,000.00	\$0.00

Task Area	Grantee	Project Number	Funding Source(s)	Funds Obligated	Funds Spent (FFY 2017)
GOHS Program Administration	GOHS Program Admin.	2017-PS-300	Sec. 402	\$10,000.00	\$0.00
	GOHS PI&E	2017-PS-500	Sec. 402	\$5,000.00	\$0.00
Total Funds Spent (Pedestrian and Bicycle Safety)				\$373,744.00	\$308,293.47

Performance Results – Pedestrian and Bicycle Safety

The number of pedestrian and bicyclist fatalities increased from 183 in 2015 to 221 in 2016, an increase of 21%. GOHS completed bicycle and pedestrian safety projects in FFY 2017 to help meet the performance target.

Project Descriptions

Task Area – Pedestrian and Bicycle Safety Enforcement

Project Description – This task awarded funding for pedestrian and bicycle safety overtime. Enforcement efforts covered every aspect of pedestrian and bicycle safety. Often agencies include pedestrian safety media campaigns as part of their pedestrian safety overtime activities.

Task Area – Pedestrian and Bicycle Safety Awareness

Project Description – This task awarded funding to agencies for pedestrian and bicycle safety awareness. Many agencies participated in Bicycle Safety Rodeos, events focused on engaging residents and making bicycle safety fun for youth cyclists. These Bicycle Safety Rodeos often include other highway safety messages involving pedestrian safety and proper child safety seat and seat belt use. Funds supporting these events were used for overtime and to purchase supplies, including bicycle helmets and pamphlets advertising the events. Other pedestrian and bicycle safety presentations were held at schools throughout the year.

Task Area – School Bus Safety

Project Description – This task provided funding to the Gilbert Police Department, Peoria Police Department and Pima County Sheriff’s Department for school bus enforcement overtime. This enforcement focuses on ensuring motorists follow laws regarding school buses especially that all motorists must stop when the school bus stop sign is extended.

Task Area – GOHS Program Administration

Project Description – This task provided funding to GOHS to administer and manage 402 Pedestrian and Bicycle Safety programs which enabled GOHS to write, manage and monitor grants and contracts. They also funded GOHS personnel to coordinate the activities and tasks outlined in the Highway Safety Plan and provide status reports and updates on project activity to the GOHS Director and other parties, as required. GOHS personnel monitored project activity, prepared and maintained project documentation, and evaluated task accomplishments of their grant portfolios.

3.7 POLICE TRAFFIC SERVICES (PT)

Speeding is the number one contributing factor in fatal traffic crashes in Arizona. In 2016, speed was a factor in 311 fatalities, 33% of all fatalities in Arizona. While speed-related fatalities have remained relatively constant for the past few years, they are significantly lower than levels seen in the mid-2000's.

Addressing speeding and other aggressive driving behaviors requires strong enforcement laws. Fortunately, Arizona has a “Double Fine” program, which gives law enforcement officers the ability to suspend an individual’s driver’s license when eight or more points are accumulated within a 12-month period. The “Double Fine” program is extended to speeding more than the posted speed limit in construction zones when workers are present.

Arizona aggressively prosecutes and adjudicates red light violators. In addition to providing overtime for Selective Traffic Enforcement Programs (STEP), the Governor’s Office of Highway Safety (GOHS) funds laser and radar guns, speed trailers and vehicles to apprehend aggressive drivers for several law enforcement agencies.

Performance Targets

Table 3.16 Performance Targets and Measures (Police Traffic Services)

Performance Target	Performance Measure
Reduce speeding-related fatalities by 11.3 percent from 282 (2010-2014 average) to 250 by 2017.	Number of speeding-related fatalities.

Projects and Funding

Table 3.17 contains a list of the Police Traffic Services projects, the relevant performance measures, the funds spent on each project and the project status. These projects are grouped into the following six task areas:

- Selective Traffic Enforcement Program Overtime;
- Selective Traffic Enforcement Program Equipment;
- Selective Traffic Enforcement Program Awareness;
- GOHS Training;
- GOHS Speed Survey; and
- GOHS Program Administration.

Table 3.17 FFY 2017 Police Traffic Services Projects**Related Performance Measure(s)**

Number of speeding-related fatalities.

Task Area	Grantee	Project Number	Funding Source	Funds Obligated	Funds Spent (FFY 2017)
Selective Traffic Enforcement Program Overtime	Apache County SO	2017-PT-001	Sec. 402	\$14,900.00	\$7,074.45
	AZ Dept. of Public Safety	2017-PT-003	Sec. 402	\$30,000.00	\$29,999.22
	AZ Dept. of Public Safety	2017-PT-004	Sec. 402	\$20,000.00	\$20,000.00
	AZ Dept. of Public Safety	2017-PT-005	Sec. 402	\$25,000.00	\$24,999.81
	Buckeye PD	2017-PT-007	Sec. 402	\$3,000.00	\$2,900.39
	Chino Valley PD	2017-PT-010	Sec. 402	\$10,000.00	\$7,482.20
	Clarkdale PD	2017-PT-011	Sec. 402	\$4,000.00	\$3,624.09
	Clifton PD	2017-PT-012	Sec. 402	\$4,000.00	\$3,657.83
	Coolidge PD	2017-PT-013	Sec. 402	\$6,000.00	\$6,000.00
	Cottonwood PD	2017-PT-014	Sec. 402	\$10,000.00	\$10,000.00
	Eagar PD	2017-PT-015	Sec. 402	\$4,000.00	\$2,150.31
	El Mirage PD	2017-PT-016	Sec. 402	\$5,000.00	\$5,000.00
	Florence PD	2017-PT-018	Sec. 402	\$13,000.00	\$13,000.00
	Gila River Indian Community PD	2017-PT-020	Sec. 402	\$20,000.00	\$20,000.00
Glendale PD	2017-PT-021	Sec. 402	\$25,000.00	\$25,000.00	

Task Area	Grantee	Project Number	Funding Source	Funds Obligated	Funds Spent (FFY 2017)
Selective Traffic Enforcement Program Overtime	Globe PD	2017-PT-023	Sec. 402	\$3,500.00	\$2,785.40
	Graham County SO	2017-PT-025	Sec. 402	\$5,000.00	\$5,000.00
	Greenlee County SO	2017-PT-026	Sec. 402	\$20,000.00	\$15,270.49
	Jerome PD	2017-PT-027	Sec. 402	\$2,000.00	\$1,180.68
	Marana PD	2017-PT-028	Sec. 402	\$40,000.00	\$40,000.00
	Maricopa County SO	2017-PT-029	Sec. 402	\$40,000.00	\$32,674.58
	Maricopa PD	2017-PT-030	Sec. 402	\$3,178.00	\$3,178.00
	Mesa PD	2017-PT-031	Sec. 402	\$70,000.00	\$70,000.00
	Nogales PD	2017-PT-033	Sec. 402	\$8,000.00	\$6,290.65
	Paradise Valley PD	2017-PT-035	Sec. 402	\$20,000.00	\$17,525.18
	Payson PD	2017-PT-037	Sec. 402	\$8,000.00	\$8,000.00
	Peoria PD	2017-PT-038	Sec. 402	\$23,928.00	\$23,928.00
	Phoenix PD	2017-PT-039	Sec. 402	\$40,000.00	\$40,000.00
	Pima County SD	2017-PT-040	Sec. 402	\$15,000.00	\$15,000.00
	Pima PD	2017-PT-042	Sec. 402	\$2,500.00	\$2,002.33
	Pinal County SO	2017-PT-043	Sec. 402	\$50,000.00	\$49,511.78
	Pinetop-Lakeside PD	2017-PT-046	Sec. 402	\$5,600.00	\$5,594.60
	Prescott PD	2017-PT-047	Sec. 402	\$10,000.00	\$9,714.72
Prescott Valley PD	2017-PT-048	Sec. 402	\$20,000.00	\$19,265.95	

Task Area	Grantee	Project Number	Funding Source	Funds Obligated	Funds Spent (FFY 2017)
Selective Traffic Enforcement Program Overtime	Safford PD	2017-PT-049	Sec. 402	\$5,000.00	\$4,058.32
	Sahuarita PD	2017-PT-050	Sec. 402	\$10,000.00	\$9,996.90
	Salt River Police Department	2017-PT-051	Sec. 402	\$10,000.00	\$10,000.00
	San Luis PD	2017-PT-052	Sec. 402	\$10,000.00	\$6,511.39
	Santa Cruz County SO	2017-PT-053	Sec. 402	\$5,000.00	\$4,432.07
	Snowflake-Taylor PD	2017-PT-055	Sec. 402	\$5,000.00	\$1,962.02
	St. Johns. PD	2017-PT-057	Sec. 402	\$7,500.00	\$7,500.00
	Tempe PD	2017-PT-058	Sec. 402	\$75,000.00	\$73,346.24
	Thatcher PD	2017-PT-059	Sec. 402	\$10,000.00	\$9,933.56
	Tucson PD	2017-PT-060	Sec. 402	\$75,000.00	\$74,956.26
	Wellton PD	2017-PT-061	Sec. 402	\$5,000.00	\$4,998.95
	Wickenburg PD	2017-PT-062	Sec. 402	\$4,000.00	\$2,499.77
	Williams PD	2017-PT-063	Sec. 402	\$1,750.00	\$1,750.00
	Yavapai County SO	2017-PT-064	Sec. 402	\$8,000.00	\$8,000.00
	Yuma County SO	2017-PT-065	Sec. 402	\$20,000.00	\$19,708.03
	Yuma PD	2017-PT-066	Sec. 402	\$15,000.00	\$15,000.00
	Camp Verde MO	2017-PT-068	Sec. 402	\$10,000.00	\$8,075.30
Cochise County SO	2017-PT-069	Sec. 402	\$10,080.00	\$9,492.91	
Tombstone MO	2017-PT-075	Sec. 402	\$1,200.00	\$1,200.00	

Task Area	Grantee	Project Number	Funding Source	Funds Obligated	Funds Spent (FFY 2017)
Selective Traffic Enforcement Program Overtime	Surprise PD	2017-PT-076	Sec. 402	\$10,000.00	\$10,000.00
Selective Traffic Enforcement Program Equipment	Apache Junction PD	2017-PT-002	Sec. 402	\$5,492.00	\$4,694.76
	AZ Dept. of Public Safety	2017-PT-004	Sec. 402	\$68,100.00	\$68,100.00
	Buckeye PD	2017-PT-007	Sec. 402	\$5,340.00	\$5,198.98
	Bullhead City PD	2017-PT-008	Sec. 402	\$11,454.00	\$11,427.70
	Casa Grande PD	2017-PT-009	Sec. 402	\$15,000.00	\$15,000.00
	Chino Valley PD	2017-PT-010	Sec. 402	\$10,283.00	\$10,169.66
	Eagar PD	2017-PT-015	Sec. 402	\$3,140.00	\$3,103.58
	El Mirage PD	2017-PT-016	Sec. 402	\$9,500.00	\$8,950.60
	Eloy PD	2017-PT-017	Sec. 402	\$6,000.00	\$5,364.75
	Gila County SO	2017-PT-019	Sec. 402	\$11,000.00	\$11,000.00
	Glendale PD	2017-PT-021	Sec. 402	\$16,500.00	\$16,500.00
	Glendale PD	2017-PT-022	Sec. 402	\$6,770.00	\$6,770.00
	Globe PD	2017-PT-024	Sec. 402	\$5,320.00	\$5,300.00
	Graham PD	2017-PT-025	Sec. 402	\$5,000.00	\$5,000.00
	Maricopa County SO	2017-PT-029	Sec. 402	\$18,000.00	\$18,000.00
	Maricopa PD	2017-PT-030	Sec. 402	\$24,000.00	\$22,784.10
	Northern AZ. University PD	2017-PT-032	Sec. 402	\$6,225.00	\$6,198.87
	Oro Valley PD	2017-PT-034	Sec. 402	\$17,000.00	\$16,730.08

Task Area	Grantee	Project Number	Funding Source	Funds Obligated	Funds Spent (FFY 2017)
Selective Traffic Enforcement Program Equipment	Paradise Valley PD	2017-PT-036	Sec. 402	\$27,000.00	\$27,000.00
	Phoenix PD	2017-PT-039	Sec. 402	\$46,000.00	\$43,870.18
	Pima County SD	2017-PT-040	Sec. 402	\$10,000.00	\$10,000.00
	Pima County SD	2017-PT-041	Sec. 402	\$52,000.00	\$52,000.00
	Pinal County SO	2017-PT-043	Sec. 402	\$5,060.00	\$5,060.00
	Pinal County SO	2017-PT-044	Sec. 402	\$37,209.00	\$37,209.00
	Unused	2017-PT-045	Sec. 402	---	---
	Prescott Valley PD	2017-PT-048	Sec. 402	\$5,521.00	\$5,437.47
	Safford PD	2017-PT-049	Sec. 402	\$7,500.00	\$7,500.00
	Santa Cruz County SO	2017-PT-054	Sec. 402	\$9,570.00	\$9,570.00
	Snowflake-Taylor PD	2017-PT-055	Sec. 402	\$340.00	\$199.80
	Springerville PD	2017-PT-056	Sec. 402	\$14,100.00	\$14,099.64
	Yuma PD	2017-PT-066	Sec. 402	\$4,800.00	\$4,800.00
	Yuma PD	2017-PT-067	Sec. 402	\$20,000.00	\$19,161.21
	Camp Verde MO	2017-PT-070	Sec. 402	\$10,937.40	\$10,937.40
	Tucson PD	2017-PT-071	Sec. 402	\$58,000.00	\$58,000.00
	Santa Cruz County SO	2017-PT-073	Sec. 402	\$17,000.00	\$17,000.00
AZ Dept. of Public Safety	2017-PT-074	Sec. 402	\$32,954.56	\$31,140.00	
Tombstone MO	2017-PT-075	Sec. 402	\$4,000.00	\$4,000.00	

Task Area	Grantee	Project Number	Funding Source	Funds Obligated	Funds Spent (FFY 2017)
Selective Traffic Enforcement Program Equipment	Scottsdale PD	2017-PT-077	Sec. 402	\$13,655.00	\$12,862.30
	Pima Community College PD	2017-PT-078	Sec. 402	\$27,000.00	\$27,000.00
Selective Traffic Enforcement Program Awareness	Arizona Transportation Ed. Foundation	2017-PT-006	Sec. 402	\$20,000.00	\$20,000.00
	ADOT	2017-PT-072	Sec. 402	\$120,000.00	\$86,444.52
	GOHS Paid Media	2017-PT-500	Sec. 402	\$15,000.00	\$0.00
GOHS Speed Survey	GOHS Survey	2017-PT-501	Sec. 402	\$12,000.00	\$0.00
GOHS Program Administration	GOHS Program Admin.	2017-PT-300	Sec. 402	\$115,000.00	\$94,188.13
Total Funds Spent (Police Traffic Services)				\$1,768,914.40	\$1,669,005.11

Performance Results – Police Traffic Services

Speeding-related fatalities decreased from 315 in 2015 to 311 in 2016. GOHS completed 84 police traffic services projects in 2016 to help meet the performance target.

Project Descriptions

Task Area – Selective Traffic Enforcement Program Overtime

Project Description – Funding was awarded to law enforcement agencies to conduct Selective Traffic Enforcement Programs (STEP) to enforce speed, aggressive driving, red light running and other traffic laws. Law enforcement agencies also focused on decreasing the danger of distracted driving through targeted enforcement.

Task Area – Selective Traffic Enforcement Program Equipment

Project Description – This task awarded funding to law enforcement agencies to purchase equipment to aid in the enforcement of traffic laws. Equipment purchased included speed detection devices, speed displays and signs, cameras, vehicles and other equipment that will enhance selective traffic enforcement efforts.

The backbone instrument of speed enforcement is the speed detection device, which comes in two common types: radar and Lidar. Both types accurately measure a target vehicle’s speed. Approximately 100 speed detection devices were purchased with funding to enhance speed enforcement throughout the State of Arizona.

Law enforcement agencies try to prevent speed-related collisions with equipment such as speed displays and signs. One example of this is the speed trailer the Globe Police Department purchased. Speed trailers such as this will display a vehicle’s speed to compare with the speed limit. The portability of the speed trailer lets the police department adapt and respond to citizens’ input regarding roadways troubled with speeders.

A portion of funds were spent on purchasing vehicles/motorcycles for traffic enforcement. The Tucson Police Department purchased two fully equipped motorcycles.

Task Area – Selective Traffic Enforcement Awareness


Project Description – This task awarded funding to The Arizona Transportation Education Foundation to execute their “Share the Road” program. ADOT received funding that provided for highway safety corridor enforcement and educational program signage.

Task Area – GOHS Speed Survey

Project Description – GOHS conducts an annual survey to track public attitudes and behaviors associated with red light running and speeding. A survey did not occur in FFY 2017.

Task Area - GOHS Program Administration

Project Description - This task provided funding to GOHS to administer and manage 402 Police Traffic Services programs which enabled GOHS to write, manage and monitor grants and contracts. They also funded GOHS personnel to coordinate the activities and tasks outlined in the Highway Safety Plan and provide status reports and updates on project activity to the GOHS Director and other parties, as required. GOHS personnel monitored project activity, prepared and maintained project documentation, and evaluated task accomplishments of their grant portfolios.



*Globe Police Department
Speed Trailer*



*AZ DPS
RADARS*



*Tucson Police Department
Two Fully equipped police package motorcycles*

3.8 TRAFFIC RECORDS (TR)

Traffic records data are critical for identifying problem areas in need of attention by the Governor's Office of Highway Safety (GOHS) and its partners. The goal of Arizona's Traffic Records program is to ensure GOHS, the Arizona Department of Transportation (ADOT) and the law enforcement community can access accurate and complete data. The Arizona Traffic Records Coordinating Committee (TRCC) met three times during FFY 2017:

- May 22, 2017;
- August 14, 2017; and
- September 21, 2017.

GOHS funds projects that support improved collection, evaluation and analysis of traffic safety data. Expenses under this program area generally relate to equipment and materials.

GOHS continued to work with ADOT and the TRCC to coordinate the collection and storage of traffic safety data. In FFY 2017, ADOT used grant funds to renew the license for the Arizona Traffic and Criminal Software (AZTraCS) which allows local law enforcement agencies to electronically collect and submit crash data to the state traffic records system and electronically collect and submit citation data to the Administrative Office of the Courts.

Performance Targets

Performance targets for traffic records data systems are not crash-based. However, these traffic records tasks address the six nationally recognized data quality performance measures of timeliness, accuracy, completeness, uniformity, integration and accessibility.

Projects and Funding

Table 3.18 contains a list of Traffic Records projects, the relevant performance measures, the funds spent on each project and the project status. These projects are grouped into the following areas:

- Data Collection, Evaluation and Analysis; and
- Data Equipment

Table 3.18 FFY 2017 Traffic Records Projects**Related Performance Measure**

Traffic data accuracy, completeness, and accessibility

Task Area	Grantee	Project Number	Funding Source	Funds Obligated	Funds Spent (FFY 2017)
Data Collection, Evaluation and Analysis	ADOT	2017-405c-001	Sec. 405c	\$354,000.00	\$280,772.00
Data Collection Equipment	Lake Havasu City PD	2017-405c-002	Sec. 405c	\$40,000.00	\$35,424.98
	AZ Dept. of Public Safety	2017-405c-003	Sec. 405c	\$600,000.00	\$600,000.00
Total Funds Spent (Traffic Records)				\$994,000.00	\$916,196.98

Performance Results – Traffic Records

The Arizona traffic records system enables the timely collection and reporting of data elements necessary for problem identification, problem analysis and countermeasure evaluation in all areas of traffic safety. GOHS funded projects in FFY 2017 that awarded data collection equipment for the Lake Havasu Police Department and Arizona Department of Public Safety and improved ADOT data systems.

Project Descriptions

Task Area – Equipment

Project Description – This task awarded funding to the Lake Havasu Police Department to purchase and install 30 L-Tron License Reader scanners, Tough pads and other software. These scanners will expedite the citation process and allow for much faster processing and transmission of citations between the police department and the courts, saving time and money. Electronic ticketing also speeds up traffic stops by shortening the amount of time officers need to spend filling out paperwork. AZ Dept. Of Public Safety was awarded funds to upgrade the Computer-aided dispatch system. This project enabled the AZDPS to have the most current CAD technology, interface the CAD with other Arizona state agencies, specifically ADOT, for the effective sharing of information and have the ability to dispatch resources from both agencies to promote highway safety and to protect the citizens of Arizona.

Task Area – Data Collection, Evaluation and Analysis

Project Description – ADOT was awarded funds to continue the improvement of the collection, management and linkage of the six traffic safety data systems through the implementation of Arizona’s Strategic Plan for Traffic Safety Data, updated yearly by the Traffic Records Coordinating Committee (TRCC). These grants awarded to ADOT provided the resources necessary to fund the electronic DUI affidavit system and form which allows all law enforcement agencies to submit their DUI affidavit forms electronically to the ADOT Motor Vehicle Division. This has resulted in improved timeliness, accuracy, completeness, uniformity, integration, and accessibility of motor vehicle customer records relating to the mandatory driver’s sanctions. These funds also helped ADOT reduce its crash data backlog. Finally, these funds have enabled the TRCC to assist agencies that want to use TraCS software to send electronic crash data to ADOT Traffic Records.

3.9 PLANNING AND ADMINISTRATION (PA)

The Planning and Administration program area includes the activities necessary for the overall management and operations of the Governor's Office of Highway Safety (GOHS).

Performance Targets

Table 3.19 Performance Targets and Measures (Planning and Administration)

Performance Targets	Performance Measures
Process all subgrantee grants by October 1.	Percentage of grants processed by October 1.
Develop a coordinated Highway Safety Plan (HSP) by July.	Date the HSP was submitted.
Prepare the Annual Report by December 31.	Date the Annual Report was submitted.
Monitor all grants per GOHS monitoring policy.	Percentage of subgrantee grants in full contract compliance by specified due dates.
Develop, coordinate, monitor, and evaluate traffic safety projects identified in the HSP.	Completed Project Monitoring Worksheets, Reports and Checklists by due dates.
Promote highway safety awareness through educational programs and public awareness campaigns.	None.

Projects and Funding

The 2017 Highway Safety Plan included one Planning and Administration project. Table 3.20 lists this project along with its associated performance measures, funding sources and status.

Table 3.20 FFY 2017 Planning and Administration Project

Related Performance Measure

Planning and administration activities supported progress toward all performance measures.

Task Area	Grantee	Project Number	Funding Source(s)	Funds Obligated	Funds Spent (FFY 2017)
Planning and Administration	GOHS	2017-PA-300	Sec. 402	\$600,000.00	\$597,019.88
Total Funds Spent (Planning and Administration)				\$600,000.00	\$597,019.88

Performance Results – Planning and Administration

GOHS met its measurable planning and administration performance targets for FFY 2017 including delivering the *FFY 2017 Annual Report* and the *FFY 2018 Highway Safety Plan* in a timely manner.

Project Description

Task Area – Planning and Administration

Project Description – This project provided funding to GOHS to coordinate and monitor activities and projects relating to the planning and administration of the *FFY 2017 Arizona Highway Safety Plan* and *2017 Annual Report*.

4.0 Cost Summary

A summary of 2017 Highway Safety Program approved costs is shown in Table 4.1 on the next page.

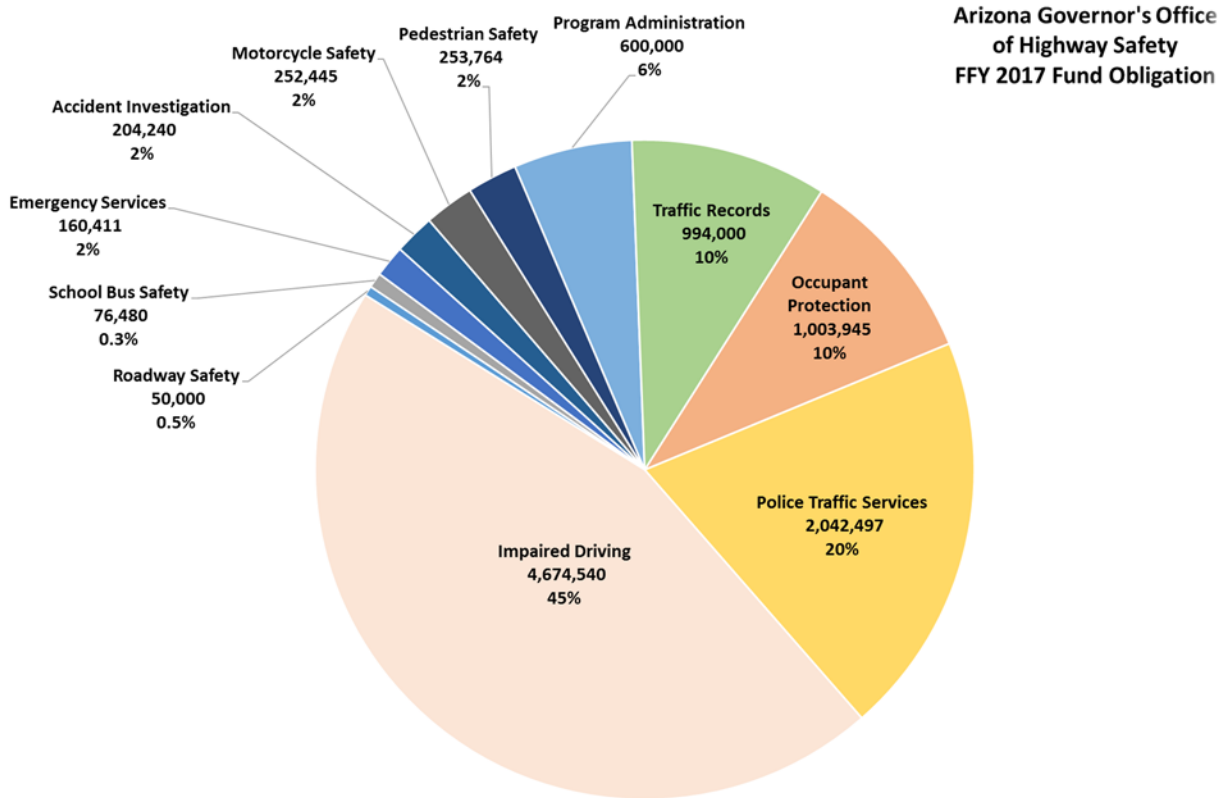


Table 4.1 Highway Safety Program Cost Summary

State: Arizona
 Latest posted documents
 HCS-37 VOU-46

U.S. Department of Transportation National Highway Traffic Safety Administration
Obligations vs Expenditures
 2017-FINAL
 Posted: 11/27/2017

Page: 1
 Report Date: 12/04/2017

Program Area	Project	Original Approved HSP	Percent of Agency Planned	Sum of Obligations	Percent of Agency Obligated	Percent Prior FY Funds	Sum of Expenditures	Percent Agency Expended	Unexpended Balance	Est. Months to Liquidate	Unobligated Balance
NHTSA											
NHTSA 402											
Planning and Administration											
	PA-2017-00-00-00	\$600,000.00	8%	\$135,907.91	1%		\$135,907.91	2%	\$.00	0	
	Planning and Administration Total	\$600,000.00	8%	\$135,907.91	1%		\$135,907.91	2%	\$.00	0	
Alcohol											
	AL-2017-00-00-00	\$1,653,219.00	21%	\$17,320.84	0%		\$17,320.84	0%	\$.00	0	
	Alcohol Total	\$1,653,219.00	21%	\$17,320.84	0%		\$17,320.84	0%	\$.00	0	
Emergency Medical Services											
	EM-2017-00-00-00	\$147,411.00	2%	\$.00	0%		\$.00	0%	\$.00	0	
	Emergency Medical Services Total	\$147,411.00	2%	\$.00	0%		\$.00	0%	\$.00	0	
Motorcycle Safety											
	MC-2017-00-00-00	\$50,445.00	1%	\$.00	0%		\$.00	0%	\$.00	0	
	Motorcycle Safety Total	\$50,445.00	1%	\$.00	0%		\$.00	0%	\$.00	0	
Occupant Protection											
	OP-2017-00-00-00	\$426,506.00	5%	\$1,000.00	0%		\$1,000.00	0%	\$.00	0	
	Occupant Protection Total	\$426,506.00	5%	\$1,000.00	0%		\$1,000.00	0%	\$.00	0	
Pedestrian/Bicycle Safety											
	PS-2017-00-00-00	\$129,061.00	2%	\$.00	0%		\$.00	0%	\$.00	0	
	Pedestrian/Bicycle Safety Total	\$129,061.00	2%	\$.00	0%		\$.00	0%	\$.00	0	
Police Traffic Services											
	PT-2017-00-00-00	\$1,466,721.00	19%	\$116,232.30	1%		\$116,232.30	1%	\$.00	0	
	Police Traffic Services Total	\$1,466,721.00	19%	\$116,232.30	1%		\$116,232.30	1%	\$.00	0	
Accident Investigation											
	AI-2017-00-00-00	\$98,816.00	1%	\$.00	0%		\$.00	0%	\$.00	0	

U.S. Department of Transportation National Highway Traffic Safety Administration

Obligations vs Expenditures

2017-FINAL

Posted: 11/27/2017

Page: 2

Report Date: 12/04/2017

State: Arizona

Latest posted documents

HCS-37 VOU-46

Program Area	Project	Original Approved HSP	Percent of Agency Planned	Sum of Obligations	Percent of Agency Obligated	Percent Prior FY Funds	Sum of Expenditures	Percent Agency Expended	Unexpended Balance	Est. Months to Liquidate	Unobligated Balance
Accident Investigation Total		\$98,816.00	1%	\$0.00	0%		\$0.00	0%	\$0.00	0	
Pupil Transportation Safety											
	SB-2017-00-00-00	\$76,480.00	1%	\$0.00	0%		\$0.00	0%	\$0.00	0	
Pupil Transportation Safety Total		\$76,480.00	1%	\$0.00	0%		\$0.00	0%	\$0.00	0	
NHTSA 402 Total		\$4,648,659.00	59%	\$270,461.05	2%	100%	\$270,461.05	3%	\$0.00	0	\$0.00
MAP 21 405b OP Low											
405b Low HVE											
	M2HVE-2017-00-00-00	\$485,325.00	6%	\$0.00	0%		\$0.00	0%	\$0.00	0	
405b Low HVE Total		\$485,325.00	6%	\$0.00	0%		\$0.00	0%	\$0.00	0	
MAP 21 405b OP Low Total		\$485,325.00	6%	\$0.00	0%	0%	\$0.00	0%	\$0.00	0	\$0.00
MAP 21 405c Data Program											
405c Data Program											
	M3DA-2017-00-00-00	\$394,000.00	5%	\$745,474.63	6%		\$745,474.63	8%	\$0.00	0	
405c Data Program Total		\$394,000.00	5%	\$745,474.63	6%		\$745,474.63	8%	\$0.00	0	
MAP 21 405c Data Program Total		\$394,000.00	5%	\$745,474.63	6%	100%	\$745,474.63	8%	\$0.00	0	\$0.00
MAP 21 405d Impaired Driving Mid											
405d Impaired Driving Mid											
	M5X-2017-00-00-00	\$1,970,066.00	25%	\$1,720,751.41	14%		\$1,720,751.41	19%	\$0.00	0	
405d Impaired Driving Mid Total		\$1,970,066.00	25%	\$1,720,751.41	14%		\$1,720,751.41	19%	\$0.00	0	
MAP 21 405d Impaired Driving Mid Total		\$1,970,066.00	25%	\$1,720,751.41	14%	100%	\$1,720,751.41	19%	\$0.00	0	\$0.00
MAP 21 405d Impaired Driving Int											
405d Int Court Support											
	M7CS-2017-00-00-00	\$323,000.00	4%	\$2,948.68	0%		\$2,948.68	0%	\$0.00	0	
405d Int Court Support Total		\$323,000.00	4%	\$2,948.68	0%		\$2,948.68	0%	\$0.00	0	

U.S. Department of Transportation National Highway Traffic Safety Administration

Obligations vs Expenditures

2017-FINAL

Posted: 11/27/2017

Page: 3

Report Date: 12/04/2017

State: Arizona

Latest posted documents

HCS-37 VOU-46

Program Area	Project	Original Approved HSP	Percent of Agency Planned	Sum of Obligations	Percent of Agency Obligated	Percent Prior FY Funds	Sum of Expenditures	Percent Agency Expended	Unexpended Balance	Est. Months to Liquidate	Unobligated Balance
MAP 21 405d Impaired Driving Int Total		\$323,000.00	4%	\$2,948.68	0%	100%	\$2,948.68	0%	\$0.00	0	\$0.00
MAP 21 405f Motorcycle Programs											
405f Motorcycle Programs											
	MX-2017-00-00-00	\$100,000.00	1%	\$152,750.81	1%		\$69,995.13	1%	\$82,755.68	14	
405f Motorcycle Programs Total		\$100,000.00	1%	\$152,750.81	1%		\$69,995.13	1%	\$82,755.68	14	
MAP 21 405f Motorcycle Programs Total		\$100,000.00	1%	\$152,750.81	1%	100%	\$69,995.13	1%	\$82,755.68	14	\$0.00
FAST Act NHTSA 402											
Planning and Administration											
	PA-2017-00-00-00	\$0.00	0%	\$590,605.28	5%		\$461,111.97	5%	\$129,493.31	*	
Planning and Administration Total		\$0.00	0%	\$590,605.28	5%		\$461,111.97	5%	\$129,493.31	3	
Alcohol											
	AL-2017-00-00-00	\$0.00	0%	\$1,064,029.59	9%		\$690,146.89	8%	\$373,882.70	*	
Alcohol Total		\$0.00	0%	\$1,064,029.59	9%		\$690,146.89	8%	\$373,882.70	7	
Emergency Medical Services											
	EM-2017-00-00-00	\$0.00	0%	\$170,000.00	1%		\$137,585.18	2%	\$32,414.82	*	
Emergency Medical Services Total		\$0.00	0%	\$170,000.00	1%		\$137,585.18	2%	\$32,414.82	3	
Motorcycle Safety											
	MC-2017-00-00-00	\$0.00	0%	\$53,219.29	0%		\$49,972.12	1%	\$3,247.17	*	
Motorcycle Safety Total		\$0.00	0%	\$53,219.29	0%		\$49,972.12	1%	\$3,247.17	1	
Occupant Protection											
	OP-2017-00-00-00	\$0.00	0%	\$500,000.00	4%		\$441,865.27	5%	\$58,134.73	*	
Occupant Protection Total		\$0.00	0%	\$500,000.00	4%		\$441,865.27	5%	\$58,134.73	2	
Pedestrian/Bicycle Safety											
	PS-2017-00-00-00	\$0.00	0%	\$15,000.00	0%		\$0.00	0%	\$15,000.00	*	

U.S. Department of Transportation National Highway Traffic Safety Administration

Obligations vs Expenditures

2017-FINAL

Posted: 11/27/2017

Page: 4

Report Date: 12/04/2017

State: Arizona

Latest posted documents

HCS-37 VOU-46

Program Area	Project	Original Approved HSP	Percent of Agency Planned	Sum of Obligations	Percent of Agency Obligated	Percent Prior FY Funds	Sum of Expenditures	Percent Agency Expended	Unexpended Balance	Est. Months to Liquidate	Unobligated Balance
Pedestrian/Bicycle Safety Total		\$0.00	0%	\$15,000.00	0%		\$0.00	0%	\$15,000.00	*	
Police Traffic Services											
	PT-2017-00-00-00	\$0.00	0%	\$2,045,500.87	17%		\$1,785,927.80	20%	\$259,573.07	*	
Police Traffic Services Total		\$0.00	0%	\$2,045,500.87	17%		\$1,785,927.80	20%	\$259,573.07	2	
Accident Investigation											
	AI-2017-00-00-00	\$0.00	0%	\$210,000.00	2%		\$182,776.83	2%	\$27,223.17	*	
Accident Investigation Total		\$0.00	0%	\$210,000.00	2%		\$182,776.83	2%	\$27,223.17	2	
Roadway Safety											
	RS-2017-00-00-00	\$0.00	0%	\$51,000.00	0%		\$0.00	0%	\$51,000.00	*	
Roadway Safety Total		\$0.00	0%	\$51,000.00	0%		\$0.00	0%	\$51,000.00	2,590	
Pupil Transportation Safety											
	SB-2017-00-00-00	\$0.00	0%	\$78,000.00	1%		\$76,357.27	1%	\$1,642.73	*	
Pupil Transportation Safety Total		\$0.00	0%	\$78,000.00	1%		\$76,357.27	1%	\$1,642.73	*	
FAST Act NHTSA 402 Total		\$0.00	0%	\$4,777,355.03	40%	0%	\$3,825,743.33	42%	\$951,611.70	3	\$0.00
FAST Act 405b OP Low											
405b OP Low											
	M2X-2017-00-00-00	\$0.00	0%	\$595,962.95	5%		\$334,602.53	4%	\$261,360.42	*	
405b OP Low Total		\$0.00	0%	\$595,962.95	5%		\$334,602.53	4%	\$261,360.42	9	
FAST Act 405b OP Low Total		\$0.00	0%	\$595,962.95	5%	0%	\$334,602.53	4%	\$261,360.42	9	\$0.00
FAST Act 405c Data Program											
405c Data Program											
	M3DA-2017-00-00-00	\$0.00	0%	\$652,827.40	5%		\$170,722.35	2%	\$482,105.05	*	
405c Data Program Total		\$0.00	0%	\$652,827.40	5%		\$170,722.35	2%	\$482,105.05	34	
FAST Act 405c Data Program Total		\$0.00	0%	\$652,827.40	5%	0%	\$170,722.35	2%	\$482,105.05	34	\$0.00

U.S. Department of Transportation National Highway Traffic Safety Administration

State: Arizona

Obligations vs Expenditures

Page: 5

2017-FINAL

Report Date: 12/04/2017

Latest posted documents
HCS-37 VOU-46

Posted: 11/27/2017

Program Area	Project	Original Approved HSP	Percent of Agency Planned	Sum of Obligations	Percent of Agency Obligated	Percent Prior FY Funds	Sum of Expenditures	Percent Agency Expended	Unexpended Balance	Est. Months to Liquidate	Unobligated Balance
FAST Act 405d Impaired Driving Mid											
405d Impaired Driving Mid											
	M5X-2017-00-00-00	\$0.00	0%	\$2,336,737.32	19%		\$1,498,554.77	17%	\$838,182.55	*	
	405d Impaired Driving Mid Total	\$0.00	0%	\$2,336,737.32	19%		\$1,498,554.77	17%	\$838,182.55	7	
	FAST Act 405d Impaired Driving Mid Total	\$0.00	0%	\$2,336,737.32	19%	0%	\$1,498,554.77	17%	\$838,182.55	7	\$0.00
FAST Act 405d Impaired Driving Int											
405d Impaired Driving Int											
	M7X-2017-00-00-00	\$0.00	0%	\$282,918.67	2%		\$176,367.34	2%	\$106,551.33	*	
	405d Impaired Driving Int Total	\$0.00	0%	\$282,918.67	2%		\$176,367.34	2%	\$106,551.33	7	
	FAST Act 405d Impaired Driving Int Total	\$0.00	0%	\$282,918.67	2%	0%	\$176,367.34	2%	\$106,551.33	7	\$0.00
FAST Act 405f Motorcycle Programs											
405f Motorcycle Programs											
	M9X-2017-00-00-00	\$0.00	0%	\$71,769.73	1%		\$21,847.85	0%	\$49,921.88	*	
	405f Motorcycle Programs Total	\$0.00	0%	\$71,769.73	1%		\$21,847.85	0%	\$49,921.88	27	
	FAST Act 405f Motorcycle Programs Total	\$0.00	0%	\$71,769.73	1%	0%	\$21,847.85	0%	\$49,921.88	27	\$0.00
FAST Act 405h Nonmotorized Safety											
405h Nonmotorized Safety											
	FHX-2017-00-00-00	\$0.00	0%	\$471,949.62	4%		\$231,936.20	3%	\$240,013.42	12	
	405h Nonmotorized Safety Total	\$0.00	0%	\$471,949.62	4%		\$231,936.20	3%	\$240,013.42	12	
	FAST Act 405h Nonmotorized Safety Total	\$0.00	0%	\$471,949.62	4%	0%	\$231,936.20	3%	\$240,013.42	12	\$0.00
	NHTSA Total	\$7,921,050.00	100%	\$12,081,907.30	100%		\$9,069,405.27	100%	\$3,012,502.03	4	
	Total	\$7,921,050.00	100%	\$12,081,907.30	100%		\$9,069,405.27	100%	\$3,012,502.03	4	

5.0 Addendum – Seat Belt Survey

The Governor’s Office of Highway Safety commissioned a study to determine the 2017 statewide seat belt use rate and estimate the motorcycle helmet use rate. Data was also gathered on drivers’ use of handheld cell phones. This study was conducted by the Preusser Research Group Inc.

The study involved the same research design utilized in the 2017 Seat Belt Survey. The procedures used were developed for data collection, validation and quality control that are consistent with the National Highway Traffic Safety Administration requirements and similar to past practices in the State.

In Table 5.1 below the statewide results are shown. The 2017 seat belt use rate of 86.1 percent represents a decrease of 1.0 percentage points from 2016. Motorcycle helmet use was 69.8 percent, a steady increase of 7.9 percent from 2016. Handheld cell phone use, by 6.7 percent of drivers, was decreased by 2.4 percent from 2016.

Table 5.1 Seat Belt Survey Summary Data

Study Year	Seat Belt Use			Child Safety Restraint Use	Motorcycle Helmet Use	Cell Phone Use
	Total	Drivers	Passengers			
2017	86.1%	86.1%	86.0%	NA	69.8%	6.7%
2016	88.0%	88.2%	87.3%	NA	61.9%	9.1%
2015	86.6%	87.1%	84.8%	NA	59.6%	8.0%
2014	87.2%	87.1%	87.7%	NA	61.5%	6.7%
2013	84.7%	84.7%	84.0%	NA	73.9%	7.4%
2012	82.2%	82.6%	80.2%	75.0%	58.4%	6.2%
2011	82.9%	83.5%	80.6%	79.1%	58.0%	8.3%
2010	81.8%	82.3%	79.9%	78.0%	56.4%	6.6%
2009	80.8%	82.0%	75.4%	87.2%	69.3%	8.3%
2008	79.9%	81.4%	73.3%	80.1%	67.3%	8.1%
2007	80.9%	82.5%	72.7%	86.2%	74.6%	14.6%
2006	78.9%	79.4%	76.4%	88.4%	59.0%	NA

Source: Preusser Research Group.