

**BUREAU of INDIAN AFFAIRS
INDIAN HIGHWAY SAFETY PROGRAM**



FY 2017 Annual Report

*1001 Indian School Road, NW - Suite 251
Albuquerque, New Mexico 87104*




TABLE OF CONTENTS

Contents

Mission Statement.....	3
Vision Statement.....	3
Introduction.....	4
FY17 Tribal Project Reports.....	5
FY17 IHSP 402 Expenditures.....	5
IHSP Targets for FY17.....	6
Impaired Driving Program Area.....	14
Occupant Protection Program Area.....	16
Police Traffic Services Program Area.....	19
FY17 Core Outcome Measures.....	21
Full-Time Grant Projects.....	23
Mobilizations Indian State.....	78
FY2017 Budget Summary (in lieu of HSC).....	81



Mission Statement

To reduce the number and severity of traffic crashes in Indian Country by supporting education, enforcement, and safe tribal community programs.

Vision Statement

To create a safe tribal community environment where roadways in Indian Country are safe for all.

Introduction

According to the 2010 U.S. Census, the United States is home to 308,745,538 people. Of these individuals, approximately 2,932,248, 0.9%, identify themselves as American Indian and/or Alaska Native. Consistent with the general population in the United States, the largest age group for American Indian/Alaska Natives is 35-44 years of age. These American Indians/Alaska Natives represent over 560 federally recognized tribes throughout the country.

Despite their small ethnicity numbers, American Indians/Alaska Natives continue to be killed and injured in traffic crashes at rates that are 2 to 3 times that of other ethnic groups and that of the national average.

The tribes that comprise the Indian Nation are geographically spread throughout the United States, and it is extremely difficult to affect change in motor vehicle deaths in each of them. Each tribe is unique in its heritage, language and lifestyle. The lack of motor vehicle crash data and tribal reporting are areas of continual struggle.

The FY17 Request for Proposal (RFP) was mailed to the tribal leaders of all federally recognized tribes in the United States in February 2016. Prospective applicants were required to submit proposals no later than May 1, 2016. The Indian Highway Safety Program (IHSP) received 57 tribal project proposals for FY17.

A Selection Committee met in May of 2016 to review and score all proposals. This Selection Committee was comprised of representatives from the National Highway Traffic Safety Administration, Bureau of Indian Affairs Indian Highway Safety Program, Indian Health Service, Office of Justice Services, and a representative from the New Mexico Highway Safety Office. 57 Tribal highway safety projects were included in the initial FY17 Highway Safety Plan submitted to NHTSA for final approval. NHTSA approved 57 projects for funding.

The approved IHSP projects for FY17 consisted of 57 grants, for tribes in 11 different states, in the program areas of Police Traffic Services Full-time, Overtime enforcement, and Occupant Protection. The projects included some of the largest tribes in the country. Data provided in this report is based upon statistics submitted from 27 of the Police Traffic Services 30 Occupant Protection Tribal projects and the national Fatality Analysis Reporting System. The HSP utilized FARS reporting for FY13 because FY15 was not available at the time. The FY17 Annual Report will be using the most current FY 15 FARs data.

The IHSP staffing for FY17 included a Program Director, Program Coordinator, Financial Analyst, and two (2) Law Enforcement Assistants.

FY17 Tribal Project Reports

The BIA Indian Highway Safety Program utilizes the funding in order to provide supplemental funding to tribes for strategic targeted enforcement activities. This year the IHSP funded 57 programs, the majority being Police Traffic Services, but we also fund 26 Occupant Protection Grants and funding for BAT mobiles; other funds are also provided in support through training activities. The focus of all funded programs is to have an impact on the total number of Native Americans killed in traffic related deaths nationwide. The information provided in this section outlines the activities which our tribal programs have produced in order to have an effect on the overall fatalities as reported to FARS each year.

The Tribal Project Reports contain information on the results put forth by each tribal grantee's hard work in traffic safety. Their individual tribal efforts are aimed to collectively have an effect on the Indian Nations safety targets identified in the 2017 Highway Safety Plan.

FY17 IHSP 402 Expenditures

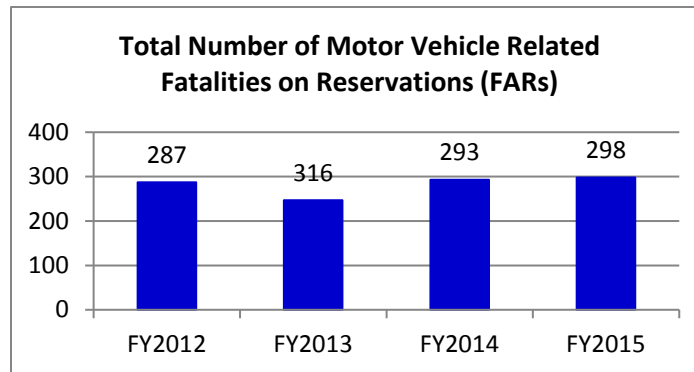
The IHSP expended a total of \$4,420,984.11 in FY17 for Tribal Highway Safety Projects, BAT Mobile operation and maintenance costs, and Planning and Administration.

Overall Program Target:

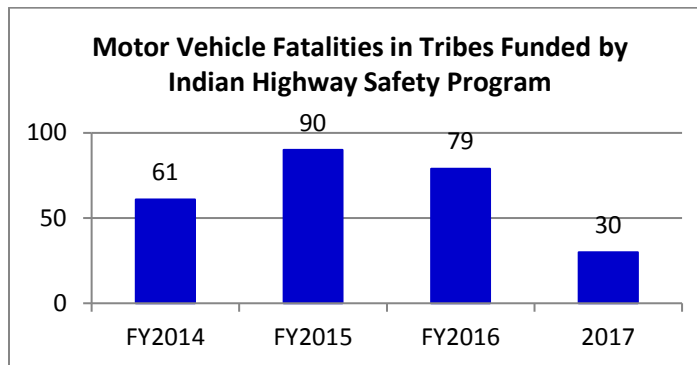
IHSP Targets for FY17

To reduce death and injury rates resulting from traffic crashes among Indian Tribes and on the reservations within the United States.

To reduce the number of fatalities in Indian reservations by 5% from the 2013 FARS number of 316 to 300 by end of FY17. According to 2015 FARS data there were 298 motor vehicle fatalities on reservations.



FARs data reflects an upward trend in fatalities on reservations from FY2013 to FY2017.



In FY17: 26 of 27 Tribes reported a total of 30 motor vehicle crash (MVC) fatalities on their reservations. 15 involved alcohol, 14 involved excessive speed and 26 of the people killed were not wearing seat belts.

The 3 Tribes with the highest number of MVC fatalities reported were:

<u>FATALITIES</u>	<u>TRIBE</u>	<u>STATE</u>
4	Jicarilla Apache Nation	New Mexico
4	Oglala Sioux Tribe	South Dakota
3	White Earth Nation	Minnesota

In FY16: 32 of 38 Tribes reported a total of 79 motor vehicle crash (MVC) fatalities on their reservations. 43 involved alcohol, 20 involved excessive speed and 50 of the people killed were not wearing seat belts.

The 3 Tribes with the highest number of MVC fatalities reported were:

<u>FATALITIES</u>	<u>TRIBE</u>	<u>STATE</u>
12	Oglala Sioux	South Dakota
10	Northern Cheyenne	Montana
7	Rosebud Sioux	South Dakota

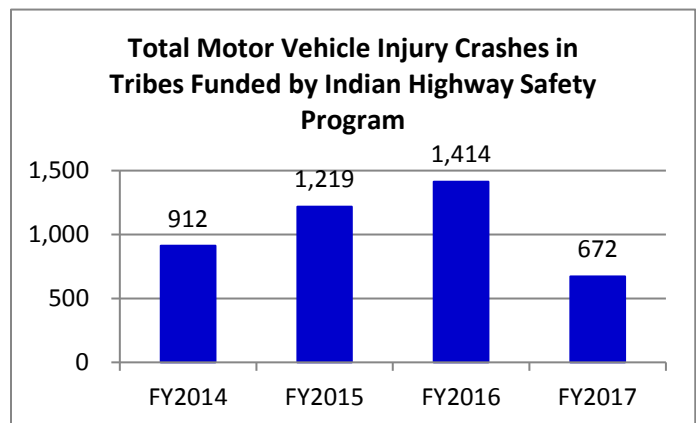
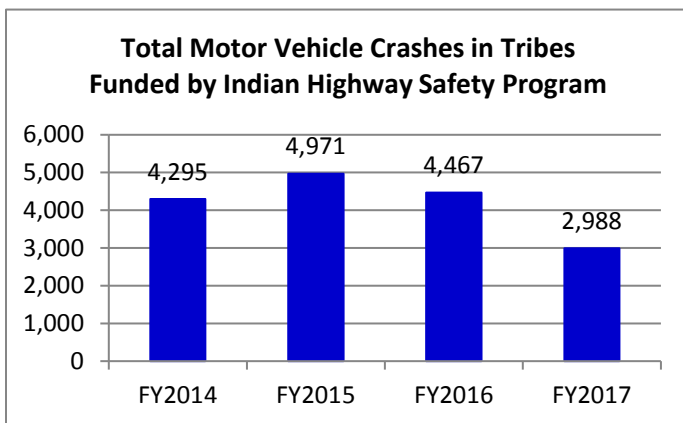
These 3 Tribes accounted for 37% of the total of 79 fatal MVCs reported to the BIA IHSP.

In FY15: 37 Tribes reported a total of 90 motor vehicle crash (MVC) fatalities on their reservations. 46 involved alcohol, 40 involved excessive speed and 42 of the people killed were not wearing seat belts.

The 3 Tribes with the highest number of MVC fatalities reported were:

<u>FATALITIES</u>	<u>TRIBE</u>	<u>STATE</u>
11	Oglala Sioux	South Dakota
8	Crow Nation	Montana
7	Rosebud Sioux	South Dakota

These 3 Tribes accounted for 29% of the total of 90 fatal MVCs reported to the BIA IHSP.



In FY17: The 26 of 27 funded Tribes reported a total of 2,988 motor vehicle crashes, of which 672 were injury crashes. 334 of the crashes involved alcohol and 499 were speed related.

In FY16: The 32 of 38 funded Tribes reported a total of 4,467 motor vehicle crashes, of which 1,414 were injury crashes. 427 of the crashes involved alcohol and 632 were speed involved.

In FY15: The 37 funded Tribes reported a total of 4,971 motor vehicle crashes, of which 1,219 were injury crashes. 594 of the crashes involved alcohol and 652 were speed involved.

Planning & Administration:

The target of the BIA IHSP is to effectively administer highway safety funds, offer technical assistance to all tribes requesting assistance and monitor funded projects to reduce traffic related deaths and injuries in Indian Country.

The BIA IHSP awarded 57 project grants in FY17. During the fiscal year, services and technical assistance were provided to approximately 57 Tribes throughout the country. This was accomplished by providing media materials for the impaired driving and safety belt mobilizations. Tribes not currently funded by the IHSP also attend Lifesavers Conference and Grant Writing training.

Impaired Driving:

The BIA IHSP planned to reduce the incidence of impaired driving by increasing sustained DUI/DWI/OWI arrests by all funded traffic activity within the participating Tribes by 2% from the FY2015 total of 5,381 to 5,509 by the end of FY2017.

27 tribes were funded for traffic enforcement grants in FY17

32 of 38 tribes were funded for traffic enforcement grants and 0 OWI Court grant in FY16

37 tribes were funded for traffic enforcement grants and 1 OWI Court grant in FY15

In FY 17: 26 of 27 funded Tribes reported 4,664 DUI/DWI/OWI arrests. Although the target was not achieved, the tribes reported 536 more DUI arrests than the previous year, FY16.

The 5 Tribes with the highest number of DUI/DWI/OWI arrests in FY17 are as follows:

<u>Arrest</u>	<u>Tribe</u>	<u>State</u>
1,852	Red Lake Band of Chippewa Indians	Minnesota
548	Oglala Sioux Tribe	South Dakota
433	Rosebud Sioux Tribe	South Dakota
368	Cheyenne River Sioux Tribe	South Dakota
283	White Earth Nation	Minnesota

In FY 16: 32 of 38 funded Tribes reported 4,128 DUI/DWI/OWI arrests. The target was not achieved. The target may not have been achieved because only 32 tribes reported in FY16.

The 5 Tribes with the highest number of DUI/DWI/OWI arrests in FY16 are as follows:

<u>Arrest</u>	<u>Tribe</u>	<u>State</u>
628	Oglala Sioux Tribe	South Dakota
475	Cheyenne River Sioux Tribe	South Dakota
466	Rosebud Sioux Tribe	South Dakota
361	Salt River Pima Maricopa	Arizona
196	Red Lake Band of Chippewa Indians	Minnesota

In FY 15: 37 funded Tribes reported 5,964 DUI/DWI/OWI arrests.

The 5 Tribes with the highest number of DUI/DWI/OWI arrests in FY15 are as follows:

<u>Arrest</u>	<u>Tribe</u>	<u>State</u>
780	Oglala Sioux Tribe	South Dakota
695	Blackfeet Nation	Montana
509	Cheyenne River Sioux Tribe	South Dakota
460	Crow Nation	Montana
439	Salt River Pima Maricopa	Arizona

Performance Measure to be tracked: Number of fatalities involving a driver or motorcycle operator with .08+ BAC (Blood Alcohol Content).

In FY17: 26 of 27 funded Tribes reported a total of 6 fatalities with drivers with .08+ BAC.

In FY17: 26 of 27 funded Tribes reported a total of 15 fatalities that were alcohol related.

In FY16: 32 of 38 funded Tribes reported a total of 33 fatalities with drivers with .08+ BAC.

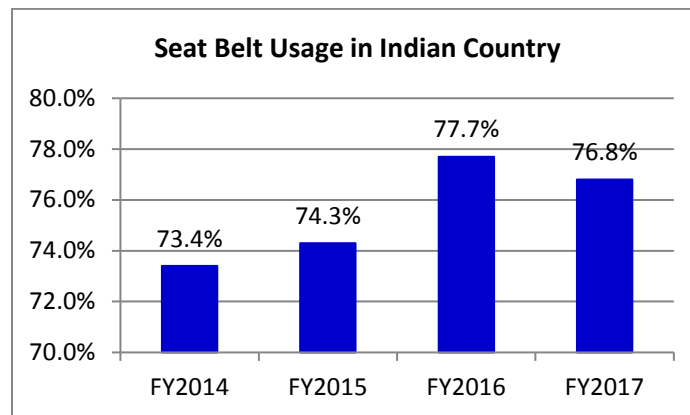
In FY16: 32 of 38 funded Tribes reported a total of 43 fatalities that were alcohol related.

In FY15: 37 funded Tribes reported a total of 34 fatalities with drivers with .08+ BAC.

In FY15: 37 funded Tribes reported a total of 46 fatalities that were alcohol related.

Occupant Protection:

The BIA IHSP planned to increase safety belt usage rates in Indian Country from the FY 2015 “national” Indian Country rate of 74.3% to 75.03% by the end of FY2017.



Safety Belt usage has decreased from 77.7% in FY16 to 76.8% in FY17. The Safety Belt usage rate in Indian Country decreased by 0.9% statistically it is at a standstill due to the relative error rate of the survey is $\pm 1.96\sigma$. The safety belt target was achieved

The BIA IHSP planned to increase the number of Tribes participating in Click It or Ticket national mobilization from 30 in FY15 to 39 by the end of FY17.

26 Tribal and BIA police agencies signed up to participate in the Click It or Ticket national safety belt mobilization and reported statistics on activity reports. The target was not achieved but 26 funded tribes participated in FY 17. In FY16 20 tribes reported for the mobilization.

Performance Measure to be tracked: Number of seat belt citations issued during grant-funded enforcement activities.

In FY17: The 26 of 27 Tribes funded by the BIA IHSP reported issuing a total of 3,110 safety belt violations and 724 child passenger safety violation citations throughout the project year.

In FY16: The 32 of 38 Tribes funded by the BIA IHSP reported issuing a total of 2,718 safety belt violations and 553 child passenger safety violation citations throughout the project year.

In FY15: The 37 Tribes funded by the BIA IHSP reported issuing a total of 3,669 safety belt

violations and 726 child passenger safety violation citations throughout the project year.

Police Traffic Services:

The BIA IHSP planned to reduce the number of speed related fatalities on reservations from the FY13 FARS number of 128 to 122 by the end of FY17. The Police Traffic Services grants are designed to provide an ongoing sustained impaired driving, occupant protection and child passenger safety enforcement throughout the grant year.

In FY17: The 26 of 27 Tribes funded by the BIA IHSP reported a total of 14 speed-related motor vehicle fatalities on their reservations during the project year.

In FY16: The 32 of 38 Tribes funded by the BIA IHSP reported a total of 20 speed-related motor vehicle fatalities on their reservations during the project year.

In FY15: The 37 Tribes funded by the BIA IHSP reported a total of 40 speed-related motor vehicle fatalities on their reservations during the project year.

The BIA IHSP planned to increase the number of speeding citations by 5% from the FY15 number of 32,674 to 34,308 by the end of FY17.

In FY17: 26 of 27 Tribes funded by the BIA IHSP reported 29,327 speed citations issued during the project year.

The 5 Tribes with the highest number of speed citations in FY17 were:

<u>Citations</u>	<u>Tribe</u>	<u>State</u>
6,240	Pueblo of Jemez	New Mexico
4,784	Pueblo of Isleta	New Mexico
3,722	Pueblo of Laguna	New Mexico
3,303	Walker River Paiute Tribe	Nevada
1,708	Oglala Sioux Tribe	South Dakota

In FY16: 32 of 38 Tribes funded by the BIA IHSP reported 39,396 speed citations issued during the project year.

The 5 Tribes with the highest number of speed citations in FY16 were:

<u>Citations</u>	<u>Tribe</u>	<u>State</u>
6,600	Salt River Pima Maricopa	Arizona
5,283	Pueblo of Isleta	New Mexico
4,968	Pueblo of Jemez	New Mexico
2,742	Pueblo of Laguna	New Mexico
2,458	Walker River Paiute	Nevada

In FY15: 37 Tribes funded by the BIA IHSP reported 32,674 speed citations being issued during the project year.

The 5 Tribes with the highest number of speed citations in FY15 were:

<u>Citations</u>	<u>Tribe</u>	<u>State</u>
5,891	Salt River Pima Maricopa	Arizona
4,841	Pueblo of Isleta	New Mexico
3,312	Pueblo of Laguna	New Mexico
2,643	Pueblo of Acoma	New Mexico
2,534	Oglala Sioux	South Dakota

The BIA IHSP planned to increase the number of citations issued for other moving violations (excluding speed and DUI) by all funded traffic activity by 5% from the FY15 total of 35,512 to 37,228 by the end of FY17.

In FY17: 26 of 27 Tribes funded by the BIA IHSP in FY16 reported issuing 19,521 traffic violation citations. This target was not achieved but this may be due to increased high visibility traffic enforcement by tribal police departments. In FY17, 26 tribes reported which is six less than the 32 tribes that reported from the previous year.

The 5 Tribes with the highest number of total traffic violation citations in FY16 were:

<u>Citations</u>	<u>Tribe</u>	<u>State</u>
4,680	Pueblo of Isleta	New Mexico
3,313	White Earth Nation	Minnesota
1,811	Oglala Sioux Tribe	South Dakota
1,244	Cheyenne River Sioux Tribe	South Dakota
940	Walker River Paiute Tribe	Nevada

In FY16: 32 of 38 Tribes funded by the BIA IHSP in FY16 reported 33,947 traffic violation citations. This target may not have been achieved because 6 tribes did not report.

The 5 Tribes with the highest number of total traffic violation citations in FY16 were:

<u>Citations</u>	<u>Tribe</u>	<u>State</u>
9,377	Salt River Pima Maricopa	Arizona
4,932	Pueblo of Isleta Pueblo	New Mexico
2,891	Oglala Sioux	South Dakota
2,327	White Earth	Minnesota
1,777	Cheyenne River Sioux	South Dakota

In FY15: 37 Tribes funded by the BIA IHSP in FY15 reported 35,512 traffic violation citations.

The 5 Tribes with the highest number of total traffic violation citations in FY15 were:

<u>Citations</u>	<u>Tribe</u>	<u>State</u>
7,040	Salt River Pima Maricopa	Arizona
4,477	Pueblo of Isleta	New Mexico
3,597	Oglala Sioux	South Dakota
2,298	White Earth Nation	Minnesota
1,576	Pueblo of Laguna	New Mexico

Performance Measure to be tracked: Number of un-helmeted motorcyclist fatalities.

In FY17: Number of motorcyclist fatalities reported by the 26 of 27 funded Tribes was 0.

In FY17: Number of un-helmeted motorcyclist fatalities was 1.

In FY16: Number of motorcyclist fatalities reported by the 32 of 38 funded Tribes was 3.

In FY16: Number of un-helmeted motorcyclist fatalities was 1.

In FY15: Number of motorcyclist fatalities reported by the 37 funded Tribes was 2.

In FY15: Number of un-helmeted motorcyclist fatalities was 1.

Performance Measure to be tracked: Number of drivers age 20 or younger involved in fatal crashes.

In FY17: 2 fatalities involving drivers age 20 or younger were reported by the Tribes.

In FY16: 1 fatality involving drivers age 20 or younger were reported by the Tribes.

In FY15: 10 fatalities involving drivers age 20 or younger were reported by the Tribes.

Performance Measure to be tracked: Number of pedestrian fatalities.

In FY17: Number of pedestrian fatalities reported by 26 of 27 Tribes in FY17 was 5

In FY16: Number of pedestrian fatalities reported by 32 of 38 Tribes in FY16 was 16.

In FY15: Number of pedestrian fatalities reported by 37 Tribes in FY15 was 12.

Evidence Based Enforcement Program Activities:

The evidence based enforcement activities utilized in order to meet the identified targets included:

- Indian Country evidence based activities included individual tribal analysis of crashes, crash fatalities and the identification of high risk crash areas utilizing local crash data.
- The tribal agencies then deployed a range of enforcement activities through the use of tribal enforcement resources based on the crash analysis and other elements. The activities included: saturation patrols, sobriety checkpoints, overtime enforcement activities and other proven strategies to alleviate unsafe roadway behavioral issues.
- The tribes utilized crash data to educate and inform tribal members on roadway safety dangers through educational presentations and other communication efforts at the local tribal level.

Traffic Records:

TARGET:

To provide resources, training and technical assistance to tribes in an effort to establish traffic records systems on Indian Reservations.

PERFORMANCE MEASURES:

Conduct four Traffic Records Training Conferences for tribal leadership in different geographic locations throughout Indian Country.

Develop a training program to educate tribes of the importance of data collection and utilization. Increase Tribal Traffic Records Coordinating Committee meetings from 0 in FY2015 to 4 in FY2017. Telephone conferences may be held in lieu of in-person meetings.

Develop a multi-year Traffic Records Strategic Plan by the end of FY2017.

SUMMARY:

The IHSP did not meet the Performance Targets as stated in the 2017 HSP due to lack of staff to dedicate time to the stated projects. The initial idea was to utilize the traffic records funding for a position that would conduct these activities. The funding could not be utilized for a full time position.

The Traffic Records funding was utilized to conduct a national assessment of tribal traffic records reporting. The IHSP is currently conducting, through an awarded contractor, a tribal records assessment. The contract was awarded to Kaufman & Associates Inc. on July 1, 2017. The initial contact with the tribal programs has been on-going and a handful of tribal programs have not responded, but due to the period of performance, the next task of assembling a traffic records assessment team and an assessment protocol are currently in the works. For 2018, Traffic Records assessments will be conducted at 7 different tribes.

The IHSP proposed to the Safety Management Systems (SMS) Steering Committee to also act as a Traffic Records Committee. The SMS proposal has not been brought for a formal vote to implement this proposal. At this time the SMS is in the process of recruiting new tribal personnel.

IHSP continues working with the BIA Information Management team in association with the NHTSA Traffic Records personnel in attempt to consolidate and provide a conduit for traffic records reporting for the BIA Police. The BIA crash reporting system is currently working as a pilot program in District II. Unfortunately the tribal programs will not have access to the BIA system.

Impaired Driving Program Area

The BIA Indian Highway Safety Program has over the years funded many projects aimed at reducing the high rates of drinking and driving on the reservations. The program also remains committed to providing training, educational materials and equipment necessary to assist tribal law enforcement officers and police departments in their efforts to remove drunk drivers from the roadways through sustained enforcement efforts.

All funded projects in FY17 signed a commitment to participate in all national traffic safety campaigns. Tribes were also required to participate in, and report on, the “Don’t Shatter the Dream”, Indian State Impaired Driving Mobilization. Funded Tribes participated by conducting checkpoints, saturation patrols and/or enhanced enforcement. Extra funding was added to each project budget for high visibility sustained enforcement throughout the year.

Each of the tribal projects funded in FY17 had an alcohol related performance measure.

Impaired Driving Program Area Target:

The BIA IHSP planned to reduce the incidence of impaired driving crashes by increasing DUI arrests within the participating Tribes by 2% from the FY15 total of 5381 to 5,509 by the end of FY17.

In FY17: 26 of 27 Tribes funded by the BIA IHSP reported 4,664 DUI/DWI/OWI arrests.

In FY17: 14 Tribes reported conducting 109 checkpoints.

In FY17: 25 Tribes reported conducting 1,028 saturation patrols.

In FY16: 32 of 38 Tribes funded by the BIA IHSP reported 4,128 DUI/DWI/OWI arrests.

In FY16: 14 Tribes reported conducting 132 checkpoints.

In FY16: 24 Tribes reported conducting 1,183 saturation patrols.

In FY15: 37 Tribes funded by the BIA IHSP reported 5,381 DUI/DWI/OWI arrests.

In FY15: 33 Tribes reported conducting 170 checkpoints.

In FY15: 35 Tribes reported conducting 693 saturation patrols.

The White Earth Nation, Leech Lake Band of Ojibwe, and Upper Sioux and Lower Sioux Tribes in Minnesota and the Shoshone Bannock Tribe in Idaho could not conduct sobriety checkpoints as state law does not permit, but did participate in the saturation patrols.

Note:

For each Tribal project, the Reservation Population and Land Base information is from Tiller’s Guide to Indian Country updated with 2010 Census data with the exception of the Ramah-Navajo and Upper Sioux Tribes.

AL-16-01 – BIA OJS (Office of Justice Services)

Grant Award: \$100,000.00

Amount Expended: \$31,599.61

TARGET:

To provide support for the continued operation and maintenance of the Breath Alcohol Testing (BAT) Mobiles purchased for use in Indian Country which will result in decreased alcohol related motor vehicle crash injuries and fatalities within the participating Tribes.

PERFORMANCE MEASURES:

To increase the number of times the BAT Mobiles are deployed within the participating Tribes by 9% from the FY15 total of 82 to 90 by the end of FY17.

In FY17 the BAT Mobile was deployed 18 times.

In FY17 the BAT Mobiles were used in 18 check points.

To increase use of BAT Mobiles for educational events on the reservations by 75% from the FY15 number of 4 to 7 in FY17.

In FY17 the BAT Mobile was used for educational events on the reservation 0 time.

To support the tribes the BIA IHSP purchased four (4) BAT Mobiles in FY10. This was a collaborative effort between the IHSP and OJS Districts. The BAT Mobiles are available for tribal use in OJS Districts I (South Dakota), II (Oklahoma), IV (Albuquerque) and V (Billings) by providing resources to utilize the BAT mobiles. The BAT Mobile was moved from District V (Billings) to District (III) Phoenix in FY17.

The purchase of these BAT Mobiles has allowed Tribes to more effectively combat drunk drivers on the reservations and to decrease alcohol related motor vehicle crash injuries and fatalities within the participating tribes in OJS Districts I, II, IV, V and III.

This allowed for a total of approximately five (5) Tribes to have access to the BAT Mobiles in these OJS Districts.

The BAT Mobiles were utilized in the three BIA OJS Districts at sobriety checkpoints and were made available for viewing to tribal community members and school students during health fairs and public safety days.

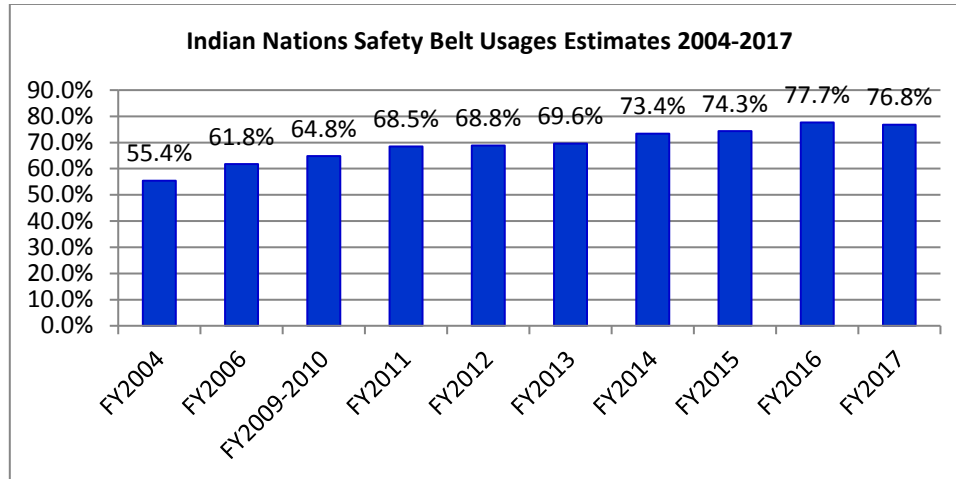
District I - 8 Deployments			
Tribe	Deployed	Education	Checkpoint
Crow Creek Sioux	1		1
Lower Brule Sioux	2		2
Oglala Sioux	5		5
District II - IV 0 Deployments			
	0	0	0
District IV - Deployments			
Pueblo of Sandia	1		1
District V - 9 Deployments			
BIA OJS	5		5
Northern Arapahoe	4		4
District III – 0 Deployments			
Currently Undergoing Maintenance			

Occupant Protection Program Area

Motor vehicle crashes (MVC's) are the leading cause of death and injuries to Native Americans in the United States. Native Americans are killed at rates at least twice that of all other ethnic groups in this country. These high death rates can be attributed to a number of factors including the low and non-use of safety belts and child passenger safety restraint usage on the reservations.

Occupant Protection Program Area Target:

To increase safety belt usage rates in Indian Country from the FY2015 “national” Indian Country rate of 74.30% to 75.03% by the end of FY2017.



Indian Country is now at 76.8% in 2017. While Native American utilization is still lower than the national rate, there has been progress made in Indian Country; seat belt use will continue to be one of the primary focus areas of the IHSP.

Child Passenger Safety

For several years, the BIA IHSP has collaborated with the Indian Health Service to provide child passenger safety seats for Native American children and child passenger safety support safety materials for clinics, checkpoints and fitting stations for those tribes working with their respective Indian Health Service Injury Prevention Specialists.

In FY17, the BIA IHSP awarded Occupant Protection grants to the Tribes. The BIA IHSP expended a total of \$124,33.06 on child safety seats in FY17.

FY17 Child Protection Seat Grantees						
Project Number	Project Title	Amount Awarded	Amount Expended	# of Seats Purchased	# of Seats Distributed	# of Seats Remaining
OP-17-02	Native Village of Eyak	\$8,525.00	\$3,965.78	50	50	0
OP-17-03	Cocopah Indian Tribe	\$3,700.00	\$2,335.20	34	23	8
OP-17-04	Gila River Indian Community	\$9,800.00	\$9,196.88	182	76	106
OP-17-05	Quechan Tribe	\$8,500.00	\$0.00	0	0	0
OP-17-06	Pokagon Band of Potawatomi Indians	\$3,125.00	\$0.00	0	0	0
OP-17-07	Grand Traverse Band of Ottawa &	\$4,083.00	\$2,263.85	22	7	15
OP-17-08	Grand Portage Reservation	\$3,875.00	\$0.00	0	0	0
OP-17-09	Mississippi Band of Choctaw Indians	\$9,140.00	\$0.00	0	0	0
OP-17-10	Standing Rock Sioux Tribe	\$24,990.00	\$15,855.50	194	83	51
OP-17-11	Pueblo of Laguna	\$7,240.00	\$5,210.00	43	29	14
OP-17-12	Pueblo of Acoma	\$2,920.00	\$1,092.81	20	5	15
OP-17-13	Pyramid Lake Paiute Tribe	\$6,905.00	\$8,181.28	109	83	26
OP-17-14	Te-Moak Tribe of Western Shoshone	\$5,500.00	\$0.00	0	0	0
OP-17-15	Duckwater Shoshone Tribe	\$5,155.00	\$0.00	0	0	0
OP-17-16	Apache Tribe of Oklahoma	\$3,900.00	\$0.00	0	0	0
OP-17-17	Wichita & Affiliated Tribes	\$6,865.00	\$7,990.37	126	3	123
OP-17-18	Quapaw Tribe of Oklahoma	\$4,305.00	\$4,305.00	60	60	0
OP-17-19	Choctaw Nation of Oklahoma	\$11,715.00	\$9,971.72	200	200	0
OP-17-20	Yankton Sioux Tribe	\$7,745.00	\$0.00	0	0	0
OP-17-21	Oglala Sioux Tribe	\$15,570.00	\$15,324.72	240	240	0
OP-17-22	Ute Indian Tribe	\$13,745.00	\$0.00	0	0	0
OP-17-23	Swinomish Indian Community	\$6,110.00	\$5,265.40	124	18	106
OP-17-24	Muckleshoot Indian Tribe	\$7,185.00	\$6,888.97	120	11	109
OP-17-25	Lower Elwha Klallam Tribe	\$6,685.00	\$6,683.18	70	69	1
OP-17-26	Bad River Band of Lake Superior Tribe of Chippewa Indians	\$4,200.00	\$2,821.42	33	18	15
OP-17-27	Ho-Chunk Nation	\$7,865.00	\$7,222.90	125	0	125
OP-17-28	Craig Tribal Association	\$5,150.00	\$9,728.08	55	32	23
OP-17-29	Mille Lacs Band of Ojibwe	\$10,023.00	\$0.00	0	0	0
OP-17-30	Northern Arapahoe Tribe (Wind River)	\$4,891.00	\$0.00	0	0	0
OP-17-31	Confederated Tribes & Bands of the Yakama Nation	\$5,260.00	\$0.00	0	0	0
Total:		\$224,672.00	\$124,303.06	1,807	1,007	737

In FY16, the BIA IHSP awarded Occupant Protection grants to the Tribes. The BIA IHSP expended a total of \$124,264.56 on child safety seats in FY16. In FY17, 222 car seats remain in tribal inventory.

FY16 Child Protection Seat Grantees							FY17
Project Number	Project Title	Amount Awarded	Amount Expended	# of Seats Purchased	# of Seats Distributed	# of Seats Remaining	# of Seats Remaining
OP-16-02	Ramah Navajo Tribe	\$5,225.00	\$0.00	0	0	0	0
OP-16-03	Reno Sparks Indian Colony	\$2,990.00	\$0.00	0	0	0	0
OP-16-04	Fort McDowell	\$5,950.00	\$5,820.28	76	48	28	0
OP-16-05	Gila River	\$35,860.00	\$35,782.91	676	353	323	44
OP-16-06	Prairie Band Potawatomi Nation	\$30,000.00	\$22,107.80	355	240	115	88
OP-16-07	Nez Perce	\$9,975.00	\$0.00	0	0	0	0
OP-16-08	Colorado River Indian Tribe	\$5,396.00	\$0.00	0	0	0	0
OP-16-09	Oglala Sioux	\$16,500.00	\$16,373.76	296	214	82	0
OP-16-10	Shoshone Bannock	\$9,995.00	\$9,374.10	168	131	37	0
OP-16-11	Isleta Pueblo	\$6,700.00	\$0.00	0	0	0	0
OP-16-12	Jemez Pueblo	\$6,750.00	\$3,140.04	83	0	83	36
OP-16-13	White Earth	\$8,707.00	\$0.00	0	0	0	0
OP-16-14	Menominee	\$2,800.00	\$0.00	0	0	0	0
OP-16-15	Leech Lake	\$7,500.00	\$7,000.00	150	0	150	0
OP-16-16	Northern Cheyenne	\$7,348.00	\$2,362.80	48	48	0	0
OP-16-17	Choctaw Nation	\$8,700.00	\$6,621.50	110	102	8	0
OP-16-18	Comanche Nation	\$5,082.00	\$4,566.12	94	94	0	0
OP-16-19	San Ildefonso Pueblo	\$5,000.00	\$0.00	0	0	0	0
OP-16-20	Susanville Rancheria	\$645.00	\$0.00	0	0	0	0
OP-16-21	Kaw Nation	\$7,190.00	\$7,154.29	141	8	133	54
OP-16-22	Skokomish Indian Tribe	\$5,740.00	\$0.00	0	0	0	0
OP-16-23	Wichita & Affiliated Tribes	\$7,000.00	\$3,960.96	87	87	0	0
OP-16-24	Rocky Boy Chippewa Cree	\$8,400.00	\$0.00	0	0	0	0
Totals:		\$209,453.00	\$124,264.56	2,284	1,325	959	222

Police Traffic Services Program Area

The BIA Indian Highway Safety Program has remained committed to providing the necessary tools and training that tribal law enforcement departments need in order to effectively enforce traffic laws and ordinances.

All Tribal law enforcement agencies funded in FY17 signed commitments to participate in all national mobilizations as well as enhanced enforcement at other times of the year and sustained enforcement throughout the year. Additionally, extra funding was added to each project so they could conduct high visibility enforcement throughout the year.

The BIA IHSP staff depends on the NHTSA Region 6 Media Consultant to provide mobilization campaign material to distribute to tribes nationwide. It is invaluable during the national mobilizations the grant funded Tribes are required to participate in. The media services were available but didn't provide much for the tribes to utilize in this time period.

The BIA IHSP Director provided one site visit to the following tribes: Cheyenne River Sioux and Walker River Paiute Tribes law enforcement, along with Pyramid Lake Paiute Tribe child protection seat grant programs.

The site visit was used to ensure compliance with grant agreement requirements and evaluate the project progress toward stated goals.

In FY17, the BIA IHSP Director and Program Coordinator continued to evaluate and assist tribes to meet their performance measures/targets.

Police Traffic Services (PTS) Program Area Target:

To reduce the number of speed related fatalities of all fatalities on reservations from the 2013 FARS number of 128 to 122 by the end of FY17. FARS 2015 reported 109 speed related fatalities in all fatalities on reservations.

26 of 27 Tribes funded, by the BIA IHSP, in FY17 reported a total of 14 speed-related motor vehicle fatalities on their reservations during the project year. This target was met.

The BIA IHSP planned to increase the number of speeding citations by 5% from the FY15 number of 32,674 to 34,308 by the end of FY17.

26 of 27 Tribes funded, by the BIA IHSP, in FY17 reported 29,327 speed citations issued during the project year. This target was not met.

To increase the number of citations issued for other moving violations (excluding speed and DUI) by 5% from the FY15 number of 35,512 to 37,228 by the end of FY17.

26 of 27 Tribes funded, by the BIA IHSP, in FY17 reported 19,521 traffic violation citations. The target was not met. This could be due to high visibility traffic enforcement and the number of tribes awarded and reporting was 6 less than the previous year.

To decrease the number of motorcyclist fatalities from the 2013 FARS number of 18 to 15 by the end of FY17. FARS 2015 reported 20 motorcycle fatalities on reservations.

Number of motorcyclist fatalities reported by 26 of 27 funded Tribes was 0.

Number of un-helmeted motorcyclists was 1.

To decrease the number of pedestrian fatalities of all fatalities on reservations, by 2013 FARS number of 44 to 42 by the end of FY2017. FARS 2015 reported 51 pedestrian fatalities on reservations.

Number of pedestrian fatalities reported by 26 of 27 Tribes in FY17 was 5.

FY17 Core Outcome Measures

A-1 Core Measure: Seat belt citations issued during grant-funded enforcement activities current:

In FY17: 26 of 27 Tribes reported 3,110 seat belt citations issued.

A-2 Core Measure: Impaired driving arrests made during grant-funded enforcements activities current:

In FY17: 26 of 27 Tribes reported 4,664 DUI/OWI arrests were made.

A-3 Core Measure: Speeding citations issued during the grant-funded enforcement activities current:

In FY17: 26 of 27 Tribes reported 29,327 speed citations were issued.

B-1 Core Measure: Increase safety belt usage rate in Indian Country from the FY15 “national” Indian Country rate of 74.30% to 75.03 by the end of FY17.

In FY17: Indian Country is now at 76.8%.

C-1 Core Measure: To reduce all fatalities on reservations from the 2013 FARS number of 316 to 300 by the end of FY17. Fatalities on reservations have increased to 298 according current FY15 FARS data.

In FY17: 26 of 27 Tribes reported a total of 28 motor vehicle fatalities.

C-4 Core Measure: To reduce the number of unrestrained passenger vehicle occupant fatalities, all seat positions on reservations from the 2013 FARS number of 217 to 189 in 2017. Current FARS 2015 data reflects an increase in the numbers reported from 129 to 138, but also reflect a decrease in the percent of unrestrained fatalities of approximately 5%.

In FY17: 26 of 27 Tribes reported a total of 2,697 motor vehicle crash (MVC) on their reservations. Of this number 30 were motor vehicle fatalities 26 of the people killed were not wearing seat belts.

C-5 Core Measure: To maintain the same number of fatalities in crashes involving a driver/motorcycle rider, with a BAC of 0.08 and above, from the 2013 FARS number of 139 in FY15 to 115 in FY17. Current 2015 FARS data reflects the number of on reservation fatalities in crashes involving a driver/motorcycle rider decreased to 134.

In FY17: 26 of 27 funded Tribes reported a total of 6 fatalities with drivers with .08+ BAC.

C-6 Core Measure: To maintain the number of speed related fatalities from the 2013 FARS number of 128 to 122 by the end of FY17. Current 2015 FARs data reflects an upward trend of 109 fatalities on reservations.

In FY17: 26 of 27 Tribes in FY16 reported a total of 14 speed-related motor vehicle fatalities on their reservations during the project year.

C-7 Core Measure: To reduce the number of motorcyclist fatalities from the 2013 FARS number of 18 to 15 by the end of FY17. Current FARS 2015 data shows motorcyclist fatalities increased to 20 on reservations.

In FY17: 26 of 27 funded tribes reported 0 motorcyclist fatalities on their reservations during the project year.

C-8 Core Measure: To maintain the number of un-helmeted motorcyclist fatalities, (2) from 2013 FARS through 2017. Current 2015 FARS data reflects a downward trend of unhelmeted motorcycle fatalities on reservations to 1.

In FY17: 26 of 27 funded tribes reported 1 un-helmeted motorcyclist fatality on their reservations during the project year.

C-9 Core Measure: To decrease the number of drivers 20 or younger, on reservation, involved in fatal crashes from 2013 FARS number of 8 to 6 in 2017. Current 2015 FARS data reveals an upward trend of 11 driver fatalities age 20 and younger on reservations.

In FY17: 26 of 27 funded tribes reported a total of 2 fatalities of drivers 20 or younger fatalities on their reservations during the project year.

C-10 Core Measure: To reduce the number of pedestrians involved in fatal crashes, on reservations, from 2013 FARS number of 44 to 42 in 2017. Current FARS data from 2015 shows an increase in pedestrian fatalities on reservations at 51.

In FY17: 26 of 27 funded tribes reported a total of 5 pedestrian fatalities on their reservations during the project year.

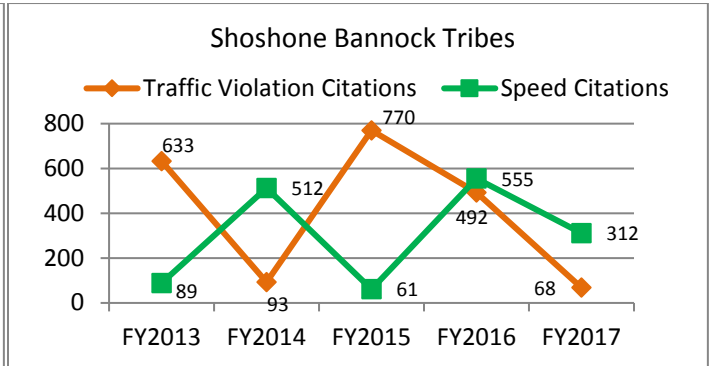
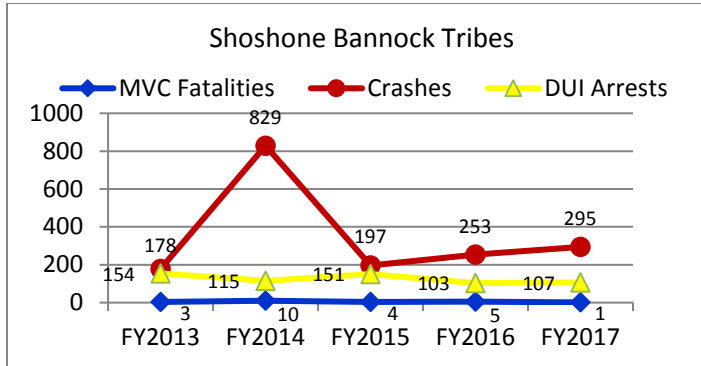
C-11 Core Measure: To maintain the number of bicyclists, on reservation, involved in fatal crashes from 2013 FARS number of 0 in 2017. Current FARS 2015 data shows the number of pedal cyclist fatalities of 4.

In FY17: 26 of 27 funded tribes reported a total of 1 bicyclist fatalities on their reservations during the project year.

Full-Time Grant Projects

PT-17-03 - Shoshone-Bannock Tribes (Idaho)

Grant Award:	\$135,900.00	Amount Expended:	\$114,007.23
Project funded for:	One (1) Highway Safety Officer(s)	Law Enforcement:	Tribal
Safety Belt Law:	No Law (Law Passed)	Tribal BAC Law:	0.10
Traffic Statistics Software:	Spillman Technologies	Land Base:	815 Acres
Reservation Population:	8,700	Road Miles:	534



PERFORMANCE MEASURES/TARGETS:

- To reduce the number of motor vehicle related fatalities on the Shoshone Bannock Reservation by 10% from the FY2015 number of 3 to 2 by the end of FY2017.

Total number of motor vehicle crash fatalities (MVCF's) in FY17 (October 1, 2016 - September 30, 2017): 1

- To decrease motor vehicle related crashes by 10% from the FY2015 number of 197 to 177 by the end of FY2017.

Total number of motor vehicle crashes (MVC's) in FY17: 295

- To decrease the number of fatalities in crashes involving a driver with a BAC of 0.08+ 50% from the FY2015 number of 2 to 1 by the end of FY2017.

Total number of fatalities in crashes involving a driver with a BAC of 0.08+ in FY17: 0

- To increase the number of speed citations issued by 10% from the FY2015 number of 783 to 861 by the end of FY2017.

Total number of speed citations by Police Department (PD) in 2017: 312 By the HSO: 95

- To increase the number of DUI arrests by 10% from the FY2015 number of 151 to 166 by the end of FY2017.

Total number of DUI arrests by the PD in 2017: 107 By the HSO: 27

SUMMARY:

Shoshone-Bannock Tribal Police Department (SBTPD) reduced MVC and MVCF a great deal this past year due to high visible traffic enforcement. Stepping up SBTPD presence in the community lowered drivers operating vehicles under the influence leading to 107 DUI/DWI/OWI arrests during the grant year. This also assisted reducing the number of fatalities in crashes involving drivers with BAC of 0.08+ which is a target the SBTPD met. With 4 RADAR trailers out

in the community daily, speeding has decreased; therefore the speed citation goal was not met. Although the target of 597 for speed citations was not met; 312 citations were issued during the grant year along with 271 written/verbal traffic warnings, and 68 traffic citations issued. Due to more inclement weather, than previous years, such as snow and ice on the roadways more MVC's were reported and we did not reach our target of 227.

2017 ACTIVITY REPORT:

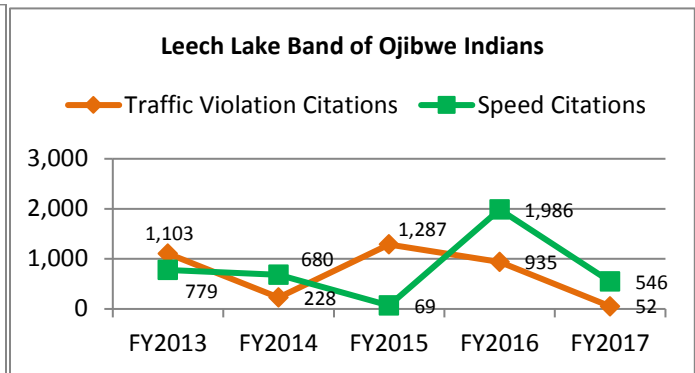
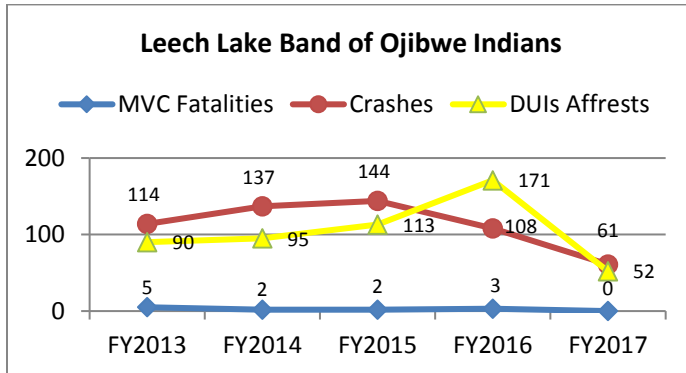
1	Motor vehicle crash (MVC) fatalities
0	Alcohol-related MVC fatalities
1	Speed-related MVC fatalities
0	MVC fatalities involving driver with BAC of 0.08+
0	MVC fatalities with driver < age 20
1	Unrestrained occupant MVC fatalities, all seat positions
0	Motorcyclist fatalities
0	Un-helmeted motorcyclist fatalities
0	Pedestrian fatalities
295	Motor vehicle crashes (MVC's)
101	Injury related MVCs
17	Alcohol-related MVCs
109	Speed-related MVCs
68	Traffic citations
29	Traffic citations issued by HSO
107	DUI citations
27	DUI citations issued by HSO
312	Speed citations
95	Speed citations issued by HSO
271	Verbal & Written Warnings Issued
134	Verbal & Written Warnings Issued by HSO
7	Seat belt citations
5	CPS citations

During FY17, the Shoshone-Bannock Tribes program conducted:

1	Checkpoints
4	Saturation Patrols
6	Traffic safety presentations (community/school)

PT-17-04 - Leech Lake Band of Ojibwe (Minnesota)

Grant Award:	\$364,300.00	Amount Expended:	\$355,315.42
Project funded for:	Two (2) Highway Safety Officer(s) & One 1 Data Clerk	Law Enforcement:	Tribal
Safety Belt Law:	Primary (Law Passed)	Tribal BAC Law:	0.08
Traffic Statistics Software:	LETG	Land Base:	838,000 Acres
Reservation Population:	10,660	Road Miles:	660



PERFORMANCE MEASURES/TARGETS:

- To reduce the number of motor vehicle related fatalities on the Leech Lake Reservation by 33% from the FY2015 number of 3 to 2 by the end of FY2017.
Total number of motor vehicle crash fatalities (MVCF's) in FY17 (October 1, 2016 - September 30, 2017): 0
- To decrease motor vehicle related crashes by 14% from the FY2015 number of 114 to 100 by the end of FY2017.
Total number of motor vehicle crashes (MVC's) in FY17: 61
- To decrease the number of fatalities in crashes involving a driver with a BAC of 0.08+ 50% from the FY2015 number of 2 to 1 by the end of FY2017.
Total number of fatalities in crashes involving a driver with a BAC of 0.08+ in FY17: 1
- To increase the number of speed citations issued by 8% from the FY2015 number of 996 to 1,095 by the end of FY2017.
Total number of speed citations by Police Department (PD) in 2017: 546 *By the HSO: 429*
- To increase the number of DUI arrests by 7% from the FY2015 number of 144 to 155 by the end of FY2017.
Total number of DUI arrests by the PD in 2017: 52 *By the HSO: 17*

SUMMARY:

Leech Lake Police Department (LLPD) did not expend their entire grant funding in 2017 due to a Highway Safety Officer (HSO) training injury. The department was unsure of when the HSO would return and the position remained vacant for a period of time until the position was filled. The LLPD purchased and up fitted two police units for their HSO's and purchased a printer and ticket scanner.

The LLPD achieved their target to reduce MVCF and fatalities involving a driver with a BAC of 0.08+ BAC along with the MVC target. They did not achieve their target to increase DUI arrest to 155 but did arrests 52 individuals. They did not meet their target to increase speed citations.

2017 ACTIVITY REPORT:

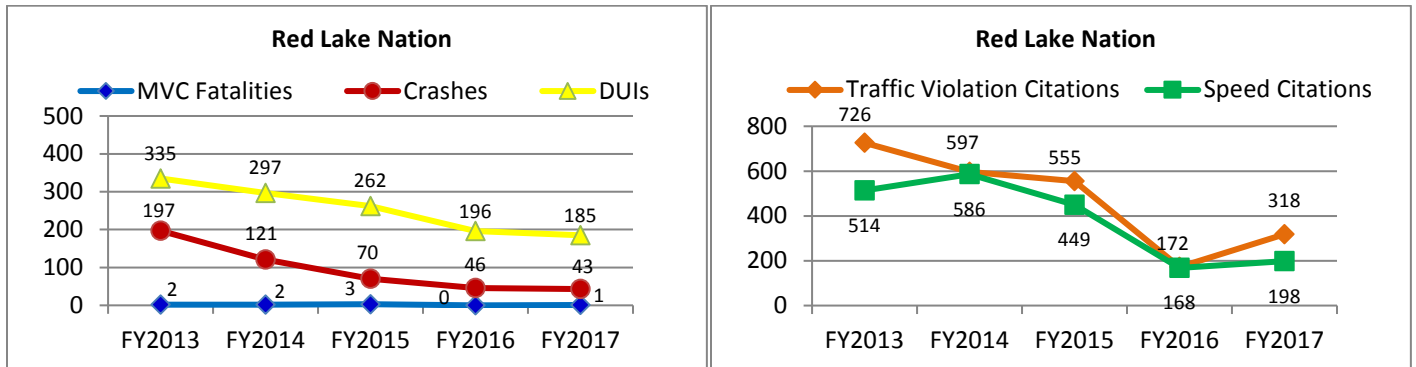
0	Motor vehicle crash (MVC) fatalities
1	Alcohol-related MVC fatalities
0	Speed-related MVC fatalities
1	MVC fatalities involving driver with BAC of 0.08+
0	MVC fatalities with driver < age 20
0	Unrestrained occupant MVC fatalities, all seat positions
0	Motorcyclist fatalities
1	Un-helmeted motorcyclist fatalities
0	Pedestrian fatalities
61	Motor vehicle crashes (MVC's)
21	Injury related MVCs
6	Alcohol-related MVCs
3	Speed-related MVCs
347	Traffic citations
229	Traffic citations issued by HSO
52	DUI citations
17	DUI citations issued by HSO
546	Speed citations
429	Speed citations issued by HSO
1,163	Verbal & Written Warnings Issued
521	Verbal & Written Warnings Issued by HSO
46	Seat belt citations
1	CPS citations

During FY17, the Leech Lake Band of Ojibwe program conducted:

0	Checkpoints
12	Saturation Patrols
1	Traffic safety presentations (community/school)

PT-17-05 - Red Lake Band of Chippewa Indians (Minnesota)

Grant Award:	\$257,590.00	Amount Expended:	\$85,297.03
Project funded for:	Two (2) Highway Safety Officer(s)	Law Enforcement:	Tribal
Safety Belt Law:	Primary (Law Passed)	Tribal BAC Law:	0.08
Traffic Statistics Software:	LETG	Land Base:	840,000 Acres
Reservation Population:	12,132	Road Miles:	675



PERFORMANCE MEASURES/TARGETS:

- To reduce the number of motor vehicle related fatalities on the Red Lake Reservation by 50% from the FY2015 number of 2 to 1 by the end of FY2017.
Total number of motor vehicle crash fatalities (MVCF's) in FY17 (October 1, 2016 - September 30, 2017): 1
- To decrease motor vehicle related crashes by 5% from the FY2015 number of 90 to 85 by the end of FY2017.
Total number of motor vehicle crashes (MVC's) in FY17: 43
- To increase the number of DUI arrests by 5% from the FY2015 number of 262 to 275 by the end of FY2017.
Total number of DUI arrests by the Police Department (PD) in FY17: 1,852 By the HSO: 44

SUMMARY:

The Red Lake Tribal Police Department (RLTPD) did not fully expend the grant budget due to officer injuries which caused shortage on coverage for regular shifts; therefore, having a direct impact on overall availability of officers working overtime. The tribe also declared a state of emergency due to over 100 OD's related to opiates. This emergency had a direct impact on officer availability because the department had to dedicate more officers for drug interdiction patrols and the execution of search warrants because people were dying. This crisis directly impacted grant spending in FY17.

The RLTPD achieved the MVCF's and MVC's. Officers conducted 28 checkpoints, 4 saturation patrols and 4 traffic safety presentations educating the community/schools. The success the department is having is due to educating the public at community meetings, elders conferences, along with high visibility at traffic checkpoints. Mobilizations were posted on the department Facebook. The Department did not reach its target for DUI/OWI Arrests. This could be due to drivers becoming educated on safer driving on the reservation

2017 ACTIVITY REPORT:

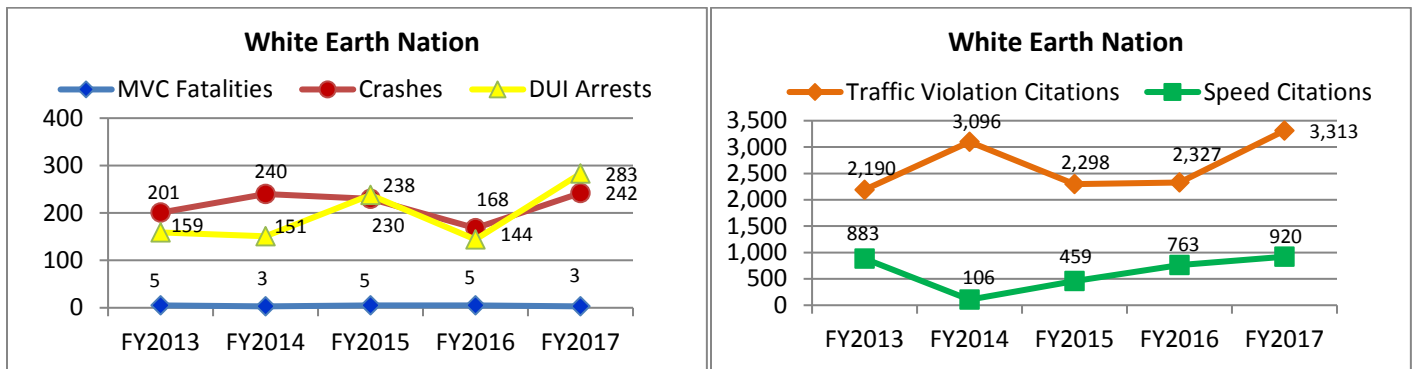
1	Motor vehicle crash (MVC) fatalities
0	Alcohol-related MVC fatalities
1	Speed-related MVC fatalities
0	MVC fatalities involving driver with BAC of 0.08+
0	MVC fatalities with driver < age 20
1	Unrestrained occupant MVC fatalities, all seat positions
0	Motorcyclist fatalities
0	Un-helmeted motorcyclist fatalities
0	Pedestrian fatalities
43	Motor vehicle crashes (MVC's)
22	Injury related MVCs
16	Alcohol-related MVCs
35	Speed-related MVCs
318	Traffic citations
217	Traffic citations issued by HSO
1,852	DUI citations
44	DUI citations issued by HSO
198	Speed citations
89	Speed citations issued by HSO
1,759	Verbal & Written Warnings Issued
652	Verbal & Written Warnings Issued by HSO
204	Seat belt citations
48	CPS citations

During FY17, the Red Lake Band of Chippewa Indians program conducted:

28	Checkpoints
4	Saturation Patrols
4	Traffic safety presentations (community/school)

PT-17-06 - White Earth Nation (Minnesota)

Grant Award:	\$150,000.00	Amount Expended:	\$302,892.95
Project funded for:	One (1) Highway Safety Officer(s)	Law Enforcement:	Tribal
Safety Belt Law:	Primary (Law Passed June 2008)	Tribal BAC Law:	0.08
Traffic Statistics Software:	Zuecher's	Land Base:	1,306 Acres
Reservation Population:	21,274	Road Miles:	1408



PERFORMANCE MEASURES/TARGETS:

- To reduce the number of motor vehicle related fatalities on the White Earth Reservation by 50% from the FY2015 number of 5 to 2 by the end of FY2017.

Total number of motor vehicle crash fatalities (MVCF's) in FY17 (October 1, 2016 - September 30, 2017): 3

- To decrease motor vehicle related crashes by 5% from the FY2015 number of 230 to 219 by the end of FY2017.

Total number of motor vehicle crashes (MVC's) in FY17: 242

- To decrease the number of fatalities in crashes involving a driver with a BAC of 0.08+ 67% from the FY2015 number of 3 to 1 by the end of FY2017.

Total number of fatalities in crashes involving a driver with a BAC of 0.08+ in FY17: 0

- To increase the number of speed citations issued by 15% from the FY2015 number of 459 to 528 by the end of FY2017.

Total number of speed citations by Police Department (PD) in 2017: 920 By the HSO: 348

To increase the number of DUI arrests by 10% from the FY2015 number of 238 to 262 by the end of FY2017.

Total number of DUI arrests by the PD in FY17: 283 By the HSO: 58

SUMMARY:

The White Earth Police Department (WEPD) increased traffic safety efforts tremendously during FY17 which assisted in expending approximately 86% of the grant award. The increase was due being awarded two full-time Highway Safety Officer's (HSO). Officer moral increased and all officers began to enjoy working over-time and enforcing traffic safety. They set up numerous saturations, and the PD provided meals for the officers, this created a boost in comradery during these events. The WEPD also purchased and up fitted two police units for the HSO's.

The WEPD did not achieve their target to reduce MVCF's and MVC's. Although they did not meet their target for MVCF's the rate of three is the lowest it has been in the last eight years. The Tribe usually ends the year with 5 fatalities. MVC's also increased over the summer months to 242. Although they did not meet the targets for MVCF's and MVC's they did meet the target to decrease fatalities in crashes involving a driver with a BAC of 0.08+. This could have been due to conducting 12 saturation patrols, issuing 3,313 traffic citations, 4,100 written/verbal warnings, 920 speed citations, 203 seatbelt citations and 110 child passenger seat citations along with arresting 283 individuals for DUI/DWI/OWI. With grant funding the HSO's conducted 6 educational presentations to the community/schools

2017 ACTIVITY REPORT:

3	Motor vehicle crash (MVC) fatalities
1	Alcohol-related MVC fatalities
1	Speed-related MVC fatalities
0	MVC fatalities involving driver with BAC of 0.08+
0	MVC fatalities with driver < age 20
1	Unrestrained occupant MVC fatalities, all seat positions
0	Motorcyclist fatalities
0	Un-helmeted motorcyclist fatalities
0	Pedestrian fatalities
242	Motor vehicle crashes (MVC's)
140	Injury related MVCs
35	Alcohol-related MVCs
99	Speed-related MVCs
3,313	Traffic citations
1,095	Traffic citations issued by HSO
283	DUI citations
58	DUI citations issued by HSO
920	Speed citations
348	Speed citations issued by HSO
4,100	Verbal & Written Warnings Issued
1,709	Verbal & Written Warnings Issued by HSO
203	Seat belt citations
110	CPS citations

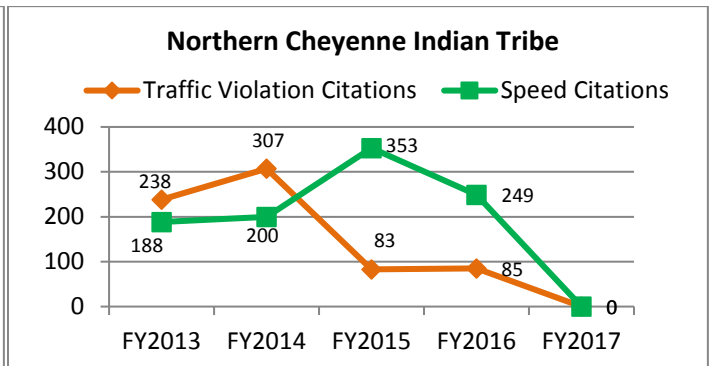
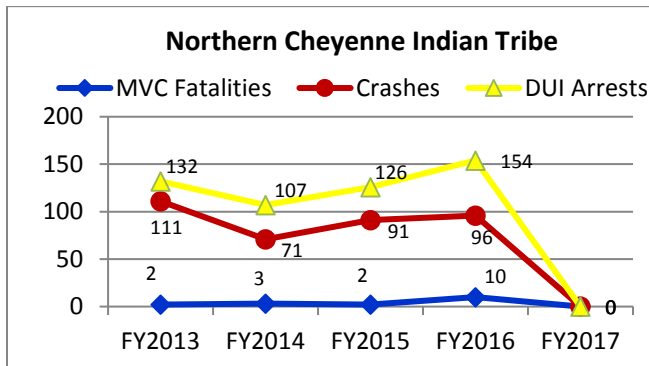
During FY17, the White Earth Nation program conducted:

0	Checkpoints
12	Saturation Patrols
4	Traffic safety presentations (community/school)

PT-17-07 - Northern Cheyenne Tribe (Montana)

Grant Award:	\$83,500.00	Amount Expended:	\$19,805.19
Project funded for:	One (1) Highway Safety Officer(s)	Law Enforcement:	Tribal
Safety Belt Law:	Primary (Law Passed)	Tribal BAC Law:	
Traffic Statistics Software:		Land Base:	695 Acres
Reservation Population:	2,900	Road Miles:	983

Tribe did not submit FY17 Annual Report



PERFORMANCE MEASURES/TARGETS:

- To reduce the number of motor vehicle related fatalities on the Northern Cheyenne Reservation by 50% from the FY2015 number of 2 to 1 by the end of FY2017.

Total number of motor vehicle crash fatalities (MVCF's) in FY17 (October 1, 2016 - September 30, 2017): 0

- To decrease motor vehicle related crashes by 16% from the FY2015 number of 91 to 77 by the end of FY2017.

Total number of motor vehicle crashes (MVC's) in FY17: 0

- To increase the number of speed citations issued by 10% from the FY2015 number of 353 to 388 by the end of FY2017.

Total number of speed citations by Police Department (PD) in 2017: 0 *By the HSO: 0*

- To increase the number of DUI arrests by 10% from the FY2015 number of 126 to 138 by the end of FY2017.

Total number of DUI arrests by the PD in FY17: 0 *By the HSO: 0*

SUMMARY:

2017 ACTIVITY REPORT:

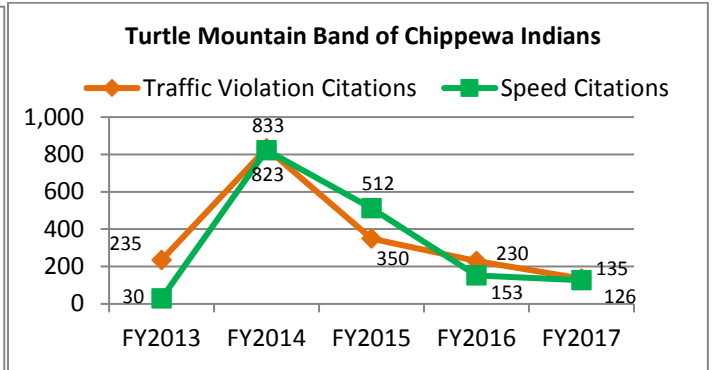
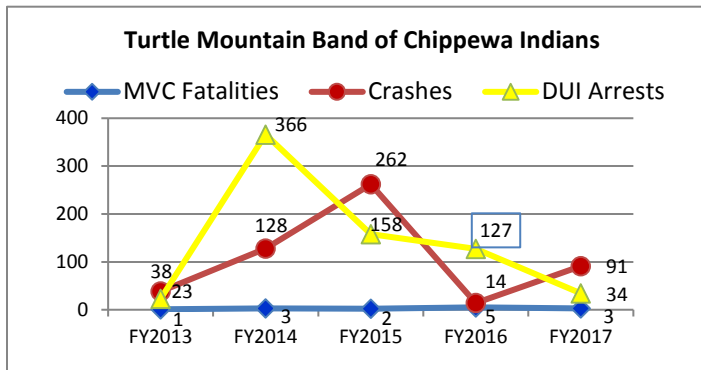
	Motor vehicle crash (MVC) fatalities
	Alcohol-related MVC fatalities
	Speed-related MVC fatalities
	MVC fatalities involving driver with BAC of 0.08+
	MVC fatalities with driver < age 20
	Unrestrained occupant MVC fatalities, all seat positions
	Motorcyclist fatalities
	Un-helmeted motorcyclist fatalities
	Pedestrian fatalities
	Motor vehicle crashes (MVC's)
	Injury related MVCs
	Alcohol-related MVCs
	Speed-related MVCs
	Traffic citations
	Traffic citations issued by HSO
	DUI citations
	DUI citations issued by HSO
	Speed citations
	Speed citations issued by HSO
	Verbal & Written Warnings Issued
	Verbal & Written Warnings Issued by HSO
	Seat belt citations
	CPS citations

During FY17, the Northern Cheyenne Tribe program conducted:

	Checkpoints
	Saturation Patrols
	Traffic safety presentations (community/school)

PT-17-08 - Turtle Mountain Band of Chippewa Indians (North Dakota)

Grant Award:	\$77,500.00	Amount Expended:	\$1,911.30
Project funded for:	One (1) Highway Safety Officer(s)	Law Enforcement:	Tribal
Safety Belt Law:	Primary (Law Passed August 2005)	Tribal BAC Law:	0.10
Traffic Statistics Software:	IMARS	Land Base:	72 Acres
Reservation Population:	16,500	Road Miles:	233



PERFORMANCE MEASURES/TARGETS:

- To reduce the number of motor vehicle related fatalities on the Turtle Mountain Reservation by 100% from the FY2015 number of 2 to 0 by the end of FY2017

Total number of motor vehicle crash fatalities (MVCF's) in FY17 (October 1, 2016 - September 30, 2017): 3

- To decrease motor vehicle related crashes by 10% from the FY2015 number of 171 to 153 by the end of FY2017.

Total number of motor vehicle crashes (MVC's) in FY17: 91

SUMMARY:

Due to a shortage in staffing the Turtle Mountain Band of Chippewa did not expend their grant funding for the year. The Tribe advertised the Highway Safety Officer position four times, there was no interest and targets were not achieved.

2017 ACTIVITY REPORT:

3	Motor vehicle crash (MVC) fatalities
2	Alcohol-related MVC fatalities
0	Speed-related MVC fatalities
0	MVC fatalities involving driver with BAC of 0.08+
0	MVC fatalities with driver < age 20
0	Unrestrained occupant MVC fatalities, all seat positions
0	Motorcyclist fatalities
0	Un-helmeted motorcyclist fatalities
4	Pedestrian fatalities
91	Motor vehicle crashes (MVC's)
14	Injury related MVCs
6	Alcohol-related MVCs
23	Speed-related MVCs
135	Traffic citations
0	Traffic citations issued by HSO
34	DUI citations
0	DUI citations issued by HSO
126	Speed citations
0	Speed citations issued by HSO
34	Verbal & Written Warnings Issued
0	Verbal & Written Warnings Issued by HSO
40	Seat belt citations
13	CPS citations

During FY17, the Turtle Mountain Band of Chippewa Indians program conducted:

0	Checkpoints
4	Saturation Patrols
0	Traffic safety presentations (community/school)

PT-17-09 - Jicarilla Apache Nation (New Mexico)

Grant Award: \$247,350.00

Amount Expended: \$201,603.76

Project funded for: Two (2) Highway Safety Officer(s)

Law Enforcement: Tribal

Safety Belt Law: Primary (Law Passed July 2009)

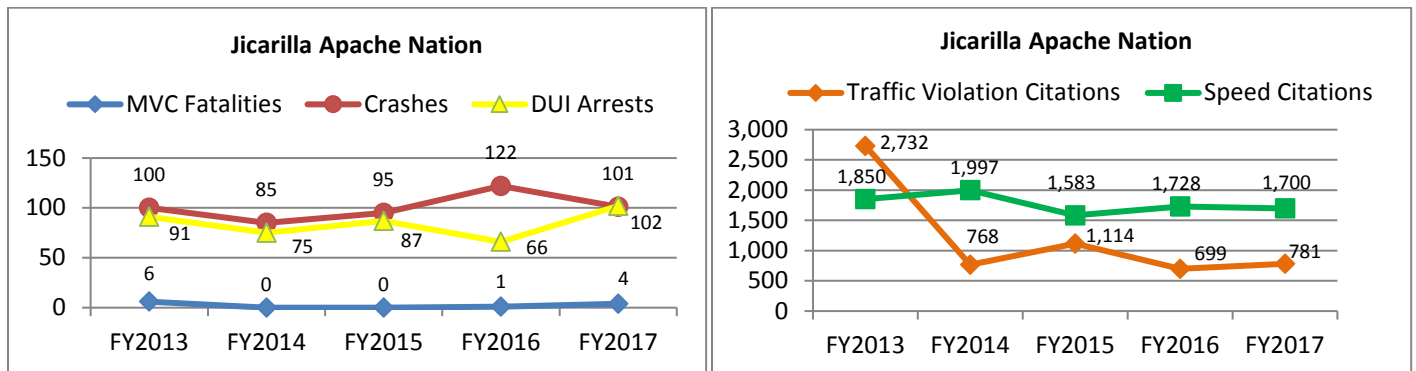
Tribal BAC Law: 0.08

Traffic Statistics Software: Capers

Land Base: 1,000,000 Acres

Reservation Population: 5,500

Road Miles: 7,683



PERFORMANCE MEASURES/TARGETS:

- To maintain of motor vehicle related fatalities on the Jicarilla Apache Reservation by 100% from the FY2015 number of 0 at the end of FY2017.

Total number of motor vehicle crash fatalities (MVCF's) in FY17 (October 1, 2016 - September 30, 2017): 4

- To decrease motor vehicle related crashes by 39% from the FY2015 number of 95 to 58 by the end of FY2017.

Total number of motor vehicle crashes (MVC's) in FY17: 101

- To increase the number of speed citations issued by 14% from the FY2015 number of 1,583 to 1,851 by the end of FY2017.

Total number of speed citations by Police Department (PD) in 2017: 1,700 By the HSO: 1,324

- To increase the number of DUI arrests by 13% from the FY2015 number of 87 to 100 by the end of FY2017.

Total number of DUI arrests by the PD in FY17: 102 By the HSO: 41

SUMMARY:

Jicarilla Apache Nation Police Department (JANPD) expended 82% of their grant budget. Targets were not achieved for motor vehicle related crashes due to the number of animal related crashes that occur regularly. Fender benders are considered MVC in our data base which does impact our MVC rate dramatically. Speed citation targets were not achieved. Highway Safety Officer's (HSO's) spent a lot of time completing paperwork and entering citations which occupied time in the office that could have been spent on the road.

2017 ACTIVITY REPORT:

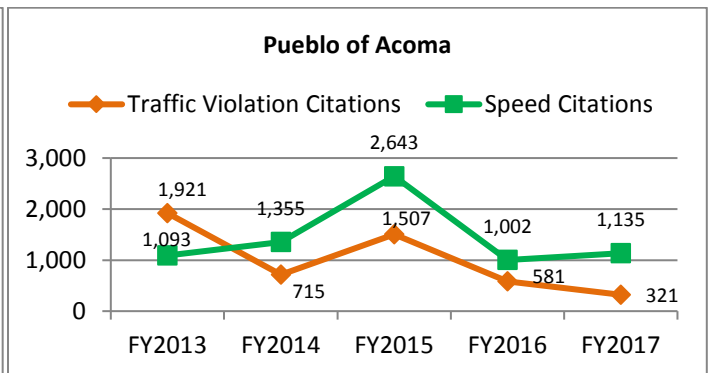
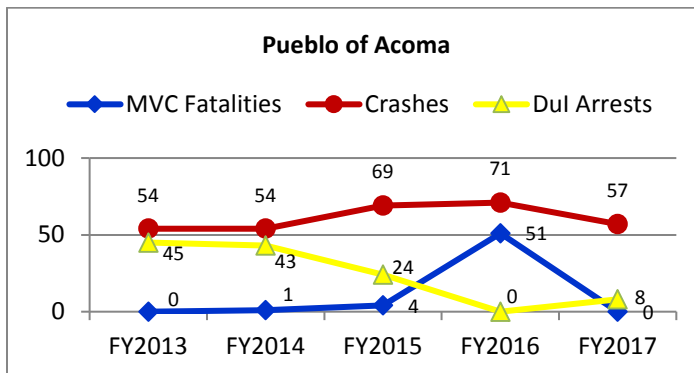
4	Motor vehicle crash (MVC) fatalities
3	Alcohol-related MVC fatalities
3	Speed-related MVC fatalities
0	MVC fatalities involving driver with BAC of 0.08+
0	MVC fatalities with driver < age 20
1	Unrestrained occupant MVC fatalities, all seat positions
0	Motorcyclist fatalities
0	Un-helmeted motorcyclist fatalities
0	Pedestrian fatalities
101	Motor vehicle crashes (MVC's)
18	Injury related MVCs
26	Alcohol-related MVCs
47	Speed-related MVCs
781	Traffic citations
526	Traffic citations issued by HSO
102	DUI citations
41	DUI citations issued by HSO
1,700	Speed citations
1,324	Speed citations issued by HSO
1,074	Verbal & Written Warnings Issued
0	Verbal & Written Warnings Issued by HSO
128	Seat belt citations
8	CPS citations

During FY17, the Jicarilla Apache Nation program conducted:

5	Checkpoints
18	Saturation Patrols
1	Traffic safety presentations (community/school)

PT-17-10 - Pueblo of Acoma (New Mexico)

Grant Award:	\$175,200.00	Amount Expended:	\$112,082.91
Project funded for:	Two (2) Highway Safety Officer(s)	Law Enforcement:	Tribal
Safety Belt Law:	Primary (Law Passed August 2016)	Tribal BAC Law:	0.08
Traffic Statistics Software:	Sleuth	Land Base:	1,094 Acres
Reservation Population:	5,181	Road Miles:	328



PERFORMANCE MEASURES/TARGETS:

- To reduce the number of motor vehicle related fatalities on the Acoma Reservation by 50% from the FY2015 number of 4 to 2 at the end of FY2017.

Total number of motor vehicle crash fatalities (MVCF's) in FY17 (October 1, 2016 - September 30, 2017): 0

- To decrease motor vehicle related crashes by 50% from the FY2015 number of 12 to 6 by the end of FY2017.

Total number of motor vehicle crashes (MVC's) in FY17: 57

- To decrease speed related fatalities by 33% from the FY2015 number of 3 to 2 by the end of FY2017.

Total number of speed fatalities in crashes in FY17: 0

- To increase the number of speed citations issued by 25% from the FY2015 number of 2,318 to 2,897 by the end of FY2017.

Total number of speed citations by Police Department (PD) in 2017: 1,135 By the HSO: 729

- To increase the number of traffic citations (excluding speed & DUI) by 10% from the FY2015 number of 1,960 to 2,156 by the end of FY2017.

Total number of traffic citations (excluding speed & DUI) by PD in 2017: 321 By the HSO: 237

SUMMARY:

The Acoma Tribal Police Department (ATPD) was short staffed by one Highway Safety Officer from March to September, so the funds were not fully expended. The ATPD was also short staffed during the 2017 grant year. With the officer shortages it was difficult to focus strictly on traffic with other calls for service requiring immediate attention.

The ATPD met its targets in reducing MVCF's and speed related fatalities, With the PD being short there was an impact on increased MVC's rising to 57 and difficulty issuing 2,897 speed citations and 2,156 traffic citations.

2017 ACTIVITY REPORT:

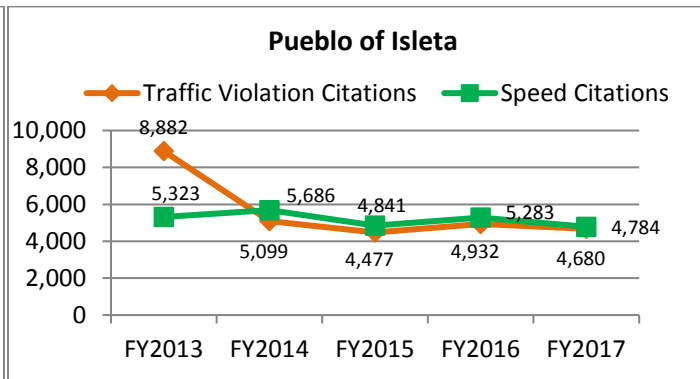
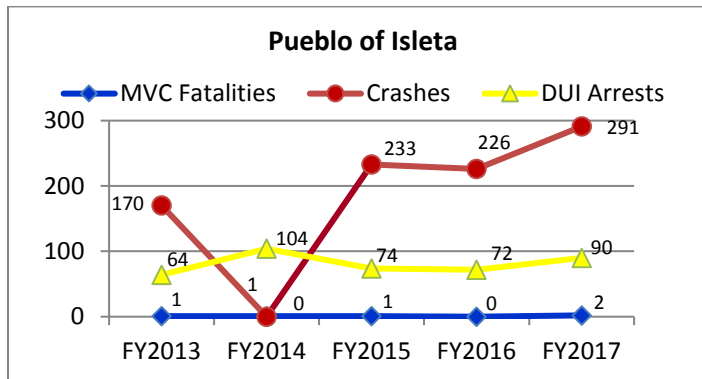
0	Motor vehicle crash (MVC) fatalities
0	Alcohol-related MVC fatalities
0	Speed-related MVC fatalities
0	MVC fatalities involving driver with BAC of 0.08+
0	MVC fatalities with driver < age 20
0	Unrestrained occupant MVC fatalities, all seat positions
0	Motorcyclist fatalities
0	Un-helmeted motorcyclist fatalities
0	Pedestrian fatalities
57	Motor vehicle crashes (MVC's)
2	Injury related MVCs
2	Alcohol-related MVCs
0	Speed-related MVCs
321	Traffic citations
237	Traffic citations issued by HSO
8	DUI citations
4	DUI citations issued by HSO
1,135	Speed citations
729	Speed citations issued by HSO
123	Verbal & Written Warnings Issued
116	Verbal & Written Warnings Issued by HSO
29	Seat belt citations
32	CPS citations

During FY17, the Pueblo of Acoma program conducted:

1	Checkpoints
3	Saturation Patrols
1	Traffic safety presentations (community/school)

PT-17-11 - Pueblo of Isleta (New Mexico)

Grant Award:	\$381,800.00	Amount Expended:	\$326,650.20
Project funded for:	Four (4) Highway Safety Officer(s) & One 1 Data Clerk	Law Enforcement:	Tribal
Safety Belt Law:	Primary (Law Passed September 1987)	Tribal BAC Law:	0.08
Traffic Statistics Software:	Tyler	Land Base:	330 Acres
Reservation Population:	4,861	Road Miles:	290



PERFORMANCE MEASURES/TARGETS:

- To decrease motor vehicle related fatalities on the Isleta Reservation by 100% from the FY2015 number of 1 to 0 by the end of FY2017.

Total number of motor vehicle crash fatalities (MVCF's) in FY17 (October 1, 2016 - September 30, 2017): 2

- To decrease motor vehicle related crashes by 15% from the FY2015 number of 223 to 191 by the end of FY2017.

Total number of motor vehicle crashes (MVC's) in FY17: 291

- To increase the number of speed citations issued by 5% from the FY2015 number of 4,841 to 5,063 by the end of FY2017.

Total number of speed citations by Police Department (PD) in 2017: 4,784 By the HSO: 4,533

- To increase the number of DUI arrests by 10% from the FY2015 number of 74 to 81 by the end of FY2017.

Total number of DUI arrests by the PD in FY17: 90 By the HSO: 28

SUMMARY:

Pueblo of Isleta Police Department (POIPD) expended approximately 79% of their grant budget which may have been attributed to not being able to hire a fourth Highway Safety Officer (HSO). The position was vacant for a year. The POIPD purchased three Digi-tickets units with grant funding.

The POIPD did not achieve their target to reduce MVCF's and MVC's or increase speed citations. They achieved their target in increasing DUI arrests by 90. The POIPD issued 4,680 traffic citations, 72 written/verbal warnings, 4,784 speed citations, 712 seatbelt and 18 child passenger seat citations. They also conducted 26 saturation patrols.

2017 ACTIVITY REPORT:

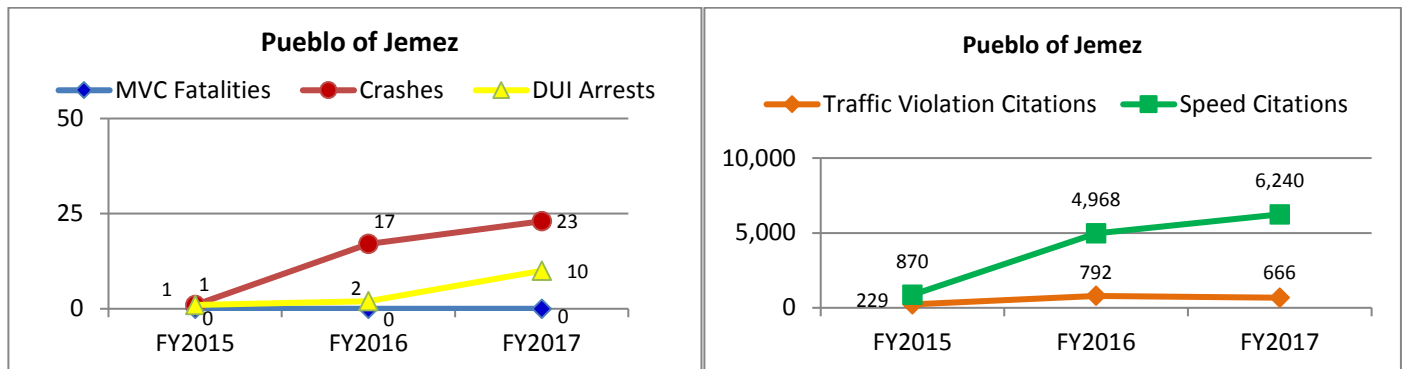
2	Motor vehicle crash (MVC) fatalities
0	Alcohol-related MVC fatalities
0	Speed-related MVC fatalities
0	MVC fatalities involving driver with BAC of 0.08+
0	MVC fatalities with driver < age 20
0	Unrestrained occupant MVC fatalities, all seat positions
0	Motorcyclist fatalities
0	Un-helmeted motorcyclist fatalities
0	Pedestrian fatalities
291	Motor vehicle crashes (MVC's)
55	Injury related MVCs
16	Alcohol-related MVCs
18	Speed-related MVCs
4,680	Traffic citations
4,509	Traffic citations issued by HSO
90	DUI citations
28	DUI citations issued by HSO
4,784	Speed citations
4,533	Speed citations issued by HSO
72	Verbal & Written Warnings Issued
28	Verbal & Written Warnings Issued by HSO
712	Seat belt citations
18	CPS citations

During FY17, the Pueblo of Isleta program conducted:

0	Checkpoints
26	Saturation Patrols
1	Traffic safety presentations (community/school)

PT-17-12 - Pueblo of Jemez (New Mexico)

Grant Award:	\$168,100.00	Amount Expended:	\$290,316.83
Project funded for:	One (1) Highway Safety Officer(s)	Law Enforcement:	Tribal
Safety Belt Law:	Primary (Law Passed August 2009)	Tribal BAC Law:	0.08
Traffic Statistics Software:	PTS	Land Base:	139,062 Acres
Reservation Population:	3,699	Road Miles:	94



PERFORMANCE MEASURES/TARGETS:

- To maintain the number of motor vehicle related fatalities on the Jemez Reservation from the FY2015 number of 0 by the end of FY2017.

Total number of motor vehicle crash fatalities (MVCF's) in FY17 (October 1, 2016 - September 30, 2017): 0

- To decrease motor vehicle related crashes by 10% from the FY2015 number of 10 to 8 by the end of FY2017.

Total number of motor vehicle crashes (MVC's) in FY17: 23

- To increase the number of speed citations issued by 20% from the FY2015 number of 4,547 to 5,147 by the end of FY2017.

Total number of speed citations by Police Department (PD) in 2017: 6,240 By the HSO: 1,854

- To increase the number of DUI arrests by 30% from the FY2015 number of 10 to 13 by the end of FY2017.

Total number of DUI arrests by the PD in FY17: 10 By the HSO: 0

SUMMARY:

Pueblo of Jemez Tribal Police Department (PJTP) expended approximately 91% of their grant budget overall. They requested additional funding to purchase one police unit for their Highway Safety Officer (HSO) and an e-citation system.

The PJTP did not achieve their target for MVC's this was due to the high level of traffic volume during feast days in November and August which resulted in minor traffic crashes. The DWI/OWI arrests target was also not achieved but this could be to non-arrest able DWI related offenses. The PD issued 666 traffic citations, 286 traffic written/verbal warnings, and issued 6,240 speed citations along with 102 seatbelt citations. They conducted four saturation patrols and 2 traffic safety presentations school/community.

2017 ACTIVITY REPORT:

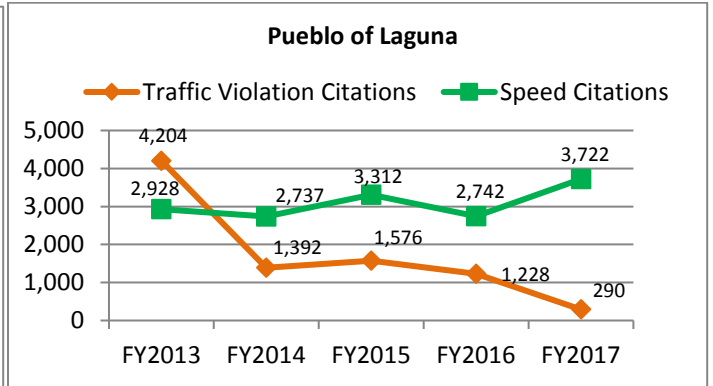
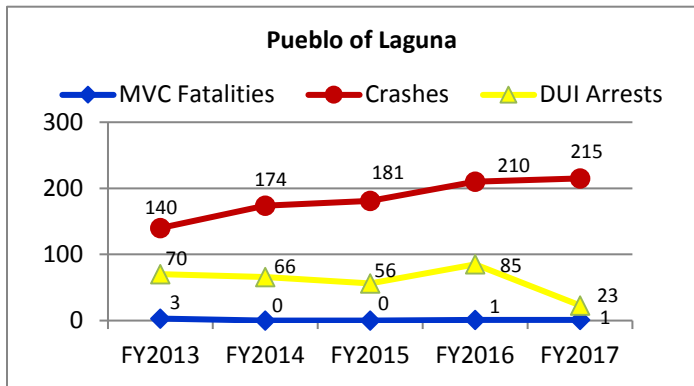
0	Motor vehicle crash (MVC) fatalities
0	Alcohol-related MVC fatalities
0	Speed-related MVC fatalities
0	MVC fatalities involving driver with BAC of 0.08+
0	MVC fatalities with driver < age 20
0	Unrestrained occupant MVC fatalities, all seat positions
0	Motorcyclist fatalities
0	Un-helmeted motorcyclist fatalities
0	Pedestrian fatalities
23	Motor vehicle crashes (MVC's)
2	Injury related MVCs
0	Alcohol-related MVCs
0	Speed-related MVCs
666	Traffic citations
52	Traffic citations issued by HSO
10	DUI citations
0	DUI citations issued by HSO
6,240	Speed citations
1,854	Speed citations issued by HSO
286	Verbal & Written Warnings Issued
110	Verbal & Written Warnings Issued by HSO
102	Seat belt citations
10	CPS citations

During FY17, the Pueblo of Jemez program conducted:

0	Checkpoints
4	Saturation Patrols
2	Traffic safety presentations (community/school)

PT-17-13 - Pueblo of Laguna (New Mexico)

Grant Award:	\$264,500.00	Amount Expended:	\$325,319.77
Project funded for:	Two (2) Highway Safety Officer(s)	Law Enforcement:	Tribal
Safety Belt Law:	Primary (Law Passed January 2006)	Tribal BAC Law:	0.08
Traffic Statistics Software:	Sleuth	Land Base:	875 Acres
Reservation Population:	4,196	Road Miles:	394



PERFORMANCE MEASURES/TARGETS:

- To maintain of motor vehicle related fatalities on the Laguna Reservation by 100% from the FY2015 number of 0 at the end of FY2017.

Total number of motor vehicle crash fatalities (MVCF's) in FY17 (October 1, 2016 - September 30, 2017): 1

- To decrease motor vehicle related crashes by 10% from the FY2015 number of 181 to 163 by the end of FY2017.

Total number of motor vehicle crashes (MVC's) in FY17: 215

- To increase the number of speed citations issued by 9% from the FY2015 number of 3,312 to 3,643 by the end of FY2017.

Total number of speed citations by Police Department (PD) in 2017: 3,722 By the HSO: 1,383

- To increase the number of DUI arrests by 10% from the FY2015 number of 56 to 62 by the end of FY2017.

Total number of DUI arrests in FY17: 86 By the HSO: 23

SUMMARY:

The Pueblo of Laguna expended approximately 84% of the FY 17 grant funds awarded. The POL did not achieve their target of maintaining zero MVCF's due to a distracted driver who was reaching for a cell phone and dropped it on the floor. The fatality that resulted was a passenger. They also did not achieve their target to reduce MVC's due to 215 crashes occurring on the reservation roadways and Interstate 40. POL did achieve and exceeded the target to increase DUI/OWI Arrests and issue speed citations. The PD issued 855 traffic citations, 569 verbal/written traffic warnings, 3,722 speed citations, issued 23 seatbelt citations and 32 child passenger safety seat citation's. The POL also conducted 60 saturation patrols, and five traffic safety presentations for schools/communities along with two HSO's participating in CPS clinics. The two HSO's are also CPS Certified. The POL also requested additional grant funding

to purchase and up fit two police units for their HSO's to assist in enforcing traffic and safety.

2017 ACTIVITY REPORT:

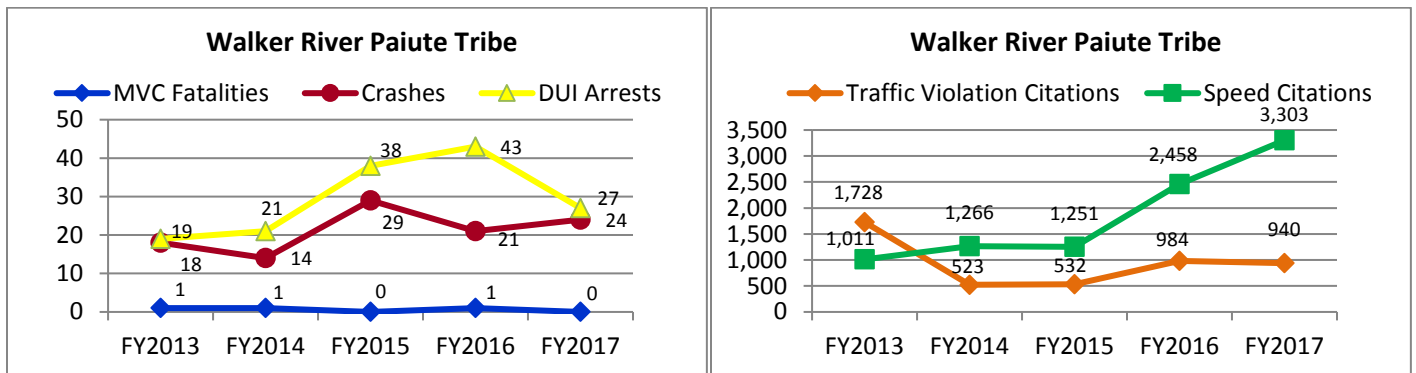
1	Motor vehicle crash (MVC) fatalities
0	Alcohol-related MVC fatalities
1	Speed-related MVC fatalities
0	MVC fatalities involving driver with BAC of 0.08+
0	MVC fatalities with driver < age 20
0	Unrestrained occupant MVC fatalities, all seat positions
0	Motorcyclist fatalities
0	Un-helmeted motorcyclist fatalities
0	Pedestrian fatalities
215	Motor vehicle crashes (MVC's)
28	Injury related MVCs
17	Alcohol-related MVCs
36	Speed-related MVCs
855	Traffic citations
290	Traffic citations issued by HSO
86	DUI citations
23	DUI citations issued by HSO
3,722	Speed citations
1,383	Speed citations issued by HSO
569	Verbal & Written Warnings Issued
330	Verbal & Written Warnings Issued by HSO
23	Seat belt citations
43	CPS citations

During FY17, the Pueblo of Laguna program conducted:

0	Checkpoints
60	Saturation Patrols
5	Traffic safety presentations (community/school)

PT-17-14 - Walker River Paiute Tribe (Nevada)

Grant Award:	\$135,000.00	Amount Expended:	\$248,837.13
Project funded for:	One (1) Highway Safety Officer(s)	Law Enforcement:	Tribal
Safety Belt Law:	Secondary (Law Passed 2006)	Tribal BAC Law:	0.08
Traffic Statistics Software:	Brazos and RIMS	Land Base:	592 Acres
Reservation Population:	1,200	Road Miles:	174



PERFORMANCE MEASURES/TARGETS:

- To maintain motor vehicle related fatalities on the Walker River Reservation at the FY2015 number of 0 by the end of FY2017.

Total number of motor vehicle crash fatalities (MVCF's) in FY17 (October 1, 2016 - September 30, 2017): 0

- To decrease motor vehicle related crashes by 10% from the FY2015 number of 29 to 26 by the end of FY2017.

Total number of motor vehicle crashes (MVC's) in FY17: 24

- To increase the number of speed citations issued by 18% from the FY2015 number of 1,251 to 1,523 by the end of FY2017.

Total number of speed citations by Police Department (PD) in 2017: 3,303 By the HSO: 1,497

SUMMARY:

Walker River Paiute Tribal Police Department (WRPTPD) expended 100% of their grant award and requested additional funding to purchase and up-fit 2 police units. WRPTPD achieved their targets in FY 17. They were awarded two HSO's and the second HSO was hired mid-year. PD has been very aggressive in enforcing traffic laws and promoting safety on their reservation by issuing 3,303 speed citations, 940 traffic citations, 1,629 verbal/written warnings, 30 seat belt citations and 27 DUI arrests. They also conducted 12 saturation patrols. Promoting traffic safety and enforcement was made possible with Indian Highway Safety grant funding.

2017 ACTIVITY REPORT:

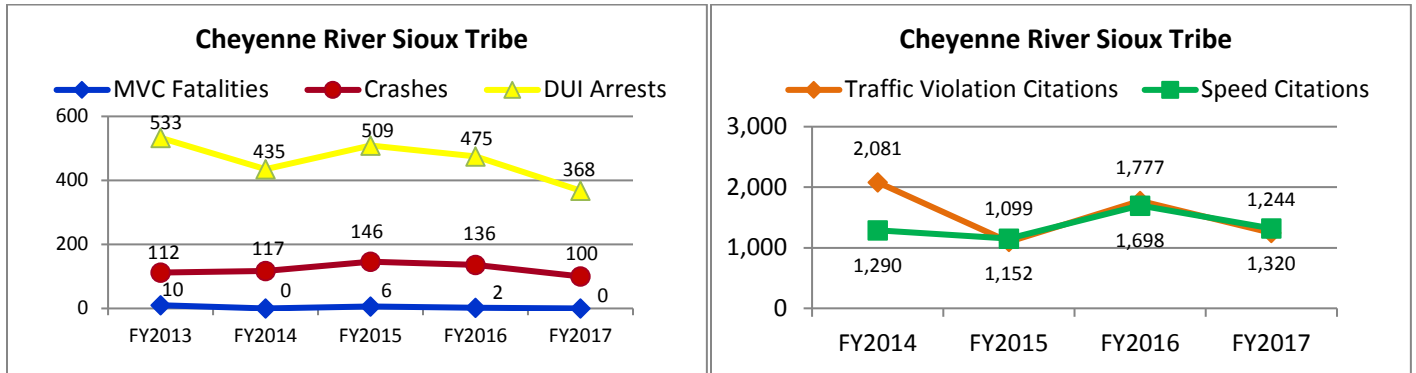
0	Motor vehicle crash (MVC) fatalities
0	Alcohol-related MVC fatalities
0	Speed-related MVC fatalities
0	MVC fatalities involving driver with BAC of 0.08+
0	MVC fatalities with driver < age 20
0	Unrestrained occupant MVC fatalities, all seat positions
0	Motorcyclist fatalities
0	Un-helmeted motorcyclist fatalities
0	Pedestrian fatalities
24	Motor vehicle crashes (MVC's)
2	Injury related MVCs
2	Alcohol-related MVCs
3	Speed-related MVCs
940	Traffic citations
478	Traffic citations issued by HSO
27	DUI citations
20	DUI citations issued by HSO
3,303	Speed citations
1,497	Speed citations issued by HSO
1,629	Verbal & Written Warnings Issued
1,556	Verbal & Written Warnings Issued by HSO
30	Seat belt citations
5	CPS citations

During FY17, the Walker River Paiute Tribe program conducted:

0	Checkpoints
12	Saturation Patrols
1	Traffic safety presentations (community/school)

PT-17-15 - Cheyenne River Sioux Tribe (South Dakota)

Grant Award:	\$339,700.00	Amount Expended:	\$226,200.53
Project funded for:	Two (2) Highway Safety Officer(s) & One 1 Data Clerk	Law Enforcement:	Tribal
Safety Belt Law:	Secondary (Law Passed 1978)	Tribal BAC Law:	0.10
Traffic Statistics Software:	E-force & Excel	Land Base:	5,400 Acres
Reservation Population:	9,500	Road Miles:	4500



PERFORMANCE MEASURES/TARGETS:

- To reduce the number of motor vehicle related fatalities on the Cheyenne River Sioux Reservation by 33% from the FY2015 number 6 to 2 by the end of FY2017.
Total number of motor vehicle crash fatalities (MVCF's) in FY17 (October 1, 2016 - September 30, 2017): 0
- To decrease motor vehicle related crashes by 10% from the FY2015 number of 146 to 131 by the end of FY2017.
Total number of motor vehicle crashes (MVC's) in FY17: 100
- To increase the number of DUI arrests by 10% from the FY2015 number of 509 to 559 by the end of FY2017.
Total number of DUI arrests by the Police Department (PD) in FY17: 368 By the HSO: 113
- To increase the number of traffic citations (excluding speed and DUI) by 10% from the FY2015 number of 1,099 to 1,209 by the end of FY2017.
Total number of traffic citations (excluding speed and DUI) by PD in 2017: 1,244 By the HSO: 601

SUMMARY:

Due to difficulty retaining and hiring a second Highway Safety Officer (HSO); the Cheyenne River Sioux Tribal Police Department (CRSTPD) did not fully expend grant funding in 2017. The position was advertised several times throughout the grant year.

The CRSTPD did not meet their target in increasing DUI arrests this was attributed to continued proactive patrolling and high visibility enforcement. They did achieve their targets in decreasing MVCF's and MVC's. Although the PD was low in tribal officer manpower they managed to achieve their traffic citation target issuing 1,244 and 967 verbal/written warnings along with issuing 1,320 speed citations. The PD also conducted 26 checkpoints and saturation

patrols. Positive results were achieved which demonstrates traffic enforcement is needed on the reservation to protect tribal members and motorists from the dangers of drunk driving, speeding and other violations.

2017 ACTIVITY REPORT:

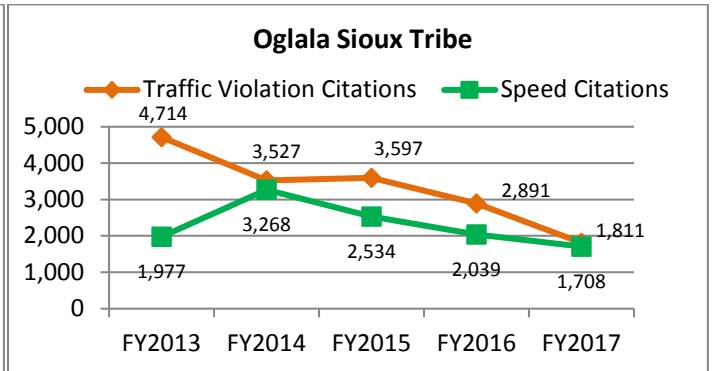
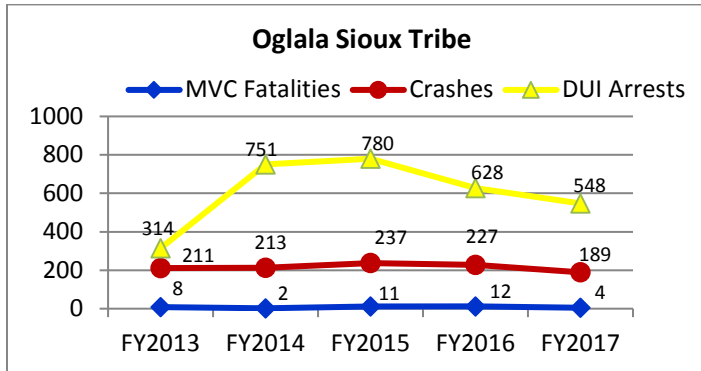
0	Motor vehicle crash (MVC) fatalities
0	Alcohol-related MVC fatalities
0	Speed-related MVC fatalities
0	MVC fatalities involving driver with BAC of 0.08+
0	MVC fatalities with driver < age 20
0	Unrestrained occupant MVC fatalities, all seat positions
0	Motorcyclist fatalities
0	Un-helmeted motorcyclist fatalities
0	Pedestrian fatalities
100	Motor vehicle crashes (MVC's)
16	Injury related MVCs
25	Alcohol-related MVCs
6	Speed-related MVCs
1,244	Traffic citations
601	Traffic citations issued by HSO
368	DUI citations
113	DUI citations issued by HSO
1,320	Speed citations
1,129	Speed citations issued by HSO
967	Verbal & Written Warnings Issued
605	Verbal & Written Warnings Issued by HSO
10	Seat belt citations
62	CPS citations

During FY17, the Cheyenne River Sioux Tribe program conducted:

26	Checkpoints
26	Saturation Patrols
4	Traffic safety presentations (community/school)

PT-17-16 - Oglala Sioux Tribe (South Dakota)

Grant Award:	\$590,075.00	Amount Expended:	\$534,531.36
Project funded for:	Four (4) Highway Safety Officer(s) & One 1 Data Clerk	Law Enforcement:	Tribal
Safety Belt Law:	Primary (Law Passed April 1997)	Tribal BAC Law:	0.08
Traffic Statistics Software:	Excel, Global, TRACs	Land Base:	4,844 Acres
Reservation Population:	35,000	Road Miles:	1900



PERFORMANCE MEASURES/TARGETS:

- To reduce the number of motor vehicle related fatalities on the Oglala Sioux Reservation by 10% from the FY2015 number of 18 to 16 by the end of FY2017.

Total number of motor vehicle crash fatalities (MVCF's) in FY17 (October 1, 2016 - September 30, 2017): 4

- To decrease motor vehicle related crashes by 21% from the FY2015 number of 251 to 199 by the end of FY2017.

Total number of motor vehicle crashes (MVC's) in FY17: 189

- To reduce the number of unrestrained passenger vehicle occupant fatalities (all seat positions) on the Oglala Sioux Reservation by 10% from the FY2015 number of 18 to 16 by the end of FY2017.

Total number of unrestrained passenger vehicle occupant fatalities (all seat positions) in FY17: 14

SUMMARY:

Oglala Sioux Tribal Police Department did not expend their entire grant awarded budget due to and HSO vacancy for period of time. The HSO's were also sent to non-traffic related calls, due to a shortage of officers on the reservation, to assist with murder cases. There was also an officer involved shooting which resulted in administrative leave during the investigation, this was in according with tribal policy. Due to these uncontrollable events the OSTPD was able accomplish their targets in reducing MVCF's, MVC's, and unrestrained passenger vehicle occupant fatalities (all seat positions).

During the grant year OSTPD HSO's were trained in crash reconstruction and purchased the Total Station, Vericom VC4000 PC with software to aid in motor vehicle crash reconstruction, this was achieved by utilizing Indian Highway Safety grant funding. They also collaborated with the South Dakota State Highway Safety office to receive training in various aspects of crash reconstruction and utilizing the equipment purchased. The HSO's provided 6 presentations to

schools/community along with conducting 266 saturation patrols, 5 check points. With the assistance of grant funding from the Indian Highway Safety Program the OSTPD has been enforcing traffic laws and safety on the reservation.

2017 ACTIVITY REPORT:

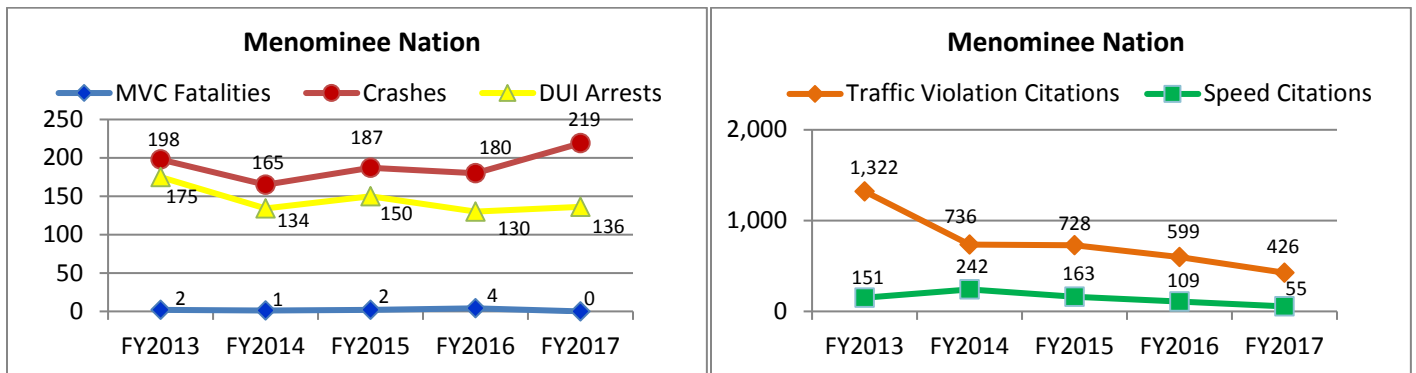
4	Motor vehicle crash (MVC) fatalities
1	Alcohol-related MVC fatalities
2	Speed-related MVC fatalities
1	MVC fatalities involving driver with BAC of 0.08+
1	MVC fatalities with driver < age 20
14	Unrestrained occupant MVC fatalities, all seat positions
0	Motorcyclist fatalities
0	Un-helmeted motorcyclist fatalities
1	Pedestrian fatalities
189	Motor vehicle crashes (MVC's)
31	Injury related MVCs
24	Alcohol-related MVCs
1	Speed-related MVCs
1,811	Traffic citations
1,284	Traffic citations issued by HSO
548	DUI citations
114	DUI citations issued by HSO
1,708	Speed citations
1,404	Speed citations issued by HSO
2,337	Verbal & Written Warnings Issued
1,952	Verbal & Written Warnings Issued by HSO
1,218	Seat belt citations
235	CPS citations

During FY17, the Oglala Sioux Tribe program conducted:

5	Checkpoints
226	Saturation Patrols
6	Traffic safety presentations (community/school)

PT-17-17 - Menominee Indian Tribe of Wisconsin (Wisconsin)

Grant Award:	\$81,000.00	Amount Expended:	\$77,842.89
Project funded for:	One (1) Highway Safety Officer(s)	Law Enforcement:	Tribal
Safety Belt Law:	Primary (Law Passed July 2002)	Tribal BAC Law:	0.08
Traffic Statistics Software:	CISCO	Land Base:	358 Acres
Reservation Population:	4,337	Road Miles:	650



PERFORMANCE MEASURES/TARGETS:

- To maintain motor vehicle related fatalities on the Menominee Reservation at FY2015 number of 2 by the end of FY2017.

Total number of motor vehicle crash fatalities (MVCF's) in FY17 (October 1, 2016 - September 30, 2017): 0

- To decrease motor vehicle related crashes by 10% from the FY2015 number of 181 to 159 by the end FY2017.

Total number of motor vehicle crashes (MVC's) in FY17: 219

- To increase the number of DUI arrests by 10% from the FY2015 number of 150 to 165 by the end of FY2017.

Total number of DUI arrests in FY17: 136

By the HSO: 23

SUMMARY:

The Menominee Indian Tribe of Wisconsin Tribal Police Department (MITWTPD) experienced several personnel changes in the course of the fiscal year and the wages were set lower than anticipated. Along with overtime officers being available to assist and support three mobilizations was also low; therefore, grant funds were not fully expended.

MITWTPD achieved their target to decrease MVCF's but did not achieve the target to decrease MVC's. They ended the grant year with 219 MVC's. The MITWTPD experienced a very snow filled winter and had a substantial number of cars in ditches and that sort of relatively minor, but still reportable, crash activity. They also did not achieve their target to increase DUI arrests but arrested 136 drivers. Our performance with respect to OWI/DUI arrests was only about 82% of the anticipated enforcement level. The PD operated for most of the year at about a 25% staffing shortage which contributed to the low OWI/DUI enforcement. It is difficult to conduct proactive patrol and seek out these types of offences when your staff is in reactive mode to call volume. Officers conducted over 1,500 traffic stops that resulted in 426 citations, 136 OWI/DUI violation, and 55 speeding citations. There were 913 verbal or written warnings for such

offences as inoperable lighting or relatively minor vehicle defects. Officers frequently conduct stops for the relatively minor vehicle violations and find driver's license or other violations. There were a couple of substantial drug seizures as a result of traffic stops for defective lamps or for failure to signal turns. While the 913 warnings seem excessive, it is indicative of proactive traffic patrol activities.

2017 ACTIVITY REPORT:

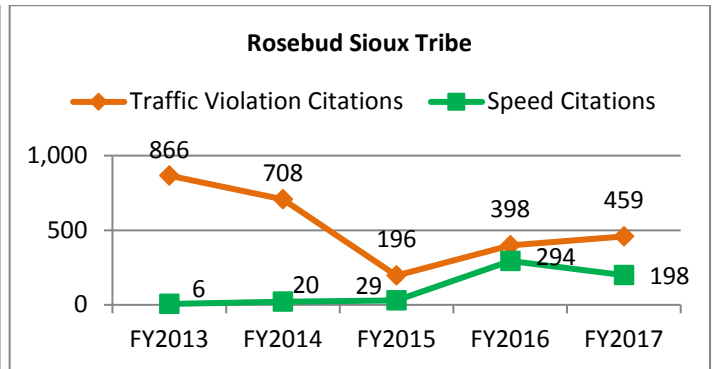
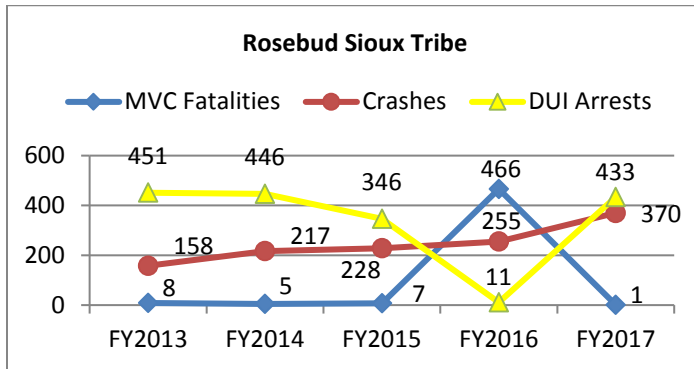
0	Motor vehicle crash (MVC) fatalities
0	Alcohol-related MVC fatalities
0	Speed-related MVC fatalities
0	MVC fatalities involving driver with BAC of 0.08+
0	MVC fatalities with driver < age 20
0	Unrestrained occupant MVC fatalities, all seat positions
0	Motorcyclist fatalities
0	Un-helmeted motorcyclist fatalities
0	Pedestrian fatalities
219	Motor vehicle crashes (MVC's)
18	Injury related MVCs
24	Alcohol-related MVCs
4	Speed-related MVCs
426	Traffic citations
140	Traffic citations issued by HSO
136	DUI citations
23	DUI citations issued by HSO
55	Speed citations
30	Speed citations issued by HSO
913	Verbal & Written Warnings Issued
203	Verbal & Written Warnings Issued by HSO
6	Seat belt citations
6	CPS citations

During FY17, the Menominee Program conducted:

2	Checkpoints
21	Saturation Patrols
1	Traffic safety presentations (community/school)

PT-17-18 - Rosebud Sioux Tribe (South Dakota)

Grant Award:	\$174,660.00	Amount Expended:	\$84,723.35
Project funded for:	One (1) Highway Safety Officer(s)	Law Enforcement:	Tribal
Safety Belt Law:	Primary (Law Passed 2009)	Tribal BAC Law:	0.10
Traffic Statistics Software:	Global Records	Land Base:	960,000 Acres
Reservation Population:	33,000	Road Miles:	925



PERFORMANCE MEASURES/TARGETS:

- To reduce the number of motor vehicle related fatalities by 85% on the Rosebud Sioux reservation from the FY2015 number 7 of to 1 in 2017

Total number of motor vehicle crash fatalities (MVCF's) in FY17 (October 1, 2016 - September 30, 2017): 1

- To reduce the number of motor vehicle crashes (MVC's) by 60% from the FY2015 number of 228 to 91 in FY2017.

Total number of motor vehicle crashes (MVC's) in FY17: 370

- To increase the number of DUI arrests by 25 % from the FY2015 number 346 to 432 by the end of FY2017.

Total number of DUI arrests by the PD in FY17: 433

By the HSO: 43

SUMMARY:

Rosebud Sioux Tribal Police Department (RSTPD) did not fully expend grant funding in 2017. They attribute this to not purchasing equipment awarded under the grant.

The RSTPD achieved the target to reduce MVCF's but did not achieve the target to reduce MVCs. They ended the year with an increase of 370 MVC's. They also met their target to increase DUI arrests with 433. The RSTPD issued 459 traffic citations and 3,000 written and verbal warnings with 198 speed citations.

2017 ACTIVITY REPORT:

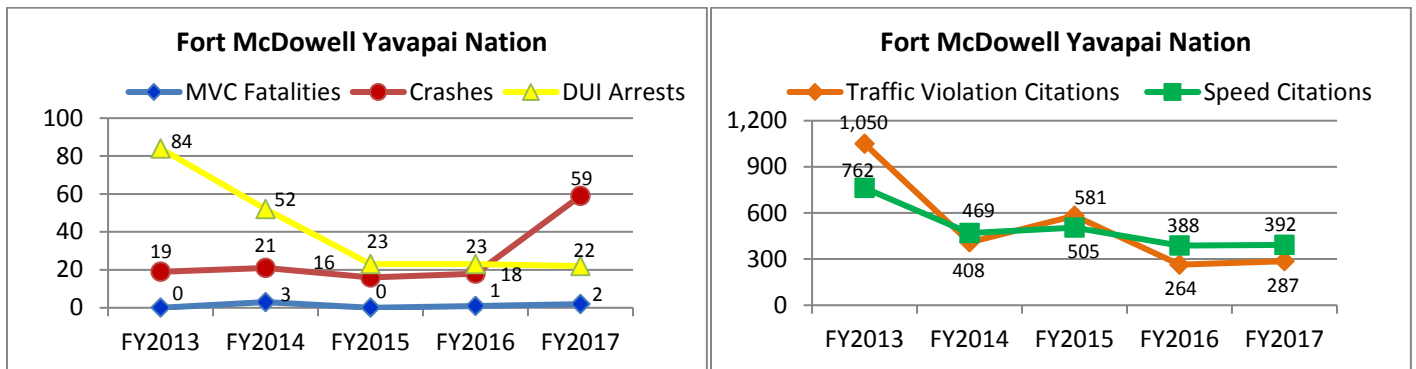
1	Motor vehicle crash (MVC) fatalities
1	Alcohol-related MVC fatalities
0	Speed-related MVC fatalities
1	MVC fatalities involving driver with BAC of 0.08+
0	MVC fatalities with driver < age 20
1	Unrestrained occupant MVC fatalities, all seat positions
0	Motorcyclist fatalities
0	Un-helmeted motorcyclist fatalities
0	Pedestrian fatalities
370	Motor vehicle crashes (MVC's)
81	Injury related MVCs
40	Alcohol-related MVCs
14	Speed-related MVCs
459	Traffic citations
117	Traffic citations issued by HSO
433	DUI citations
43	DUI citations issued by HSO
198	Speed citations
78	Speed citations issued by HSO
3,000	Verbal & Written Warnings Issued
318	Verbal & Written Warnings Issued by HSO
79	Seat belt citations
49	CPS citations

During FY17, the Rosebud Sioux Tribe program conducted:

3	Checkpoints
6	Saturation Patrols
4	Traffic safety presentations (community/school)

PT-17-19-01 - Fort McDowell Yavapai Nation (Arizona)

Grant Award:	\$174,300.00	Amount Expended:	\$151,048.12
Project funded for:	Overtime Grant	Law Enforcement:	Tribal
Safety Belt Law:	Primary (Law Passed June 1997)	Tribal BAC Law:	0.08
Traffic Statistics Software:	Sleuth	Land Base:	40 Acres
Reservation Population:	2,500	Road Miles:	39



PERFORMANCE MEASURES/TARGETS:

- To maintain motor vehicle related fatalities on the Fort McDowell Reservation at the FY2015 number of 0 by the end of FY2017.

Total number of motor vehicle crash fatalities (MVCF's) in FY17 (October 1, 2016 - September 30, 2017): 2

- To decrease motor vehicle related crashes by 30% from the FY2015 number of 37 to 26 by the end of FY2017.

Total number of motor vehicle crashes (MVC's) in FY17: 59

- To increase the number of speed citations issued by 25% from the FY2015 number of 497 to 621 by the end of FY2017.

Total number of speed citations by Police Department (PD) in 2017: 392

- To increase the number of DUI arrests by 30% from the FY2015 number of 28 to 36 by the end of FY2017.

Total number of DUI arrests by the PD in FY17: 22

SUMMARY:

The Fort McDowell Yavapai Nation Police Department (FMYNPD) did not fully expend grant funding awarded in 2017. They attribute this to not purchasing equipment awarded in the grant year. Unfortunately, The FMYNPD did not achieve any of their targeted goals. On the boundary of the reservation there was a multiple car accident that resulted in two non-Native deaths. No impairment was determined to be at fault, just the setting of the sun in the suspect's eyes at the time of the fatal crash. MVC's increased over the number reported the previous year. This is in part to better record keeping and not turning over non-Native crashes to the Arizona Department of Public Safety for disposition. DUI arrests did not increase as well as speed citations this may be attributed to conducting more mobilizations searching for impaired and distracted drivers and high visibility enforcement.

2017 ACTIVITY REPORT:

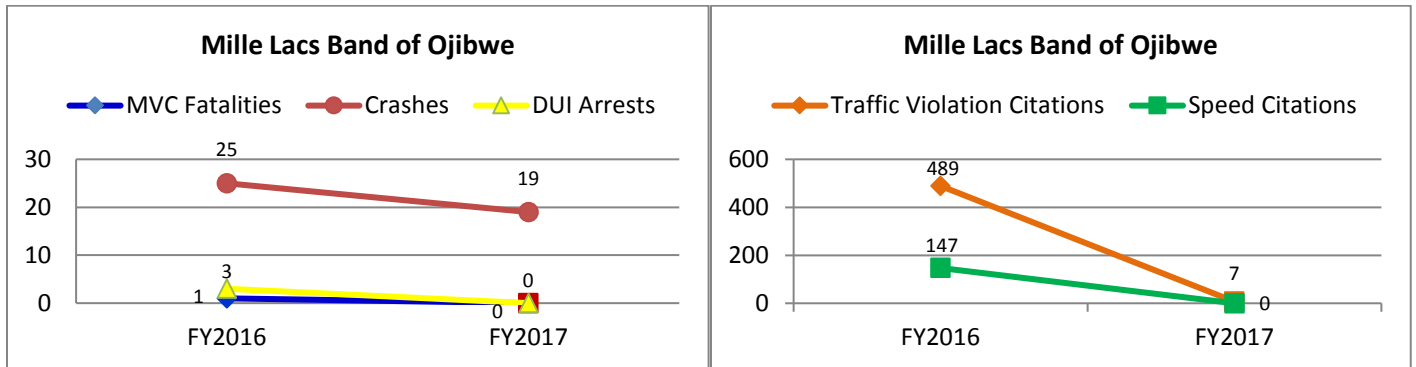
2	Motor vehicle crash (MVC) fatalities
0	Alcohol-related MVC fatalities
0	Speed-related MVC fatalities
0	MVC fatalities involving driver with BAC of 0.08+
0	MVC fatalities with driver < age 20
0	Unrestrained occupant MVC fatalities, all seat positions
0	Motorcyclist fatalities
0	Un-helmeted motorcyclist fatalities
0	Pedestrian fatalities
59	Motor vehicle crashes (MVC's)
10	Injury related MVCs
2	Alcohol-related MVCs
12	Speed-related MVCs
287	Traffic citations
	Traffic citations issued by HSO
22	DUI citations
	DUI citations issued by HSO
392	Speed citations
	Speed citations issued by HSO
518	Verbal & Written Warnings Issued
	Verbal & Written Warnings Issued by HSO
19	Seat belt citations
4	CPS citations

During FY17, the Fort McDowell Yavapai Nation program conducted:

1	Checkpoints
60	Saturation Patrols
1	Traffic safety presentations (community/school)

PT-17-19-02 - Mille Lacs Band of Ojibwe (Minnesota)

Grant Award:	\$32,200.00	Amount Expended:	\$3,624.95
Project funded for:	Overtime Grant	Law Enforcement:	Tribal
Safety Belt Law:	Secondary (Law Passed)	Tribal BAC Law:	
Traffic Statistics Software:		Land Base:	475 Acres
Reservation Population:	4,555	Road Miles:	475



PERFORMANCE MEASURES/TARGETS:

- To maintain the number of motor vehicle related fatalities on the Mille Lacs Reservation at the FY2015 number of 0 by the end of FY2017.
Total number of motor vehicle crash fatalities (MVCF's) in FY17 (October 1, 2016 - September 30, 2017): 0
- To maintain motor vehicle related crashes at the FY2015 number of 0 by the end of FY2017.
Total number of motor vehicle crashes (MVC's) in FY17: 19
- To increase the number of speed citations issued by 40% from the FY2015 number of 101 to 141 by the end of FY2017.
Total number of speed citations by Police Department (PD) in 2017: 0

SUMMARY:

There was a jurisdictional conflict with Mille Lacs County which limited the Mille Lacs Band of Ojibwe Tribal Police Department the ability to fully enforce state laws as they were previously able to. This impacted expending grant funding and reaching targets.

2017 ACTIVITY REPORT:

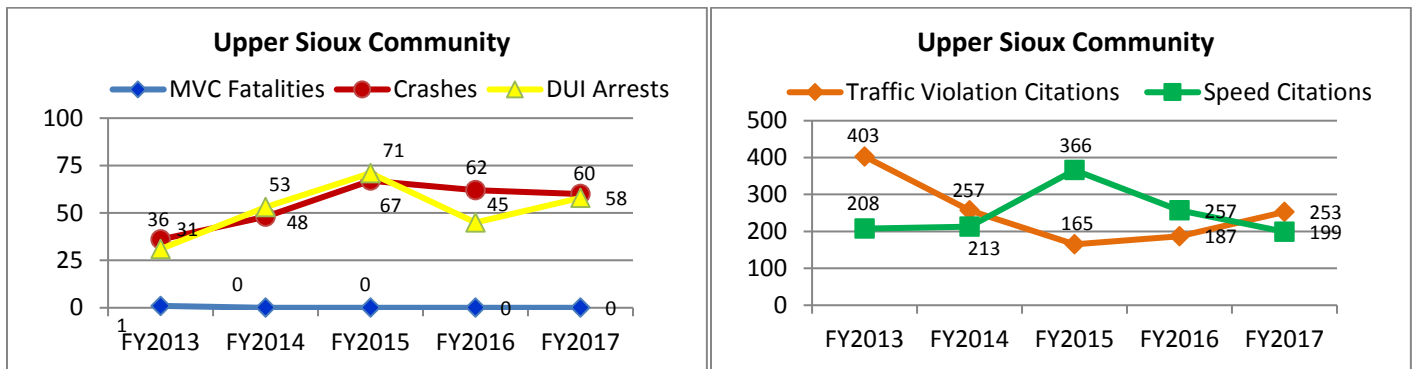
0	Motor vehicle crash (MVC) fatalities
0	Alcohol-related MVC fatalities
0	Speed-related MVC fatalities
0	MVC fatalities involving driver with BAC of 0.08+
0	MVC fatalities with driver < age 20
0	Unrestrained occupant MVC fatalities, all seat positions
0	Motorcyclist fatalities
0	Un-helmeted motorcyclist fatalities
0	Pedestrian fatalities
19	Motor vehicle crashes (MVC's)
1	Injury related MVCs
0	Alcohol-related MVCs
0	Speed-related MVCs
7	Traffic citations
173	Traffic citations issued by HSO
0	DUI citations
	DUI citations issued by HSO
0	Speed citations
	Speed citations issued by HSO
	Verbal & Written Warnings Issued
	Verbal & Written Warnings Issued by HSO
1	Seat belt citations
0	CPS citations

During FY17, the Mille Lacs Band of Ojibwe program conducted:

0	Checkpoints
0	Saturation Patrols
0	Traffic safety presentations (community/school)

PT-17-19-03 - Upper Sioux Community (Minnesota)

Grant Award:	\$98,200.00	Amount Expended:	\$71,193.83
Project funded for:	Overtime Grant	Law Enforcement:	Tribal
Safety Belt Law:	Primary (Law Passed 2007)	Tribal BAC Law:	0.08
Traffic Statistics Software:	LETG	Land Base:	3,289 Acres
Reservation Population:	520	Road Miles:	27



PERFORMANCE MEASURES/TARGETS:

- To maintain the number of motor vehicle related fatalities in 2015 on the Upper Sioux Reservation at 0 by the end of FY2017.

Total number of motor vehicle crash fatalities (MVCF's) in FY17 (October 1, 2016 - September 30, 2017): 0

- To decrease motor vehicle related crashes by 15% from the FY2015 number of 64 to 54 by the end of FY2017.

Total number of motor vehicle crashes (MVC's) in FY17: 60

- To increase the number of DUI arrests by 25% from the FY2015 number of 71 to 89 by the end of FY2017.

Total number of DUI arrests by the PD in FY17: 58

- To increase the number of traffic citations (excluding speed and DUI) by 6% from the FY2015 number of 165 to 198 by the end of FY2017.

Total number of traffic citations (excluding speed and DUI) by PD in 2017: 199

SUMMARY:

Due to staffing shortages the Upper Sioux Police Department (USPD) was unable to fully expand awarded grant funding for over-time. Media and Billboard rental was not fully expended due to the removal and reinstallation of new electronic billboards. The USPD met their target of MVCF's by maintaining a number of 0; however, they missed the goal of six MVC's for the grant year. They also issued 199 traffic citations and gave out 381 written and/or verbal warnings, along with issuing 253 speed citations. The USPD also conducted 157 saturation patrols which may have played a role in not being able to meet the DWI Arrest target.

2017 ACTIVITY REPORT:

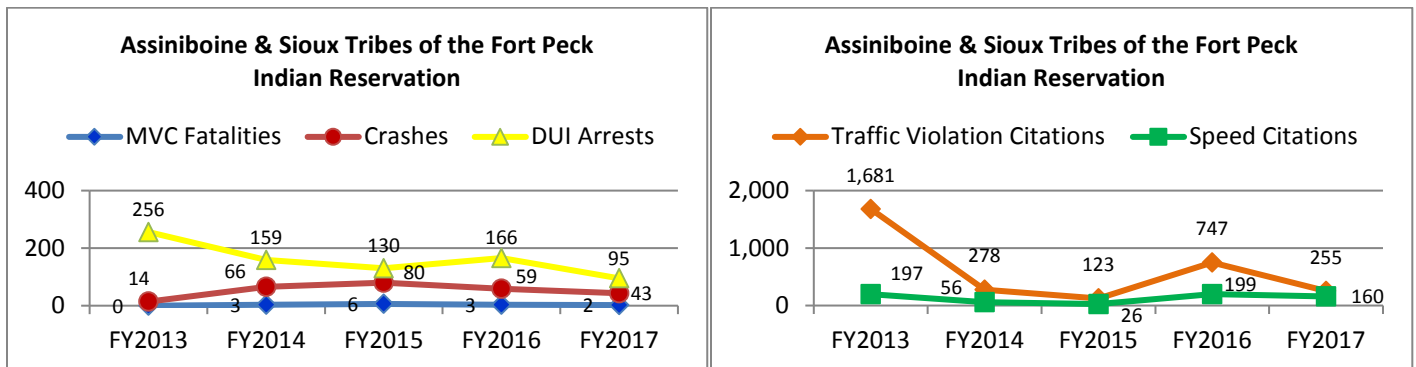
0	Motor vehicle crash (MVC) fatalities
0	Alcohol-related MVC fatalities
0	Speed-related MVC fatalities
0	MVC fatalities involving driver with BAC of 0.08+
0	MVC fatalities with driver < age 20
0	Unrestrained occupant MVC fatalities, all seat positions
0	Motorcyclist fatalities
0	Un-helmeted motorcyclist fatalities
0	Pedestrian fatalities
60	Motor vehicle crashes (MVC's)
20	Injury related MVCs
13	Alcohol-related MVCs
9	Speed-related MVCs
199	Traffic citations
	Traffic citations issued by HSO
58	DUI citations
	DUI citations issued by HSO
253	Speed citations
	Speed citations issued by HSO
381	Verbal & Written Warnings Issued
	Verbal & Written Warnings Issued by HSO
45	Seat belt citations
0	CPS citations

During FY17, the Upper Sioux Community program conducted:

0	Checkpoints
157	Saturation Patrols
0	Traffic safety presentations (community/school)

PT-17-19-04 - Fort Peck Assiniboine & Sioux Tribes (Montana)

Grant Award:	\$20,700.00	Amount Expended:	\$5,707.51
Project funded for:	Overtime Grant	Law Enforcement:	Tribal
Safety Belt Law:	Primary (Law Passed February 2010)	Tribal BAC Law:	0.08
Traffic Statistics Software:	Excel	Land Base:	84 Acres
Reservation Population:	11,321	Road Miles:	801



PERFORMANCE MEASURES/TARGETS:

- To reduce the number of motor vehicle related fatalities on the Fort Peck Reservation by 33% from the FY2015 number of 6 to 2 by the end of FY2017.
Total number of motor vehicle crash fatalities (MVCF's) in FY17 (October 1, 2016 - September 30, 2017): 2
- To decrease motor vehicle related crashes by 20% from the FY2015 number of 80 to 60 by the end of FY2017.
Total number of motor vehicle crashes (MVC's) in FY17: 43
- To reduce the number of fatalities in crashes involving a driver with a BAC of 0.08+ by 50% from the FY2015 number of 2 to 1 by the end of FY2017.
Total number of fatalities in crashes involving a driver with a BAC of 0.08+ in FY17: 1
- To increase the number of DUI arrests by 10% from the FY2015 number of 130 to 143 by the end of FY2017.
Total number of DUI arrests by the Police Department (PD) in FY17: 95
- To increase the number of traffic citations, excluding speed and DUI, by 19% from the FY2015 number of 294 to 350 the end of FY2017.
Total number of traffic citations (excluding speed and DUI) by the PD in 2017: 255

SUMMARY:

Fort Peck Assiniboine & Sioux Tribes Police Department (FPASTPD) was not expend 2017 grant year funding. Although the FPASTPS was short staffed officers managed to achieve four of five targreets. The targes achieved are: MVCF decreased to 2, fatalities in crashes involving a driver with a BAC of 0.08+ was deceased to 1, and there were 43 motor vehicle crashes, they issued 255 traffic citations and 328 written and or verbal traffic warnings during the grant year.

2017 ACTIVITY REPORT:

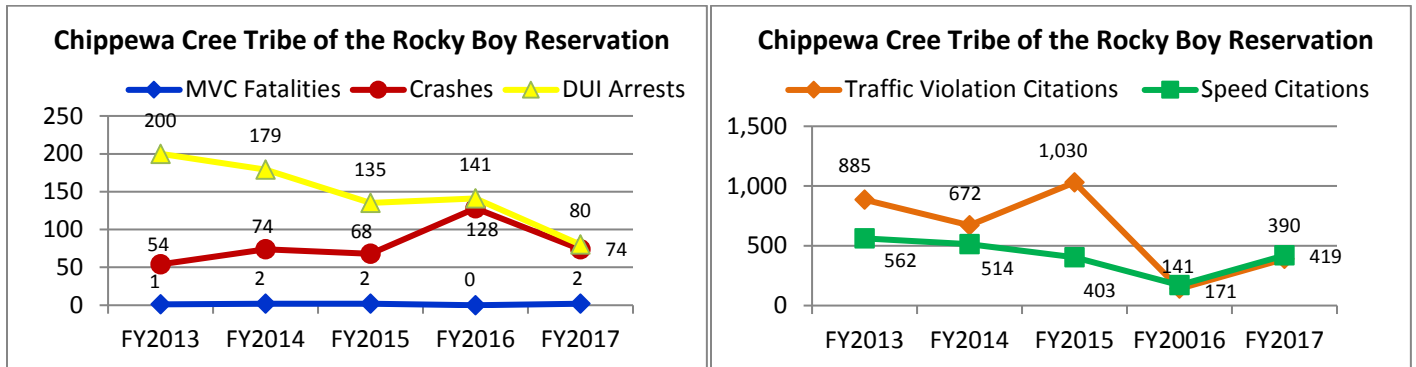
2	Motor vehicle crash (MVC) fatalities
1	Alcohol-related MVC fatalities
1	Speed-related MVC fatalities
1	MVC fatalities involving driver with BAC of 0.08+
0	MVC fatalities with driver < age 20
1	Unrestrained occupant MVC fatalities, all seat positions
0	Motorcyclist fatalities
0	Un-helmeted motorcyclist fatalities
0	Pedestrian fatalities
43	Motor vehicle crashes (MVC's)
2	Injury related MVCs
7	Alcohol-related MVCs
1	Speed-related MVCs
255	Traffic citations
	Traffic citations issued by HSO
95	DUI citations
	DUI citations issued by HSO
160	Speed citations
	Speed citations issued by HSO
328	Verbal & Written Warnings Issued
	Verbal & Written Warnings Issued by HSO
30	Seat belt citations
34	CPS citations

During FY17, the Fort Peck Assiniboine & Sioux Tribes program conducted:

11	Checkpoints
2	Saturation Patrols
0	Traffic safety presentations (community/school)

PT-17-19-05 - Chippewa-Cree Indians of the Rocky Boy's Reservation (Montana)

Grant Award:	\$155,375.00	Amount Expended:	\$19,480.94
Project funded for:	Overtime Grant	Law Enforcement:	Tribal
Safety Belt Law:	Secondary (Law Passed April 2014)	Tribal BAC Law:	0.08
Traffic Statistics Software:	CODY	Land Base:	23 Acres
Reservation Population:	6,851	Road Miles:	681



PERFORMANCE MEASURES/TARGETS:

- To reduce the number of motor vehicle related fatalities on the Rocky Boy Reservation by 100% from the FY2015 number of 2 to 0 by the end of FY2017.

Total number of motor vehicle crash fatalities (MVCF's) (MVCF) in FY17 (October 1, 2016 - September 30, 2017): 2

- To decrease motor vehicle related crashes by 10% from the FY2015 number of 68 to 60 by the end of FY2017.

Total number of motor vehicle crashes (MVC's) in FY17: 74

- To reduce the number of unrestrained passenger vehicle occupant fatalities (all seat positions) on the Rocky Boy Reservation by 100% from the FY2015 number of 2 to 0 by the end of FY2017.

Total number of unrestrained passenger vehicle occupant fatalities (all seat positions) in FY17: 2

- To increase the number of speeding citations by 10% from the FY2015 number of 402 to 440 by the end of FY2017

Total number of speed citations by Police Department (PD) in 2017: 419 By the HSO: 56

- To increase the number of DUI arrests by 10% from the FY2015 number of 135 to 149 by the end of FY2017

Total number of DUI arrests by the PD in FY17: 80 By the HSO: 16

SUMMARY:

Chippewa Cree (Rocky Boy) Police department attributes not fully expending grant funding to a change in personnel of grant administration. Upon the change it was difficult to bring the grant program back to a satisfactory level. The Indian Highway grant is a huge asset to the Chippewa Cree Police Department, therefore in FY 18 they will work towards fully expending fund if awarded.

2017 ACTIVITY REPORT:

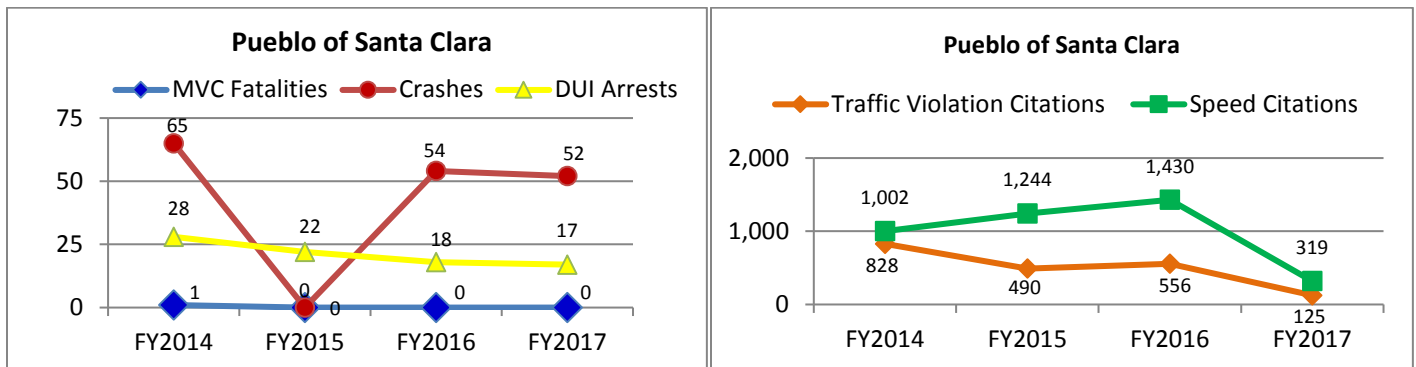
2	Motor vehicle crash (MVC) fatalities
2	Alcohol-related MVC fatalities
2	Speed-related MVC fatalities
0	MVC fatalities involving driver with BAC of 0.08+
1	MVC fatalities with driver < age 20
2	Unrestrained occupant MVC fatalities, all seat positions
0	Motorcyclist fatalities
0	Un-helmeted motorcyclist fatalities
0	Pedestrian fatalities
74	Motor vehicle crashes (MVC's)
22	Injury related MVCs
13	Alcohol-related MVCs
34	Speed-related MVCs
390	Traffic citations
25	Traffic citations issued by HSO
80	DUI citations
16	DUI citations issued by HSO
419	Speed citations
56	Speed citations issued by HSO
538	Verbal & Written Warnings Issued
82	Verbal & Written Warnings Issued by HSO
108	Seat belt citations
29	CPS citations

During FY17, the Chippewa-Cree Indians of the Rocky Boy's Reservation program conducted:

9	Checkpoints
6	Saturation Patrols
0	Traffic safety presentations (community/school)

PT-17-19-06 - Pueblo of Santa Clara (New Mexico)

Grant Award:	\$159,000.00	Amount Expended:	\$54,817.20
Project funded for:	Overtime Grant	Law Enforcement:	Tribal
Safety Belt Law:	Primary (Law Passed August 2008)	Tribal BAC Law:	0.08
Traffic Statistics Software:	SLEUTH	Land Base:	1,095 Acres
Reservation Population:	2,220	Road Miles:	162



PERFORMANCE MEASURES/TARGETS:

- To reduce the number of motor vehicle related fatalities on the Santa Clara Reservation by 100% from the FY2015 number of 1 to 0 by the end of FY2017

Total number of motor vehicle crash fatalities (MVCF's) in FY17 (October 1, 2016 - September 30, 2017): 0

- To decrease motor vehicle related crashes by 22% from the FY2015 number of 48 to 37 by the end of FY2017.

Total number of motor vehicle crashes (MVC's) in FY17: 52

- To reduce the number of speed related fatalities on the Santa Clara Reservation by 100% from the FY2015 number of 1 to 0 by the end of FY2017.

Total number of speed related fatalities in FY17: 0

- To increase the number of speed citations issued by 10% from the FY2015 number of 1,499 to 1,649 by the end of FY2017.

Total number of speed citations by Police Department (PD) in 2017: 319

- To increase the number of traffic citations (excluding speed and DUI) by 48% from the FY2015 number of 788 to 1,170 by the end of FY2017.

Total number of traffic citations (excluding speed and DUI) by the PD in FY17: 125

SUMMARY:

Grant funds were not fully expended in the 2017 grant year because Santa Clara Tribal Police Department (SCTPD) was short staffed by four officers. Police units utilized by the police department were also in very poor condition and unsafe for officers to conduct traffic enforcement. Two units were shared and switched between three shifts for all officers.

The SCTPD met two of the 2017 targets in 0 motor vehicle crash fatalities (MVCF) and speed related fatalities. Motor vehicle crashes, issuing speed and other traffic citation targets were not met. Not being able to meet these targets was due to the number of police units available and decreased staffing in officers. In July 2017, new units were purchased and more officers were hired. With newly hired officers the SCTPD will be able to enforce traffic safety effectively and efficiently in the 2018 grant year.

During the 2017 grant year SCTPD purchased 3 radar units and the Virtual Driver Interactive VT Touch. Officers conducted three traffic safety/community presentations during the grant year.

2017 ACTIVITY REPORT:

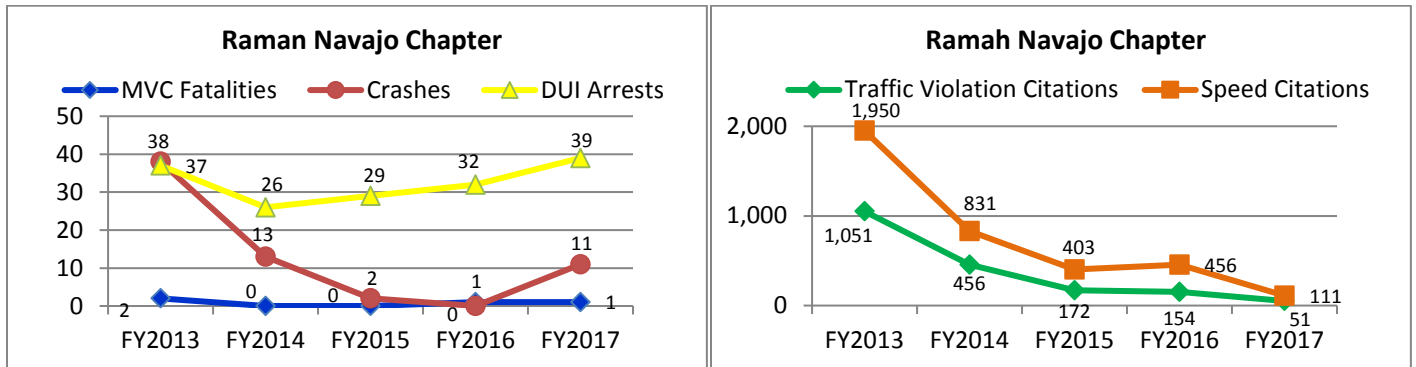
0	Motor vehicle crash (MVC) fatalities
0	Alcohol-related MVC fatalities
0	Speed-related MVC fatalities
0	MVC fatalities involving driver with BAC of 0.08+
0	MVC fatalities with driver < age 20
0	Unrestrained occupant MVC fatalities, all seat positions
0	Motorcyclist fatalities
0	Un-helmeted motorcyclist fatalities
0	Pedestrian fatalities
52	Motor vehicle crashes (MVC's)
0	Injury related MVCs
0	Alcohol-related MVCs
0	Speed-related MVCs
125	Traffic citations
	Traffic citations issued by HSO
17	DUI citations
	DUI citations issued by HSO
319	Speed citations
	Speed citations issued by HSO
267	Verbal & Written Warnings Issued
	Verbal & Written Warnings Issued by HSO
7	Seat belt citations
0	CPS citations

During FY17, the Pueblo of Santa Clara program conducted:

0	Checkpoints
192	Saturation Patrols
3	Traffic safety presentations (community/school)

PT-17-19-07 - Ramah-Navajo Chapter (New Mexico)

Grant Award:	\$82,500.00	Amount Expended:	\$36,283.19
Project funded for:	Overtime Grant	Law Enforcement:	Tribal
Safety Belt Law:	Primary (Law Passed 1986)	Tribal BAC Law:	0.08
Traffic Statistics Software:	MS Word	Land Base:	450 Acres
Reservation Population:	4,948	Road Miles:	722



PERFORMANCE MEASURES/TARGETS:

- To maintain the number of motor vehicle related fatalities on the Ramah-Navajo Reservation by at the FY2015 number of 0 by the end of FY2017.
Total number of motor vehicle crash fatalities (MVCF's) in FY17 (October 1, 2016 - September 30, 2017): 1
- To decrease motor vehicle related crashes 10% by the FY2015 number of 31 to 28 by the end of FY2017.
Total number of motor vehicle crashes (MVC's) in FY17: 11
- To reduce the number of pedestrian fatalities by 100% from the FY2015 number of 1 to 0 by the end of FY2017.
Total number of pedestrian fatalities in FY17: 0
- To increase the number of speed citations issued by 10% from the FY2015 number of 315 to 346 by the end of FY2017.
Total number of speed citations by Police Department (PD) in 2017: 111
- To increase the number of DUI arrests by 10% from the FY2015 number of 31 to 34 by the end of FY2017.
Total number of DUI arrests by the PD in FY17: 39

SUMMARY:

The Indian Highway Safety Program provides valuable funding opportunities for both traffic related enforcement operations, community traffic safety presentations, and child passenger safety programs. Ramah Navajo Police Department (RNPd) was fortunate to have funding for FY 17. The RNPd was able to utilize the total award during this fiscal year due to high levels of attrition in officers; they were working 50 hours a week and were not physically capable of working traffic safety overtime operations. Navajo Nation State of Emergencies was declared due to heavy snow, rain, and mud. This made roadways impassable for weeks and reduced traffic safety operations to zero for

several weeks during this time. Although the RNPD we experienced weather emergencies and staffing shortfalls; the RNPD still increased the overall DWI outputs for the fiscal year. There was also a reduction in overall motor vehicle traffic crashes. Officers provided community traffic safety presentations at Pine Hill Schools and Ramah Schools, and at child passenger safety educational clinics.

The highway safety program is beneficial; the program assisted RNPD and without this funding from the Indian Highway Safety Program, the RNPD would not have the ability to keep alcohol related crashes low; increase our DWI arrests, and provide quality traffic safety education to the community.

2017 ACTIVITY REPORT:

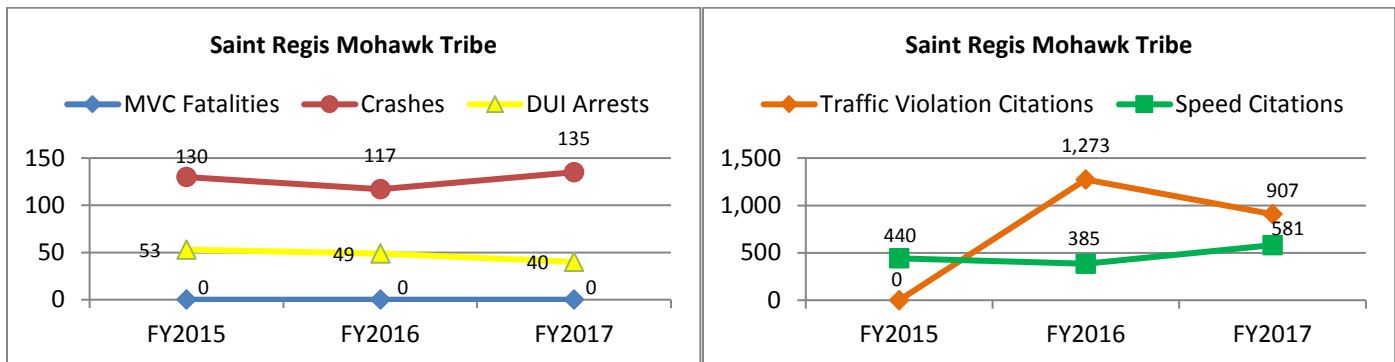
1	Motor vehicle crash (MVC) fatalities
1	Alcohol-related MVC fatalities
1	Speed-related MVC fatalities
1	MVC fatalities involving driver with BAC of 0.08+
0	MVC fatalities with driver < age 20
3	Unrestrained occupant MVC fatalities, all seat positions
0	Motorcyclist fatalities
0	Un-helmeted motorcyclist fatalities
0	Pedestrian fatalities
11	Motor vehicle crashes (MVC's)
5	Injury related MVCs
6	Alcohol-related MVCs
5	Speed-related MVCs
51	Traffic citations
	Traffic citations issued by HSO
39	DUI citations
	DUI citations issued by HSO
111	Speed citations
	Speed citations issued by HSO
54	Verbal & Written Warnings Issued
	Verbal & Written Warnings Issued by HSO
7	Seat belt citations
2	CPS citations

During FY17, the Ramah-Navajo Chapter program conducted:

4	Checkpoints
59	Saturation Patrols
6	Traffic safety presentations (community/school)

PT-17-19-08 - Saint Regis Mohawk Tribe (New York)

Grant Award:	\$47,900.00	Amount Expended:	\$30,545.23
Project funded for:	Overtime Grant	Law Enforcement:	Tribal
Safety Belt Law:	Primary (Law Passed)	Tribal BAC Law:	0.08
Traffic Statistics Software:	Impact Systems	Land Base:	34 Acres
Reservation Population:	9,017	Road Miles:	56



PERFORMANCE MEASURES/TARGETS:

- To maintain the number of motor vehicle related fatalities on the Saint Regis Mohawk Reservation at the FY2015 number of 0 by the end of FY2017.
Total number of motor vehicle crash fatalities (MVCF's) in FY17 (October 1, 2016 - September 30, 2017): 0
- To decrease motor vehicle related crashes by 10% from the FY2015 number of 130 to 117 by the end of FY2017.
Total number of motor vehicle crashes (MVC's) in FY17: 135
- To increase the number of speed citations issued by 10% from the FY2015 number of 451 to 496 by the end of FY2017.
Total number of speed citations by Police Department (PD) in 2017: 581
- To increase the number of DUI arrests by 10% from the FY2015 number of 43 to 47 by the end of FY2017.
Total number of DUI arrests by the PD in FY17: 40

SUMMARY:

The Saint Regis Mohawk Tribal Police was not able to utilize the awarded overtime budget due to lack of officer participation. The target for the Motor Vehicle related crashes was achieved, the actual number was 135. The target for DUI/OWI arrests was not achieved; the actual number is 40, only 7 from the target. There may be reasons for the decrease; motorists may be utilizing designated drivers for their own safety. The actual number for Speed Citations issued is 568, which is higher than expected.

2017 ACTIVITY REPORT:

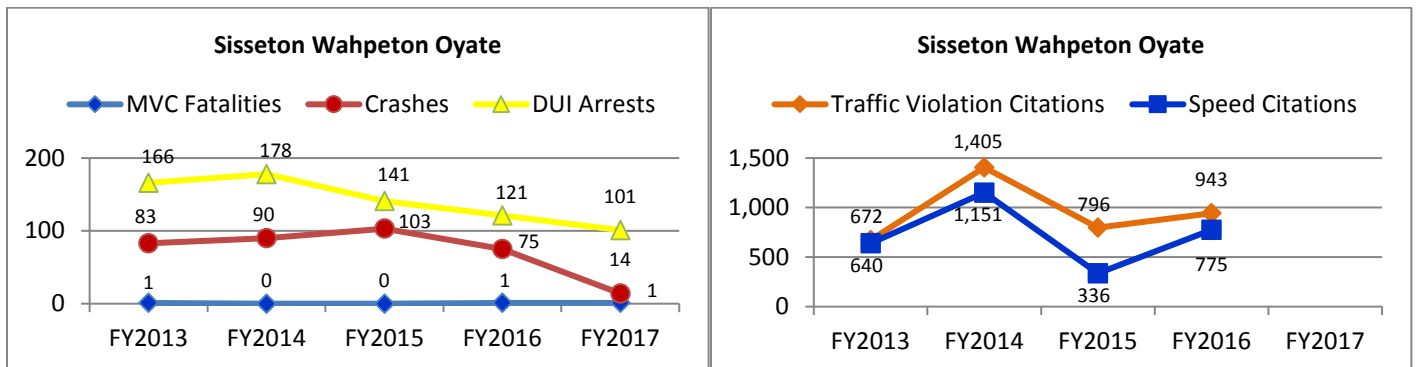
0	Motor vehicle crash (MVC) fatalities
0	Alcohol-related MVC fatalities
0	Speed-related MVC fatalities
0	MVC fatalities involving driver with BAC of 0.08+
0	MVC fatalities with driver < age 20
0	Unrestrained occupant MVC fatalities, all seat positions
0	Motorcyclist fatalities
0	Un-helmeted motorcyclist fatalities
0	Pedestrian fatalities
135	Motor vehicle crashes (MVC's)
19	Injury related MVCs
4	Alcohol-related MVCs
9	Speed-related MVCs
904	Traffic citations
	Traffic citations issued by HSO
40	DUI citations
	DUI citations issued by HSO
581	Speed citations
	Speed citations issued by HSO
746	Verbal & Written Warnings Issued
	Verbal & Written Warnings Issued by HSO
1	Seat belt citations
0	CPS citations

During FY17, the Saint Regis Mohawk Tribe program conducted:

6	Checkpoints
6	Saturation Patrols
6	Traffic safety presentations (community/school)

PT-17-19-09 - Sisseton-Wahpeton Oyate (South Dakota)

Grant Award:	\$51,600.00	Amount Expended:	\$36,314.52
Project funded for:	Overtime Grant	Law Enforcement:	Tribal
Safety Belt Law:	Primary (Law Passed)	Tribal BAC Law:	0.08
Traffic Statistics Software:		Land Base:	108 Acres
Reservation Population:	9,958	Road Miles:	924



PERFORMANCE MEASURES/TARGETS:

- To reduce the number of motor vehicle related fatalities on the Sisseton-Wahpeton Reservation by 100% from the FY2015 number of 1 to 0 by the end of FY2017.

Total number of motor vehicle crash fatalities (MVCF's) in FY17 (October 1, 2016 - September 30, 2017): 1

- To decrease motor vehicle related crashes by 10% from the FY2015 number of 103 to 97 by the end of FY2017.

Total number of motor vehicle crashes (MVC's) in FY17: 42

- To increase the number of DUI arrests by 7% from the FY2015 number of 141 to 156 by the end of FY2017

Total number of DUI arrests in FY17: 101

SUMMARY:

The Sisseton Wahpeton Oyate Police Department (SWOPD) has been having difficulty getting overtime worked by officers into the correct account due to their new time keeper software. The Law Enforcement Assistant has been preparing journal voucher for overtime amounts moved to the correct accounts. There instances in which ledgers are not accurate.

The SWOPD did not achieve the target to reduce MVC's but did achieve the target to reduce MVC's.

The DUI arrests target was also not achieved due to a shortage of staffing of officers. The SWOPD has hired new officers and will be fully staffed in 2018.

2017 ACTIVITY REPORT:

1	Motor vehicle crash (MVC) fatalities
1	Alcohol-related MVC fatalities
0	Speed-related MVC fatalities
0	MVC fatalities involving driver with BAC of 0.08+
0	MVC fatalities with driver < age 20
1	Unrestrained occupant MVC fatalities, all seat positions
0	Motorcyclist fatalities
0	Un-helmeted motorcyclist fatalities
0	Pedestrian fatalities
42	Motor vehicle crashes (MVC's)
12	Injury related MVCs
6	Alcohol-related MVCs
0	Speed-related MVCs
454	Traffic citations
	Traffic citations issued by HSO
101	DUI citations
	DUI citations issued by HSO
396	Speed citations
	Speed citations issued by HSO
2,086	Verbal & Written Warnings Issued
	Verbal & Written Warnings Issued by HSO
9	Seat belt citations
0	CPS citations

During FY17, the Sisseton-Wahpeton Oyate program conducted:

7	Checkpoints
4	Saturation Patrols
3	Traffic safety presentations (community/school)

PT-17-19-10 - Lummi Nation (Washington)

Grant Award: \$43,900.00

Amount Expended: \$25,134.10

Project funded for: Overtime Grant

Law Enforcement: Tribal

Safety Belt Law: Primary (Law Passed)

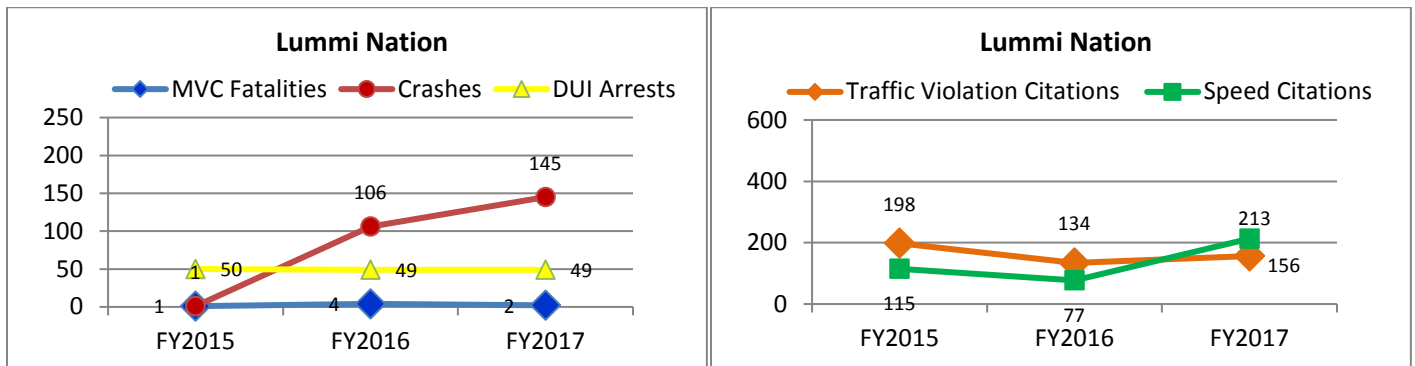
Tribal BAC Law: 0.08

Traffic Statistics Software:

Land Base: 22,000 Acres

Reservation Population: 6,000

Road Miles: 250



PERFORMANCE MEASURES/TARGETS:

1. To reduce the number of motor vehicle related fatalities on the Lummi Reservation by 100% from the FY2015 number of 1 to 0 by the end of FY2017.

Total number of motor vehicle crash fatalities (MVCF's) in FY17 (October 1, 2016 - September 30, 2017): 2

2. To decrease motor vehicle related crashes by 10% from the FY2015 number of 73 to 65 by the end of FY2017.

Total number of motor vehicle crashes (MVC's) in FY17: 145

3. To increase the number of DUI arrests by 20% from the FY2015 number of 50 to 60 by the end of FY2017.

Total number of DUI arrests by the Police Department (PD) in FY17: 49

4. To increase the number of speed citations issued by 20% from the FY2015 number of 115 to 138 by the end of FY2017.

Total number of speed citations by PD in 2017: 213

SUMMARY:

Lummi Police Department experienced a large turnover in personnel during the FY17 year. This forced many officers to work long hours in overtime to cover regular shift calls. This made it difficult to schedule Officers for overtime to enforce traffic safety. The department is currently in the process of hiring more officers. The target for the total number of motor vehicle related crashes was not achieved. The LNPd experienced a large number of weather related crashes during an unusual icy winter. The LNPd is attempting to hire for multiple positions which will reduce non-traffic related overtime and allow officers to participate in traffic enforcements in the FY18 grant year.

2017 ACTIVITY REPORT:

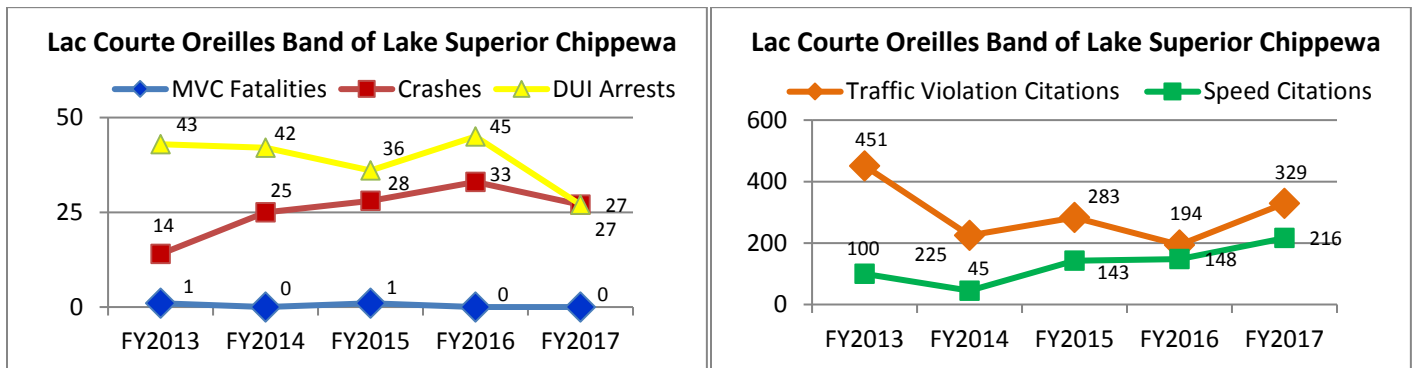
2	Motor vehicle crash (MVC) fatalities
1	Alcohol-related MVC fatalities
1	Speed-related MVC fatalities
1	MVC fatalities involving driver with BAC of 0.08+
0	MVC fatalities with driver < age 20
0	Unrestrained occupant MVC fatalities, all seat positions
0	Motorcyclist fatalities
0	Un-helmeted motorcyclist fatalities
0	Pedestrian fatalities
145	Motor vehicle crashes (MVC's)
22	Injury related MVCs
20	Alcohol-related MVCs
23	Speed-related MVCs
156	Traffic citations
	Traffic citations issued by HSO
49	DUI citations
	DUI citations issued by HSO
213	Speed citations
	Speed citations issued by HSO
676	Verbal & Written Warnings Issued
	Verbal & Written Warnings Issued by HSO
24	Seat belt citations
0	CPS citations

During FY17, the Lummi Nation program conducted:

0	Checkpoints
1	Saturation Patrols
4	Traffic safety presentations (community/school)

PT-17-19-11 - Lac Courte Oreilles Band of Lake Superior Chippewa Indians (Wisconsin)

Grant Award:	\$86,500.00	Amount Expended:	\$41,223.20
Project funded for:	Overtime Grant	Law Enforcement:	Tribal
Safety Belt Law:	Primary (Law Passed June 2009)	Tribal BAC Law:	0.08
Traffic Statistics Software:	Visions	Land Base:	191 Acres
Reservation Population:	3,100	Road Miles:	319



PERFORMANCE MEASURES/TARGETS:

- To reduce the number of motor vehicle related fatalities on the Lac Courte Oreilles Reservation by 100% from the FY2015 number of 1 to 0 by the end of FY2017.
Total number of motor vehicle crash fatalities (MVCF's) in FY17 (October 1, 2016 - September 30, 2017): 0
- To decrease motor vehicle related crashes by 25% from the FY2015 number of 28 to 21 by the end of FY2017.
Total number of motor vehicle crashes (MVC's) in FY17: 27
- To increase the number of speed citations issued by 40% from the FY2015 number of 143 to 200 by the end of FY2017.
Total number of speed citations by Police Department (PD) in 2017: 216
- To increase the number of DUI arrests by 10% from the FY2015 number of 36 to 40 by the end of FY2017.
Total number of DUI arrests by the PD in FY17: 27

SUMMARY:

Lac Courte Oreilles Band of Lake Superior Chippewa Indians (LCO) officers participated in the three mobilizations and participated in saturation patrols. There was money left in the travel budget due to a shortage of officers so we were unable to send more officers to training. Predicting the number of accidents is a hard goal to determine, and the goal for FY 17 was set too low. Out of the 27 accidents only 2 were related to icy road conditions. The goal for OWI's was not achieved. LCO Officers try to patrol the roadways as much as possible. With fewer officers, most of their shifts were spent on calls for service. A majority of traffic citations were issued when conducting saturation patrols. Many of the alcohol related traffic stops had designated drivers, which may be related to the saturation patrols. The high visibility of

the officers conducting traffic is was a drinking and driving deterrent. BIA funding is much appreciated so our officers are able to concentrate on traffic.

2017 ACTIVITY REPORT:

0	Motor vehicle crash (MVC) fatalities
0	Alcohol-related MVC fatalities
0	Speed-related MVC fatalities
0	MVC fatalities involving driver with BAC of 0.08+
0	MVC fatalities with driver < age 20
0	Unrestrained occupant MVC fatalities, all seat positions
0	Motorcyclist fatalities
0	Un-helmeted motorcyclist fatalities
0	Pedestrian fatalities
27	Motor vehicle crashes (MVC's)
8	Injury related MVCs
7	Alcohol-related MVCs
8	Speed-related MVCs
329	Traffic citations
	Traffic citations issued by HSO
27	DUI citations
	DUI citations issued by HSO
216	Speed citations
	Speed citations issued by HSO
674	Verbal & Written Warnings Issued
	Verbal & Written Warnings Issued by HSO
22	Seat belt citations
10	CPS citations

During FY17, the Lac Courte Oreilles Band of Lake Superior Chippewa Indians program conducted:

0	Checkpoints
103	Saturation Patrols
2	Traffic safety presentations (community/school)

Police Traffic Services Program Area:

To encourage Tribal participation in Traffic Safety related conference, i.e. Lifesavers. The BIA IHSP sponsored a total of one (1) training sessions and one (1) Conference.

Travel expenses in the amount of \$38,316.37 were reimbursed for 41 grant funded tribal employees of the 65 who attended from the following tribes:

FY 2017 Project Management Training, November 2-3, 2017 in Albuquerque, NM

- | | | |
|-------------------------------------|----------------------------------|---|
| 1. Shoshone Bannock Tribes | 10. Pueblo of Jemez | 19. Assiniboine & Sioux Tribes (Fort Peck) |
| 2. Leech Lake Band of Ojibwe | 11. Pueblo of Laguna | 20. Chippewa Cree (Rocky Boy) |
| 3. Red Lake Band of Chippewa | 12. Walker River Paiute Tribe | 21. Pueblo of Santa Clara |
| 4. White Earth Band of Ojibwe | 13. Cheyenne River Sioux Tribe | 22. Ramah Navajo Chapter |
| 5. Northern Cheyenne Tribe | 14. Oglala Sioux Tribe | 23. Saint Regis Mohawk Tribe |
| 6. Turtle Mountain Band of Chippewa | 15. Menominee | 24. Sisseton Wahpeton Oyate |
| 7. Jicarilla Apache | 16. Fort McDowell Yavapai Nation | 25. Lummi Nation |
| 8. Pueblo of Acoma | 17. Mille Lacs Band of Ojibwe | 26. La Courte Oreilles Band of Lake Superior Chippewa |
| 9. Pueblo of Isleta | 18. Upper Sioux Indian Community | |

Travel expenses, for 2017 LifeSavers Conference & 2018 Grant Writing Training, in the amount of **\$86,560.24** were reimbursed for 25 grant funded tribal employees of the 62 who attended from following tribe:

2017 Lifesavers Conference & 2018 IHSP Grant Writing, March 25-28, 2017, Charlotte, NC

- | | | |
|---|---|----------------------------------|
| 1. Assiniboine & Sioux Tribes (Fort Peck) | 11. Oglala Sioux Tribe | 21. White Earth Nation |
| 2. Chitimacha Tribe | 12. Pueblo of Laguna | 22. Wichita & Affiliated Tribes |
| 3. Craig Tribal Association | 13. Pueblo of Isleta | 23. Yakama Nation |
| 4. Crow Tribe | 14. Pueblo of Santa Clara | 24. Yankton Sioux Tribe |
| 5. Shoshone Bannock Tribes | 15. Pueblo of Zia | Non-Tribal Attendees |
| 6. Gila River Indian Community | 16. Red Lake Nation | 25. Stockbridge-Munsee Community |
| 7. Ho-Chunk Nation | 17. Saint Regis Mohawk Tribe | 26. Apex Police Department |
| 8. Hopi Tribe | 18. Salt River Pima-Maricopa Indian Community | 27. California Polytechnic |
| 9. Jicarilla Apache Nation | 19. Upper Sioux Indian Community | 28. State of Montana |
| 10. La Courte Oreilles Band of Lake Superior Chippewa | 20. Walker River Paiute | 29. IPAASSTEC |
| | | 30. National Traffic Law Center |

Mobilizations Indian State

27 Tribal law enforcement agencies funded in FY17 signed commitments to participate in three mobilizations during the project year.

Don't Shatter the Dream- Impaired Driving Mobilization - December 14, 2016 - January 1, 2017

Tribal and BIA Police Department Activity Reports:

26	Activity Reports submitted in FY17
29	Activity Reports submitted in FY16
33	Activity Reports submitted in FY15

FY17 Don't Shatter the Dream Ticket Statistics

119	DWI Arrest	130	Suspended Licenses
93	Safety Belt Citations	118	Uninsured Motorists
38	Child Safety Citations	994	Speeding
29	Felony Arrests	106	Drug Arrests
9	Recovered Stolen Vehicles	151	Crashes
383	Fugitives Apprehended	0	MVC Fatalities

SUMMARY:

The 26 law enforcement agencies reported a total of 3,724 hours on traffic enforcement during the Mobilization. 0 fatalities were reported from participating Tribal and BIA Police Departments during the mobilization.

Click It or Ticket - Safety Belt Mobilization - May 22 - June 4, 2017

Tribal and BIA Police Department Activity Reports:

26	Activity Reports submitted in FY17
21	Activity Reports submitted in FY16
39	Activity Reports submitted in FY15

SUMMARY:

The law	FY17 Click It or Ticket Statistics			26
	111	DWI Arrest	184	Suspended Licenses
	442	Safety Belt Citations	145	Uninsured Motorists
	83	Child Safety Citations	1,610	Speeding
	29	Felony Arrests	80	Drug Arrests
	9	Recovered Stolen Vehicles	64	Crashes
	372	Fugitives Apprehended	2	MVC Fatalities

enforcement agencies reported a total of 5,417 hours on traffic enforcement during the Mobilization. 2 fatalities were reported from participating Tribal and BIA Police Departments during the mobilization.

Drive Sober or Get Pulled Over Statistics - August 18 - September 5, 2017

Tribal and BIA Police Department Activity Reports:

26	Activity Reports submitted in FY17
23	Activity Reports submitted in FY16
39	Activity Reports submitted in FY15

FY17 Drive Sober or Get Pulled Over Statistics

143	DWI Arrest	143	Suspended Licenses
176	Safety Belt Citations	114	Uninsured Motorists
42	Child Safety Citations	1,980	Speeding
33	Felony Arrests	57	Drug Arrests
7	Recovered Stolen Vehicles	82	Crashes
366	Fugitives Apprehended	1	MVC Fatalities

SUMMARY:

The 26 law enforcement agencies reported a total of 1,974 hours on traffic enforcement during the Mobilization. 1 fatality was reported during this mobilization.

MOBILIZATION AND MEDIA ACTIVITY

In FY 17 the BIA IHSP reimbursed funded projects for media activity expenses totaling \$14,764.13. This included billboard rentals, radio, and other media outlets. Posters and flyers were displaced in communities, schools, and bus stops. Newsletters and email sent out to tribal community and staff. Highway signs were also posted.

LOOKING TO THE FUTURE

In summary, FY17 was a challenging and successful year for the Tribes funded by the Indian Highway Safety Program. We will continue to be dedicated to working closely with the Tribes and strive to remain in close partnership with all our traffic safety partners.

2017 has disclosed several issues that will be reviewed and addressed in 2018. They include:

- Maintaining tribal project monthly and annual reporting
- Evaluation of officer productivity
- Improving traffic data collection relationships and reporting of the tribes
- Increasing utilization and reporting of BAT Mobiles
- Expanding the IHSP outreach to tribal youth through educational programs.

Motor vehicle crash fatalities have decreased within the projects funded by IHSP from FY15 (90) to FY17 (79). Alcohol involved, excessive speed and non-seat belt use in the fatal crashes collectively averaged 54%. Increased efforts in all of these areas will be made in FY18.

Fulltime and overtime grant programs worked aggressively on traffic safety/enforcement and impaired driving laws in FY17. The Highway Safety Officers funded under this grant often work in difficult political, economic and physical environments and we will continue to support their efforts throughout the year.

The IHSP plans to continue to work toward meeting and surpassing the Performance Measures/Targets outlined in our FY18 Highway Safety Plan. The IHSP is prepared to meet the targets and challenges in the coming year. The IHSP will provide technical assistance to each tribe when requested.

The IHSP will renew its efforts in FY18 to improve the collection of traffic data and to make it the cornerstone of the highway safety program. Sharing of traffic statistics among all stakeholders will enable everyone to improve performance and save lives.

Police Traffic Services and enforcement is currently the main focus. The IHSP would like to focus more on behavior change through education and treatment in DWI court programs, and youth programs with the implementation of Tribal Student Drivers Education programs.

In FY18 the IHSP will continue to offer Occupant Protection grants to the tribes and will follow through on positive working relationships with the tribes whom have received the grants.

As always, we appreciate the guidance and assistance of the NHTSA Region 6 staff and acknowledge and thank all of our traffic safety partners.

FY2017 Budget Summary (in lieu of HSC)

Planning & Administration Cost Summary - Planning & Administration Budget Summary - FY 17

Project Number	Project Title	Budget	Budget Source
PA-17-01	BIA Program Management	\$ 234,870.00	402
PA-17-02	Bureau of Indian Affairs	\$ 500.00	402
PA-17-03	Bureau of Indian Affairs	\$ 500.00	402
	BIA Program Management (ESTIMATED CARRY FORWARD)	\$ 300,000.00	402
Total 402 Funds		\$ 535,870.00	

Alcohol Cost Summary - Alcohol Budget Summary - FY 17 Projects

Project Number	Project Title	Budget	Budget Source
AL-17-01	BIA OJS - Bat Mobiles	\$ 100,000.00	402
Total 402 Funds		\$ 100,000.00	

Occupant Protection Cost Summary – Occupant Protection Budget Summary- FY17 Projects

Project Number	Project Title	Budget	Budget Source
OP-17-02	Native Village of Eyak	\$ 8,525.00	402
OP-17-03	Cocopah Indian Tribe	\$ 3,700.00	402
OP-17-04	Gila River Indian Community	\$ 9,800.00	402
OP-17-05	Quechan Tribe	\$ 8,500.00	402
OP-17-06	Pokagon Band of Potawatomi Indians	\$ 3,125.00	402
OP-17-07	Grand Traverse Band of Ottawa & Chippewa Indians	\$ 4,083.00	402
OP-17-08	Grand Portage Reservation	\$ 3,875.00	402
OP-17-09	Mississippi Band of Choctaw Indians	\$ 9,140.00	402
OP-17-10	Standing Rock Sioux Tribe	\$ 24,990.00	402
OP-17-11	Pueblo of Laguna	\$ 7,240.00	402
OP-17-12	Pueblo of Acoma	\$ 2,920.00	402
OP-17-13	Pyramid Lake Paiute Tribe	\$ 6,905.00	402
OP-17-14	Te-Moak Tribe of Western Shoshone	\$ 5,500.00	402
OP-17-15	Duckwater Shoshone Tribe	\$ 5,155.00	402
OP-17-16	Apache Tribe of Oklahoma	\$ 3,900.00	402
OP-17-17	Wichita & Affiliated Tribes	\$ 6,865.00	402
OP-17-18	Quapaw Tribe of Oklahoma	\$ 4,305.00	402
OP-17-19	Choctaw Nation of Oklahoma	\$ 11,715.00	402
OP-17-20	Yankton Sioux Tribe	\$ 7,745.00	402
OP-17-21	Oglala Sioux Tribe	\$ 15,570.00	402
OP-17-22	Ute Indian Tribe	\$ 13,745.00	402
OP-17-23	Swinomish Indian Community	\$ 6,110.00	402
OP-17-24	Muckleshoot Indian Tribe	\$ 7,185.00	402
OP-17-25	Lower Elwha Klallam Tribe	\$ 6,685.00	402
OP-17-26	Bad River Band of Lake Superior Tribe of Chippewa	\$ 4,200.00	402
OP-17-27	Ho-Chunk Nation	\$ 7,865.00	402
OP-17-28	Craig Tribal Association	\$ 5,150.00	402
OP-17-29	Mille Lacs Band of Ojibwe	\$ 10,023.00	402
OP-17-30	Northern Arapahoe Tribe (Wind River)	\$ 4,891.00	402
OP-17-31	Yakama Nation	\$ 5,260.00	402
Total 402 Funds		\$ 224,672.00	402

Police Traffic Safety Cost Summary - Police Traffic Safety Budget Summary - FY17 Projects

Project Number	Project Title	Budget	Budget Source
PT-17-03	Shoshone Bannock Tribes	\$ 135,900.00	402
PT-17-04	Leech Lake Band of Ojibwe	\$ 364,300.00	402
PT-17-05	Red Lake Band of Chippewa Indians	\$ 257,590.00	402
PT-17-06	White Earth Band of Ojibwe	\$ 150,000.00	402
PT-17-07	Northern Cheyenne Tribe	\$ 83,500.00	402
PT-17-08	Turtle Mountain Band of Chippewa Indians	\$ 77,500.00	402
PT-17-09	Jicarilla Apache Nation	\$ 247,350.00	402
PT-17-10	Pueblo of Acoma	\$ 175,200.00	402
PT-17-11	Pueblo of Isleta	\$ 381,800.00	402
PT-17-12	Pueblo of Jemez	\$ 168,100.00	402
PT-17-13	Pueblo of Laguna	\$ 264,500.00	402
PT-17-14	Walker River Paiute Tribe	\$ 135,000.00	402
PT-17-15	Cheyenne River Sioux Tribe	\$ 339,700.00	402
PT-17-16	Oglala Sioux Tribe	\$ 604,500.00	402
PT-17-17	Menominee Tribe of Wisconsin	\$ 81,000.00	402
Pt-17-18	Rosebud Sioux Tribe	\$ 174,660.00	402
PT-17-19-01	Fort McDowell Yavapai Nation	\$ 174,300.00	402
PT-17-19-02	The Mille Lacs Band Of Ojibwe Indians	\$ 32,200.00	402
PT-17-19-03	Upper Sioux Indian Community	\$ 98,200.00	402
PT-17-19-04	Assiniboine and Sioux Tribes of the Fort Peck Indian	\$ 20,700.00	402
PT-17-19-05	Chippewa Cree Rocky Boy Reservation	\$ 73,875.00	402
PT-17-19-06	Pueblo of Santa Clara	\$ 159,000.00	402
PT-17-19-07	Ramah Navajo Chapter	\$ 82,500.00	402
PT-17-19-08	Saint Regis Mohawk Tribe	\$ 47,900.00	402
PT-17-19-09	Sisseton Wahpeton Oyate	\$ 51,600.00	402
PT-17-19-10	Lummi Nation	\$ 43,900.00	402
PT-17-19-11	Lac Courte Oreilles Band of Lake Superior Chippewa	\$ 86,500.00	402
PT-17-19-12	Police Traffic Services Grants	\$ 8,763,385.00	402
Total 402 Funds		\$ 13,274,660.00	402

Traffic Records Cost Summary - Traffic Records Budget Summary - FY 17 Projects

Project Number	Project Title	Budget	Budget Source
TR-17-02	Indian Highway Safety Program	\$ 500,000.00	402
K9-17-01	Indian Highway Safety Program	\$ 150,000.00	408
402 Total		\$ 500,000.00	402
408 Total		\$ 150,000.00	408

PROGRAM AREAS	BUDGETS
Total Planning & Administration	\$ 535,870.00
Total Alcohol	\$ 100,000.00
Total Occupant Protection	\$ 199,348.00
Total Police Traffic Services	\$13,274,660.00
Total Traffic Records 402	\$ 500,000.00
Total Traffic Records 408	\$ 150,000.00
Total Program Funds	\$14,785,202.00