



DELAWARE OFFICE OF HIGHWAY SAFETY

FY2018 ANNUAL REPORT
OCTOBER 1, 2017 – SEPTEMBER 30, 2018

John Carney
Governor
State of Delaware

Robert Coupe
Secretary
Dept. of Safety and
Homeland Security

Kimberly Chesser
Acting Director
Office of Highway Safety

www.ohs.delaware.gov

twitter.com/highwaysafetyDE

www.facebook.com/highwaysafetyde



Contents

Message from the Director	1
Delaware Office of Highway Safety Staff Overview	3
Impaired Driving	7
Occupant Protection	25
Speed Management.....	32
Pedestrian Safety.....	34
Traffic Records	38
Motorcycle Safety	40
Distracted Driving	43
Young Driver Programs	47
Planning and Administration.....	52
Comprehensive Traffic Safety Program	54
Police Traffic Services.....	55
Corporate Outreach Program.....	61

Message from the Director

Executive Summary



Kimberly Chesser, Acting Director

The Delaware Office of Highway Safety is pleased to present the Fiscal Year 2018 Annual Report. This Report serves as the State's evaluation of the 2018 Highway Safety Plan (HSP) and is our opportunity to celebrate performance target attainment in the last year and to identify opportunities for additional improvements in the coming year.

The Office of Highway Safety works closely with our partners to conduct appropriate problem identification, identify priority areas, select realistic performance measures, identify and implement proven countermeasures, and conduct a quality evaluation of implemented efforts. The Annual Report reviews the yearly progress on implementing Delaware's HSP and documents the use of grant funding administered by NHTSA for Federal funds available under the Section 402 State and Community Highway Safety grant program and the various sections of the National Priority Safety Program of the Federal transportation bill.

The Office of Highway Safety's mission statement is as follows:

The Office of Highway Safety is committed to improving safety on Delaware roadways through the administration of federal highway safety funds, the analysis of crash data to identify problem locations and priority areas and the development and implementation of countermeasures to combat unsafe driving behaviors.

In accordance with the current legislation, Fixing America's Surface Transportation Act (FAST Act), the Office of Highway Safety has included the following components in the FY2018 Annual Report:

- Assessment of the state's progress in meeting targets identified in our FY2018 HSP;
- Description of the projects and activities funded;
- Federal funds expended on identified funded projects and activities; and
- The extent to which the identified projects contributed to meeting the highway safety targets and how we will adjust our upcoming HSP to better meet performance targets in areas where a performance target has not been met.

We are grateful for the many partnerships that have made our successes possible in 2018. We will continue to strive *Toward Zero Deaths* in 2019 in an effort to make Delaware roadways the safest in the country. To that end, we will focus on legislative enhancements, thoughtful traffic safety data analysis, and use of identified best practice countermeasures to continue to tackle the challenges that lie ahead.

This page intentionally left blank

Delaware Office of Highway Safety Staff Overview

FY2018 office positions included:

Director – Responsible for planning, organizing, and directing the operations and programs of the Office of Highway Safety in accordance with Federal and State laws, regulations, and guidelines. Monitors State and Federal legislation that impacts highway safety and the State of Delaware. Serves as the State’s Coordinator on behalf of the Governor’s Representative. Jana Simpler served as Director through September 3rd, 2018. Kimberly Chesser has assumed the role of Acting Director until the vacancy is filled.

Deputy Director – Responsible for the monitoring and evaluation of approved highway safety projects, administration and distribution of federal funds to state, local, and private agencies; coordinating and organizing impaired driving countermeasures across the state, managing the statewide DUI Provider Program, and manages the 402, 405, 154 and 164 programs under MAP-21 and FAST act. Serves as the agency DUI Program Coordinator. Serves as the Chair of the Statewide Impaired Driving Prevention Taskforce, the Co-Chair for the Motor Vehicle Committee a member of The Injury Prevention Coalition, and a member of the DUI Court Steering Committee. The Deputy Director position is currently filled by Kimberly Chesser.

Management Analyst III – Responsible for coordinating traffic records as well as organizing pedestrians/bicycle, and speed safety initiatives across the state, the administration of 402 and 405 grants, serves a program manager in the implementation of a new OHS E-Grants system, and the Annual Report. Also serves as the OHS representative on the Delaware Bicycle Council, the Advisory Council on Walkability and Pedestrian Awareness (Pedestrian Safety Council), and Education/Enforcement Subcommittee for the Pedestrian Safety Council. This position is filled by Richard Klepner

Management Analyst III – Performs duties as necessary as the agency Occupant Protection Coordinator, Distracted Driving Coordinator, Motorcycle Safety Coordinator and Young Driver Programs Coordinator, responsible for administration of 402 and 405 funds. Serves as the Chair of the Teen Driver Task Force, and as a member of the Motorcycle Riders Education Advisory Committee, and is a Board Member for Safe Kids Delaware. This position is filled by Sarah Cattie.

Marketing Specialist II – Serves as the official agency spokesperson and media liaison, responsible for dissemination of information regarding agency programs and events, coordination of public awareness campaigns and media events, presentation of safety education programs for schools and other State and local agencies and managing our social media presence. Serves as the agency Corporate Partner Program Coordinator. This position was filled by Mitch Topal through July 24th, 2018 and was then assumed by Cynthia Cavett on September 17th, 2018.

Accountant – Responsible for processing fiscal documents as required for the daily operations of the office. Manages the agency timesheets and serves as the agency liaison with the Department's Human Resources Section. Responsible for Maintenance of Effort (MOE), and entering grants into the First State Financial System for the State of Delaware Clearinghouse. This position was filled by Bonnie Dixon during FY2018.

Law Enforcement Liaison – Responsible for the coordination of law enforcement mobilizations throughout the grant year and for organizing law enforcement training opportunities (part-time position). This role was filled by Paul Bernat in FY2018.

Statewide Fitting Station Coordinators – OHS employs two Fitting Station Coordinators with one serving New Castle County and one serving Kent and Sussex Counties. These two positions are responsible for the coordination of the Office of Highway Safety's three statewide Child Passenger Safety Fitting Stations, in cooperation with the Division of Motor Vehicles and Delaware State Police Troop 7 (part-time positions). New Castle County is served by Larry Kelley and Kent/Sussex Counties are served by Shannon Powers.

Data Analyst – Responsible for conducting ongoing problem identification, assisting in the development of the Annual Highway Safety Plan, assisting in the development and implementation of enforcement mobilizations and providing data analysis summaries to the Program Managers. This position was handled by Dean Holleger until November 2017, Ian Peters assumed this role in March of 2018.

DUI Case Specialist – Responsible for acting as a liaison between DUI offenders and the Evaluation and Referral Program or the substance abuse education and treatment providers. Works with the Division of Motor Vehicles, Courts, Delaware Department of Justice, Legislators, and the Division of Substance Abuse and Mental Health. Primary responsibility is resolving conflicts and directing DUI offenders to the appropriate resources (part-time position). This position was filled by Robert Neylan for FY2018.

Administrative Specialist I – Responsible for ordering public information materials, coordinates distribution of materials to increase public awareness, and assists the Marketing Specialist II with public information and education initiatives. Also serves as the agency receptionist (part-time position). This role was filled by Christine Gannon in FY2018.

FY2018 Highway Safety Targets¹

CORE OUTCOME BEHAVIORAL MEASURES Targets for FY2018		2014	2015	2016	2017	2018 ²	2018 Target	2018 Progress
1	Traffic Fatalities	124	131	119	119	100		
	5-year moving average	107	113	117	118		120.2	119
2	Serious Traffic Injuries	625	567	593	474	326		
	5-year moving average	643	612	604	577		578.6	517
3	Mileage Death Rate ³	1.29	1.32	1.17	1.26	N/A		
	5-year moving average	1.16	1.20	1.22	1.22		1.208	N/A
3a	Rural Mileage Death Rate	2.23	2.07	2.30	2.04	N/A		
	5-year moving average	2.03	1.98	2.04	2.06		2.12	N/A
3b	Urban Mileage Death Rate	0.89	1.00	0.70	0.86	N/A		
	5-year moving average	0.77	0.85	0.86	0.84		0.747	N/A
4	Unrestrained Passenger Vehicle Occupant Fatalities	25	33	31	32	32		
	5-year moving average	25	28	27	29		28	31
5	Alcohol-Impaired Driving Related Fatalities	52	39	37	32	15		
	5-year moving average	41	41	40	40		43	35
6	Speed-Related Fatalities	45	35	39	33	32		
	5-year moving average	41	39	40	38		37	37
7	Motorcycle Fatalities	15	19	14	10	17		
	5-year moving average	16	18	17	16		15	15
8	Unhelmeted Motorcyclist Fatalities	7	6	4	4	11		
	5-year moving average	7	8	6	6		5	6
9	Drivers Age 20 or Younger Involved in Fatal Crashes	12	20	13	7	8		
	5-year moving average	13	14	14	13		14	12
10	Pedestrian Fatalities	26	36	27	33	17		
	5-year moving average	24	26	28	29		27	28
11	Seat Belt Use Rate	92%	90%	91%	91%	92.4%		
	5-year moving average	91%	90%	91%	91%		91%	91%
12	Distracted Driving Related Crashes	166	150	212	224	180		
	5-year moving average ⁴		150	163	184		184	186
13	Bicycle Fatalities	3	3	2	5	5		
	5-year moving average	2	2	3	3		2	4

¹ Sources: Fatal Analysis Reporting System (FARS), Crash Analysis Reporting System (CARS)

² Progress only available through November 30, 2018.

³ Mileage death rate for 2017 is based on estimated 2017 vehicle miles traveled (VMT) data. Mileage death rate for 2018 is pending actual 2018 VMT data, which should be released in spring 2019.

⁴ Data not available for 5 year moving average for distracted driving related crashes prior to 2015.

Traffic Records

Short-term performance goals:

- Coordinate the planning and development of Section 405(c) application;
- Convene a Traffic Records Coordinating Committee (TRCC) with a multidisciplinary membership;
- Coordinate the Strategic Plan and approved projects with the TRCC;
- Require performance measures and performance targets that demonstrate quantitative improvements; and
- Ensure Traffic Records Assessments are completed within five years of this application, including the recommendations and how each was addressed.

Long-term performance goal: Continue to support TRCC partners' efforts to upgrade existing traffic records systems and efforts to implement additional resources to further aid in accurate, timely, and complete data analysis.

Progress towards Goal: The Traffic Records Coordinating Committee met three times in FY 2017: October 18, 2017, April 24, 2018, and June 5, 2018. TRCC initiatives for this year included enhancing DelDOT's Crash Analysis Reporting System, increased submission of blood draw results in non-fatal crashes, and improving location data for traffic arrests.

Activity Measures⁵

- Number of impaired driving arrests made during grant-funded enforcement activities: 186
- Number of seat belt citations during grant-funded enforcement activities: 2,236 seat belt violations, 147 child restraint violations
- Number of speed citations issued during grant-funded enforcement activities: 6,506

Based on data-driven program area problem identification, and identified countermeasure strategies, OHS selects the planned activities and partners to participate in each planned activity with the objective of reducing crashes and achieving performance targets related to each program area. The countermeasure strategies were selected from proven countermeasure strategies from Countermeasures that Work, Uniform Highway Safety Program Guidelines, and NHTSA guidance. In areas where a performance target was not met, OHS will review the outcomes and results of planned activities to determine their overall effect on the right audience, if the funding allocation matched the weight of the problem and whether or not to continue similar planned activities in the future. OHS will adjust the Highway Safety Plan based on the assessment of the results.

⁵ Includes 402 Sub-grants and arrests made as part of mobilizations funded by 402, 405, 154, and 164.

Impaired Driving

The Office of Highway Safety coordinated the following programming initiatives in an effort to achieve our impaired driving prevention goals for FY2018.

Halloween Impaired Driving Team Patrols				
Project Code(s): AANH-6				
Funding was provided to New Castle County Police and Wilmington Police Department to provide Team DUI patrols in the vicinity of the Halloween Loop in Wilmington. This is a costumed pub crawl that patrons pay to participate and travel from establishment to establishment. In an effort to combat impaired driving, OHS funded team patrols for DUI enforcement in the surrounding areas. Enforcement Occurred on October 28, 2017, from 10 PM – 2 AM.				
Participating Agencies: New Castle County PD, Wilmington PD				
Hours Worked	Patrols/Checkpoints	Impaired Driving Arrests	Other	Total
16	2	0	16	16

November Checkpoint				
Project Code(s): AANH-2				
Five checkpoints were planned statewide on November 4, 2017. Data shows that November is one of the highest impaired driving crash months. Due to inclement weather, two of the checkpoints were canceled. Three checkpoints were held from 10 PM – 2 AM with a pre-checkpoint briefing held for officers participating in the checkpoint. Checkpoints were held in Newark, Seaford, and Fenwick Island, DE.				
Participating Agencies: Delaware State Police, Camden PD, Capitol PD, Clayton PD, Dagsboro PD, DATE, Delaware City PD, Delmar PD, Dover PD, Ellendale PD, Felton PD, Georgetown, PD, New Castle City, PD, New Castle County PD, Newport PD, Newark PD, South Bethany PD, Wilmington PD, and University of Delaware PD				
Hours Worked	Patrols/Checkpoints	Impaired Driving Arrests	Other	Total
288	3 checkpoints	1	32	33

November Impaired Driving Enforcement				
Project Code(s): AANH-3				
OHS provided funding for law enforcement to conduct team patrols for impaired driving on the Wednesday night before Thanksgiving, November 22, 2017. Six-hour patrols were conducted from 8 PM to 2 AM. Crash data shows that this date is a dangerous night on roadways due to impaired driving crashes. Officers were offered the opportunity to partner and conduct enforcement as a team. This allowed for a second officer to be available for				

difficult impaired driving arrests and an opportunity for an officer with more experience to provide training related to impaired driving arrest procedures to less experienced officers.				
Participating Agencies: Bridgeville PD, Camden PD, Cheswold PD, Clayton PD, Dagsboro PD, Dover PD, Elsmere PD, Felton PD, Georgetown PD, Harrington PD, Laurel PD, Lewes PD, Middletown PD, Milford PD, Milton PD, New Castle City PD, New Castle County PD, Newark PD, Newport PD, Rehoboth Beach PD, Smyrna PD, Wilmington PD, Wyoming PD, Delaware State Police				
Hours Worked	Patrols/Checkpoints	Impaired Driving Arrests	Other	Total
436.25	38	10	279	289

Safe Family Holiday Impaired Driving Enforcement				
Project Code (s): AANH-4				
Following the crash data that determines that this is one of the most dangerous times of the year, OHS participated in the Safe Family Holiday Campaign. As such, funding was provided for Impaired driving enforcement from 11/23/17 – 1/1/18 for four-hour patrols between the hours of 10 PM and 2 AM.				
Participating Agencies: Blades PD, Bridgeville PD, Camden PD, Cheswold PD, Clayton PD, Dagsboro PD, Delaware City PD, Dewey Beach PD, Dover PD, Ellendale PD, Elsmere PD, Felton PD, Georgetown PD, Greenwood PD, Harrington PD, Laurel PD, Lewes PD, Middletown PD, Milford PD, Millsboro PD, Milton PD, New Castle City PD, New Castle County PD, Newark PD, Ocean View PD, Rehoboth Beach PD, Smyrna PD, South Bethany PD, University of Delaware PD, Wilmington PD, Wyoming PD, Delaware State Police				
Hours Worked	Patrols/Checkpoints	Impaired Driving Arrests	Other	Total
1,924.5	431	72	2,421	2,493

February Impaired Driving Enforcement				
Project Code(s): AAME-1				
In an effort to combat impaired driving crashes, funding was provided for six-hour impaired driving team enforcement patrols on Friday, February 23 rd from 8 PM – 2 AM. Funding was based on analysis of crash data and distributed to agencies deemed most appropriate based on the crash data.				
Participating Agencies: Bridgeville PD, Camden PD, Cheswold PD, Clayton PD, Dagsboro PD, Elsmere PD, Felton PD, Georgetown PD, Harrington PD, Laurel PD, Middletown PD, Milford PD, Millsboro PD, Milton PD, New Castle County PD, Newark PD, Rehoboth Beach PD, Selbyville PD, Smyrna PD, Wilmington PD, Wyoming PD, Delaware State Police				
Hours Worked	Patrols/Checkpoints	Impaired Driving Arrests	Other	Total
373	32	5	261	266

Rt. 13 Border to Border – Impaired Driving Enforcement				
Project Code(s): AAMA-1				

The Delaware Office of Highway Safety joined law enforcement partners from Maryland to participate in a US 13 Border to Border Impaired Driving High-Visibility Enforcement event on March 16th and 17th, 2018. Delaware funded high-visibility enforcement patrols on March 16th, 2018. Checkpoints were held on the 17th.



Law Enforcement Participating in the Border to Border Impaired Driving Enforcement Initiative

Participating Agencies: Bridgeville PD, Delmar PD, Greenwood PD, Laurel PD, Seaford PD

Hours Worked	Patrols/Checkpoints	Impaired Driving Arrests	Other	Total
60	5	0	67	67

St. Patrick's Checkpoint

Project Code(s): AAME-2

St. Patrick's Day is a widely celebrated holiday and impaired driving crashes occur in higher numbers. High-visibility enforcement efforts were funded to deter impaired driving, and remove impaired drivers from Delaware roadways, funding was provided for law enforcement to conduct five checkpoints from 10 PM – 2 AM on Saturday, March 17th, 2018. Checkpoints were conducted in Wilmington, Bear, Camden, Rehoboth Beach, and Seaford. In addition, the checkpoints were part of a coordinated Border to Border effort with Maryland.

Participating Agencies: Cheswold PD, Capitol PD, Clayton PD, DATE, Delmar PD, Dover PD, Ellendale PD, Laurel PD, Lewes PD, Milford PD, Milton PD, New Castle County PD, Newport PD, Seaford PD, Selbyville PD, South Bethany PD, Wilmington PD, University of Delaware PD, Delaware State Police

Hours Worked	Patrols/Checkpoints	Impaired Driving Arrests	Other	Total
463	5 checkpoints	15	38	53

May Impaired Driving Enforcement				
Project Code(s): AAME-3				
Funding was provided for four-hour impaired driving saturation patrols from May 4 th – May 6 th , 2018 to coincide with the Cinco de Mayo holiday. This holiday is widely celebrated and impaired driving crashes increase around the holiday.				
Participating Agencies: Bethany Beach PD, Bridgeville PD, Camden PD, Clayton PD, Georgetown PD, Greenwood PD, Laurel PD, Lewes PD, Middletown PD, Milford PD, Millsboro PD, Milton PD, New Castle County PD, Rehoboth Beach PD, Smyrna PD, University of Delaware PD, Wilmington PD, Wyoming PD, Delaware State Police				
Hours Worked	Patrols/Checkpoints	Impaired Driving Arrests	Other	Total
265.5	56	8	315	323

June Impaired Driving Enforcement				
Project Code(s): ABAL-1				
During the summer months, Delaware Beaches are a popular destination for many in the Mid-Atlantic region. As a result, an increase in impaired driving arrests coincides with a large population vacationing to this region. To combat impaired driving, funding was provided for four-hour impaired driving saturation patrols to occur from June 21 st – July 2 nd from 8 PM – 3 AM.				
Participating Agencies: Bethany Beach PD, Bridgeville PD, Camden PD, Clayton PD, Dagsboro PD, Dewey Beach PD, Dover PD, Fenwick Island PD, Georgetown PD, Greenwood PD, Laurel PD, Lewes PD, Middletown PD, Milford PD, Millsboro PD, Milton PD, New Castle County PD, Newark PD, Ocean View PD, Rehoboth Beach PD, Seaford PD, Smyrna PD, South Bethany PD, Wilmington PD, Wyoming PD, Delaware State Police				
Hours Worked	Patrols/Checkpoints	Impaired Driving Arrests	Other	Total
618.25	148	19	794	813

July Checkpoint				
Project Code(s): AANB-1				
Over the past five years (2013-2017), during the month of July, there has been a total of 1,839 DUI arrests, 486 DUI-related crashes, and 24 DUI-related fatalities. OHS conducted aggressive enforcement and paid media messaging during the month of July to reduce these numbers. Three checkpoints were held statewide on Saturday, July 14 th , 2018 from 10 PM – 2 AM. Checkpoints were held in Wilmington, Smyrna, and Rehoboth Beach.				
Participating Agencies: Cheswold PD, Capitol PD, Clayton PD, Dagsboro PD, Delmar PD, Ellendale PD, Harrington PD, Laurel PD, Lewes PD, Middletown PD, Milford PD, Millsboro PD, Milton PD, New Castle County PD, Newark PD, Rehoboth Beach PD, Smyrna PD, South Bethany PD, Wilmington PD, University of Delaware PD, Wyoming PD, Delaware State Police				
Hours Worked	Patrols/Checkpoints	Impaired Driving Arrests	Other	Total
354	3 checkpoints	6	96	102

Delaware State Fair Impaired Driving Enforcement				
Project Code(s): AANH-5				
The Delaware State Fair is an annual event held this year from July 19 th – 28 th , 2018 in Harrington, DE. Funding was provided to the Harrington Police Department to conduct impaired driving enforcement during the evening hours of the State Fair. Funding was provided from July 21 st – July 30 th , 2018. Over the past five years (2013-2017) during the month of July, there has been a total of 1,839 DUI arrests, 486 DUI-related crashes, and 24 DUI-related fatalities. OHS conducted aggressive enforcement and paid media messaging during the month of July to reduce these numbers. To compliment the high-visibility enforcement of impaired driving during the Delaware State Fair, OHS also funded paid media messaging at the Fair.				
Participating Agencies: Harrington PD				
Hours Worked	Patrols/Checkpoints	Impaired Driving Arrests	Other	Total
80	20	6	160	166

July Impaired Driving Enforcement				
Project Code(s): ABAL-2				
Over the past five years (2013-2017) during the month of July, there has been a total of 1,839 DUI arrests, 486 DUI-related crashes, and 24 DUI-related fatalities. OHS conducted aggressive enforcement and paid media messaging during the month of July to reduce these numbers. Funding was provided for six-hour high-visibility saturation patrols and team enforcement on July 28 th , 2018.				
Participating Agencies: Bethany Beach PD, Bridgeville PD, Cheswold PD, Clayton PD, Dagsboro PD, Dewey Beach PD, Dover PD, Elsmere PD, Felton PD, Fenwick Island PD, Georgetown PD, Greenwood PD, Harrington PD, Laurel PD, Lewes PD, Middletown PD, Milford PD, Millsboro PD, Milton PD, New Castle City PD, New Castle County PD, Newark PD, Ocean View PD, Rehoboth Beach PD, Seaford PD, Selbyville PD, Smyrna PD, Wilmington PD, Wyoming PD, Delaware State Police				
Hours Worked	Patrols/Checkpoints	Impaired Driving Arrests	Other	Total
429	43	8	398	406

Drive Sober or Get Pulled Over				
Project Code(s): ABAL-3				
OHS participated in the NHTSA national mobilization “Drive Sober or Get Pulled Over”. Funding was provided for four-hour impaired driving enforcement saturation patrols from August 16 th – September 4 th , 2018 from 8 PM – 3 AM. In addition, OHS partnered with Maryland in their “Bay to the Beach” initiative and conducted saturation patrols on select roads that are highly traveled to the beaches in Maryland and Delaware. OHS also funded travel for Captain Glenn Dixon of the Delaware State Police Traffic Section to attend the GHSA conference and learn best practices and techniques that the Delaware State Police could apply to this and future enforcement initiatives.				

Participating Agencies: Bethany Beach PD, Blades PD, Bridgeville PD, Camden PD, Cheswold PD, Clayton PD, Dagsboro PD, DRBA PD, Dewey Beach PD, Dover PD, Ellendale PD, Elsmere PD, Felton PD, Fenwick Island PD, Georgetown PD, Greenwood PD, Harrington PD, Laurel PD, Lewes PD, Middletown PD, Milford PD, Millsboro PD, Milton PD, New Castle City PD, New Castle County PD, Newark PD, Ocean View PD, Rehoboth Beach PD, Seaford PD, Selbyville PD, Smyrna PD, South Bethany PD, Wilmington PD, Wyoming PD, Delaware State Police				
Hours Worked	Patrols/Checkpoints	Impaired Driving Arrests	Other	Total
1249.5	300	18	160	1653

September Checkpoint				
Project Code(s): ABAL-4				
As part of the “Drive Sober or Get Pulled Over” national mobilization and in conjunction with the Labor Day weekend, OHS funded three statewide checkpoints on Saturday, September 1 st , 2018. Checkpoints occurred in Newark, Dover, and Selbyville, DE.				
Participating Agencies: Cheswold PD, Clayton PD, Dagsboro PD, Delaware City PD, Delmar PD, Dover PD, DRBA PD, Ellendale PD, Frederica PD, Harrington PD, Laurel PD, Lewes PD, Middletown PD, Milford PD, Milton PD, New Castle County PD, Selbyville PD, Wilmington PD, Wyoming PD				
Hours Worked	Patrols/Checkpoints	Impaired Driving Arrests	Other	Total
371	3 checkpoints	7	56	63

DUI Specialist				
Project Code(s): AANO-1, ABAD-1				
OHS utilizes a part-time, casual/seasonal position to act as the liaison between DUI offenders and the DUI treatment program providers. This position investigates complaints made by offenders and determines the appropriate path forward. This position’s primary responsibilities include conflict resolution and direction to appropriate resources. No funds were used from ADDS-1.				

DUI Tracking System				
Project Code(s): AANI-1, ADAF-1				
The DUI Tracking System follows the progress of impaired driving offenders from the point of interaction with the court or the DMV and follows them through the completion of their mandated education or treatment program. This system requires a regular maintenance contract as well as monthly fees for hosting the virtual server. The state’s Department of Technology and Information manages the system. There were enough funds in AANI-1 to cover the project costs. Therefore, no funds were used from AAMB-1, ABBG-1, ABAC-1.				

DUI Court Transdermal Alcohol Monitoring Device
Project Code(s): AANM-1
In support of the DUI Court project, OHS agreed to fund the transdermal alcohol monitoring devices (TAD) needed for the DUI Court participants. These units are attached at the ankle of the offender and monitor for any alcohol use. The units are rented and tracked to a specific offender. While the DOC uses these units for a variety of offenders, OHS only supports the devices needed for the DUI Court participants. In addition, OHS funded the overtime costs of Probation and Parole officers to conduct Saturday testing as part of the random urine screenings that all DUI Court participants must do. There were enough funds in project code AANM-1 to cover project costs, therefore, no funds were used from project code ABAH-1.

Delaware State Police Blood Draw Program
Project Code(s): AMGA-1
In FY2018, OHS provided funds to the Delaware State Police to continue a contract for phlebotomy services associated with impaired driving cases. Because of legal concerns, some hospitals have refused to draw blood for the purposes of a DUI prosecution even when the officer has a warrant. The BAC is a valuable piece of evidence that wins trials and holds Impaired-driving offenders accountable for their criminal behavior.

Traffic Safety Resource Prosecutor Program
Project Code(s): ABAK-1, AAMF-1, AAKF-1, AANA-1, AAMC-1
For ten years, the Traffic Safety Resource Prosecutor has brought agencies together to establish good working partnerships, create efficiencies, and establish long-term solutions to various prosecution and enforcement issues related to traffic safety. During FY2018, Barzilai Axelrod was Delaware’s TSRP. Barzi keeps the Office of Highway Safety staff, law enforcement, and other partners current on relevant case law. He provides research and information for potential highway safety legislation, such as changes to Delaware’s impaired driving law. He also provided training on a variety of traffic safety-related topics to law enforcement and prosecutors. Barzi serves as the lead prosecutor for the New Castle County DUI Court. Additionally, Barzi has been working with the DSP Crime Lab to transition the state to the Intoxilyzer 9000. This transition should occur in FY2019. The TSRP team consists of the TSRP and two additional attorneys across the state to assist with vehicular assault and fatal cases, DUI investigations/prosecutions, and with training initiatives. In addition, two paralegals are assigned to the team to assist with coordinating case materials and training materials.
In FY2018, the TSRP team conducted or participated in the following: <ul style="list-style-type: none"> ● Participated in several committees and task forces <ul style="list-style-type: none"> ○ DUI Court Steering Committee ○ Statewide Impaired Driving Prevention Taskforce <ul style="list-style-type: none"> ▪ Prescription Drug Use/Driving Subcommittee ▪ Ignition Interlock Subcommittee ▪ Legislative Subcommittee ○ Strategic Highway Safety Plan committee

- Adult Use Cannabis Task Force
- Advisory Council on Connected and Autonomous Vehicles (CAV) subcommittee meeting
- Lead prosecutor for DUI court New Castle County
- Attended DUI Court Training (conducted by NCDPC)
- Attended the National IACP / DRE conference, Nashville, TN
- Attended National TSRP Conference – San Antonio, TX
- Attended the Lifesavers Conference in San Antonio, TX
- Attended the AAA – DRE Training in Baltimore, MD
- Participated in SFST training
- Participated in ARIDE training
- Taught DUI legal updates at the Delaware State Police Academy
- Conducted Cops in Court training programs (curricula from NTLC)
- Implemented new DOJ Procedures for traffic-related prosecution
- Participated in several high profile traffic safety cases
- Provided in-house training to prosecutors about recurring issues in impaired driving cases
- Provided DUI Legal Issues training to various police departments
- Conducted Mock Testimony Hearing with DFS Analyst for training purposes.
- Acted as an on-call resource for law enforcement officers investigating vehicular fatalities.
- Took Deputy Attorney Generals on a tour of the Crime Lab

In addition to the above, the TSRP also sits as the second chair on many vehicular assault and vehicular homicide cases. Also, the TSRP frequently responds to the site of fatal vehicle crashes to gain first-hand knowledge from the Crash Reconstruction Unit. No funds were used from project codes ACAE-1 and ABBC-1.

DUI Court

Project Code(s): ABAE-1

OHS funded the travel and training of the core team of the Kent County Court of Common Pleas DUI Court to attend the National Association of Drug Court Professionals (NADCP) Training.

Delaware created a legislative subcommittee to the Statewide Impaired Driving Taskforce. The subcommittee was established to explore the possibility of expanding the pilot DUI Court. The pilot DUI Court is located only in New Castle County and is only available to Delawareans living within the County limits. DUI Court expansion to Kent County began in February 2018. Funds were used to pay the salary of the newly created DUI Court Coordinator and the RANT assessment used for screening potential DUI court participants. No funds were expended during this project period in project code AAMH-1.

Alcohol-Impaired Driving Travel/Training
Project Code(s): AANL-1
In FY2018, OHS supported multiple training initiatives by providing manuals and training supplies, making facilities available, and when appropriate, providing meals during the training periods. These training initiatives included SFST full courses held within police academies in Delaware; SFST refresher courses held at the State Police Academy and local police departments across Delaware; In addition, funds were used to send the Delaware State Police Forensic Chemist to the Intoxilyzer User Group Training in San Antonio, TX. This training will be a great benefit as Delaware transitions to the Intoxilyzer 9000. No funds were used from project codes ABTR-1, AANM-1.

Impaired Driving Travel/Training
Project Code(s): AAKG-1
In FY2018, OHS supported multiple training initiatives by providing manuals and training supplies, making facilities available, and when appropriate, providing meals during the training periods. These training initiatives included SFST full courses held within police academies in Delaware; SFST refresher courses held at the State Police Academy and local police departments across Delaware; 3 ARIDE courses were held; and Cops in Court sessions were held in New Castle County. Funds were used to send the Delaware State Police Crime Lab Director to the IACP Training Conference on Drugs, Alcohol, and Impaired Driving. All blood draws from DUI investigations are sent the DSP Crime Lab for analysis. No funds were used from project codes AANG-1, ABBE-1, ADAD-1.

Drug Recognition Expert Program
Project Code(s): AAKB-1, AAND-1, AAKE-1
<p>During FY2018, Lt. Andrew Rubin of the Newark Police Department served as the Delaware DRE Coordinator helping promote exceptional growth of this program. Andrew was assisted by Cpl/3 Roy Bryant of the Delaware State Police. Andrew and Roy have enthusiastically taken on the role working to involve DREs in more Drugged Driving evaluations and arrests. In FY2018, Delaware had 35 DREs and conducted more than 200 evaluations. To help further grow the DRE program, the emphasis was placed on getting officers who may be interested in becoming DREs trained in ARIDE and to train additional DREs to become DRE instructors to assist with future DRE Schools.</p> <p>In FY2018, one DRE class was sponsored in January. OHS funded the training and certification of 15 DREs in the DRE class. OHS funded the travel of 15 DREs to attend the annual DRE Conference. OHS also funded equipment and additional training needs during the fiscal year.</p> <p>Lt. Rubin received funds from the State of Delaware Special Law Enforcement Assistance Fund to purchase electronic tablets and use a comprehensive data collection and reporting tool designed to improve the management and monitoring of a state’s DRE program. This tool was developed by the Institute for Traffic Safety Management and Research (ITSMR) and</p>

serves as a statewide data tracking system for the DRE program, providing in depth information and data analyses in the area of drugged driving. The three components include: tablet and web applications for data collection, a database to capture evaluation & toxicology data, and a reporting & query tool. Funds were used to help purchase tablets and accessories and provide training for the use of the tablets.



Delaware DRE Officers Receiving Training on the Electronic Tablet System

OHS funds overtime for a DRE officer that responds to a call out. This allows DREs from across the state to assist other agencies that may not be a part of their jurisdiction. Additional efforts have focused on educating law enforcement across the state about the DRE program and encouraging officers to call for a DRE when drug-impaired driving is suspected. No funds were used from ABBB-1, ADAB-1.



Lt. Andrew Rubin, Delaware DRE Coordinator

Impaired Driving Enforcement Equipment

Project Code(s): AANE-1, AAMX-1, AANK-1

In FY2018, OHS funded and supplied law enforcement agencies statewide with necessary pieces of impaired driving-enforcement equipment. This included Checkpoint StrikeForce equipment, blood collection kits which were purchased and distributed by the Delaware State

Police Crime Lab and additional blood collection vials which were purchased so that a second tube of blood can be collected for additional testing if necessary. OHS also funded the purchase of dry gas cylinder tanks used for the calibration of PBTs as well as PBTs for law enforcement statewide that receive project funding for impaired driving mobilizations. OHS did not use funds from ACAD-1, and ABBF-1.

Division of Forensic Training & Consultation

Project Code(s): AAKI-1

The Division of Forensic Sciences (DFS) conducts blood analysis in suspected drug-impaired DUI cases. The DFS used funds to obtain training and consultation from Agilent Technologies to develop new methods of analysis. Currently, the laboratory does not have a sensitive method to confirm amphetamine and methamphetamine. Both of the substances fall under Delaware’s zero tolerance DUI laws. In addition, training will assist the research analyst in developing an improved benzodiazepine confirmation method. Prior to the consultation, the lab was only able to confirm 3 of the 20 plus benzodiazepines available. Training and consultation allowed the lab to develop new methods of analysis for their DUI casework.

Drug Impairment for Educational Professionals (DITEP)

Project Code(s): AAKZ-1

OHS partnered with Delaware DREs to conduct Drug Impairment Training for Educational Professionals (DITEP) as part of the “Current Issues in Driver’s Education Course” to be held for the driver’s education instructors as part of their required professional development hours. The course took place August 6-8, 2018. This course reached driver’s education instructors and aided them in assessing drug/alcohol impairment in students which will allow driver’s education teachers to better recognizing the signs of impairment before allowing their students to participate in the driving portion of the curriculum. No federal funds were used for this project.

Anticipated Projects

Project Code(s): AANX-1, ADAG-1

OHS uses a project proposal method to receive funding requests throughout the fiscal year. These requests are typically funded by Section 402 money, but due to the number of impaired driving-related requests received, some additional funding is appropriate to ensure critical impaired driving projects have the opportunity for implementation. These project lines are a holding place for the funds until new projects are created and the funds are moved. Therefore, no funds were spent from AANX-1 or ADAG-1 in FY2018.

Impaired Driving Paid Media

Project Code(s): AAKC-1, AABD-1, ADAA-1, ABAJ-1, ACAF-1

The Office of Highway Safety coordinated several outreach campaigns to support impaired driving programs as follows:

Your Night Redefined

Building off previous successful campaigns, OHS continued the use of the media theme of “Your Night Redefined” for FY2018 and distributed its message through these diverse channels:

- Cable/network TV
- Movie theater video advertising
- 30-second radio (terrestrial and internet) statewide
- Ride coupon partnership
- Digital Display Banners – AdTheorent, Sito Mobile, Valassis
- Pandora – 15-second videos, 30-second audio and banner Ads
- Facebook/Instagram newsfeed Ads and video Ads
- I-95 tall digits billboard
- Bar/restaurant coasters; Bar/restaurant posters statewide
- Liquor store floor graphics
- Posters and Mirror clings placed in bars/restaurant restrooms statewide
- Hispanic print
- Corporate Partner engagement and collateral distribution



New DUI Paid Media Concept Facebook Ad

Checkpoint StrikeForce (CPSF)

In addition to our DUI paid media effort, CPSF is preceded and followed by media advisories. Media interests in DUI checkpoints tend to be significant, providing earned media. Additionally, social media posts are used to announce the CPSF effort.



DUI Checkpoint in Dover

Wilmington Blue Rocks

The Wilmington Blue Rocks are the Single-A affiliate of the Kansas City Royals, drawing over 249,000 fans during the summer. The impaired driving message was seen at each Blue Rocks game through prominent outfield signage. In addition, Alliance Highway Safety staff were on-site to engage fans through interactive games and asking fans to sign the pledge to always have a sober driver.



Photos from University of Wilmington Blue Rocks Event

Delaware Blue Hens basketball

The Office of Highway Safety engaged college students at the University of Delaware through an on-site display at Blue Hens' Football and Basketball games. Students participated with interactive games, such as corn hole with impaired driving goggles, and were asked to sign a pledge to always have a designated driver.



Photos from University of Delaware Blue Hens throughout 2018

Delaware State Parks

The Delaware State Parks Concert series provided an opportunity to engage live music fans at summer concerts throughout various state parks. The concert series featured bands representing a wide variety of genres including; blues, classical music, country, and rock-and-roll. OHS was recognized as the title sponsor of the summer concert series. This provided messaging to be included on all advertising promoting the summer concert series and an on-site presence with signage at each event.



Photos from University of Delaware Blue Hens games throughout 2018

Delaware Fairs & Festivals

Alliance Highway Safety activated a display at twenty fairs and festivals, raising awareness of the dangers of impaired driving. The display included a 10' x 10' branded tent, tablecloth, and backdrop. Alliance staff engaged attendees through interactive games, such as corn hole with impaired driving goggles.

Delaware State Fair

The Delaware State Fair is a 10-day event held at the end of July. The fair features concerts, car racing, and carnival rides during this period. OHS received exposure through a 60' x 60' interactive booth display, providing an opportunity to engage attendees during the event. Alliance was on-site with Selfie Station, inflatable corn hole, and pedal karts. Attendees were encouraged to sign the pledge to always have a sober driver. NASCAR driver Ross Chastain and his show car were present during the fair, signing autographs and engaging fans about the dangers of impaired driving.



2018 Delaware State Fair Photos

NASCAR, Dover Speedway Contract


The Delaware Office of Highway Safety partnered with Delaware International Speedway, JD Motorsports, Ross Chastain, CSM, Alliance Sport Marketing, and Carvertise to raise awareness on important highway safety issues through the state's most visible sporting event.

High-visibility signage was placed throughout the speedway. A partnership with JD Motorsports and Ross Chastain provided the Protect Your Melon/Use Your Melon message on the vehicles driven by Ross Chastain during the Xfinity Racing Series race, as well as the Monster Energy Cup Series race. Ross also appeared at several community events during the week, promoting the safety message and his upcoming involvement in Delaware.

Grassroots marketing, through gas station advertisements, in-store posters, restaurant drink coasters, and roadside signs were distributed throughout the state, further strengthening the association between NASCAR and OHS.

During the race weekend, CSM provided a 100' x 100' interactive display in the Fan Zone. Fans could visit the display and participate in a number of interactive games and autograph sessions, providing staff to engage and reinforce the message.

Carvertise mobile marketing efforts involved 20 wrapped vehicles that traveled the state, reinforcing the message and partnership with Ross Chastain and NASCAR.



The Drive Sober Arrive Alive DE message at Dover International Speedway



OHS partnered with Carvertise to wrap cars with the "Use Your Melon" theme during Checkpoint StrikeForce

SoberLift Program – Delaware’s First Rideshare Discount Code Program

The Delaware Office of Highway Safety kicked off the SoberLift program over the July 4th weekend in 2018 to encourage safer commutes along the Delaware beaches including:

- Lewes Beach
- Bethany Beach
- South Bethany Beach
- Dewey Beach
- Rehoboth Beach
- Fenwick Island

In partnership with the ridesharing company, Lyft, OHS provided a limited number of Lyft codes providing free rides up to \$15 until 2 A.M. until July 7th, 2018. Codes were valid to use between 4 P.M. to 2 A.M. daily. To redeem the discount code, commuters texted "SoberLift" to 99000. OHS funding was used for press event efforts. All discount codes used were funded through donations from various partners.



SoberLift Kick off Press Event held at the Dewey Beach Starboard Restaurant

HSP Projects Not Implemented:

NASCAR Impaired Driving Enforcement
Project Code(s): AANH-1
This project was canceled due to other law enforcement commitments related to NASCAR. Participating agencies were unable to provide officers to work an impaired driving mobilization.
Participating Agencies: Dover PD, Delaware State Police

Impaired Driving Enforcement Recognition Ceremony
Project Code(s): ADRC-1
No funds were spent in this project line. Because OHS conducted an awards recognition ceremony during the Biennial OHS conference held during this fiscal year, OHS did not conduct a separate Impaired Driving Enforcement Recognition Ceremony. OHS plans to have a ceremony during FY2019.

24/7 Continuous Monitoring Program
Project Code(s): ABAF-1
A sub-committee of the Statewide Impaired Driving Taskforce was formed to explore the possibility of bringing a 24/7 Sobriety Program to Delaware. The sub-committee consisted of the Office of Highway Safety, State Police, local law enforcement, Department of Corrections, TSRP, Judicial representation, and legislators. It was determined that Delaware does not have the resources to commit to a 24/7 Sobriety Program at this time. No funds were spent during this fiscal year.

Judicial Outreach Liaison
Project Code(s): ACAB-1
In an effort to strengthen our partnership with the Judicial Division of the State of Delaware Courts, a Judicial Outreach Liaison position was created to establish a more thorough public understanding of traffic safety issues and the adjudication of motor vehicle cases. The JOL will focus efforts on impaired driving program areas and other highway safety program areas as needed to mobilize support OHS' traffic safety activities. The previous JOL has not been replaced during this fiscal year, therefore, no funds were used from ACAB-1.

Assessment of State Progress:

Performance targets are measured based on a five-year average and based on alcohol-related driving fatalities only. The target for 2018, using a five-year moving average trend-line, is 43. As of November 30, 2018, the five-year average is 35, with 15 in the current year. However, with many fatal crashes still pending, we will continue to closely monitor and analyze results. Although we are on pace to achieve our target, we know that there is more work to be done. We will continue to strive to improve the impaired driving picture in Delaware. We will continue to maintain a well-balanced, comprehensive approach to reducing impaired driving.

Occupant Protection

The Office of Highway Safety coordinated the following program initiatives in an effort to reach our occupant protection targets for FY2018:

March Occupant Protection Enforcement					
Project Code(s): BBAF-1, BAAG-1					
<p>Occurring March 21st– April 1st, 2018, this enforcement was built into the mobilization plan for FY2018 but focused solely on Occupant Protection, whereas other enforcements were done with the priorities of Occupant Protection and Speed together. Officers worked a four-hour patrol between 11 AM – 3 AM with an emphasis on nighttime seat belt enforcement. Next to CIOT, this was the highest producing enforcement in terms of seat belt violations. This enforcement was funded completely out of 405b.</p>					
<p>Participating Agencies: Bethany Beach PD, Bridgeville PD, Cheswold PD, Clayton PD, Delaware City PD, Dewey Beach PD, Dover PD, Elsmere PD, Felton PD, Fenwick Island PD, Georgetown PD, Greenwood PD, Harrington PD, Milford PD, Millsboro PD, New Castle City PD, New Castle County PD, Newark PD, Rehoboth Beach PD, Seaford PD, Selbyville PD, Smyrna PD, University of Delaware PD, Wyoming PD, Delaware State Police.</p>					
Total Hours	Total Patrols	Seat Belt Arrests	Child Restraint Arrests	Other Arrests	Total Arrests
609.5	148	294	10	885	1189

Click It or Ticket					
Project Code(s): BAAG-2, BAAH-1					
<p>The Office of Highway Safety and our partners coordinated another successful Click It or Ticket campaign from May 14th– May 28th, 2018. Officers worked a four-hour patrol between 11 AM – 3 AM with an emphasis on nighttime seat belt enforcement. The high-visibility enforcement, coupled with educational efforts, reached Delaware motorists to increase seat belt compliance. Law enforcement officers from 37 police departments participated in the statewide effort, conducting seat belt use patrols. The number of Child Seat Citations more than doubled to 38 from the prior year’s number of 15. In addition, Delaware participated in the NHTSA Border to Border activities with surrounding State law enforcement partners. Four police agencies participated in Border to Border on May 21, 2018 (4 PM – 8 PM) and they issued 38 citations for seat belt usage with two child restraints violations. Officers conducted nighttime enforcement and patrolled the state borders for seat belt violations to kick off the CIOT campaign. Please note the Border to Border citation numbers are included in the chart below. The campaign was funded entirely from 405b.</p>					
<p>Participating Agencies: Bethany Beach PD, Blades PD, Bridgeville PD, Camden PD, Capitol PD, Cheswold PD, Clayton PD, Delaware City PD, Dewey Beach PD, Ellendale PD, Elsmere PD, Felton PD, Fenwick Island PD, Georgetown PD, Greenwood PD, Harrington PD, Kenton PD, Laurel PD, Lewes PD, Middletown PD, Milford PD, Millsboro PD, Milton PD, New Castle City PD, New Castle County PD, Newark PD, Ocean View PD, Rehoboth Beach PD, Seaford PD,</p>					

Selbyville PD, Smyrna PD, South Bethany PD, University of Delaware PD, Wilmington PD, Wyoming PD					
Total Hours	Total Patrols	Seat Belt Arrests	Child Restraint Arrests	Other Arrests	Total Arrests
1323.5	328	872	38	1554	2464

Seat Belt Survey
Project Code(s): OHSS-1, BEAG-1, SRVA-1
<p>OHS used the same survey design as the previous year to comply with NHTSA survey guidelines. OHS utilized six retired law enforcement officers to conduct the observational surveys at 48 selected sites, while The University of Delaware assisted OHS with the data analysis. OHS again partnered with In3, affiliated with Purdue University, to complete an app update for surveyors conducting the observational fieldwork. This provided efficiency and accuracy with reporting data. Additional data was collected this year to record the type of vehicle (ex. car, SUV, truck, and minivan) as a recommendation from Delaware’s 2018 Occupant Protection assessment. The data found that SUVs were the vehicle with the most observed compliance, while pickup trucks had the lowest compliance. This information was shared with our public relations group to assist in marketing for occupant protection. Based on the analysis from the Statewide Observational Seat Belt Use Survey conducted in June 2018, Delaware’s seat belt use rate is currently 92.4%. This has been submitted to NHTSA and verified by NCSA. According to the National Occupant Protection Use Survey (NOPUS), the national seat belt use rate is 89.7% in 2017. Thus for the fifteenth year in a row, Delaware’s seat belt use rate has exceeded the national use rate.</p>

Fitting Station Coordinators
Project Code(s): BBAG-1, BAAE-1, BEAC-1
<p>Since 2002, OHS has operated two to three child restraint fitting stations across the state where parents, guardians, grandparents, and caregivers can go for a free service to have their car seats checked for correct installation. OHS currently operates three fitting stations with various hours every week. These fitting stations are located at Wilmington DMV, Dover DMV, and Delaware State Police Troop 7 in Lewes, Delaware. In FY2018, OHS Fitting Station Coordinators checked 795 seats at these locations.</p> <p>In addition, OHS technicians provided education and outreach about child passenger safety and our fitting stations to parents and caregivers at a number of community events including National Seat Check Saturday, New Castle County Head Start locations, school health fairs, Delaware Adolescent Program, Inc., Delaware Early Childhood Center, Safe Summer Day, Safe Kids activities, Parents as Teachers, Bundles for Babies, Dover Air Force Base, Children's Choice, Division of Public Health Office of Women’s Health, La Red Health Center, Bethany Beach EMS day, Hartly Family Learning Center, monthly infant care classes at Kent General Hospital, and several daycares and doctor offices throughout Delaware. A total of 104 seats were checked at the events over the course of FY2018.</p>

OHS fitting station instructors Larry Kelley and Shannon Powers taught for two Safe Kids Child Passenger Safety Technician (CPST) four-day classes, in March and September. Classes were held in two counties and a total of 27 technicians were certified. A third scheduled class in May in Sussex County was offered but canceled due to low registration. In FY2018, Delaware had approximately 98 certified technicians and 9 certified instructors. This is a slight increase in the number of certified techs from FY 2017.

As a result of a grant that Delaware Health and Social Services (DHSS) received and their subsequent partnership with Delaware Safe Kids, OHS provides free installation of car seats to low-income families. The seats are provided by DHSS through their grant funds. Needy families are sent to OHS with a voucher for a car seat and OHS car seat technicians install the seats for these families. In FY2018, OHS distributed and installed 48 of these seats to families in need. Families who didn't qualify for a seat via the Safe Kids program but were still in need of a car seat were provided a seat through OHS' car seat program. OHS distributed 34 seats through this program in FY2018.

Fitting Station Supplies

Project Code(s): BAAF-1, BEAD-1, BEAE-1

OHS purchased supplies to support the needs of the Fitting Station Coordinators and maintain the child passenger safety program. Supplies include items such as car seats, noodles, Latch manuals, training materials, educational materials, and other items as needed. No funds were used from BEAD-1, and BEAE-1.

Occupant Protection/CPS Training Initiatives

Project Code(s): BBAI-1, BAAJ-1, BEAH-1, BBAL-1

OHS sent CPS instructors Shannon Powers, Sarah Cattie, Larry Kelley, Aubrey Klick, and Mary Ann Crosley to the Kidz in Motion Child Passenger Safety Conference in Broomfield, Colorado.

As part of the OHS plan to recruit and retain more child passenger safety technicians, OHS funded the fee for five State Troopers to attend the child passenger safety technicians course. OHS also funded the recertification fee for two of DSP's active instructors. OHS has developed a strong child passenger safety partnership with Delaware State Police. Troopers from the Community Services Unit in all three counties are now offering car seat checks to the public by appointment. OHS worked with La Red Health Center to get employees certified as bi-lingual CPS technicians. Three employees from La Red were funded by OHS and completed the certification course. No funds were used from BEAH-1, and BBAL-1.


OHS also supported Aubrey Klick in funding her certification as an instructor. Aubrey has been a volunteer for Delaware's CPST program and has been hired (as of October 2018) as the new Fitting Station Coordinator for Kent/Sussex Counties.

For the January 2018 course, OHS funded two Millcreek Firefighters to become CPSTs as part of an agreement for free use of the fire station facilities for the four-day course.

Click 4 Life
Project Code(s): BBAM-1
OHS partnered with Smart Drive to conduct a program led by a student leadership group in seven high schools. Students collected data on seat belt use and cell phone use from their peers through visual inspections of the vehicles of schoolmates arriving to and leaving school. The students then started a two-week in-school campaign to promote seat belt use amongst their peers. Peers were asked to make an online pledge to use seat belts every time. The education campaign took the form of one-on-one, small group, and large group discussions by members of the student leadership group. Students used digital and printed educational tips. Following the campaign and pledge period, student leaders again collected data on seat belt use and drivers using cell phones while driving to determine campaign effectiveness and shared with the school administration. Student leaders used data to support further education efforts. The goal was to motivate more teens to wear seat belts every time they drive or ride.

Occupant Protection Program Assessment
Project Code(s): OHAS-1
This project funded the Occupant Protection Assessment that was held in Delaware January 21 st – January 26 th , 2018. This voluntary assessment brought a team of national highway safety experts to evaluate our Occupant Protection program and provide recommendations to improve our methods and increase the seat belt survey percentage. Many of the recommendations were put into place or are planned to be implemented in FY 2019.

Occupant Protection Paid Media
Project Code(s): OCHT-1, BEAO-1, BEAA-1, BEAI-1, BCAA-1
The Office of Highway Safety coordinated several outreach campaigns to support Occupant Protection programming initiatives, as follows:
<p><u>Click It or Ticket efforts</u></p> <p>Click It or Ticket paid and earned media efforts targeted males age 18 to 34. OHS used broadcast and digital audio spots, and banner Ads, Facebook promoted posts, YouTube videos, Clear Channel and Premium outdoor billboards, and additional paid media efforts as summarized below:</p> <ul style="list-style-type: none"> • Cable TV– Statewide coverage on networks targeting males 18-34 Rural, African- American focus on BET, CMDY, ESPN, FX, MTV, SPK, TOON, TRU, USA • iHeart & Spotify (Programmatic Buy); DE State :15 Audio and companion banners • Goodway– banner Ads • YouTube– video and companion banner • Outdoor – 6 Billboards • Gas Pump Toppers and Squawkers • El Tiempo Hispano newspaper half page ad



OHS advertisements during Click It or Ticket Mobilization

Delaware State Parks

Delaware State Parks draws over 3.5 million visitors during the summer months at Cape Henlopen State Park, Delaware Seashore, Fenwick Island State Park, and Killens Pond Water Park. Delaware Office of Highway Safety received prominent signage in each of these venues through Lifeguard Stand Signs placed in each location.



OHS Signage in Delaware State parks and beaches on lifeguard stands

NASCAR, “Protect Your Melon”

A full week of appearances around the state culminated in the spring Dover International race weekend. Race fans of all ages packed into the “Protect Your Melon” display to receive messaging about always buckling up and staying safe on the roads. Hundreds of fans also helped spread the message to Arrive Alive on social media, furthering the reach of the campaign beyond just the on-site events and activities.

Youth Baseball and Softball League Tour

Alliance Highway Safety coordinated a twenty outreach events with youth baseball and softball leagues in Delaware. Alliance staff activated a display that included a 20’ inflatable speed pitch machine, 10’ x 10’ tent, tablecloth, and backdrop. Tweens were encouraged to stop by the display and test their throwing speed on the speed pitch and were reminded of the need to always wear their seat belt when in a vehicle and the importance of riding in the back seat.



Photos from 2018 Baseball & Softball Mobile Tour

Child Passenger Safety (CPS) Awareness Week efforts

In coordination with Child Passenger Safety Week, OHS funded several paid media initiatives to promote Child Passenger Safety awareness and OHS fitting stations. OHS ran 30-second radio advertisements statewide, print Ads in local publications, display banner Ads, and Facebook Promoted Posts. OHS was scheduled to participate in a Seat Check event but it was canceled due to the weather.

- Print – DE State News Health Fair issue
- Print – El Tiempo Hispano (Spanish version)
- Print – Metro Kids Back to School issue
- Radio – WXCX, WKDB (Spanish), WZEB
- AdTheorent – banner Ads targeting parents of children 12 and under – state of DE
- Facebook/Instagram – newsfeeds targeting parents of children 12 and under – state of DE

Additionally, OHS held a Child Passenger Safety Week Twitter chat that gained popularity on the social media app.



HSP projects not implemented:

Law Enforcement Equipment
Project Code(s): BEAB-1
The funds for this project were re-allocated to support another Occupant Protection project.

Anticipated Projects
Project Code(s): BEAF-1
The funds for this project were re-allocated to support another Occupant Protection project.

Assessment of State Progress:

Performance targets are measured based on a five-year moving average (2014-2018). The targets for this year include the following:

- To maintain statewide seat belt compliance from the five-year average use rate of 91% by December 31, 2018.

The five-year average use rate remained at 91%. Additionally, the observational seat belt survey for FY2018 determined a 92.4% statewide seat belt use rate.

- The second target was to complete CY2018 with a five-year average of 28 unrestrained passenger fatalities.

As of November 30, 2018, the five-year average is 31 unrestrained fatalities, thus not meeting our target for unrestrained fatalities. OHS continues to place a high priority on occupant protection projects. The projects funded in FY2018 supported Delaware’s continued designation as a high belt use state that exceeds the national average. OHS will continue high-visibility enforcement, paid media efforts, and other projects focused on increased belt use among the high-risk population, in an effort to meet our target for unrestrained passenger fatalities.

Speed Management

In FY2018, the Office of Highway Safety continued its combined efforts regarding enforcement of speed and occupant protection related violations. OHS law enforcement partners expressed frustration at not being able to fill multiple OHS enforcement shifts due to lack of manpower, competing schedules, and an abundance of overtime jobs. In an effort to work with our partners, OHS combined OP and speed enforcement campaigns to avoid multiple campaigns running at the same time and extended the enforcement period to allow for more opportunities to work shifts during the mobilization. OHS reviewed crash data and found that those that exhibit high- risk behavior by speeding often are not buckled up when they crash.

The Office of Highway Safety coordinated the following programming initiatives in an effort to reach our speed and other aggressive driving prevention goals for FY2018:

Occupant and Speed Enforcement Campaign
Project Code(s): OHOS-1, OHOS-2, OHOS-3, OHOS-4, OHOS-5
These projects will be discussed in detail under the Police Traffic Services.

Speed Paid Media
Project Code(s): OHSO-1
<p>OHS continued to incorporate the “speed” and “occupant protection” messages into one campaign for FY2018. Spun-off of the “Dave” Click It or Ticket promotion, a new campaign this year featuring the “Stu” character aimed at the 18-34 year old male demographic. In addition, we’ve updated our microsite and expanded our social media and PR efforts. Paid media included the following:</p> <ul style="list-style-type: none"> • Cable TV – networks targeting A 18-34 • :30 movie theater spots statewide • Radio – Country, Contemporary Hits and Rock formats statewide • Pandora internet radio :30 Audio, Banner Ads • Vevo – Desktop and mobile video Ads, geo: Delaware, M18-34, interest in Racing, Driving, Extreme Sports • Facebook/Instagram newsfeed Ads targeted to M18-34 in the State of DE with an interest in Racing, Driving, Extreme Sports • Valassis – geo-targeted Video & Banner Ads



Speed/OP marketing materials for FY2018

High School Speaker Series Tour

The Delaware Office of Highway Safety worked with Alliance Highway Safety to coordinate a 10-school speaker series tour. In-school assemblies were held with a nationally recognized safety speaker that discussed the dangers of speeding. Alliance staff was on-site at each school during the assembly to engage students through interactive displays and activities, including a driving simulator.



Photos from Delaware high schools Speaker Series Tour

Assessment of State Progress:

Performance targets are measured on a five-year average. The 2018 target was to decrease the 2013-2017 five-year average of 38 down to an average of 37. As of November 30, 2018, the five-year average is 37 speed-related fatalities. By combining Speed and OP dollars for paid media, OHS is able to have a broader paid media campaign allowing us to get our message out to a wider audience. OHS continues to fund high-visibility enforcement and assisted law enforcement with additional radar purchases to combat speed violations.

Pedestrian Safety

The Office of Highway Safety coordinated the following efforts in FY2018:

Fall Pedestrian Mobilization					
Project Code(s): OHPA-1					
October was the inaugural designation of Pedestrian Safety Month in Delaware. Mobilization efforts were made to promote education and awareness on pedestrian safety behaviors. This mobilization occurred between October 15 th and November 5 th , 2017 between 5 PM and 2 AM. Officers were allowed to work in teams of two (or single officer enforcements) for four hours. Officers were directed to approach pedestrians and provide them with a free reflective item to improve their visibility in dark or low-light conditions. Additionally, officers were directed to speak with pedestrians and provide them with safe walking tips.					
Participating Agencies: Dover PD, New Castle County PD, Newark PD, Rehoboth Beach PD, University of Delaware PD, Wilmington PD, Delaware State Police					
Hours Worked	Patrols/Team Enforcements	Pedestrian Arrests	Pedestrian Contacts	Other Arrests	Total Arrests/Contacts
460	70	123	1655	47	1825

Safe Family Holiday Pedestrian Mobilization					
Project Code(s): OHPA-2					
Winter months coincide with an increase in serious injury and fatal pedestrian crashes. OHS funded education and enforcement efforts from December 4 th – December 23 rd , 2017 between 5 PM and 2 AM, in an effort to reduce these crash types. Officers were asked to work in teams of two (or single officer enforcements) for four hours. Officers were directed to approach pedestrians and provide them with a free reflective item to improve their visibility in dark or low-light conditions. Additionally, officers were directed to speak with pedestrians and provide them with safe walking tips.					
Participating Agencies: Dover PD, Elsmere PD, Milford PD, New Castle County PD, Newark PD, Wilmington PD, Delaware State Police					
Hours Worked	Patrols/Team Enforcements	Pedestrian Arrests	Pedestrian Contacts	Other Arrests	Total Arrests/Contacts
411	100	42	563	67	766

Spring Pedestrian Mobilization					
Project Code(s): OHPE-1, OHPF-1					
From April 2 nd – April 22 nd , 2018, officers were allowed to work in teams of two (or single officer enforcements) for four hours. Officers worked between 5 PM and 2 AM and were directed to approach pedestrians and provide them with a free reflective item to improve their visibility in dark or low-light conditions. Additionally, officers were directed to speak with pedestrians and provide them with safe walking tips.					
Participating Agencies: Dover PD, New Castle County PD, Newark PD, Rehoboth Beach PD, Seaford PD, University of Delaware PD, Wilmington PD, Delaware State Police					

Hours Worked	Patrols/Team Enforcements	Pedestrian Arrests	Pedestrian Contacts	Other Arrests	Total Arrests/Contacts
483	103	35	2416	16	2517

June Pedestrian Mobilization

Project Code(s): OHPF-2

From June 5th – June 19th, 2018, officers were allowed to work in teams of two (or single officer enforcements) for four hours. Officers worked between 5 PM and 2 AM and were directed to approach pedestrians and provide them with a free reflective item to improve their visibility in dark or low-light conditions. Additionally, officers were directed to speak with pedestrians and provide them with safe walking tips.

Participating Agencies: Bethany Beach PD, Dewey Beach PD, Dover PD, Fenwick Island PD, Rehoboth Beach PD, South Bethany PD, Wilmington PD, Delaware State Police

Hours Worked	Patrols/Team Enforcements	Pedestrian Arrests	Pedestrian Contacts	Other Arrests	Total Arrests/Contacts
600.5	129	62	5540	102	5760

July Pedestrian Mobilization

Project Code(s): OHPF-3

From July 5th – July 19th, 2018, officers were allowed to work in teams of two (or single officer enforcements) for four hours. Officers worked between 5 PM and 2 AM and were directed to approach pedestrians and provide them with a free reflective item to improve their visibility in dark or low-light conditions. Additionally, officers were directed to speak with pedestrians and provide them with safe walking tips. This July mobilization focused on Delaware's Beaches. During the summer months, these areas experience a large influx of tourists who may not be familiar with Delaware's walking laws.

Participating Agencies: Bethany Beach PD, Dewey Beach PD, Fenwick Island PD, Rehoboth Beach PD, South Bethany PD, Delaware State Police

Hours Worked	Patrols/Team Enforcements	Pedestrian Arrests	Pedestrian Contacts	Other Arrests	Total Arrests/Contacts
260	57	0	5048	102	5124

September Pedestrian Mobilization

Project Code(s): OHPF-4

From August 27th – September 17th, 2018, officers were allowed to work in teams of two (or single officer enforcements) for four hours. Officers worked between 5 PM and 2 AM and were directed to approach pedestrians and provide them with a free reflective item to improve their visibility in dark or low-light conditions. Additionally, officers were directed to speak with pedestrians and provide them with safe walking tips.

Participating Agencies: Dewey Beach PD, Dover PD, New Castle County PD, Newark PD, Rehoboth Beach PD, University of Delaware PD, Wilmington PD, Delaware State Police

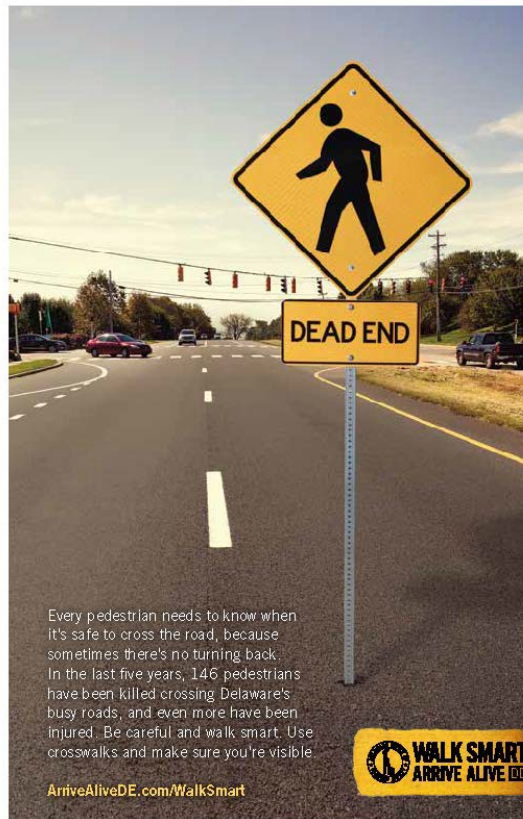
Hours Worked	Patrols/Team Enforcements	Pedestrian Arrests	Pedestrian Contacts	Other Arrests	Total Arrests/Contacts
352.5	76	18	3552	45	3691

Pedestrian/Non-Motorized Safety Paid Media and Outreach

Project Code(s): OHPM-1, OHPD-1, PEDA-1

OHS coordinated paid media efforts to support pedestrian safety programming efforts to include the following:

- Continuation of the “Dead End” concept
- Cable – 30-second spots geared to A 18+ statewide
- Gateway Transit– Bus shelters and interior cards
- Facebook/Instagram – newsfeed Ads
- Sito Mobile – display banners served to geo-fenced bus routes throughout DE
- Lifeguard stands– Cape Henlopen, Fenwick Island, and DE State Parks
- Jolly Trolley – panel on transit at the beach



OHS pedestrian safety messaging used in New Castle and Kent Counties

Again in 2018, OHS partnered with Ocean City, Maryland, using their “Cheswick the Crab” character to provide consistent messaging across the Southeastern Delaware/Maryland border. From Rehoboth Beach, DE to Ocean City, MD, the message was unified.



Media used specifically at Delaware's Beaches in partnership with the Ocean City Task Force

Endurance Races

Alliance Highway Safety had an on-site presence at two events. These efforts included a selfie station, where runners could share their accomplishments on social media, along with the safety message. Alliance interacted with both runners and attendees to raise awareness for pedestrian safety issues facing the community.



Photos from 2018 Delaware Endurance Events

Assessment of State Progress:

The goal of FY2018 is to finish CY2018 with a five-year average of 27 pedestrian fatalities. As of November 30, the five-year average is 28. 2018 projects to have a significant decrease in pedestrian fatalities, but remains a high priority area for OHS. OHS will continue to partner with various law enforcement along high crash roadways to communicate with pedestrians on proper walking behaviors. OHS will continue to evaluate paid media efforts and research additional communication efforts.

Traffic Records

Accurate, complete and timely traffic safety data is the cornerstone of the state’s highway safety program. Efforts are currently underway to make improvements and upgrades to existing records systems to ensure the data that is captured and used in resource allocation decision making is as accurate as possible. Problem identification remains a key function of the Office of Highway Safety. In order to ensure that the federal funds received by the state of Delaware are allocated in an efficient and effective manner, it is critical to review as much highway safety data as possible to determine the types of crashes that are occurring, where and when they are occurring and who is our target audience.

The Office of Highway Safety coordinated the following initiatives in an effort to reach our traffic records goals for FY2018:

TRCC Strategic Plan Implementation
Project Code(s): AALC-1, AALF-1
In FY2018 OHS continued to implement the updated Traffic Safety Information System Strategic Plan and goals of the TRCC. The plan outlines each of the six information systems’ (crash, roadway, vehicle, driver, enforcement/adjudication, and injury surveillance) status, goals/objectives (if appropriate), and performance measures (if appropriate). As noted below, the Office of Highway Safety implemented a number of programs to improve traffic records systems and our subsequent use of these systems to implement a comprehensive Highway Safety Plan (HSP). Funds were not spent from CACA-1.

E-Crash Quality Assessment/Control and Enhancements
Project Code(s): AALB-1, AALJ-1
The State of Delaware implemented an Electronic Crash Reporting System (E-Crash) in December 2009 and in 2010, the TRCC approved a project proposed by DeJIS and DSP to implement a QC/QA process to ensure that the reports submitted by state, county and local law enforcement are indeed as accurate as possible. Although the project continues, it has been scaled back. As system errors decrease, the need for intensive oversight also decreases. Funds were not spent from CABA-1.

Data Analyst Contract
Project Code(s): AALD-1, AALK-1
The Data Analyst is responsible for the analysis of a variety of highway safety data sets and for the target setting process. The Analyst is a full-time member of the OHS staff and provides valuable data analysis skills to the program managers to help identify priority areas, crash demographics, crash causation and crash location in order to prepare a comprehensive plan for the efficient use of federal safety dollars. The Data Analyst position is provided for via a contract with Whitman, Requart, and Associates. Funds were not spent from DATA-1.

CARS Enhancements
Project Code(s): AALH-1, AALG-1
The Crash Analysis Report System (CARS) is a crash database operated and maintained by the Delaware Department of Transportation. In FY2018, OHS provided funding to enhance the capabilities of this database including the purchasing of Oracle Spatial licenses, enhancing the user interface, and improving query and database update times. These updates will provide users quicker and more accurate data.

Traffic Records Forum
Project Code(s): TRFC-1
The Traffic Records Forum is a four-day conference sponsored by the Association of Transportation Safety Information Professionals (ATSIP) that focuses on improving data for highway safety professionals. Funding was used to send the Traffic Records Program Coordinator, Richard Klepner, to the 2018 conference in Milwaukee, Wisconsin.

HSP projects not implemented:

DeIDOT Road Inventory Data Collection
Project Code(s): AALH-1, AALG-1
This project was amended to support the CARS Enhancement project.

Anticipated Projects
Project Code(s): CBAA-1
Section 405C money was set aside for Anticipated Projects in FY2018. Because of previous year grant funds, no money was spent or re-allocated from this project.

Assessment of State Progress:

OHS is pleased to note that all of the FY2018 short-range traffic records goals were achieved or are underway. The TRCC continues to guide the efforts intended to improve the collection of data, including the enhancement of the automated crash report. We will continue to strive for improvement and further linkages in an effort to have the very best tools available for highway safety countermeasures selection and resource allocation decision making.

Motorcycle Safety



The Office of Highway Safety coordinated the following programming initiatives in an effort to reach our motorcycle safety targets for FY2018:

May Motorcycle Law Enforcement				
Project Code(s): OHMA-1				
OHS coordinated five motorcycle enforcement mobilizations during FY2018 during the warmer summer months. May is National Motorcycle Safety Awareness month and this enforcement and paid media efforts coincided with this program. The enforcement period occurred May 4 th – May 20 th , 2018. Officers worked in four-hour shifts from 12 PM – 10 PM.				
Participating Agencies: Bethany Beach PD, Bridgeville PD, Clayton PD, Dover PD, Georgetown PD, Kenton PD, Milford PD, Millsboro PD, New Castle County PD, Ocean View PD, Rehoboth Beach PD, Seaford PD, Wilmington PD, Delaware State Police				
Total Hours	Total Patrols	Motorcycle Arrests	Other	Total
91	22	21	289	310

June Motorcycle Law Enforcement				
Project Code(s): OHMA-2				
OHS coordinated five motorcycle enforcement mobilizations during FY2018 during the warmer summer months. June continues to see an increase in warm weather and associated motorcycle riders. The enforcement is a tool used to educate riders and motorists about safety behaviors. This was the final enforcement for the year with the assistance of municipal police agencies. This enforcement period occurred June 8 th – June 24 th , 2018. Officers worked in four hour shifts from 12 PM – 10 PM.				
Participating Agencies: Bridgeville PD, Clayton PD, Dover PD, Georgetown PD, Lewes PD, Milford PD, Millsboro PD, New Castle County PD, Newark PD, Ocean View PD, Rehoboth Beach PD, Seaford PD, Delaware State Police				
Total Hours	Total Patrols	Motorcycle Arrests	Other	Total
160.5	40	10	262	272

July Motorcycle Law Enforcement				
Project Code(s): OHMA-3				
OHS coordinated five motorcycle enforcement mobilizations during FY2018 during the warmer summer months. Delaware State Police was the only agency asked to participate in the July enforcement as OHS worked to phase out motorcycle enforcement. This enforcement occurred July 6 th – July 8 th , 2018. Officers worked in four-hour shifts from 12 PM – 10 PM.				
Participating Agencies: Delaware State Police				
Total Hours	Total Patrols	Motorcycle Arrests	Other	Total
56	10	0	98	98

August Motorcycle Law Enforcement				
Project Code(s): OHMA-4				
OHS coordinated five motorcycle enforcement mobilizations during FY2018 during the warmer summer months. August remains a high-visibility month for motorcycles on Delaware’s roadways. The Delaware State Police worked this enforcement and the traffic lieutenant assigned shifts based on high crash locations through data analysis. This enforcement occurred August 10 th – August 12 th , 2018. Officers worked in four-hour shifts from 12 PM – 10 PM.				
Participating Agencies: Delaware State Police				
Total Hours	Total Patrols	Motorcycle Arrests	Other	Total
160.5	40	10	262	272

Motorcycle Paid Media	
Project Code(s): AAGX-1, MCPA-1, OHMM-1	
The Office of Highway Safety coordinated the following paid media initiatives in an effort to reach our motorcycle safety targets for FY2018:	
Motorists	
<ul style="list-style-type: none"> • Outdoor – Billboards • 30-second slides at DMV facilities 	
Riders	
<ul style="list-style-type: none"> • Dealerships– Posters and pull up banners • Facebook/Instagram– Newsfeed Ads • Google/Bing Ads – Text Ads • Sito Mobile – mobile only banner Ads • Valassis – banner Ads 	
	
<p><i>Flier Focusing on Motorist (left) Portion of a rider safety checklist (right)</i></p>	

HSP projects not implemented:

September Motorcycle Law Enforcement
Project Code(s): OHMA-5
This project was canceled due to expected impacts from Hurricane Florence. This enforcement was scheduled September 13 th – September 16 th , 2018 to coincide with Ocean City Bike Week. This enforcement was canceled due to concerns for officer safety.
Participating Agencies: Bridgeville PD, Dover PD, Georgetown PD, Harrington PD, Milford PD, Millsboro PD, Ocean View PD, Rehoboth Beach PD, Seaford PD, Selbyville PD, Smyrna, PD and Delaware State Police

Assessment of State Progress:

Performance targets are measured based on a five year calendar average (2014 – 2018), the targets for this year included the following:

- The goal of FY2018 is to finish CY2018 with a five year average (2014-2018) of 15 motorcycle crash fatalities.

As of November 30, 2018, Delaware has met the five year average goal of 15 motorcycle fatalities. However, 2018 did see a significant jump in motorcycle fatalities from 10 in 2017 to 17.

- The goal of FY2018 is to finish CY2018 with a five year average (2014-2018) of 5 unhelmeted motorcyclist crash fatalities.

As of November 30, 2018, Delaware has not met the five year average goal for unhelmeted motorcyclist fatalities. Expectations were not met because of a 175% increase of unhelmeted fatalities between 2017 (4) and 2018 (11). Because of the generally low frequency of these types of fatalities, any variance from the average will cause significant adjustments to the five year average. Delaware will continue to monitor and adjust if a frequency increase becomes a trend.

Distracted Driving

The Office of Highway Safety coordinated the following programming initiatives in an effort to reach our distracted driving safety targets for FY2018:

Safe Family Holiday Distracted Driving Enforcement				
Project Code(s): OHDA-1				
OHS coordinated five distracted driving mobilizations, focusing on the illegal use of cell phones while driving. These five patrols occurred during the following months – November, January, February/March, April and July. The first enforcement was part of the Safe Family Holiday program and was promoted with other priority areas to encourage safe travel during the holidays. This enforcement occurred November 15 th – December 9 th , 2017. Officers worked in four hour shifts from 3 PM – 11 PM.				
Participating Agencies: Bridgeville PD, Dover PD, Elsmere PD, Georgetown PD, Harrington PD, Milford PD, Millsboro PD, New Castle County PD, Newark PD, Seaford PD, Smyrna PD, Wilmington PD, Wyoming PD, Delaware State Police				
Total Hours	Total Patrols	Cell Phone Arrests	Other Arrests	Total Arrests
282.5	64	115	382	497

January Distracted Driving Enforcement				
Project Code(s): OHDA-2				
OHS coordinated five distracted driving mobilizations, focusing on the illegal use of cell phones while driving. These five patrols occurred during the following months – November, January, February/March, April and July. This enforcement in January focused on winter driving and distraction from cell phones during inclement weather. This enforcement occurred January 6 th – January 20 th , 2018. Officers worked in four-hour shifts from 11 AM – 11 PM.				
Participating Agencies: Bridgeville PD, Cheswold PD, Dover PD, Elsmere PD, Georgetown PD, Milford PD, Millsboro PD, New Castle City PD, New Castle County PD, Newark PD, Seaford PD, Wilmington PD, Delaware State Police				
Total Hours	Total Patrols	Cell Phone Arrests	Other Arrests	Total Arrests
257	55	139	333	472

February/March Distracted Driving Enforcement				
Project Code(s): OHDA-3				
OHS coordinated five distracted driving mobilizations, focusing on the illegal use of cell phones while driving. These five patrols occurred during the following months – November, January, February/March, April, and July. This enforcement was a precursor to April's larger mobilization. Officers were encouraged to use teams to spot drivers using their cell phones while driving. This enforcement occurred February 27 th – March 16 th , 2018. Officers worked in four-hour shifts from 11 AM – 11 PM.				

Participating Agencies: Bridgeville PD, Dover PD, Elsmere PD, Georgetown PD, Greenwood PD, Harrington PD, Middletown PD, Milford PD, Milton PD, New Castle City PD, New Castle County PD, Newark PD, Ocean View PD, Seaford PD, Smyrna PD, Wilmington PD, Delaware State Police				
Total Hours	Total Hours	Total Hours	Total Hours	Total Hours
294.5	294.5	294.5	294.5	294.5

April Distracted Driving Enforcement				
Project Code(s): OHDA-4				
OHS coordinated five distracted driving mobilizations, focusing on the illegal use of cell phones while driving. These five patrols occurred during the following months – November, January, February/March, April, and July. April is National Distracted Driving Month and OHS encouraged teams and additional shifts for officers to cite and educate the public about distracted driving. Paid media efforts were increased during this period. This enforcement occurred April 12 th – April 29 th , 2018. Officers worked in four-hour shifts from 12 PM – 10 PM.				
Participating Agencies: Bridgeville PD, Cheswold PD, Clayton PD, Dagsboro PD, Delaware City PD, Dover PD, Elsmere PD, Felton PD, Georgetown PD, Greenwood PD, Harrington PD, Kenton PD, Middletown PD, Milford PD, Millsboro PD, New Castle City PD, New Castle County PD, Newark PD, Ocean View PD, Rehoboth Beach PD, Seaford PD, Selbyville PD, Smyrna PD, University of Delaware PD, Wilmington PD, Delaware State Police				
Total Hours	Total Patrols	Cell Phone Arrests	Other Arrests	Total Arrests
368.25	80	184	499	683

July Distracted Driving Enforcement				
Project Code(s): OHDA-5				
OHS coordinated five distracted driving mobilizations, focusing on the illegal use of cell phones while driving. These five patrols occurred during the following months – November, January, February/March, April and July. This was the final mobilization for distracted for the year. This enforcement occurred July 12 th – July 31 st , 2018. Officers worked in four-hour shifts from 12 PM – 10 PM.				
Participating Agencies: Bethany Beach PD, Dewey Beach PD, Dover PD, Elsmere PD, Fenwick Island PD, Georgetown PD, Kenton PD, Milford PD, New Castle County PD, Newark PD, Ocean View PD, Rehoboth Beach PD, Seaford PD, South Bethany PD, Wilmington PD, Delaware State Police				
Total Hours	Total Patrols	Cell Phone Arrests	Other Arrests	Total Arrests
287.25	73	120	361	481

Non-Conventional Vehicle Distracted Driving Enforcement				
Project Code(s): BUSA-1				
OHS partnered with Delaware State Police utilizing non-conventional vehicles to enhance enforcement methods. Funding was used to assess the viability, a test-run enforcement, and a high-visibility enforcement using non-police vehicles to spot and ticket distracted driving violations. These efforts occurred on March 29 th , April 12 th , and April 26 th , 2018. Officers worked a test-run from 1 PM – 4 PM, and then enforcements from 3 PM – 7 PM.				
Participating Agencies: Delaware State Police				
Total Hours	Total Patrols	Cell Phone Arrests	Other Arrests	Total Arrests
72	3	41	24	65

Newark Police Department Distracted Driving Enforcement				
Project Code(s): NDDM-1				
OHS worked with the Newark Police Department to fund enforcement focusing efforts towards distracted driving. Newark PD patrolled several locations with funding provided for team enforcement for three days. This mobilization occurred April 2 nd , - April 5 th , 2018. Officers worked in five-hour shifts from 10 AM – 3 PM.				
Participating Agencies: Newark PD				
Total Hours	Total Patrols	Cell Phone Arrests	Other Arrests	Total Arrests
30		29	31	60

Distracted Driving Paid Media
Project Code(s): OHDM-1
Using the “Don’t be the You You Hate” message, OHS Created a comprehensive campaign that persuades our target audience to not use hand-held devices while driving. The paid media plan included: <ul style="list-style-type: none"> • Gas pump talkers and squawkers statewide • 30-second radio spots – Country, Rock and Contemporary Hits stations statewide • Facebook/Instagram – mobile only newsfeed Ads • AdTheorent – mobile and desktop banner Ads targeting the state of DE, A 18-34



Assessment of State Progress:

The target for FY2018 was to complete CY2018 with a five year average of 184 cell phone- related crashes. As of November 30, 2018, the five year average is 186 crashes. Although the goal was not met, law enforcement is putting more of an emphasis on distracted driving and more distracted driving-related crashes are being captured. Distracted driving has become one of law enforcement's most high profile violations. The increase in overall enforcement of Delaware's cell phone law has made officers more vigilant in determining their use or involvement in motor vehicle crashes. OHS will continue to fund distracted driving enforcement and will target the locations, the months, days of the week, and times of the day when the crashes are more prevalent.

Young Driver Programs

Delaware has one of the strongest Graduated Driver Licensing (GDL) laws in the nation, containing most of the recommended components including: starting age of 16, a one-year permit process, 50 hours of supervised driving required, night-time driving restrictions, passenger and cell phone use restrictions, and mandatory seat belt use requirements. The GDL law was designed to give 16-year-olds who are applying for their driver’s license for the first time additional behind the wheel supervision beyond Drivers Education classes, to improve their driving skills, instill a sense of responsibility, sharpen their judgment, and promote strict observance of the rules of the road.

The law, passed in 1998 and took effect in July of 1999, increased the age at which a teen could apply for a driving permit from age 15 years and 10 months to age 16.

The Office of Highway Safety coordinated the following programming initiatives in FY2018:

GDL Program/Teen Driver Issues
Project Code(s): OHGD-1
This project was established in 402 to update the existing GDL Parent Orientation Program. It was discovered that the platform in which the GDL POP was designed is now out of date and not working with updated web browsers. Due to staffing changes, we did not complete this project during FY2018. Funding from this project was used to purchase Articulate software and fund online training for two staff members. The program manager plans to hire a company to assist with the completion of this project in FY 2019.

Choices Matter – High School Speed Program
Project Code(s): OHTS-1
OHS partnered with Alliance Highway Safety to conduct a campaign in high schools throughout Delaware focusing on speed reduction and increasing seat belt use amongst teen drivers. Using the “Slow Down, Buckle Up” message, an assembly with a topical speaker was followed by an outreach event at a football or a basketball game being hosted at the school. Cara Filler spoke at several schools with her impactful and emotional story about the choices that everyone makes when driving. The day before her 18 th birthday, Cara’s world was devastated and forever changed when her identical twin sister, Mairin, was killed in a high- speed car crash. After hearing Cara speak in school, the message was again shared with students on the field during football games. Another speaker was Chris Sandy – who served nine years in prison after he was convicted in the deaths of an elderly couple while he was driving impaired. He spoke about how his life and that of the victims’ changed due to his choices. The third speaker was David Francisco, a recent contestant from American Idol. While riding his bike, he was severely injury after being struck by a distracted driver. He shared his experiences of recovery and forgiveness of the driver that hit him and used music to engage the audience. Thirteen high schools participated in the campaign including; William Penn High School, Cab Calloway School of the Arts, Caesar Rodney High School, Al DuPont High School, Tower Hill High School, Seaford High School, Padua High School, Indian River High School, Mount Pleasant High School, Newark Charter High School, Wilmington Christian School, Milford High School, St. George’s Technical School.

Alliance Highway Safety also coordinated activities held at Cape Henlopen High School for the Slam Dunk to the Beach Basketball tournament under the Choice Matters program. Attendees signed pledge cards and had the opportunity to play pop-a-shot basketball and take selfies while hearing the “Choices Matter” messaging.

Safe Prom Ride

Project Code(s): AAME-1

The Delaware Office of Highway Safety partnered with the Division of Alcohol and Tobacco Enforcement to educate high school students about the dangers of drinking and driving during the Prom season. DATE offered limo rides to a select group of students at Cape Henlopen High and Sussex Central High Schools in a limo. A DATE officer drove the students in the limo to their prom and home. OHS paid for the overtime for the officers to participate in this program. The prominent display of the officers driving the limo was meant to get prom goers attention and encourage alcohol-free and responsible choices. The students were given paper materials from OHS regarding speeding and impaired driving messages. The students were chaperoned acted as school ambassadors for making smart choices.



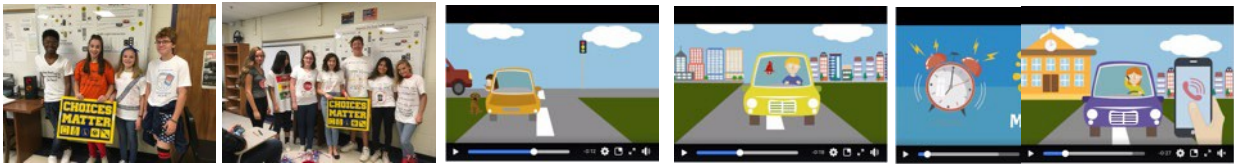
Students from Cape Henlopen High School with DATE Officers

Teen Driver Paid Media

Project Code(s): OHTM-1

Teen Driver Safety Tour

This program was designed to provide parents, caregivers, teachers, and safety advocates with the tools to help teen drivers get a safe start on the road. Alliance Highway Safety coordinated a week-long focus on teen driver safety with 61 high schools in Delaware. Each high school received signs and education materials to promote driving concerns focused on young drivers. One day during the week, School Resource Officers conducted a seat-belt check on students arriving at school. Students who were observed wearing their seatbelts were rewarded with lifesavers candy. Additionally, a statewide radio media buy through iHeart radio, featured student recorded 30-second commercials from 17 different schools. These recordings were also used to develop social media Ads.



Resources include materials for:


- Graduated Driver's (GDL) License online class
- Upkeep of microsite www.arrivealivede.com/Drive-Smart#intro
- Daily Facebook posts using NHTSA creative assets
- Promoted Facebook posts
- Instagram posts
- PSAs on Pandora and made available to schools for use on their PA systems that included messages about Distracted Driving, and Seat Belt Safety
- GDL flyers for distribution to driver's education programs
- Partnered with Safe Kids Delaware and distributed Teen Driver Safety Week Press Release resulting in multiple interviews for newspapers, radio, and television.



GDL Flyer

Delaware Driver Safety Education Association Sponsorship

The Delaware Driver Safety Education Association and the Delaware Department of Education held the 30th Annual Delaware Driver Education Competition event which invites all Driver Education teachers in the State of Delaware to each bring three students to compete for scholarships, trophies, and plaques. As part of this year's competition, sponsorships were attained to increase the number and amount of scholarships to be awarded. For 2018's event, there were just over 100 students participating. This is a fun day for everyone involved as the students meet other students from across the state and teachers have the opportunity to network with other driver education teachers. Students have the opportunity to compete against each other in three categories: a written test-based on the Delaware Driver Manual, a road skills test, and a driving skills competition. OHS was a sponsor of this event, supporting with printing costs for the project. OHS also had an information booth at the event featuring an interactive driving virtual reality program for students to see the effects of distracted driving.



Assessment of State Progress:

Performance targets are measured based on a five year calendar average. The target for FY2018 was to maintain the five-year average of drivers aged 20 or younger involved in fatal crashes at 14. As of November 30, 2018, the 2014-2018 five year average is 12. OHS believes that we will meet our goal. OHS and the Teen Driver Task Force completed many projects this fiscal year with an emphasis on young drivers and GDL requirements. Through the Teen Driver Task Force, all partners with teen driver safety emphasis are collaborating to give young drivers and their parents all of the tools they need to become a safe and responsible teen driver.

The Delaware Office of Highway Safety was pleased to be awarded funds through Ford's Driving Skills 4 Life. We partnered with the National Transportation Safety Board to hold a Global Youth Traffic Safety Month Event on May 22, 2018, at Polytech High School. The event was an opportunity to bring students currently in a Driver's Education course from each county in Delaware to promote safe driving geared towards the teenage audience. The program combined presentations from local law enforcement and safety advocates with interactive stations on an outside course to keep the teens interested and involved in each activity. Our office partnered with several agencies and groups – including the Department of Education, Delaware State Police, SmartDrive Foundation, NOYS, NTSB and, Ford Driving Skills 4 Life. Event fliers, agendas, and the OHS media advisory were sent to all Delaware media. We also used this program as an opportunity to award scholarships to the winners of a PSA program which were sponsored by Ford Driving Skills 4 Life prior to this event. Students had to work with their Student Resource Officer or local law enforcement as a consultant to be sure that the information they shared in the PSA was accurate in terms of the subject matter – how to handle a traffic stop.

FY2018

ADDITIONAL INITIATIVES

Planning and Administration

General Operating Expenses
Project code(s): OHHG-1
General operating expenses fund items and fees required for the operation of the office to include items like our storage unit, phone bills, copier, newspapers, personnel charges from the Office of Management and Budget, Messenger Services, FedEx, and memberships to organizations.

Office Supplies
Project code(s): OHHE-1
Throughout the year, the Office of Highway Safety purchases general office supplies to assist with the operations of the office.

Technology Initiatives
Project code(s): OHHH-1
The Office of Highway Safety utilizes technology enhancement funds to replace aging technology that no longer works and to upgrade technologies as necessary to maintain efficient operations.

Administrative Staff Salaries and Benefits
Project code(s): OHO2-1, OHA3-1
Salaries and benefits support the Accountant and the Administrative Specialist. The accountant is responsible for processing fiscal documents as required for the daily operations of the office, managing the agency timesheets and serving as the agency liaison with the Department's Fiscal and Human Resources Section. The accountant served as the agency captain for the State Employee Charitable Campaign (SECC) and the Department Chair for SECC. The Administrative Specialist is a part-time casual/seasonal position this year and is responsible for ordering public information materials, coordinating distribution of materials to increase public awareness, and assisting the Marketing Specialist with public information and education initiatives. The Administrative Specialist also provides administrative support to OHS staff and serves as the agency receptionist.

Travel and Training
Project code(s): OHHD-1
In FY 18, the Office of Highway Safety used travel and training funds to support OHS staff who attended training and conferences throughout the year or served on boards or committees requiring attendance.

Assessment of State Progress:

Planning and Administration projects contributed to efforts to meet state targets by providing administrative support, accounting support and funds necessary to support staff needs for task completion.

HSP projects not implemented:

Audit Fees
Project code(s): OHHA-1
Audit fees are used when the Office of Highway Safety is required to participate in a state-mandated Audit.

Comprehensive Traffic Safety Program

Salaries/Benefits for OHS Staff
Project Code(s): OHC-1, OHC-2, OHC-3, OHC-4
Salaries and benefits are provided for staff members who work in multiple program areas. This includes two Management Analyst III positions, which manage, Pedestrian, Motorcycle, Distracted Driving, Occupant Protection (incl. Child Passenger Safety), Speed Management, and Teen-related projects. A Planning Supervisor who serves as the Deputy Director and manages the Impaired Driving Program; and a Marketing Specialist, who is also responsible for the corporate partner program, older driver issues, management of media relations contracts, and all paid or earned media. The Occupant Protection program manager position is funded 50% Federally and 50% by the State of Delaware.

Anticipated Project Proposals
Project code(s): OHPP-1
OHS uses a project proposal method to receive funding requests throughout the year. The process is open-ended, and proposals can be submitted at any time. These requests are typically non-enforcement, though special enforcement requests are considered as well. It is paramount that funds be set aside and available for those proposals that are data-driven and assist in reaching identified traffic safety targets. Funds were reallocated from this project line and assigned to new project codes as OHS received and approved project proposals.

Electronic Grants System
Project Code(s): OHGS-1
OHS contracted through our Department of Technology to create an electronic grants system. This will allow grant sub-recipients to conduct their transactions with OHS electronically. It will also reduce paperwork and create efficiencies for OHS and sub-recipients by streamlining processes and putting all files electronically in one system. The project began in this current fiscal year and development of the system will continue in FY2019.

CSI Performance Target Setting Project
Project Code(s): OHCS-1
OHS contracted with GHSA's Consulting Services Initiative to develop a data-driven performance target setting methodology that meets the federal requirements while taking into account Delaware's unique characteristics. This methodology was used to develop our 2019 HSP and subsequent plans.

Police Traffic Services

Law Enforcement Liaison
Project Code(s): OHB-5
Responsible for the coordination of law enforcement mobilizations throughout the grant year and organizing law enforcement training opportunities. The law enforcement liaison encourages law enforcement leaders and officers to support the enforcement of traffic safety laws and engage in highway safety projects. (Part-time position)

Fall OP/Speed						
Project Code(s): OHOS-1						
For FY2018, OHS combined Occupant Protection and Speed Management for four mobilizations. Occurring October 4 th – October 23 rd , 2017, enforcements were scheduled between 11 AM and 3 AM as data indicates that crashes are fairly consistent throughout the day. OHS also recognizes increased likelihood of vehicle occupants being unbuckled during nighttime hours. This time frame allows officers to prioritize nighttime hours should they choose. This was the first OP/Speed enforcement for FY2018 and was created as school is back in session, more people are participating in school activities, with more drivers on the roads.						
Participating Agencies: Clayton PD, Dagsboro PD, Dover PD, Elsmere PD, Harrington PD, Milford PD, Millsboro PD, New Castle County PD, Newark PD, Newport PD, Seaford PD, Smyrna PD, Wilmington PD, Wyoming PD, Delaware State Police						
Hours Worked	Patrols	Seat Belt Arrests	Speed Arrests	Child Restraint Arrests	Other Arrests	Total Arrests
451.5	102	95	489	4	305	893

Safe Family Holiday OP/Speed						
Project Code(s): OHOS-2						
For FY2018, OHS combined Occupant Protection and Speed Management for four mobilizations. Occurring December 5 th – December 22 nd , 2017, enforcements were scheduled between 11 AM and 3 AM as data indicates that crashes are fairly consistent throughout the day. OHS also recognizes increased likelihood of vehicle occupants being unbuckled during nighttime hours. This time frame allows officers to prioritize nighttime hours should they choose. This enforcement was a part of the umbrella “Safe Family Holiday” campaign, combining multiple priority areas with increased paid media and a safe holiday message.						
Participating Agencies: Bridgeville PD, Camden PD, Clayton PD, Delaware City PD, Dover PD, Ellendale PD, Elsmere PD, Georgetown PD, Greenwood PD, Harrington PD, Kenton PD, Middletown PD, Millsboro PD, Milton PD, New Castle City PD, New Castle County PD, Newark PD, Newport PD, Rehoboth PD, Seaford PD, Wilmington PD, Wyoming PD, Delaware State Police						
Hours Worked	Patrols	Seat Belt Arrests	Speed Arrests	Child Restraint Arrests	Other Arrests	Total Arrests
447	110	96	430	4	353	883

Winter OP/Speed						
Project Code(s): OHOS-3						
For FY2018, OHS combined Occupant Protection and Speed Management for four mobilizations. Occurring January 23 rd – February 26 th , 2018, enforcements were scheduled between 11 AM and 3 AM as data indicates that crashes are fairly consistent throughout the day. OHS also recognizes increased likelihood of vehicle occupants being unbuckled during nighttime hours. This time frame allows officers to prioritize nighttime hours should they choose. Winter weather creates more roadway hazards in which speed can be an issue. This enforcement had the most speeding violations in FY2018.						
Participating Agencies: Bridgeville PD, Camden PD, Cheswold PD, Clayton PD, Dagsboro PD, Delaware City PD, Dover PD, Ellendale PD, Elsmere PD, Felton PD, Georgetown PD, Greenwood PD, Harrington PD, Kenton PD, Middletown PD, Milford PD, Millsboro PD, Milton PD, New Castle City PD, New Castle County PD, Newark PD, Rehoboth PD, Seaford PD, Selbyville PD, Smyrna PD, South Bethany PD, Wilmington PD, Wyoming PD, Delaware State Police						
Hours Worked	Patrols	Seat Belt Arrests	Speed Arrests	Child Restraint Arrests	Other Arrests	Total Arrests
929.5	225	214	735	5	786	1740

August OP/Speed (Law Enforcement Equipment)
Project Code(s): OHOS-4
For FY2018, OHS combined Occupant Protection and Speed Management for four mobilizations. Occurring August 8 th – August 27 th , 2018, enforcements were scheduled between 11 AM and 3 AM as data indicates that crashes are fairly consistent throughout the day. OHS also recognizes increased likelihood of vehicle occupants being unbuckled during nighttime hours. This time frame allows officers to prioritize nighttime hours should they choose. To combat a high number of unrestrained and speed-related crashes that occur in summer, OHS scheduled a mobilization for August. Over the last five years, August has had the fourth highest rate of unrestrained crashes.
Within this project line, OHS funded the purchase of speed enforcement equipment for partner law enforcement agencies. Any agency that received equipment was required to work overtime hours during this enforcement.
Note: This project was amended to allow funding for the Captain of the Delaware State Police Traffic Division to attend the Lifesavers Conference in San Antonio, Texas to gain knowledge and strategies that would assist with this and future projects.
Participating Agencies: Bethany Beach PD, Blades PD, Bridgeville PD, Camden PD, Cheswold PD, Clayton PD, Dagsboro PD, Delaware City PD, Delmar PD, Dewey Beach PD, Dover PD, DRBA PD, Ellendale PD, Elsmere PD, Felton PD, Fenwick Island PD, Georgetown PD, Greenwood PD, Harrington PD, Laurel PD, Lewes PD, Middletown PD, Milford PD, Millsboro PD, Milton PD, New Castle City PD, New Castle County PD, Newark PD, Ocean View PD, Rehoboth Beach PD, Seaford

PD, Selbyville PD, Smyrna PD, South Bethany PD, University of Delaware PD, Wilmington PD, Wyoming PD, Delaware State Police						
Hours Worked	Patrols	Seat Belt Arrests	Speed Arrests	Child Restraint Arrests	Other Arrests	Total Arrests
663	162	173	687	9	462	1331

Below 100

Project Code(s): OHBL-1

Delaware State Police requested funds to support the Below 100 training initiative that aims to reduce the line of duty deaths to below 100. By having officers attend the Below 100 training and instituting the Below 100 tenants it is believed that Departmental crashes will decrease therefore preventing injuries and death on Delaware roadways. On January 11, 2018, two core instructors from Below 100 taught the principles of Below 100. 102 officers attended the session representing 6 law enforcement agencies. An additional 36 Delaware State Police troopers attended training to become future trainers. The officers who became certified will provide additional training and updates to law enforcement.



Below 100 Training Conducted for Delaware Law Enforcement on January 11, 2018

I-95 Drive To Save Lives Initiative

Project Code(s): DTSL-1

OHS partnered with the Delaware State Police to support their participation in a multi-state IACP initiative, Drive to Save Lives. State Police Agencies along the I-95 corridor participated in the initiative. Drive to Save Lives was a high-visibility traffic enforcement initiative that focused on a variety of unsafe driving behaviors. Delaware State Police partnered with

municipal agencies throughout the state expanding the focus to include other major corridors including US 13, DE 1, and US 113.				
Participating Agencies: Bethany Beach PD, Camden PD, Cheswold PD, Dagsboro PD, Capitol PD, Dover PD, Elsmere PD, Georgetown PD, Greenwood PD, Kenton PD, Laurel PD, Milford PD, New Castle City PD, New Castle County PD, Rehoboth PD, Selbyville PD, South Bethany PD, Delaware State Police				
Total Hours	Total Patrols	Cell Phone Arrests	Other Arrests	Total Arrests
626	120	67	777	844

Drive To Save Lives/Back to School Safety Month Initiative				
Project Code(s): DTSL-2				
OHS partnered with Delaware State Police for a statewide “Drive to Save Lives” initiative associating with children returning to school. Occurring August 3 rd – August 4 th , 2018, Delaware State Police partnered with municipal enforcement agencies to focus enforcement on high traffic roadways including; I-95, US 13, DE 1, and US 113. This project was a high- visibility traffic enforcement initiative that focused on distracted driving and other unsafe driving behaviors.				
Participating Agencies: Delaware State Police				
Total Hours	Total Patrols	Cell Phone Arrests	Other Arrests	Total Arrests
40	10	3	71	74

DSP Collision Reconstruction Unit Training				
Project Code(s): AANG-3				
Six Delaware State Police Collision Reconstruction Unit Troopers attended a training seminar on crash investigations/dynamics at the Pennsylvania State Police Academy held October 31 – November 2, 2017. The training covered a wide variety of topics related to crash investigations. Troopers witnessed live crash tests, received reports from onboard instrumentation in the test vehicles, and networked with others in their field to explore new ideas and technology in the dynamic fields of collision reconstruction. Troopers were able to review and learn from previous investigations, field studies, and had the opportunity to learn new skills during training sessions.				
Delaware State Police Reconstruction Unit sent three troopers to the Institute of Police Technology and Management (IPTM) course Pedestrian/Bicycle Crash Investigations – Level 2 held in West Chester, Ohio September 10 – September 14, 2018. Previously, Troopers had only completed level 1 training. These were the first troopers to complete Level 2 training. This course focused on the review of pedestrian/cyclist impact dynamics and injuries, pedestrian and vehicle speed determination methods, visibility issues and nighttime perception-reaction times, pedestrian rate-of-movement research and data, pedestrian visibility research and data, collision avoidance issues and determination. Discussion topics directly contributed to collision reconstructionists learning more about pedestrian crash				

causations. Delaware has a high pedestrian fatality rate and these investigations are critical in helping our state develop countermeasure strategies to reduce the number of pedestrian fatalities occurring.

Behind The Wheel Training

Project Code(s): AANG-4

OHS funded the honorarium for two trainers to conduct “Behind the Wheel” training as part of the “Current Issues in Driver’s Education Course” held for the driver’s education instructors as part of their required professional development hours. Seventy driving instructors participated in this training aimed to aid them in their instruction of novice teen drivers. American Driver and Traffic Safety Education Association Master Trainers conducted training to Delaware driver education teachers for two days providing in the car training related to braking, friction, diminishing roadway, headlights and visibility, line-of-sight, multitasking, path of travel, reference points, turn around maneuvers, the vehicle’s footprint, and other traffic safety items. Additional topics included impaired driving, distracted driving, drowsy driving, emotions, and fatigue.

OHS Highway Safety Conference

Project Code(s): OHBB-1

The Office of Highway Safety held its sixth biennial Highway Safety Conference during FY2018. The conference was held at the Dover Downs Conference Center from November 7 – November 9, 2017. The conference provided valuable information and insight to attendees. We exceeded previous conference attendance with more than 230 attendees representing all levels of law enforcement, members of the judiciary, prosecutors, highway safety officials, and other highway safety partners.

Session topics included Courtroom Testimony, Sovereign Citizen Encounters, Bicycle Crash Investigation Case Study, Improving Pedestrian Safety, Legal Updates, Drugged Driving, Autonomous Vehicles, Below 100, DUI Prosecution, and a variety of other traffic safety and law enforcement topics. Speakers included several experts from Delaware, as well as Jim Camp, former Tennessee Traffic Safety Resource Prosecutor; John Kwasnoski, Certified Police Trainer, Professor Emeritus of Forensic Physics, Western New England College; Moses Garcia, Washington Traffic Safety Resource Prosecutor; Greg Brannon, Director, Automotive Engineering with AAA National; Scot Haug, Below 100; Paul Butler, Retired Chief of the Aynor Police Department; and other national speakers.

OHS recognized the contributions of law enforcement and other traffic safety partners through an awards recognition luncheon at the conference. OHS conducted a post-conference survey of attendees to assist with planning efforts for the next Highway Safety Conference.



Office of Highway Safety Traffic Safety Star Award Recipients

From left to right: Cpl. Emmett Robinson, University of Delaware Police Department; TFC Dustin Yencer, Delaware State Police; Cpl/3 David Pritchett, Delaware State Police; Cpl. Wesley Neeman, New Castle County Police Department; Patrolman James Joles, Dagsboro Police Department; TFC August Zickgraff III, Delaware State Police

Corporate Outreach Program

The Corporate Outreach Program works to reach the thousands of people who are employed in Delaware with consistent traffic safety messaging. In 2018, nearly 140 public and private corporations, as well as state-run and non-profit agencies participated in the program. Representatives from these companies gather several times a year to form a committee called the Corporate Partners. Business leaders, safety managers, military personnel, fleet managers, human resource management, and safety advocates work closely with OHS staff to evaluate the effectiveness of outreach efforts, offer suggestions, and deliver program outreach to their respective audiences. OHS held one Corporate Partner meeting in FY2018 on April 13, 2018.

OHS mails monthly information packets to corporate partners. These packets contain a memo and newsletter providing crash data relevant to the program area, and information on best practices for safe behavior. Mailed packets also provide partners with OHS posters and flyers to be provided to employees. The FY2018 Corporate Outreach Program calendar was as follows:

Month	Priority Area
October	Pedestrian Safety
November/December	Impaired Driving
January	Occupant Protection/Speed
February	Winter Driving
March	Impaired Driving
April	Distracted Driving
May	“Click It Or Ticket”
June	Motorcycle Safety
July	Pedestrian Safety
August	Impaired Driving
September	Child Passenger Safety

The following Corporate Outreach programming initiatives occurred in FY2018:

Traffic Safety News, Monthly Articles, and Corporate Partner Program Supplies
Project Code(s): OHOF
OHS sends a monthly bundle package including the Traffic Safety News and a drop-in newsletter article. Other materials such as PowerPoint presentations, fact sheets, and additional information are sent to the partners in a single e-mail to be shared with the employees.
Traffic Safety News (TSN) is a monthly e-newsletter with the topic reflecting the major campaign for the month. This newsletter is distributed to all partners to coincide with a media packet sent to participating organizations. The TSN is filled with statistics, facts, and helpful tips. Current distribution exceeds 21,000 people. The average email distribution for an active partner is 350 employees.

In addition, a monthly drop-in newsletter article for partners who produce an internal newsletter is provided. The article reflects the same topic as the Traffic Safety News. Each Corporate Partner can elect to receive promotional traffic safety materials. For most campaigns, OHS produces quantities of posters and flyers. The number and type of materials received is based on the needs of the company, the number of employees, and availability. For 2016, the combined distribution for police agencies and corporate partners were over 1000 posters and 6000 flyers.

Funds are used to purchase mailing supplies, the cost of the mailing, and other items needed to support the Corporate Outreach Program.

Safety Events and Outreach Opportunities

No Project Codes/No Funding

The Marketing Specialist II serves as the Corporate Partner Program Coordinator and is often invited to give a presentation or staff a safety awareness table for our business partners. Targeted outreach opportunities were given to partners for specific traffic safety initiatives. Armed with a target date, talking points, safety managers were encouraged to hold their own safety meetings as well.

Assessment of State Progress:

Corporate Partner programming initiatives help us achieve our goals by sharing our traffic safety messages with our Corporate Partners who then share it with their employees, allowing us to reach thousands of Delawareans. These programs allow us to reach a large, diverse audience with minimal effort and resources.

U.S. Department of Transportation National Highway Traffic Safety Administration

State: Delaware

Obligations vs Expenditures

2018-FINAL

Posted: 12/21/2018

Report Date: 12/21/2018

Latest posted documents

HCS-54 VOU-18

Financial Summary

Program Area	Project	Original Approved HSP	Percent of Agency Planned	Sum of Obligations	Percent of Agency Obligated	Percent Prior FY Funds	Sum of Expenditures	Percent Agency Expended	Unexpended Balance	Est. Months to Liquidate	Unobligated Balance
NHTSA											
154 Transfer Funds											
154 Alcohol											
	154AL-2018-AA-MA-70	\$.00	0%	\$64,126.84	1%		\$64,126.84	1%	\$.00	0	
	154AL-2018-AA-MC-10	\$.00	0%	\$5,070.40	0%		\$5,070.40	0%	\$.00	0	
	154AL-2018-AM-GA-10	\$75,000.00	1%	\$76,000.00	1%		\$66,740.00	1%	\$9,260.00	2	
	154AL-2018-AD-RC-10	\$10,000.00	0%	\$.00	0%		\$.00	0%	\$.00	0	
	154AL-2018-AD-AF-10	\$10,000.00	0%	\$10,000.00	0%		\$.00	0%	\$10,000.00	*	
	154AL-2018-AC-AE-10	\$254,000.00	3%	\$254,000.00	2%		\$.00	0%	\$254,000.00	*	
	154AL-2018-AC-AD-10	\$50,000.00	1%	\$50,000.00	0%		\$.00	0%	\$50,000.00	*	
	154AL-2018-AC-AB-10	\$50,000.00	1%	\$.00	0%		\$.00	0%	\$.00	0	
	154AL-2018-AC-AA-10	\$37,840.00	0%	\$126,688.00	1%		\$.00	0%	\$126,688.00	*	
	154AL-2018-AB-TR-10	\$50,000.00	1%	\$.00	0%		\$.00	0%	\$.00	0	
	154AL-2018-AB-AL-40	\$.00	0%	\$28,954.72	0%		\$20,493.60	0%	\$8,461.12	5	
	154AL-2018-AB-AL-30	\$127,700.00	1%	\$113,296.90	1%		\$75,567.87	1%	\$37,729.03	6	
	154AL-2018-AA-ME-10	\$.00	0%	\$891.00	0%		\$891.00	0%	\$.00	0	
	154AL-2018-AA-MX-10	\$.00	0%	\$103,776.00	1%		\$103,776.00	2%	\$.00	0	
	154AL-2018-AA-NH-20	\$37,840.00	0%	\$17,820.50	0%		\$17,820.50	0%	\$.00	0	
	154AL-2018-AA-NH-30	\$29,520.00	0%	\$23,015.95	0%		\$23,015.95	0%	\$.00	0	
	154AL-2018-AA-NH-40	\$135,560.00	1%	\$96,664.77	1%		\$96,664.77	2%	\$.00	0	
	154AL-2018-AA-NH-50	\$5,000.00	0%	\$4,800.00	0%		\$4,800.00	0%	\$.00	0	
	154AL-2018-AA-NH-60	\$.00	0%	\$877.54	0%		\$877.54	0%	\$.00	0	
	154AL-2018-AA-NI-10	\$10,000.00	0%	\$6,900.00	0%		\$5,467.41	0%	\$1,432.59	3	
	154AL-2018-AA-NK-10	\$25,000.00	0%	\$25,000.00	0%		\$9,515.02	0%	\$15,484.98	20	

**U.S. Department of Transportation National Highway Traffic Safety Administration
Obligations vs Expenditures**

State: Delaware

2018-FINAL

Report Date: 12/21/2018

Latest posted documents
HCS-54 VOU-18

Posted: 12/21/2018

Program Area	Project	Original Approved HSP	Percent of Agency Planned	Sum of Obligations	Percent of Agency Obligated	Percent Prior FY Funds	Sum of Expenditures	Percent Agency Expended	Unexpended Balance	Est. Months to Liquidate	Unobligated Balance
	154AL-2018-AA-NL-10	\$25,000.00	0%	\$22,340.19	0%		\$5,799.51	0%	\$16,540.68	34	
	154AL-2018-AA-NM-00	\$75,000.00	1%	\$92,259.82	1%		\$82,495.29	1%	\$9,764.53	1	
	154AL-2018-AA-NM-10	\$100,000.00	1%	\$100,000.00	1%		\$.00	0%	\$100,000.00	*	
	154AL-2018-AA-NN-10	\$80.00	0%	\$80.00	0%		\$.00	0%	\$80.00	*	
	154AL-2018-AA-NO-10	\$22,000.00	0%	\$25,839.89	0%		\$15,874.94	0%	\$9,964.95	8	
	154AL-2018-AB-AD-10	\$.00	0%	\$35,395.24	0%		\$2,286.55	0%	\$33,108.69	174	
	154AL-2018-AB-AE-10	\$50,000.00	1%	\$50,000.00	0%		\$38,210.10	1%	\$11,789.90	4	
	154AL-2018-AB-AF-10	\$50,000.00	1%	\$.00	0%		\$.00	0%	\$.00	0	
	154AL-2018-AB-AG-10	\$.00	0%	\$50,000.00	0%		\$.00	0%	\$50,000.00	*	
	154AL-2018-AB-AI-10	\$.00	0%	\$102,203.96	1%		\$.00	0%	\$102,203.96	*	
	154AL-2018-AB-AK-10	\$250,000.00	3%	\$148,867.00	1%		\$98,792.49	2%	\$50,074.51	6	
	154AL-2018-AB-AL-10	\$62,990.00	1%	\$38,785.28	0%		\$38,785.28	1%	\$.00	0	
	154AL-2018-AB-AL-20	\$29,520.00	0%	\$26,383.10	0%		\$26,383.10	0%	\$.00	0	
	154 Alcohol Total	\$1,572,050.00	16%	\$1,700,037.10	16%		\$803,454.16	14%	\$896,582.94	13	
	154 Paid Media										
	154PM-2018-AC-AF-10	\$650,000.00	7%	\$650,000.00	6%		\$160,750.00	3%	\$489,250.00	37	
	154PM-2018-AB-AJ-10	\$650,000.00	7%	\$632,646.21	6%		\$632,646.21	11%	\$.00	0	
	154 Paid Media Total	\$1,300,000.00	13%	\$1,282,646.21	12%		\$793,396.21	14%	\$489,250.00	7	
	154 Transfer Funds Total	\$2,872,050.00	29%	\$2,982,683.31	27%	60%	\$1,596,850.37	27%	\$1,385,832.94	10	\$.00
	164 Transfer Funds										
	164 Alcohol										
	164AL-2018-AA-MF-10	\$80,000.00	1%	\$87,716.27	1%		\$87,716.27	2%	\$.00	0	
	164AL-2018-AA-ME-30	\$32,400.00	0%	\$26,219.29	0%		\$26,219.29	0%	\$.00	0	
	164AL-2018-AA-ME-10	\$29,520.00	0%	\$21,741.43	0%		\$21,741.43	0%	\$.00	0	

**U.S. Department of Transportation National Highway Traffic Safety Administration
Obligations vs Expenditures**

State: Delaware

2018-FINAL

Report Date: 12/21/2018

Latest posted documents
HCS-54 VOU-18

Posted: 12/21/2018

Program Area	Project	Original Approved HSP	Percent of Agency Planned	Sum of Obligations	Percent of Agency Obligated	Percent Prior FY Funds	Sum of Expenditures	Percent Agency Expended	Unexpended Balance	Est. Months to Liquidate	Unobligated Balance
	164AL-2018-AA-ME-20	\$37,840.00	0%	\$24,931.27	0%		\$24,931.27	0%	\$.00	0	
	164 Alcohol Total	\$179,760.00	2%	\$160,608.26	1%		\$160,608.26	3%	\$.00	0	
	164 Transfer Funds Total	\$179,760.00	2%	\$160,608.26	1%	100%	\$160,608.26	3%	\$.00	0	\$.00
MAP 21 405b OP High											
405b High HVE											
	M1HVE-2018-BA-AG-10	\$41,310.00	0%	\$36,606.38	0%		\$36,606.38	1%	\$.00	0	
	M1HVE-2018-BA-AG-20	\$10,000.00	0%	\$10,000.00	0%		\$8,466.23	0%	\$1,533.77	2	
	M1HVE-2018-BB-AF-10	\$1,000.00	0%	\$.00	0%		\$.00	0%	\$.00	0	
	405b High HVE Total	\$52,310.00	1%	\$46,606.38	0%		\$45,072.61	1%	\$1,533.77	*	
405b High Training											
	M1TR-2018-BA-AJ-10	\$10,000.00	0%	\$6,666.67	0%		\$5,800.75	0%	\$865.92	2	
	M1TR-2018-BB-AI-10	\$1,000.00	0%	\$2,271.52	0%		\$2,271.52	0%	\$.00	0	
	405b High Training Total	\$11,000.00	0%	\$8,938.19	0%		\$8,072.27	0%	\$865.92	1	
405b High Public Education											
	M1PE-2018-BC-AA-10	\$10,000.00	0%	\$8,076.23	0%		\$8,076.23	0%	\$.00	0	
	405b High Public Education Total	\$10,000.00	0%	\$8,076.23	0%		\$8,076.23	0%	\$.00	0	
405b High Community CPS Services											
	M1CPS-2018-BA-AE-10	\$32,500.00	0%	\$23,250.29	0%		\$23,250.29	0%	\$.00	0	
	M1CPS-2018-BA-AF-10	\$13,000.00	0%	\$8,058.80	0%		\$6,090.07	0%	\$1,968.73	4	
	M1CPS-2018-BB-AG-10	\$15,000.00	0%	\$1,684.80	0%		\$1,684.80	0%	\$.00	0	
	405b High Community CPS Services Total	\$60,500.00	1%	\$32,993.89	0%		\$31,025.16	1%	\$1,968.73	1	
405b High Occupant Protection											
	M1*OP-2018-OH-SS-10	\$15,000.00	0%	\$.00	0%		\$.00	0%	\$.00	0	
	405b High Occupant Protection Total	\$15,000.00	0%	\$.00	0%		\$.00	0%	\$.00	0	

**U.S. Department of Transportation National Highway Traffic Safety Administration
Obligations vs Expenditures**

State: Delaware

2018-FINAL

Report Date: 12/21/2018

Latest posted documents
HCS-54 VOU-18

Posted: 12/21/2018

Program Area	Project	Original Approved HSP	Percent of Agency Planned	Sum of Obligations	Percent of Agency Obligated	Percent Prior FY Funds	Sum of Expenditures	Percent Agency Expended	Unexpended Balance	Est. Months to Liquidate	Unobligated Balance
MAP 21 405b OP High Total		\$148,810.00	2%	\$96,614.69	1%	100%	\$92,246.27	2%	\$4,368.42	1	\$.00
MAP 21 405c Data Program											
405c Data Program											
	M3DA-2018-AA-LB-00	\$.00	0%	\$33,055.09	0%		\$33,055.09	1%	\$.00	0	
	M3DA-2018-AA-LC-10	\$20,000.00	0%	\$3,272.99	0%		\$3,272.99	0%	\$.00	0	
	M3DA-2018-AA-LD-10	\$15,000.00	0%	\$34,083.99	0%		\$34,083.99	1%	\$.00	0	
	M3DA-2018-AA-LF-10	\$30,000.00	0%	\$4,903.14	0%		\$4,903.14	0%	\$.00	0	
	M3DA-2018-AA-LG-10	\$70,179.00	1%	\$70,178.95	1%		\$62,257.29	1%	\$7,921.66	2	
	M3DA-2018-TR-FC-10	\$.00	0%	\$1,270.63	0%		\$1,270.63	0%	\$.00	0	
	M3DA-2018-AA-LH-10	\$54,165.00	1%	\$30,266.48	0%		\$30,266.48	1%	\$.00	0	
	405c Data Program Total	\$189,344.00	2%	\$177,031.27	2%		\$169,109.61	3%	\$7,921.66	1	
	MAP 21 405c Data Program Total	\$189,344.00	2%	\$177,031.27	2%	100%	\$169,109.61	3%	\$7,921.66	1	\$.00
MAP 21 405d Impaired Driving Mid											
405d Mid HVE											
	M5HVE-2018-AA-KB-10	\$70,000.00	1%	\$27,946.10	0%		\$27,946.10	0%	\$.00	0	
	M5HVE-2018-AA-NB-10	\$37,840.00	0%	\$143,073.27	1%		\$19,836.16	0%	\$123,237.11	75	
	M5HVE-2018-AA-ND-10	\$50,000.00	1%	\$105,000.00	1%		\$96,376.09	2%	\$8,623.91	1	
	M5HVE-2018-AA-NF-10	\$.00	0%	\$65,580.00	1%		\$.00	0%	\$65,580.00	*	
	405d Mid HVE Total	\$157,840.00	2%	\$341,599.37	3%		\$144,158.35	2%	\$197,441.02	16	
405d Mid Paid/Earned Media											
	M5PEM-2018-AA-KC-10	\$177,900.00	2%	\$52,514.25	0%		\$52,514.25	1%	\$.00	0	
	405d Mid Paid/Earned Media Total	\$177,900.00	2%	\$52,514.25	0%		\$52,514.25	1%	\$.00	0	
405d Mid Training											
	M5TR-2018-AA-KG-10	\$.00	0%	\$6,698.15	0%		\$6,698.15	0%	\$.00	0	

**U.S. Department of Transportation National Highway Traffic Safety Administration
Obligations vs Expenditures**

State: Delaware

2018-FINAL

Report Date: 12/21/2018

Latest posted documents
HCS-54 VOU-18

Posted: 12/21/2018

Program Area	Project	Original Approved HSP	Percent of Agency Planned	Sum of Obligations	Percent of Agency Obligated	Percent Prior FY Funds	Sum of Expenditures	Percent Agency Expended	Unexpended Balance	Est. Months to Liquidate	Unobligated Balance
	M5TR-2018-AA-NG-10	\$50,000.00	1%	\$.00	0%		\$.00	0%	\$.00	0	
	M5TR-2018-AA-KI-10	\$.00	0%	\$24,951.75	0%		\$24,951.75	0%	\$.00	0	
	M5TR-2018-AA-KE-10	\$.00	0%	\$5,444.44	0%		\$5,444.44	0%	\$.00	0	
	405d Mid Training Total	\$50,000.00	1%	\$37,094.34	0%		\$37,094.34	1%	\$.00	0	
	405d Impaired Driving Mid										
	M5X-2018-AA-NY-10	\$20,000.00	0%	\$.00	0%		\$.00	0%	\$.00	0	
	M5X-2018-AA-KJ-10	\$.00	0%	\$7,637.31	0%		\$7,637.31	0%	\$.00	0	
	M5X-2018-AA-NE-10	\$75,000.00	1%	\$9,842.00	0%		\$7,053.00	0%	\$2,789.00	5	
	M5X-2018-AA-NA-10	\$100,000.00	1%	\$200,000.00	2%		\$112,592.19	2%	\$87,407.81	9	
	M5X-2018-AA-KF-10	\$80,000.00	1%	\$55,519.13	1%		\$55,519.13	1%	\$.00	0	
	M5X-2018-AA-NX-10	\$200,000.00	2%	\$.00	0%		\$.00	0%	\$.00	0	
	405d Impaired Driving Mid Total	\$475,000.00	5%	\$272,998.44	3%		\$182,801.63	3%	\$90,196.81	6	
	MAP 21 405d Impaired Driving Mid Total	\$860,740.00	9%	\$704,206.40	6%	100%	\$416,568.57	7%	\$287,637.83	8	\$.00
	MAP 21 405d Impaired Driving Int										
	405d Impaired Driving Int										
	M7X-2018-AA-NG-10	\$.00	0%	\$151,722.82	1%		\$.00	0%	\$151,722.82	*	
	405d Impaired Driving Int Total	\$.00	0%	\$151,722.82	1%		\$.00	0%	\$151,722.82	*	
	405d Int Police Traffic Services										
	M7*PT-2018-AA-NG-30	\$.00	0%	\$9,259.00	0%		\$8,054.53	0%	\$1,204.47	2	
	M7*PT-2018-AA-NG-40	\$.00	0%	\$1,500.00	0%		\$1,500.00	0%	\$.00	0	
	M7*PT-2018-AA-NG-50	\$.00	0%	\$2,500.00	0%		\$.00	0%	\$2,500.00	*	
	405d Int Police Traffic Services Total	\$.00	0%	\$13,259.00	0%		\$9,554.53	0%	\$3,704.47	5	
	MAP 21 405d Impaired Driving Int Total	\$.00	0%	\$164,981.82	2%	100%	\$9,554.53	0%	\$155,427.29	195	\$.00
	FAST Act NHTSA 402										
	Planning and Administration										
	PA-2018-OH-A3-00	\$30,000.00	0%	\$40,659.32	0%		\$20,631.30	0%	\$20,028.02	*	

**U.S. Department of Transportation National Highway Traffic Safety Administration
Obligations vs Expenditures**

State: Delaware

2018-FINAL

Report Date: 12/21/2018

Latest posted documents
HCS-54 VOU-18

Posted: 12/21/2018

Program Area	Project	Original Approved HSP	Percent of Agency Planned	Sum of Obligations	Percent of Agency Obligated	Percent Prior FY Funds	Sum of Expenditures	Percent Agency Expended	Unexpended Balance	Est. Months to Liquidate	Unobligated Balance
	PA-2018-OH-A3-10	\$.00	0%	\$3,571.49	0%		\$.00	0%	\$3,571.49	*	
	PA-2018-OH-O2-00	\$40,000.00	0%	\$40,000.00	0%		\$19,907.94	0%	\$20,092.06	*	
	PA-2018-OH-HH-10	\$10,000.00	0%	\$10,829.84	0%		\$7,823.95	0%	\$3,005.89	*	
	PA-2018-OH-HG-10	\$30,000.00	0%	\$30,000.00	0%		\$26,311.20	0%	\$3,688.80	*	
	PA-2018-OH-HE-10	\$10,000.00	0%	\$12,084.34	0%		\$2,775.52	0%	\$9,308.82	*	
	PA-2018-OH-HD-10	\$30,000.00	0%	\$35,087.07	0%		\$14,132.99	0%	\$20,954.08	*	
	PA-2018-OH-HA-10	\$20,000.00	0%	\$20,000.00	0%		\$.00	0%	\$20,000.00	*	
Planning and Administration		\$170,000.00	2%	\$192,232.06	2%		\$91,582.90	2%	\$100,649.16	13	
	Total										
Motorcycle Safety											
	MC-2018-OH-MA-50	\$13,170.00	0%	\$13,880.00	0%		\$.00	0%	\$13,880.00	*	
	MC-2018-OH-MA-40	\$5,720.00	0%	\$5,720.00	0%		\$3,029.35	0%	\$2,690.65	*	
	MC-2018-OH-MA-30	\$5,720.00	0%	\$5,720.00	0%		\$3,297.88	0%	\$2,422.12	*	
	MC-2018-OH-MA-20	\$14,720.00	0%	\$14,785.00	0%		\$10,765.69	0%	\$4,019.31	*	
	MC-2018-OH-MA-10	\$15,820.00	0%	\$16,725.00	0%		\$11,881.64	0%	\$4,843.36	*	
	Motorcycle Safety Total	\$55,150.00	1%	\$56,830.00	1%		\$28,974.56	1%	\$27,855.44	12	
Pedestrian/Bicycle Safety											
	PS-2018-OH-PA-10	\$38,820.00	0%	\$32,024.64	0%		\$32,024.64	1%	\$.00	0	
	PS-2018-OH-PA-20	\$36,420.00	0%	\$28,551.16	0%		\$28,551.16	0%	\$.00	0	
	Pedestrian/Bicycle Safety Total	\$75,240.00	1%	\$60,575.80	1%		\$60,575.80	1%	\$.00	0	
Police Traffic Services											
	PT-2018-BU-SA-10	\$.00	0%	\$4,700.00	0%		\$4,650.74	0%	\$49.26	*	
	PT-2018-DT-SL-10	\$.00	0%	\$6,792.95	0%		\$6,792.95	0%	\$.00	0	
	PT-2018-DT-SL-20	\$.00	0%	\$7,280.00	0%		\$.00	0%	\$7,280.00	*	
	PT-2018-OH-B5-10	\$40,000.00	0%	\$40,000.00	0%		\$33,980.00	1%	\$6,020.00	*	

**U.S. Department of Transportation National Highway Traffic Safety Administration
Obligations vs Expenditures**

State: Delaware

2018-FINAL

Report Date: 12/21/2018

Latest posted documents
HCS-54 VOU-18

Posted: 12/21/2018

Program Area	Project	Original Approved HSP	Percent of Agency Planned	Sum of Obligations	Percent of Agency Obligated	Percent Prior FY Funds	Sum of Expenditures	Percent Agency Expended	Unexpended Balance	Est. Months to Liquidate	Unobligated Balance
	PT-2018-OH-BB-10	\$.00	0%	\$101,603.62	1%		\$101,603.62	2%	\$.00	0	
	PT-2018-OH-BL-10	\$.00	0%	\$1,500.00	0%		\$1,500.00	0%	\$.00	0	
	PT-2018-OH-DA-20	\$15,350.00	0%	\$15,740.74	0%		\$15,740.74	0%	\$.00	0	
	PT-2018-OH-DA-10	\$17,100.00	0%	\$15,596.66	0%		\$15,596.66	0%	\$.00	0	
	PT-2018-OH-DA-30	\$17,500.00	0%	\$20,580.00	0%		\$19,239.82	0%	\$1,340.18	*	
	PT-2018-OH-DA-40	\$22,500.00	0%	\$28,580.00	0%		\$24,992.92	0%	\$3,587.08	*	
	PT-2018-OH-DA-50	\$15,950.00	0%	\$19,680.00	0%		\$17,610.34	0%	\$2,069.66	*	
	PT-2018-OH-OS-10	\$33,380.00	0%	\$24,336.44	0%		\$24,247.14	0%	\$89.30	*	
	PT-2018-OH-OS-20	\$33,360.00	0%	\$24,722.25	0%		\$24,722.25	0%	\$.00	0	
	PT-2018-OH-OS-30	\$67,040.00	1%	\$54,966.59	1%		\$53,266.59	1%	\$1,700.00	*	
	PT-2018-OH-OS-40	\$37,720.00	0%	\$291,720.00	3%		\$242,467.85	4%	\$49,252.15	*	
	Police Traffic Services Total	\$299,900.00	3%	\$657,799.25	6%		\$586,411.62	10%	\$71,387.63	1	
	Community Traffic Safety Project										
	CP-2018-GH-SA-10	\$10,000.00	0%	\$.00	0%		\$.00	0%	\$.00	0	
	CP-2018-OH-C1-10	\$76,000.00	1%	\$76,000.00	1%		\$69,511.60	1%	\$6,488.40	*	
	CP-2018-OH-C2-10	\$64,000.00	1%	\$64,000.00	1%		\$48,184.72	1%	\$15,815.28	*	
	CP-2018-OH-C3-10	\$40,000.00	0%	\$40,000.00	0%		\$36,801.72	1%	\$3,198.28	*	
	CP-2018-OH-C4-10	\$88,000.00	1%	\$79,999.37	1%		\$66,708.22	1%	\$13,291.15	*	
	CP-2018-OH-CS-10	\$30,000.00	0%	\$22,901.06	0%		\$22,901.06	0%	\$.00	0	
	CP-2018-OH-GD-10	\$15,000.00	0%	\$10,000.00	0%		\$2,689.00	0%	\$7,311.00	*	
	CP-2018-OH-GS-10	\$.00	0%	\$110,000.00	1%		\$11,858.00	0%	\$98,142.00	*	
	CP-2018-OH-OF-10	\$8,000.00	0%	\$9,000.00	0%		\$8,498.62	0%	\$501.38	*	
	CP-2018-OH-PP-10	\$500,000.00	5%	\$553,868.15	5%		\$.00	0%	\$553,868.15	*	
	Community Traffic Safety Project Total	\$831,000.00	8%	\$965,768.58	9%		\$267,152.94	5%	\$698,615.64	31	

**U.S. Department of Transportation National Highway Traffic Safety Administration
Obligations vs Expenditures**

State: Delaware

2018-FINAL

Report Date: 12/21/2018

Latest posted documents
HCS-54 VOU-18

Posted: 12/21/2018

Program Area	Project	Original Approved HSP	Percent of Agency Planned	Sum of Obligations	Percent of Agency Obligated	Percent Prior FY Funds	Sum of Expenditures	Percent Agency Expended	Unexpended Balance	Est. Months to Liquidate	Unobligated Balance
Speed Enforcement											
	SE-2018-OH-TS-10	\$.00	0%	\$69,000.00	1%		\$69,000.00	1%	\$.00	0	
	Speed Enforcement Total	\$.00	0%	\$69,000.00	1%		\$69,000.00	1%	\$.00	0	
Paid Advertising											
	PM-2018-OH-MM-10	\$35,000.00	0%	\$38,308.93	0%		\$38,308.93	1%	\$.00	0	
	PM-2018-OH-CT-10	\$306,200.00	3%	\$286,212.18	3%		\$286,212.18	5%	\$.00	0	
	PM-2018-OH-PM-10	\$75,061.00	1%	\$95,061.00	1%		\$83,377.98	1%	\$11,683.02	*	
	PM-2018-OH-TM-10	\$.00	0%	\$55,500.00	1%		\$55,500.00	1%	\$.00	0	
	PM-2018-OH-SO-10	\$220,000.00	2%	\$313,135.21	3%		\$292,758.98	5%	\$20,376.23	*	
	PM-2018-OH-DM-10	\$151,300.00	2%	\$153,800.00	1%		\$146,244.34	3%	\$7,555.66	*	
	Paid Advertising Total	\$787,561.00	8%	\$942,017.32	9%		\$902,402.41	16%	\$39,614.91	1	
	FAST Act NHTSA 402 Total	\$2,218,851.00	22%	\$2,944,223.01	27%	29%	\$2,006,100.23	34%	\$938,122.78	6	\$.00
FAST Act 405b OP High											
405b High HVE											
	M1HVE-2018-BA-AH-10	\$95,000.00	1%	\$95,000.00	1%		\$73,874.04	1%	\$21,125.96	*	
	405b High HVE Total	\$95,000.00	1%	\$95,000.00	1%		\$73,874.04	1%	\$21,125.96	3	
405b High Training											
	M1TR-2018-BB-AL-10	\$10,000.00	0%	\$14,419.48	0%		\$.00	0%	\$14,419.48	*	
	405b High Training Total	\$10,000.00	0%	\$14,419.48	0%		\$.00	0%	\$14,419.48	*	
405b High Public Education											
	M1PE-2018-BE-AA-10	\$73,000.00	1%	\$103,000.00	1%		\$103,000.00	2%	\$.00	0	
	M1PE-2018-BE-AO-10	\$125,000.00	1%	\$135,000.00	1%		\$134,613.25	2%	\$386.75	*	
	M1PE-2018-BE-AI-10	\$.00	0%	\$10,000.00	0%		\$7,290.23	0%	\$2,709.77	*	
	405b High Public Education Total	\$198,000.00	2%	\$248,000.00	2%		\$244,903.48	4%	\$3,096.52	*	

**U.S. Department of Transportation National Highway Traffic Safety Administration
Obligations vs Expenditures**

State: Delaware

2018-FINAL

Report Date: 12/21/2018

Latest posted documents
HCS-54 VOU-18

Posted: 12/21/2018

Program Area	Project	Original Approved HSP	Percent of Agency Planned	Sum of Obligations	Percent of Agency Obligated	Percent Prior FY Funds	Sum of Expenditures	Percent Agency Expended	Unexpended Balance	Est. Months to Liquidate	Unobligated Balance
405b High Community CPS Services											
	M1CPS-2018-BE-AH-10	\$10,000.00	0%	\$10,000.00	0%		\$0.00	0%	\$10,000.00	*	
	M1CPS-2018-BE-AE-10	\$10,000.00	0%	\$14,419.48	0%		\$0.00	0%	\$14,419.48	*	
	M1CPS-2018-BE-AD-10	\$10,000.00	0%	\$10,000.00	0%		\$0.00	0%	\$10,000.00	*	
	M1CPS-2018-BE-AC-10	\$40,000.00	0%	\$40,000.00	0%		\$10,034.93	0%	\$29,965.07	*	
	405b High Community CPS Services Total	\$70,000.00	1%	\$74,419.48	1%		\$10,034.93	0%	\$64,384.55	77	
405b OP High											
	M1X-2018-BB-AM-10	\$0.00	0%	\$7,000.00	0%		\$5,775.40	0%	\$1,224.60	*	
	M1X-2018-BE-AF-10	\$5,000.00	0%	\$1,384.91	0%		\$0.00	0%	\$1,384.91	*	
	405b OP High Total	\$5,000.00	0%	\$8,384.91	0%		\$5,775.40	0%	\$2,609.51	5	
405b High Occupant Protection											
	M1*OP-2018-BE-AG-10	\$47,000.00	0%	\$40,904.64	0%		\$40,904.64	1%	\$0.00	0	
	M1*OP-2018-SR-VA-10	\$25,000.00	0%	\$25,000.00	0%		\$1,059.36	0%	\$23,940.64	*	
	405b High Occupant Protection Total	\$72,000.00	1%	\$65,904.64	1%		\$41,964.00	1%	\$23,940.64	7	
405b High Police Traffic Services											
	M1*PT-2018-BE-AB-10	\$5,000.00	0%	\$0.00	0%		\$0.00	0%	\$0.00	0	
	M1*PT-2018-ND-DM-00	\$0.00	0%	\$1,696.40	0%		\$1,696.40	0%	\$0.00	0	
	405b High Police Traffic Services Total	\$5,000.00	0%	\$1,696.40	0%		\$1,696.40	0%	\$0.00	0	
405b High Special Occupant Protection											
	M1*SO-2018-OH-AS-10	\$0.00	0%	\$31,754.62	0%		\$31,754.62	1%	\$0.00	0	
	405b High Special Occupant Protection Total	\$0.00	0%	\$31,754.62	0%		\$31,754.62	1%	\$0.00	0	
	FAST Act 405b OP High Total	\$455,000.00	5%	\$539,579.53	5%	47%	\$410,002.87	7%	\$129,576.66	4	\$0.00
FAST Act 405c Data Program											
	M3DA-2018-AA-LE-10	\$180,000.00	2%	\$159,550.57	1%		\$102,105.18	2%	\$57,445.39	*	

**U.S. Department of Transportation National Highway Traffic Safety Administration
Obligations vs Expenditures**

State: Delaware

2018-FINAL

Report Date: 12/21/2018

Latest posted documents
HCS-54 VOU-18

Posted: 12/21/2018

Program Area	Project	Original Approved HSP	Percent of Agency Planned	Sum of Obligations	Percent of Agency Obligated	Percent Prior FY Funds	Sum of Expenditures	Percent Agency Expended	Unexpended Balance	Est. Months to Liquidate	Unobligated Balance
	M3DA-2018-AA-LL-10	\$24,000.00	0%	\$24,000.00	0%		\$2,036.56	0%	\$21,963.44	*	
	M3DA-2018-CA-BA-10	\$150,000.00	2%	\$150,000.00	1%		\$.00	0%	\$150,000.00	*	
	M3DA-2018-CA-CA-10	\$.00	0%	\$30,000.00	0%		\$.00	0%	\$30,000.00	*	
	M3DA-2018-AA-LK-10	\$80,000.00	1%	\$80,000.00	1%		\$24,926.15	0%	\$55,073.85	*	
	M3DA-2018-DA-TA-10	\$50,000.00	1%	\$50,000.00	0%		\$.00	0%	\$50,000.00	*	
	M3DA-2018-CB-AA-10	\$79,000.00	1%	\$84,141.75	1%		\$.00	0%	\$84,141.75	*	
	405c Data Program Total	\$563,000.00	6%	\$577,692.32	5%		\$129,067.89	2%	\$448,624.43	42	
	FAST Act 405c Data Program Total	\$563,000.00	6%	\$577,692.32	5%	46%	\$129,067.89	2%	\$448,624.43	42	\$.00
FAST Act 405d Impaired Driving Mid											
405d Mid HVE											
	M5HVE-2018-AD-AB-10	\$80,000.00	1%	\$630,000.00	6%		\$.00	0%	\$630,000.00	*	
	M5HVE-2018-AD-AF-10	\$10,000.00	0%	\$10,000.00	0%		\$.00	0%	\$10,000.00	*	
	M5HVE-2018-AB-BB-10	\$100,000.00	1%	\$80,000.00	1%		\$.00	0%	\$80,000.00	*	
	405d Mid HVE Total	\$190,000.00	2%	\$720,000.00	7%		\$.00	0%	\$720,000.00	*	
405d Mid Paid/Earned Media											
	M5PEM-2018-AD-AA-10	\$550,000.00	6%	\$.00	0%		\$.00	0%	\$.00	0	
	M5PEM-2018-AA-BD-10	\$550,000.00	6%	\$.00	0%		\$.00	0%	\$.00	0	
	M5PEM-2018-AB-BD-10	\$.00	0%	\$550,000.00	5%		\$546,798.83	9%	\$3,201.17	*	
	405d Mid Paid/Earned Media Total	\$1,100,000.00	11%	\$550,000.00	5%		\$546,798.83	9%	\$3,201.17	*	
405d Mid Training											
	M5TR-2018-AB-BE-10	\$60,000.00	1%	\$46,302.25	0%		\$.00	0%	\$46,302.25	*	
	M5TR-2018-AD-AD-10	\$10,000.00	0%	\$100,000.00	1%		\$.00	0%	\$100,000.00	*	
	405d Mid Training Total	\$70,000.00	1%	\$146,302.25	1%		\$.00	0%	\$146,302.25	*	
405d Impaired Driving Mid											
	M5X-2018-AB-BC-10	\$300,000.00	3%	\$300,000.00	3%		\$.00	0%	\$300,000.00	*	

**U.S. Department of Transportation National Highway Traffic Safety Administration
Obligations vs Expenditures**

State: Delaware

2018-FINAL

Report Date: 12/21/2018

Latest posted documents
HCS-54 VOU-18

Posted: 12/21/2018

Program Area	Project	Original Approved HSP	Percent of Agency Planned	Sum of Obligations	Percent of Agency Obligated	Percent Prior FY Funds	Sum of Expenditures	Percent Agency Expended	Unexpended Balance	Est. Months to Liquidate	Unobligated Balance
	M5X-2018-AB-BF-10	\$75,000.00	1%	\$50,000.00	0%		\$0.00	0%	\$50,000.00	*	
	M5X-2018-AB-BG-10	\$20,000.00	0%	\$53,760.66	0%		\$0.00	0%	\$53,760.66	*	
	M5X-2018-AB-BH-10	\$0.00	0%	\$25,000.00	0%		\$0.00	0%	\$25,000.00	*	
	M5X-2018-AD-AG-10	\$365,000.00	4%	\$384,611.67	4%		\$0.00	0%	\$384,611.67	*	
	405d Impaired Driving Mid Total	\$760,000.00	8%	\$813,372.33	7%		\$0.00	0%	\$813,372.33	*	
	FAST Act 405d Impaired Driving Mid Total	\$2,120,000.00	21%	\$2,229,674.58	21%	50%	\$546,798.83	9%	\$1,682,875.75	37	\$0.00
FAST Act 405f Motorcycle Programs											
405f Motorcyclist Awareness											
	M9MA-2018-AA-GX-10	\$33,000.00	0%	\$27,528.51	0%		\$27,528.51	0%	\$0.00	0	
	M9MA-2018-MC-PA-10	\$35,000.00	0%	\$34,937.63	0%		\$26,422.59	0%	\$8,515.04	*	
	405f Motorcyclist Awareness Total	\$68,000.00	1%	\$62,466.14	1%		\$53,951.10	1%	\$8,515.04	2	
	FAST Act 405f Motorcycle Programs Total	\$68,000.00	1%	\$62,466.14	1%	44%	\$53,951.10	1%	\$8,515.04	2	\$0.00
FAST Act 405h Nonmotorized Safety											
405h Law Enforcement											
	FHLE-2018-OH-PE-10	\$20,000.00	0%	\$9,930.91	0%		\$9,930.91	0%	\$0.00	0	
	FHLE-2018-OH-PF-10	\$21,220.00	0%	\$20,412.48	0%		\$20,412.48	0%	\$0.00	0	
	FHLE-2018-OH-PF-30	\$15,200.00	0%	\$15,099.17	0%		\$15,099.17	0%	\$0.00	0	
	FHLE-2018-OH-PF-40	\$41,620.00	0%	\$44,486.33	0%		\$39,651.23	1%	\$4,835.10	1	
	FHLE-2018-OH-PF-20	\$41,940.00	0%	\$40,672.53	0%		\$40,672.53	1%	\$0.00	0	
	405h Law Enforcement Total	\$139,980.00	1%	\$130,601.42	1%		\$125,766.32	2%	\$4,835.10	*	
405h Public Education											
	FHPE-2018-PE-DA-10	\$100,000.00	1%	\$100,000.00	1%		\$100,000.00	2%	\$0.00	0	
	FHPE-2018-OH-PD-10	\$0.00	0%	\$2,246.76	0%		\$2,246.76	0%	\$0.00	0	
	405h Public Education Total	\$100,000.00	1%	\$102,246.76	1%		\$102,246.76	2%	\$0.00	0	

**U.S. Department of Transportation National Highway Traffic Safety Administration
Obligations vs Expenditures**

State: Delaware

2018-FINAL

Report Date: 12/21/2018

Program Area	Project	Original Approved HSP	Percent of Agency Planned	Sum of Obligations	Percent of Agency Obligated	Percent Prior FY Funds	Sum of Expenditures	Percent Agency Expended	Unexpended Balance	Est. Months to Liquidate	Unobligated Balance
<i>FAST Act 405h Nonmotorized Safety Total</i>		\$239,980.00	2%	\$232,848.18	2%	5%	\$228,013.08	4%	\$4,835.10	*	\$.00
NHTSA Total		\$9,915,535.00	100%	\$10,872,609.51	100%		\$5,818,871.61	100%	\$5,053,737.90	10	
Total		\$9,915,535.00	100%	\$10,872,609.51	100%		\$5,818,871.61	100%	\$5,053,737.90	10	

* Indicates programs that have no expenditures within 12 months before the date of this report - estimated months to liquidate cannot be calculated.