


**HAWAII 2018
HIGHWAY SAFETY
PLAN**



**HAWAII DEPARTMENT OF TRANSPORTATION
MOTOR VEHICLE SAFETY OFFICE
HIGHWAY SAFETY SECTION**

HAWAII
HIGHWAY SAFETY PLAN
FEDERAL FISCAL YEAR 2018
(October 1, 2017 through September 30, 2018)

PREPARED FOR
U.S. DEPARTMENT OF TRANSPORTATION
NATIONAL HIGHWAY TRAFFIC SAFETY ADMINISTRATION
&
THE FEDERAL HIGHWAY ADMINISTRATION

PREPARED BY

STATE OF HAWAII
David Ige, Governor

DEPARTMENT OF TRANSPORTATION
Ford N. Fuchigami, Director/Governor's Highway Safety Representative

HIGHWAY SAFETY SECTION
Lee Nagano, Highway Safety Manager

TABLE OF CONTENTS

Background	1
21-Year Statistics	7
Part 1 Executive Summary (Performance Plan)	
Process Description	3
Core Outcome Measures	9
Performance Report	10
Part 2 Program Areas	
Planning and Administration	23
Police Traffic Services	25
Speed Control	29
Impaired Driving	33
Traffic Records	42
Emergency Medical Services	47
Occupant Protection	49
Motorcycle Safety	56
Graduated Driver Licensing	59
Pedestrian and Bicycle Safety	61
Distracted Driving	66
Part 3 Equipment Request & Program Cost Summary	
Equipment Request	70
HSP-01	72

BACKGROUND

The Governors of all states are mandated by federal law 23 U.S.C. 402 to establish and implement a statewide highway safety program. Hawaii Revised Statutes (HRS) delegates this authority to the Director of Transportation as the Governor's Highway Safety Representative. The HRS also establishes a State Highway Safety Council to advise the Director of Transportation on highway safety issues.

To assist states in carrying out the highway safety program, Congress provides annual grants for highway safety programs designed to reduce traffic crashes and resulting deaths, injuries, and property damage. A state may use these grant funds only for highway safety purposes; at least 40 percent of these funds are to be used to address local traffic safety problems.

SAFETEA-LU Behavioral Highway Safety Programs

Sections 2001 and 2002 of SAFETEA-LU reauthorize the State and Community Highway Safety formula grant program (Section 402 of Chapter 4 of Title 23) to support state highway safety programs. In addition, there are incentive grants to states that meet certain requirements, including Sections 405, 408, 410, 2010 and 2011. The grants support planning to identify and quantify highway safety problems, provide start up "seed" money for new programs, and give new direction to existing safety programs. The funds are intended to catalyze innovative programs and partnerships at the state and local level.

- Section 402
State and Community Highway Safety Grant Program
- Section 405
Restricted to seat belt projects
- Section 408
Restricted to traffic data projects
- Section 410
Restricted to alcohol projects
- Section 2010
Restricted to motorcycle projects
- Section 2011
Restricted to child safety seat projects

MAP-21 Behavioral Highway Safety Programs

Moving Ahead for Progress in the 21st Century (MAP-21) is the surface transportation bill that authorizes the federal surface transportation programs – including highway safety programs – for Federal Fiscal Years (FFY) 2013, 2014, 2015 and 2016. It provides guidelines and criteria for grant distribution. The federal fiscal year runs from October 1 through September 30.

The following is a list of federal highway safety programs authorized under MAP-21:

- Section 402
State and Community Highway Safety Grant Program
- Section 405
National Priority Safety Program
Includes sub-sections for:
 - Impaired Driving
 - Occupant Protection
 - Traffic Records
 - Motorcyclist Safety
 - Distracted Driving
 - Graduated Driver Licensing
- Section 154
Open Container Transfer Provision
- Section 164
Repeat Offender Transfer Provision

FAST Act Behavioral Highway Safety Programs

Fixing America's Surface Transportation (FAST) Act is the surface transportation bill that authorizes the federal surface transportation programs – including highway safety programs. It provides guidelines and criteria for grant distribution.

HDOT is currently operating under the FAST Act. The following is a list of federal highway safety programs authorized under the FAST Act:

- Section 402
State and Community Highway Safety Grant Program
- Section 405
National Priority Safety Program
Includes sub-sections for:
 - Impaired Driving
 - Occupant Protection
 - Traffic Records
 - Motorcyclist Safety
 - Distracted Driving
 - Graduated Driver Licensing
- Section 154
Open Container Transfer Provision
- Section 164
Repeat Offender Transfer Provision

Hawaii expects to receive an estimated \$3.5 million (FAST Act) in highway safety grants in Federal Fiscal Year 2018, October 1, 2017 to September 30, 2018. Additionally, Hawaii expects to carry forward approximately \$1 million in SAFETEA-LU funds and \$2 million in MAP-21 funds.

HAWAII'S HIGHWAY SAFETY PLANNING PROCESS

Beginning with the 2010 Highway Safety Plan (HSP), NHTSA and the Governors Highway Safety Association (GHSA) have agreed upon a minimum set of performance measures to be used by states and federal agencies in the development and implementation of behavioral highway safety plans and programs. An expert panel from NHTSA; State Highway Safety Offices; academic and research organizations; and other key groups assisted in developing the measures. The initial minimum set contains 14 measures: 10 core outcome measures, one core behavior measure, and three activity measures. States are required to set goals for and report progress on each of the 11 core outcomes and behavior measures annually, beginning with their 2010 Highway Safety Plans and Annual Reports. NHTSA will use the core measures as an integral part of its reporting to the Congress, the public and others. Hawaii's core measures and performance goals are presented throughout this HSP.

Planning Process

Using a data-driven problem identification process, we have determined that impaired driving, speeding, occupant protection, pedestrian safety and motorcycle safety continue to be our top priority areas in FFY 2018. Consequently, projects that address those areas have been given precedence. We believe that the projects we have chosen best align with our goals for each of our performance measures and will reduce the number of fatalities and injuries caused by motor vehicle crashes in Hawaii.

Additionally, the HDOT followed its evidence-based traffic safety enforcement plan to determine where enforcement was needed the most. That plan, which is based on analysis of crash and citation data provided by the four county police departments helps us focus enforcement and efforts in high-risk areas. It also outlined strategies and initiatives to prevent crashes, fatalities and injuries in locations most at risk, with emphasis on priority program areas.

HDOT will monitor the effectiveness of the enforcement activity and make adjustments as warranted by data and update countermeasure strategies as applicable.

PROCESS DESCRIPTION

During calendar year 2015, the number of traffic fatalities decreased from 95 in calendar year 2014 to 93, a 2.1 percent decrease. Alcohol, speed, motorcyclists and pedestrians continued to be major factors in the high fatality rate.

In FFY 2018, Hawaii will continue to focus on reducing its fatal crashes in six high priority areas that have been identified as the greatest areas of concern. The state will concentrate its education, enforcement and engineering efforts in these areas, utilizing a variety of countermeasures to address the problems.

HIGHEST PRIORITY

The Highway Safety Office has studied both Hawaii's fatality and enforcement data to identify the statewide problem areas in highway safety. Data that was reviewed came from the Fatality Analysis Reporting System (FARS); state motor vehicle crash report data; enforcement data from the county police departments; motor vehicle registration and driver license information; and population data.

The areas below have been identified as the most critical problem areas in highway safety in Hawaii, and grants to selected projects in these areas were given priority:

- ◆ Programs to reduce the number of driving while intoxicated violations
- ◆ Programs to enforce traffic laws in the areas of speed, occupant protection and alcohol/drugs
- ◆ Programs to reduce motorcycle crashes
- ◆ Programs to reduce pedestrian injuries and fatalities for persons of all ages
- ◆ Programs to increase the use of seat belts, especially between 9 p.m. – 3 a.m.
- ◆ Programs to modernize Hawaii's traffic records systems

LOWER PRIORITY

If federal monies are available after the highest priority projects have been funded, projects in the following areas will be considered:

- ◆ Reduce distracted driving
- ◆ Programs to increase use of child safety seats (including booster)
- ◆ Programs to reduce bicycle crashes
- ◆ Equipment requests by first responders

All of the safety projects funded in Federal Fiscal Year 2018 are targeted to these key programs.

Once the priorities were set, the Highway Safety Office issued a Request for Proposals (RFP) in February 2017, inviting interested agencies and traffic safety groups to propose countermeasures. To simplify the process, the RFP included data in each priority area and requested solutions on how to help reduce injuries and fatalities. Applicants were requested to identify specific problems within their communities using data, develop their solutions and provide us with a quantifiable evaluation to show effectiveness of their programs. Copies of the RFP were mailed/mailed to all previous subgrantees and those who requested copies. Additionally, the RFP was posted on the State's procurement website.

A total of 53 proposals were received by the Highway Safety Office. Proposals that did not support strategies within Hawaii's Strategic Highway Safety Plan (SHSP) were not considered for funding. The remaining proposals were compiled and submitted to the County Traffic Safety Councils on each island for their review and ranking, based on the needs of that island.

The County Traffic Safety Councils in each of the four counties are established under Section 286-6, Hawaii Revised Statutes. Each council consists of not more than 15 other persons

residing in the county who shall be appointed by the mayor based on their interest in highway safety and their knowledge of local conditions. In addition, the following or their designated representatives are also members of the County Traffic Safety Council:

- Mayor
- Chief of Police
- Prosecuting Attorney
- Corporation Counsel or County Attorney
- Traffic Engineer
- Chairperson of the Traffic Commission or Safety Program Coordinator

Once the County Traffic Safety Councils' information was received, the SHSP Core Committee met and reviewed the proposals and provided recommendations to the Highway Safety Office, who made the final decision on which projects should be funded. The SHSP Core Committee includes representatives from the following agencies:

- Department of Health
- PATH (Peoples Advocacy for Trails Hawaii)
- Wilcox Memorial
- HDOT's Traffic Safety Section
- HDOT's Statewide Transportation Planning Office
- Maui Police Department
- Child Passenger Safety Advocate (Maui)
- Child Passenger Safety Advocate (Hawaii County)
- Federal Highways Administration
- Department of Transportation Services (City and County of Honolulu)
- Hawaii County Fire Department
- Health Outcomes (Hawaii County)
- Federal Motor Carrier Safety Administration

The Governor's Highway Safety Representative also reviewed the proposals and approved the recommendations made by the Highway Safety Office.

After Hawaii's Highway Safety Plan has been officially approved by NHTSA Region 9, the Highway Safety Office will release approved grant agreements so that grant activities may begin on October 1, 2017. A mandatory orientation meeting is scheduled for all new subgrantees to review the grant process, including how to submit requests for reimbursements, project monitoring and reporting requirements.

PART 1

EXECUTIVE SUMMARY (PERFORMANCE PLAN)

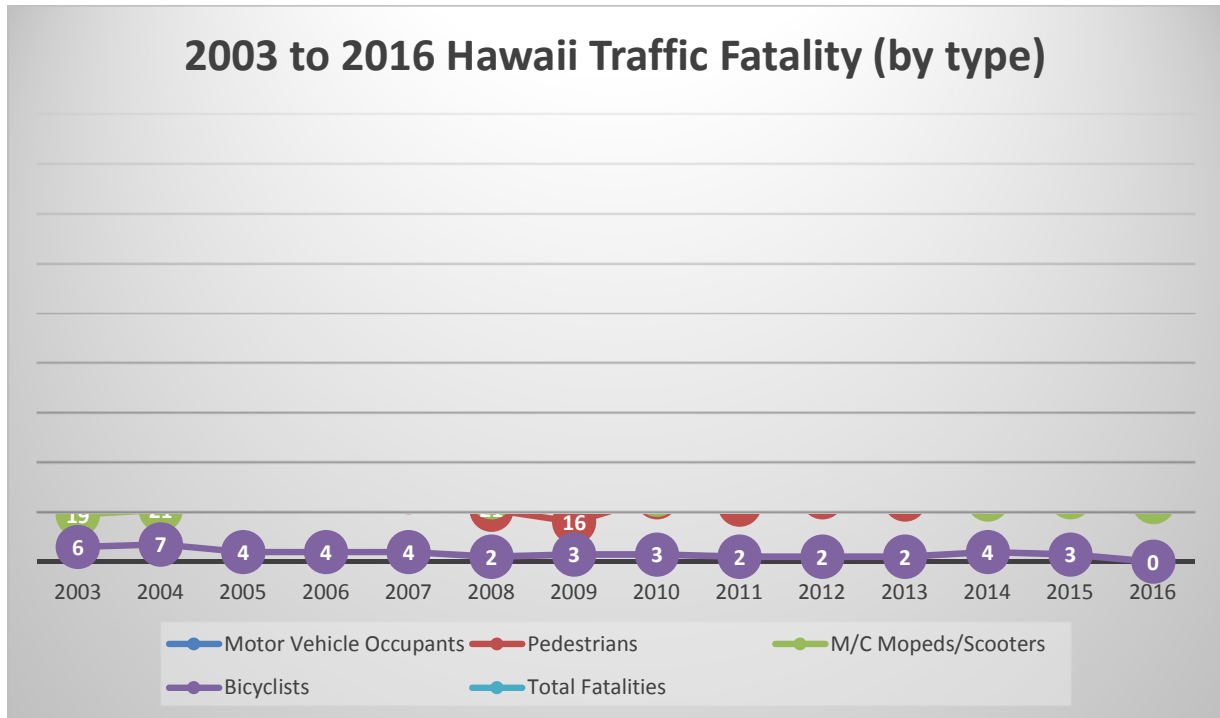
21-YEAR STATISTICS

Hawaii Summary of Traffic Demographics and Fatalities, 1995-2015

Year	Population	Licensed Drivers	Registered Vehicles	Vehicle Miles Traveled Traffic (Million)	Fatality Fatalities	Involved Rate	Alcohol Fatalities	Alcohol Involved
1995	1,196,854	732,508	901,291	7,944.1	130	1.6	64	49.2%
1996	1,203,755	733,486	907,770	8,005.9	148	1.8	62	41.9%
1997	1,211,640	738,865	906,964	8,003.0	131	1.6	57	43.5%
1998	1,215,233	746,329	915,753	8,090.2	120	1.5	61	50.8%
1999	1,210,300	752,693	929,474	8,215.2	98	1.2	42	
2000	1,213,519	769,383	964,738	8,525.7	132	1.5	50	37.9%
2001	1,225,948	787,820	986,555	8,754.3	140	1.6	53	37.9%
2002	1,239,613	814,668	1,013,594	8,937.3	119	1.3	45	37.8%
2003	1,251,154	834,188	1,057,625	9,325.0	133	1.4	71	53.4%
2004	1,273,569	843,876	1,100,646	9,734.6	142	1.6	60	42.3%
2005	1,292,729	856,163	1,149,403	10,129.1	140	1.4	67	47.9%
2006	1,309,731	867,003	1,159,256	10,196.3	161	1.6	79	49.1%
2007	1,315,675	882,466	1,167,240	10,259.9	138	1.3	69	50.0%
2008	1,332,213	895,941	1,160,643	10,189.1	107	1.0	42*	39.3%
2009	1,346,717	905,704	1,149,928	10,095.2	109	1.1	52*	47.7%
2010	1,363,950	911,417	1,151,681	10,111.0	113	1.1	43*	38%
2011	1,378,251	915,033	1,210,370	10,653.9	100	.99	45*	45%
2012	1,392,766	910,265	1,310,286	11,517.7	125	1.2	47*	38%
2013	1,408,987	904,500	1,371,341	12,078.2	102	1.0	34*	33%
2014	1,419,561	902,590	1,312,445	11,569.4	95	.93	30*	32%
2015	1,431,603	918,768	1,261,343	10,301.0	93	.91	33*	35%

*BAC .08+

2003 to 2016 Hawaii Traffic Fatality (by type)



The data from 2003-2015 are from FARS. Please note that the 2016 data above is preliminary state data.

A brief summary of 2015 fatal data showed:

Pedestrians:

- Of the 93 traffic fatalities, 27 were pedestrians.
- A total of 9, or 33.3 percent, of the pedestrians killed had either alcohol, drugs or a combination of both in their system. (Drugs were either marijuana or meth).
- Of the 27 pedestrian fatalities, 16 or 59.2 percent, were 50 years or older.

Alcohol/Drugs

- At least 36, or 38.3 percent, of the fatalities died in alcohol-related traffic crashes.
- At least 15, or 16 percent, had only drugs in their system (no alcohol).
- At least 51, or 54.8 percent of the fatalities were alcohol and or drug related.

Motorcycle

- Motorcyclist fatalities increased from 25 to 26, or 3.8 percent.
- Of the 26 motorcycle fatalities, 23 were males.

CORE OUTCOME MEASURES		2011	2012	2013	2014	2015
C-1*	Traffic Fatalities (FARS) Annual	100	125	102	95	93
	5-Year Moving Average	113	111	110	107	103
With the guidance and support of the HDOT Administration, our goal is to not exceed a 5-year average of 98 fatalities by 2018.						
C-2*	Serious Injuries in Traffic Crashes (State Crash File) Annual	378	441	488	512	N/A
	5-Year Moving Average	346	365	408	435	N/A
With the guidance and support of the HDOT Administration, our goal is to not exceed the 5-year average of 517 serious injuries by 2018.						
C-3*	Fatalities/VMT (FARS/FHWA) Annual	0.99	1.24	1.01	0.93	0.91
	5-Year Moving Average	1.12	1.10	1.09	1.06	1.02
With the guidance and support of the HDOT Administration, our goal is to not exceed the 5-year average Fatalities /VMT of 0.95 by 2018.						
C-4	Unrestrained Passenger Vehicle Occupant Fatalities, All Seat Positions (FARS) Annual	14	31	23	18	15
	5-Year Moving Average	24	25	24	22	20
Reduce unrestrained passenger vehicle occupant fatalities, all seat positions by 5 percent from 20 (2011-2015 average) to 19 by 2018.						
C-5	Alcohol-Impaired Driving Fatalities (BAC=.08+) (FARS) Annual	45	47	34	30	33
	5-Year Moving Average	45	46	44	40	38
Reduce alcohol-impaired driving fatalities by 3 percent from 38 (2011-2015 average) to 37 by 2018.						
C-6	Speeding-Related Fatalities (FARS) Annual	45	69	45	36	40
	5-Year Moving Average	54	55	54	49	47
Reduce speeding-related fatalities by 2 percent from 47 (2011-2015 average) to 46 by 2018.						
C-7	Motorcyclist Fatalities (FARS) Annual	32	40	29	25	26
	5-Year Moving Average	29	32	32	30	30
Reduce motorcyclist fatalities by 3 percent from 30 (2011-2015 average) to 29 by 2018.						
C-8	Unhelmeted Motorcyclist Fatalities (FARS) Annual	25	28	19	12	16
	5-Year Moving Average	22	23	23	21	20
Reduce unhelmeted motorcyclist fatalities by 5 percent from 20 (2011-2015 average) to 19 by 2018.						
C-9	Drivers Age 20 or Younger Involved in Fatal Crashes (FARS) Annual	12	10	9	8	12
	5-Year Moving Average	16	14	12	11	10
Reduce fatal crashes involving drivers age 20 and younger by 10 percent from 10 (2011-2015 average) to 9 by 2018.						
C-10	Pedestrian Fatalities (FARS) Annual	23	26	23	24	25
	5-Year Moving Average	22	322	23	24	24
Reduce pedestrian fatalities by 4 percent from 24 (2011-2015 average) to 23 by 2018.						

C-11	Bicyclist Fatalities (FARS)	Annual	2	2	2	4	2
		5-Year Moving Average	3	2	2	3	2
Reduce bicyclist fatalities by 50 percent from 2 percent (2011-2015 average) to 1 by 2018.							
CORE BEHAVIOR MEASURE			2012	2013	2014	2015	2016
B-1	Observed Seat Belt Use for Passenger Vehicles, Front Seat Outboard Occupants (State Survey)	Annual	93%	94%	94%	93%	94.5%
Increase observed seat belt use for passenger vehicles, front seat outboard occupants by 2 percentage points from 93 percent in 2015 to 95 percent in 2018.							

***Safety Target Goals**
#Projected number of fatalities

Performance Report

The chart below provides a report of Hawaii’s progress and outcomes on the 11 core performance measures and the one core behavior measure using FFY 2015 statistics (the most recent year in which complete and finalized FARS data is available). Hawaii’s FFY 2015 Highway Safety Annual Report can be found on the Hawaii Department of Transportation’s website at <http://hidot.hawaii.gov/highways/safe-communities-annual-report> and includes more detailed information on grant funding distribution, the results of our annual attitudinal survey and program area highlights.

Overall, Hawaii’s fatality numbers decreased for all core performance measures except C-10 (pedestrian fatalities) and C-11 (bicyclist fatalities), which experienced a 15 percent increase and 35 percent increase, respectively. Hawaii recognizes it is not immune from the national trend of recent increases in fatal and injury crashes. In order to counteract and reverse this disturbing trend, the FFY 2018 HSP focuses on proven strategies, evidence-based countermeasures, as well as new education and enforcement approaches that will provide the greatest impact on saving lives and reducing serious injuries on Hawaii’s roadways.

Core Performance Measures		2015				
		5-year Moving Average	Target Total	Improvement Goal	Actual Total	Actual Attainment
C-1	Traffic Fatalities (FARS)	111	100	Reduce by 10.0%	93	Decreased by 16.0%
C-2	Serious Injuries in Traffic Crashes (State Crash File)	373	354	Decrease by 5.0%	N/A	N/A
C-3	Fatalities/VMT (FARS/FHWA)	1.10	1.0	Reduce by 10.0%	0.91	Decreased by 0.19%
C-4	Unrestrained Passenger Vehicle Occupant Fatalities All Seat Positions (FARS)	25	23	Reduce by 10.0%	15	Decreased by 40.0%
C-5	Alcohol-Impaired Driving Fatalities (BAC=.08+) (FARS)	46	41	Reduce by 10.0%	33	Decreased by 28.0%
C-6	Speeding-Related Fatalities (FARS)	55	50	Reduce by 10.0%	40	Decreased by 27.0%
C-7	Motorcyclist Fatalities (FARS)	32	29	Reduce by 10.0%	26	Decreased by 20.0%
C-8	Unhelmeted Motorcyclist Fatalities (FARS)	23	21	Reduce by 10.0%	16	Decreased by 30.0%
C-9	Drivers Age 20 or Younger Involved in Fatal Crashes (FARS)	14	13	Reduce by 10.0%	12	Decreased by 15.0%
C-10	Pedestrian Fatalities (FARS)	22	20	Reduce by 10.0%	25	Increased by 15.0%
C-11	Bicyclist Fatalities (FARS)	2	2	Reduce by 10.0%	4	Increased by 35.0%
Core Behavior Measure						
B-1	Observed Seat Belt Use for Passenger Vehicles, Front Seat Outboard Occupants (State Survey)	96.39%	97%	Increase by 0.5%	94.5%	Decreased by 1.9%

SAFETY TARGET SETTING

The Hawaii Department of Transportation (HDOT) and its Highway Safety Office have set safety targets in accordance with 23 CFR Part 490 for the Highway Safety Improvement Program (HSIP) and 23 CFR Part 1300 for the Highway Safety Plan (HSP). The common performance measures (23CFR 490.209 (a)(1)) were determined after reviewing multiple sources of data. The safety targets are being utilized in Hawaii's FFY 2018 HSIP and HSP.

The performance measures were sent to the Hawaii FHWA Division Office in June 2017.

Safety Target Setting Methodology

In April 2017, representatives from the HDOT, Oahu Metropolitan Planning Organization (OMPO) and Hawaii State Department of Health (DOH) participated in the Federal Highway Administration's (FHWA) Safety Target Setting Coordination and Training Workshop. Through the workshop, we identified potential data sources and options to set our safety targets.

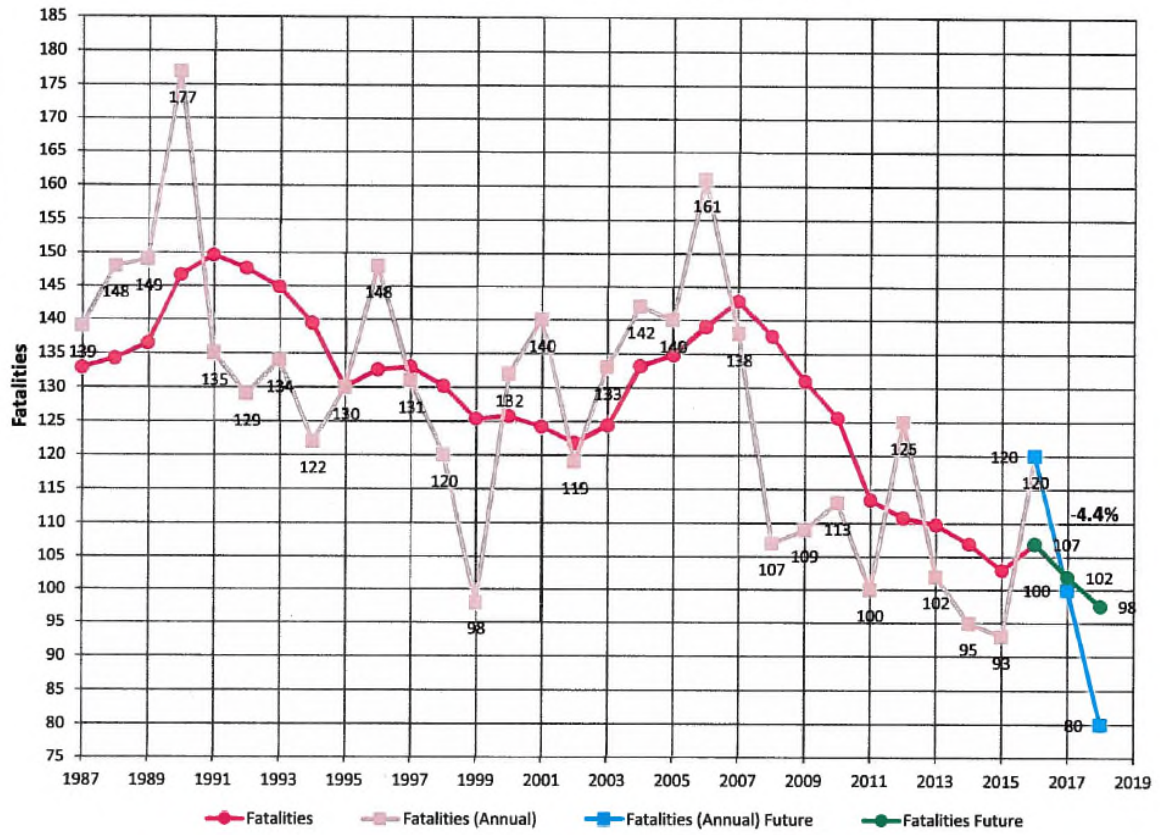
HDOT, in partnership with OMPO and DOH, established safety targets using a data-driven methodology and data that was most appropriate for our state. HDOT did consult multiple data sources before deciding on the following key factors: traffic fatality data (Fatality Analysis Reporting System and HDOT's Traffic Accident Reporting System), vehicle miles traveled and the economy. These key factors were used to establish trend lines and possible factors that may affect the trend line and annual safety performance targets.

Additionally, representatives from Hawaii's Strategic Highway Safety Plan (SHSP) core committee participated in the target setting discussions to ensure that the safety targets aligned with the SHSP goals.

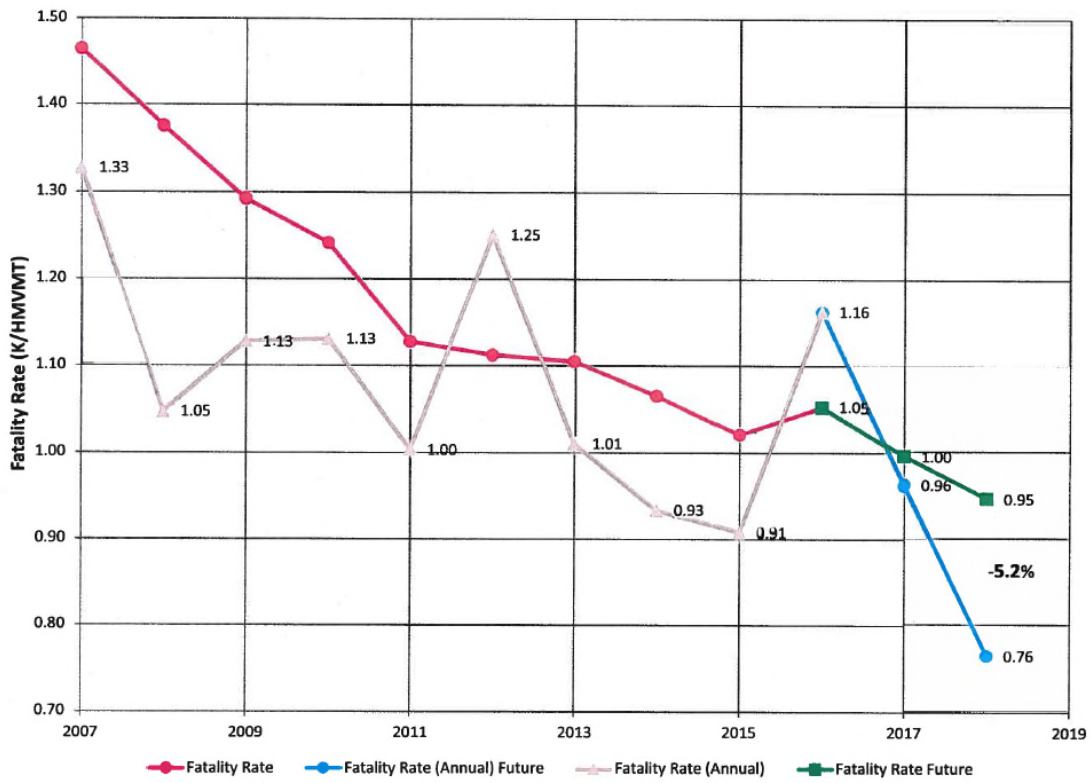
Saving Lives

HDOT will continue to use a data-driven problem identification process to prioritize our resources. HDOT and our traffic safety partners remain dedicated to implementing the strategies in our SHSP to ensure that all roadway users arrive alive.

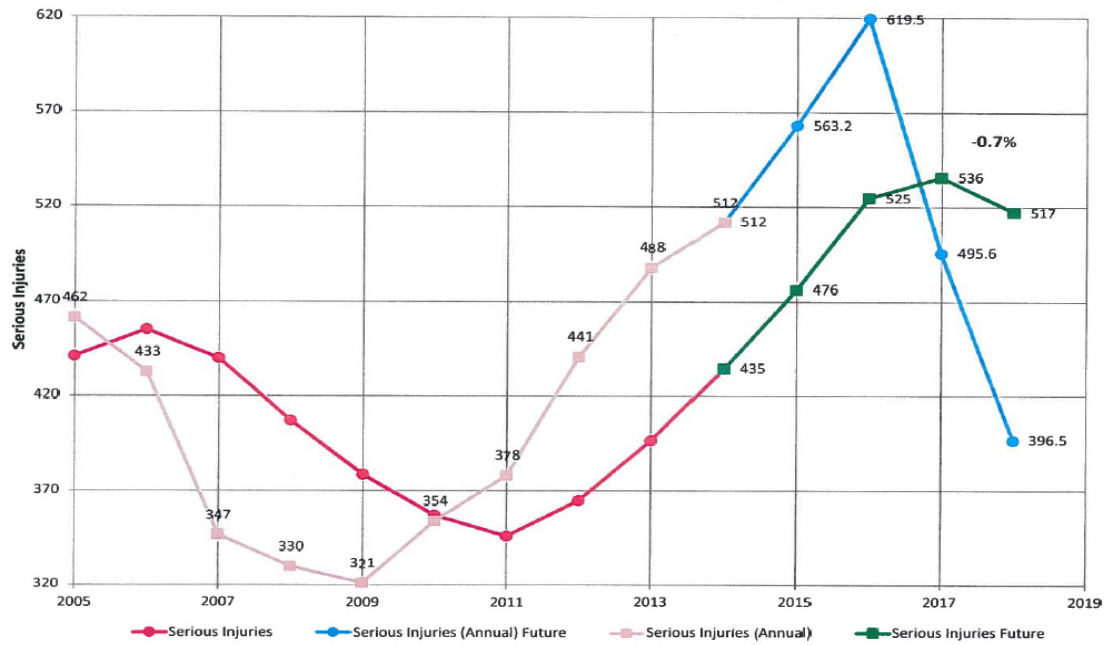
Hawaii Fatalities - 5 Year Average



Hawaii Fatality Rate - 5 Year Average



Hawaii Serious Injuries - 5 Year Average



C-1: Traffic Fatalities, 2011-2015

	2011	2012	2013	2014	2015
<u>Actual numbers:</u>					
Traffic Fatalities	100	125	102	95	93
<u>Utilizing 5-year moving average:</u>					
Traffic Fatalities	113	111	110	107	103

During 2015, there were 93 motor vehicle fatalities, a 2.1 percent decrease from 2014, the lowest in 40 years. We will continue to work hard to further reduce Hawaii's motor vehicle fatalities by focusing our efforts on impaired driving, speeding, motorcycle and pedestrian safety. With the guidance and support of the HDOT Administration, our goal is to not exceed a 5-year average of 98 fatalities by 2018. We are heartened that the hard work of the Hawaii Department of Transportation's (HDOT) staff and all of our traffic safety partners continues to make a difference. Given our relatively low annual number of fatalities, it is statistically possible for anomalies to occur.

C-2: Serious Injuries in Traffic Crashes, 2010-2014*

	2010	2011	2012	2013	2014
<u>Actual numbers:</u>					
Serious Injuries	354	378	441	488	512
<u>Utilizing 5-year moving average:</u>					
Serious Injuries	351	346	365	396	435

* A serious injury is defined as: Any injury, other than a fatal injury, which prevents the injured person from walking, driving or normally continuing the activities the person was capable of performing before the injury occurred. This is often defined as "needing help from the scene."

Please note that this is the most current data available.

With the guidance and support of the HDOT Administration, our goal is to not exceed the 5-year average of 517 serious injuries by 2018. Given our relatively low annual number of serious injuries, it is statistically possible for anomalies to occur.

C-3: Fatalities/VMT, 2011-2015

	2011	2012	2013	2014	2015
<u>Fatality Rates:</u>					
Total Fatalities	0.99	1.24	1.01	0.93	0.91
Rural	1.75	2.33	2.23	1.75	0.73
Urban	0.76	0.90	0.75	0.77	0.95
<u>Utilizing 5-year moving average:</u>					
Total Fatalities	1.12	1.10	1.09	1.06	1.02
Rural	2.02	1.97	1.93	1.96	1.76
Urban	0.83	0.82	0.85	0.82	0.83

In calendar year 2015, there were 93 motor vehicle fatalities, the lowest in 40 years. The HDOT will continue to work with our partners to further reduce the number of motor vehicle fatalities. With the guidance and support of the HDOT Administration, our goal is to not exceed the 5-year average Fatalities /VMT of 0.95 by 2018. Given our relatively low annual number of fatalities, it is statistically possible for anomalies to occur.

C-4: Unrestrained Passenger Vehicle Occupant Fatalities, All Seat Positions 2011-2015 (Utilizing 5-year moving average)

	2011	2012	2013	2014	2015
<u>Actual numbers:</u>					
Number of Unrestrained Passengers Vehicle Occupant Fatalities, All Seat Position	14	31	23	18	15
<u>Utilizing 5-year moving average:</u>					
Number of Unrestrained Passengers Vehicle Occupant Fatalities, All Seat Positions	24	25	24	22	20

During 2015, there were 15 unrestrained motor vehicle occupant fatalities, a 17 percent decrease from 2014. The HDOT will continue our education, media and enforcement efforts to increase compliance with Hawaii's seat belt law. Hawaii's goal is to reduce unrestrained passenger vehicle occupant fatalities, all seat positions by 5 percent from 20 (2011-2015 average) to 19 by 2018. Given our relatively low annual number of fatalities, it is statistically possible for anomalies to occur.

C-5: Alcohol-Impaired Driving Fatalities, 2011-2015

	2011	2012	2013	2014	2015
<u>Actual numbers:</u>					
Alcohol-Impaired Fatalities	45	47	34	30	33
<u>Utilizing 5-year moving average:</u>					
Alcohol-Impaired Fatalities	45	46	44	40	38

Despite a decrease in the number of traffic fatalities, from 95 in 2014 to 93 in 2015, impaired driving continues to present a significant problem in Hawaii. The HDOT will continue to work with our traffic safety partners to conduct statewide educational efforts and high visibility enforcement. Based on our five-year trendline analysis of Hawaii's alcohol-impaired fatalities, our goal is to reduce alcohol-impaired driving fatalities by 3 percent from 38 (2011-2015 average) to 37 by 2018. Given our relatively low annual number of fatalities, it is statistically possible for anomalies to occur.

C-6: Speeding-Related Fatalities, 2011-2015

	2011	2012	2013	2014	2015
<u>Actual numbers:</u>					
Number of Speeding-Related Fatal Crashes	43	69	45	36	40
Number of Speeding-Related Fatalities	45	69	45	36	40
Speeding Citations*	58,176	69,980	62,604	58,274	64,480
*FFY information provided by local police departments					
<u>Utilizing 5-year moving average:</u>					
Number of Speeding-Related Fatal Crashes	54	49	49	45	43
Number of Speeding-Related Fatalities (C-6)	54	55	54	49	47

Speeding continues to plague Hawaii's roadways and was a contributing factor in 43 percent of our traffic-related fatalities in 2015 (40 out of 93 fatalities). During FFY 2018, we will continue to focus efforts on strict and consistent enforcement of Hawaii's speeding laws. Based on our five-year trendline analysis of Hawaii's speed-related fatalities, our goal is to reduce speeding-related fatalities by 2 percent from 47 (2011-2015 average) to 46 by 2018. Given our relatively low annual number of fatalities, it is statistically possible for anomalies to occur.

C-7: Motorcyclist Fatalities, 2011-2015

	2011	2012	2013	2014	2015
<u>Actual numbers:</u>					
Number of Motorcyclist Fatalities	32	40	29	25	26
<u>Utilizing 5-year moving average:</u>					
Number of Motorcyclist Fatalities	29	32	32	30	30

During calendar year 2015, there were 26 motorcyclist and moped fatalities, a slight increase from 25 in 2014. As such, motorcycle safety will remain a priority in FFY 2018. Grant funds will be used for a motorcycle awareness campaign and toward the statewide motorcycle training program. Based on our five-year trendline analysis of motorcyclist fatalities in Hawaii, our goal is to reduce motorcyclist fatalities by 3 percent from 30 (2011-2015 average) to 29 by 2018. Given our relatively low annual number of fatalities, it is statistically possible for anomalies to occur.

C-8: Unhelmeted Motorcyclist Fatalities, 2011- 2015

	2011	2012	2013	2014	2015
<u>Actual numbers:</u>					
Number of Unhelmeted Motorcyclist Fatalities	25	28	19	12	16
<u>Utilizing 5-year moving average:</u>					
Number of Unhelmeted Motorcyclist Fatalities	22	23	23	21	20
Motorcycle Registrations	33,022	38,223	41,180	37,771	32,831
Helmet Use Observation Study					
Motorcycle Helmet Use Rate	47.66%	52.61%	52.38%	52.94%	58.89%
Moped Helmet Use Rate	20.28%	25.37%	25.34%	38.97%	16.43%

In addition to reducing motorcycle fatalities, we will continue to emphasize the need to wear helmets through our motorcyclist rider classes and our media messages. Based on our trendline analysis of Hawaii’s unhelmeted motorcyclist fatalities, our goal is to reduce unhelmeted motorcyclist fatalities by 5 percent from 20 (2011-2015 average) to 19 by 2018. Given our relatively low annual number of fatalities, it is statistically possible for anomalies to occur.

C-9: Drivers Age 20 or Younger Involved in Fatal Crashes, 2011-2015

	2011	2012	2013	2014	2015
<u>Actual numbers:</u>					
Number of Drivers 20 or Younger Involved in Fatal Crashes	12	10	9	8	12
<u>Utilizing 5-year moving average:</u>					
Number of Drivers 20 or Younger Involved in Fatal Crashes	16	14	12	11	10

We believe that our graduated driver's license law is making a positive impact on the number of young drivers involved in fatal crashes. The HDOT and our partners will continue to educate teenagers and novice drivers in hopes of instilling good driving skills. Based on our five-year trendline analysis of the number of drivers 20 years or younger involved in fatal crashes, our goal is to reduce fatal crashes involving drivers age 20 and younger by 10 percent from 10 (2011-2015 average) to 9 by 2018. Given our relatively low annual number of fatalities, it is statistically possible for anomalies to occur.

C-10: Pedestrian Fatalities, 2011-2015

	2011	2012	2013	2014	2015
<u>Actual numbers:</u>					
Number of Pedestrian Fatalities	23	26	23	24	25
<u>Utilizing 5-year moving average:</u>					
Number of Pedestrian Fatalities	22	22	23	24	24

Pedestrian safety remains a top priority as 25 of our 93 (27 percent) motor vehicle fatalities in 2015 were pedestrians. Of the pedestrian fatalities, 16 were 50 years or older and 9 tested positive for alcohol, drugs or both in their systems. We will continue to work with our traffic safety partners to conduct statewide educational efforts and high visibility enforcement. Based on our five-year trendline analysis of Hawaii's pedestrian fatalities, our goal is to reduce pedestrian fatalities by 4 percent from 24 (2011-2015 average) to 23 by 2018. Given our relatively low annual number of fatalities, it is statistically possible for anomalies to occur.

C-11: Bicyclist Fatalities, 2011-2015

	2011	2012	2013	2014	2015
<u>Actual numbers:</u>					
Number of Bicyclist Fatalities	2	2	2	4	2
<u>Utilizing 5-year moving average:</u>					
Number of Bicyclist Fatalities	3	2	2	3	2
Bicycle Helmet Use Rate	33.02%	37.92%	46.33%	57.45%	58.88%

During calendar year 2015, 2 of our 93 (2 percent) motor vehicle fatalities were bicyclists. As the number of bicyclists continues to grow, we will work to protect these vulnerable roadway users through education and enforcement. Based on our five-year trendline analysis of Hawaii’s bicyclist fatalities, our goal is to reduce bicyclist fatalities by 50 percent from 2 (2011-2015 average) to 1 by 2018. Given our relatively low annual number of fatalities, it is statistically possible for anomalies to occur.

B-1: Observed Seat Belt Use for Passenger Vehicles, Front Seat Outboard Occupants in Hawaii, 2012-2016

	2012	2013	2014	2015	2016
<u>Actual numbers:</u>					
Seat Belt Use Rate (Observational Survey)	93%	94%	94%	93%	94.5%

The HDOT and our partners are proud to have been able to maintain a seat belt usage rate higher than 90 percent for more than a decade. Though our seat belt usage rate remains strong, we will continue to participate in the annual Click It or Ticket campaign. We will also continue our combination of earned and paid media, education and enforcement year round. Hawaii’s goal is to increase observed seat belt use for passenger vehicles, front seat outboard occupants by 2 percentage points from 94.5 percent in 2016 to 96.5 percent in 2018.

Federal Fiscal Year 2018 Highway Safety Plan Summary

Project Title	Total	To Local
Program Administration	\$200,000.00	\$0.00
Police Traffic Services	\$627,604.00	\$453,234.00
Impaired Driving	\$3,052,342.61	\$1,827,658.91
Traffic Records	\$1,792,670.00	\$501,340.00
Emergency Medical Services	\$103,000.00	\$98,000.00
Occupant Protection	\$1,140,109.00	\$805,109.00
Speed Control	\$1,113,529.10	\$1,053,529.10
Motorcycle Countermeasures	\$105,407.00	\$47,407.00
Graduated Driver's License	\$35,000.00	\$0.00
Pedestrian/Bicycle Safety	\$549,419.80	\$239,419.80
Distracted Driving	\$590,736.00	\$410,736.00
NHTSA TOTAL	\$9,334,817.51	\$5,436,433.81
Share to Local (percentage)		≈ 58%

Federal Fiscal Year 2018 Section 402 Funds/Share to Local Summary

Program Areas	402 Funds	Share To Local
Program Administration	\$200,000.00	\$0.00
Police Traffic Services	\$627,604.00	\$453,234.00
Impaired Driving	\$103,000.00	\$8,000.00
Traffic Records	\$0.00	\$0.00
Emergency Medical Services	\$103,000.00	\$98,000.00
Occupant Protection	\$392,884.00	\$277,884.00
Speed Control	\$1,113,529.10	\$1,053,529.10
Motorcycle Countermeasures	\$0.00	\$0.00
Graduated Driver's License	\$0.00	\$0.00
Pedestrian/Bicycle Safety	\$90,000.00	\$40,000.00
Distracted Driving	\$430,736.00	\$410,736.00
402 TOTAL	\$3,060,753.10	\$2,341,383.10
Share to Local (percentage)		≈ 76%

PART II

PROGRAM AREAS

All projects will be funded on the condition that the State of Hawaii Department of Transportation receives federal appropriations for Federal Fiscal Year 2018.

PLANNING & ADMINISTRATION

Program Overview

The Planning & Administration (P&A) program area includes those activities and costs necessary for the overall management and operations of the Highway Safety Office. These activities include:

- ◆ Identifying the state's most significant traffic safety problems;
- ◆ Prioritizing problems and developing methods for the distribution of funds;
- ◆ Developing the annual Highway Safety Plan (HSP);
- ◆ Selecting individual projects to be funded;
- ◆ Evaluating accomplishments;
- ◆ Increasing public awareness and community support;
- ◆ Participating on various traffic safety committees and task forces;
- ◆ Organizing traffic safety groups;
- ◆ Coordinating statewide public information and education programs; and
- ◆ Generally promoting and coordinating traffic safety in Hawaii.

Goals & Performance Measures

The goal is to provide management and support services for the activities necessary to operate the traffic safety program in the State of Hawaii. The performance goals include:

- ◆ Develop a coordinated HSP/Performance Plan by July 1, 2017.
- ◆ Maintain and update, as needed, an evidence-based traffic safety enforcement plan that outlines strategies and initiatives to prevent traffic violations; crashes; and crash fatalities and injuries in program areas and locations most at risk for such incidents.
 - ◆ Law enforcement are strongly encouraged to use evidence-based strategies identified in Countermeasures-That-Work or other best available research such as high-visibility enforcement, saturation patrols and special operations.
 - ◆ Adjustments may be made to this enforcement plan based upon continuous evaluation and monitoring of traffic-related data.
 - ◆ Communication and educational elements will be implemented to support enforcement efforts.
- ◆ Develop, coordinate, monitor and administratively evaluate traffic safety projects identified in the plan.
- ◆ Conduct an active public awareness and community support program during Federal Fiscal Year (FFY) 2018.
- ◆ Support highway safety legislation.
- ◆ Develop the Annual Report for FFY 2018 by December 31, 2018.
- ◆ Utilize all available means for improving and promoting the Hawaii traffic safety program.

**Program Administration
FAST Act Section 402**

1	<p>Project Title: Program Administration Project Number: PA18-00 (01-S-01) Project Goal: To implement the Hawaii Department of Transportation’s traffic safety program. Project Description: The funds will be used to administer the highway safety program for the State of Hawaii. Funds will also be used for travel to meetings and conferences such as the NHTSA Region 9 Partners Meeting and the Lifesavers Conference. Project Cost: \$135,000.00 \$40,000.00 – FAST Act Section 402 FFY 2017 funds \$95,000.00 – FAST Act Section 402 FFY 2018 funds</p>
2	<p>Project Title: Hawaii Department of Transportation – Fiscal Coordinator Project Number: PA18-00 (02-S-01) Project Goal: To ensure that all reimbursements are correct and processed in a timely manner. Project Description: The funds will be used to continue funding a fiscal coordinator position to manage the Highway Safety Office’s daily administrative tasks, process grant agreements and review grant reimbursement requests. Project Cost: \$65,000.00 \$40,000.00 – FAST Act Section 402 FFY 2017 funds \$25,000.00 – FAST Act Section 402 FFY 2018 funds</p>
	<p>Program Administration Total: \$200,000.00 Funding source: FAST Act Section 402 FFY 2017 - \$80,000.00 Funding source: FAST Act Section 402 FFY 2018 - \$120,000.00</p>

**Hawaii Program Administration Summary Sheet
FAST Act Section 402 FFY 2017/2018 Funds
Federal Fiscal Year 2018**

	PROGRAM ADMINISTRATION FISCAL SUMMARY	Allocation
PA18-00 (01-S-01)	HDOT – Program Administration	\$135,000.00
PA18-00 (02-S-01)	HDOT – Fiscal Coordinator	\$65,000.00
Program Admin Total:		\$200,000.00
	FAST Act Section 402 FFY 2017 Funds	\$80,000.00
	FAST Act Section 402 FFY 2018 Funds	\$120,000.00

POLICE TRAFFIC SERVICES

Reducing the amount of time it takes to investigate a crash scene while improving investigation techniques continues to be a priority for Hawaii’s four county police departments. With continual and advanced training, the police departments strive to reduce the amount of time the roads are closed without compromising the integrity of their investigations.

Additionally, continual training is reasonable and necessary due to promotions, transfers and new hires.

The goal for our Police Traffic Services program is to conduct a minimum of two statewide, advanced investigation/reconstruction classes.

**Police Traffic Services
MAP-21 Section 402; FAST Act Section 402**

1	<p>Project Title: Honolulu Police Department Traffic Services Project Number: PT18-01 (01-O-01) Project Goal: To improve the accuracy and timeliness of collecting crash scene data by conducting statewide training for law enforcement officers in highway safety-related disciplines. Project Description: The Honolulu Police Department (HPD) will use grant funds to host three Institute of Police Technology and Management (IPTM) courses on Oahu. Funds will also be used to send officers to the CDR Summit, ARC-CSI Conference and a motorcycle enforcement training program. The neighbor island police departments will be participating in the IPTM courses. Grant funds may be used for related training and equipment purchases if approved by the Highway Safety Office. Project Cost: \$134,970.00 (FAST Act Section 402 FFY 2018 funds)</p>
2	<p>Project Title: Hawaii County Police Department Traffic Services Project Number: PT18-01 (02-H-01) Project Goal: To improve the accuracy and timeliness in collecting crash scene data by training seven law enforcement officers in highway safety-related disciplines by September 30, 2018. Project Description: The project will enable the Hawaii County Police Department (HCPD) to send seven Traffic Enforcement Unit officers to participate in three IPTM courses on Oahu. HCPD will also use grant funds to purchase two digital SLR cameras for use during traffic fatality investigations. Grant funds may also be used for related training, travel and equipment purchases if approved by the Highway Safety Office. Project Cost: \$109,840.00 (FAST Act Section 402 FFY 2018 funds)</p>

3	<p>Project Title: Maui Police Department Traffic Services Project number: PT18-01 (03-M-01) Program Goal: To improve the accuracy and timeliness in collecting crash scene data by training a minimum of two law enforcement officers in highway safety-related disciplines. Project Description: The project will enable the Maui Police Department (MPD) to send Traffic officers to participate in the IPTM courses being offered on Oahu. MPD also plans to send officers to the ARC-CSI Conference, CDR: Train the Trainer/Analyst course, and to host an ACTAR training. Additionally, funds will be used for CDR hardware updates, ACTAR software updates, MapScenes software updates and Leica ScanStation updates. Grant funds may be used for related training, travel and equipment purchases if approved by the Highway Safety Office. Project Cost: \$105,600.00 (FAST Act Section 402 FFY 2018 funds)</p>
4	<p>Project Title: Kauai Police Department Traffic Services Project Number: PT18-01 (04-K-01) Program Goal: To improve the accuracy and timeliness in collecting crash scene data by training two law enforcement officers in highway safety-related disciplines by September 30, 2018. Project Description: The project will enable the Kauai Police Department to send Traffic officers to participate in the three IPTM courses being offered on Oahu. KPD will also send two officers to the “Motor Vehicle Traffic Collision Investigation Training” that is hosted by the Riverside County Sheriff’s Department. Funds will also be used to purchase a MSAB forensic cellular phone extraction equipment/software, MapScenes CAD software and Cyclone Image software. Grant funds may be used for related training and equipment purchases if approved by the Highway Safety Office. Project Cost: \$102,824.00 (FAST Act Section 402 FFY 2018 funds)</p>
5	<p>Project Title: Traffic Safety Community/NHTSA Law Enforcement Liaison Project Number: PT18-01 (05-S-01) Program Goal: To improve communication between the four county police departments by coordinating a minimum of four Traffic Commanders meetings. Project Description: The funds will be used to fund a Traffic Safety Community/Law Enforcement Liaison (LEL) position to develop stronger grassroots support for traffic safety initiatives and to coordinate quarterly meetings and training with the four county police departments. The liaison’s main responsibility is to oversee all aspects of Hawaii’s ignition interlock program. He also chairs the Hawaii Traffic Records Coordinating Committee and Impaired Driving Task Force. Funds will also be used to send the LEL to the Lifesavers Conference, NHTSA Region 9 Partners Meeting, and GHSA Annual Meeting and Executive Board meetings. Grant funds may be used for traffic safety-related training, travel and equipment purchases if approved by the Highway Safety Office. Project Cost: \$88,440.00 (MAP-21 Section 402 FFY 2016 funds)</p>

6	<p>Project Title: Traffic Safety Liaison Project Number: PT18-01 (06-S-01) Program Goal: To assist the Department of Transportation’s Highway Safety Section staff with implementing the e-citation program, legislation and driver’s license compliance issues. Project Description: Grant funds will be used to hire a part-time staff member to assist with facilitating communication between State and County partners to: implement a statewide e-citation program; coordinate efforts in addressing ignition interlock driver’s licensing issues with the Judiciary; out-of-state driver’s licensing issues regarding ignition interlock reciprocity; assist with traffic safety legislation; and driver’s license compliance issues/requirements relating to issues such as distracted driving, graduated driving, etc. Funds will also be utilized for travel to the annual AAMVA conference. Grant funds may be used for traffic safety-related training, travel and equipment purchases if approved by the Highway Safety Office. Project Cost: \$50,000.00 \$20,000.00 - FAST Act Section 402 FFY 2017 funds \$30,000.00 – FAST Act Section 402 FFY 2018 funds</p>
7	<p>Project Title: Hawaii Department of Transportation – Traffic Branch Lifesavers Conference Project Number: PT18-01 (07-S-01) Project Goal: To send a representative from the Hawaii Department of Transportation’s (HDOT) Traffic Branch to the Lifesavers Conference to research the other factors (education, enforcement and EMS) involved in reducing the number of fatalities and injuries on Hawaii’s roadways. Project Description: The funds will be used to pay for the travel expenses for one traffic branch representative to attend the annual Lifesavers Conference. HDOT’s Traffic Branch oversees the Traffic Accident Reporting System and coordinates traffic safety meetings to address behavioral issues and programs. Grant funds may be used for traffic-safety related training, travel and equipment purchases if approved by the Highway Safety Office. Project Cost: \$3,120.00 (FAST Act Section 402 FFY 2018 funds)</p>
8	<p>Project Title: Hawaii Department of Transportation Traffic Branch - Traffic Safety Meetings Project Number: PT18-01 (08-S-01) Program Goal: To reduce motor vehicle fatalities and injuries by implementing strategies identified in Hawaii’s Strategic Highway Safety Plan. Project Description: The Department of Transportation’s Traffic Branch will use grant funds to host nine statewide traffic safety meetings. The meetings will help identify the State’s key safety needs and to guide investment decisions to achieve significant reductions in highway fatalities and serious injuries on public roads through a cooperative process that includes input from public and private safety stakeholders. The meetings will also align and leverage resources and positions from all highway safety programs in the state to collectively address the State’s safety challenges. Grant funds may be used for traffic safety-related training, travel and equipment purchases if approved by the Highway Safety Office. Project Cost: \$27,810.00 (FAST Act Section 402 FFY 2018 funds)</p>

9	Project Title: Program Management Project Number: PT18-01 (09-S-01) PM Project Description: The funds will be used for program operations including reporting, monitoring, technical assistance and development of plans. Project Cost: \$5,000.00 (MAP-21 Section 402 FFY 2016 funds)
	Police Traffic Services Total: \$627,604.00 Funding source: MAP-21 Section 402 FFY 2016 - \$93,440.00 Funding source: FAST Act Section 402 FFY 2017 - \$20,000.00 Funding source: FAST Act Section 402 FFY 2018 - \$514,164.00

**Hawaii Police Traffic Services Summary Sheet
FAST Act Section 402 FFY 2017/2018 Funds
Federal Fiscal Year 2018**

	POLICE TRAFFIC SERVICES FISCAL SUMMARY	Allocation
PT18-01 (01-O-01)	HPD - Traffic Services	\$134,970.00
PT18-01 (02-H-01)	HCPD - Traffic Services	\$109,840.00
PT18-01 (03-M-01)	MPD - Traffic Services	\$105,600.00
PT18-01 (04-K-01)	KPD - Traffic Services	\$102,824.00
PT18-01 (05-S-01)	Law Enforcement Liaison	\$88,440.00
PT18-01 (06-S-01)	Traffic Safety Liaison	\$50,000.00
PT18-01 (07-S-01)	HDOT Traffic Branch – Lifesavers Conference	\$3,120.00
PT18-01 (08-S-01)	HDOT Traffic Branch – Safety Meetings	\$27,810.00
PT18-01 (09-S-01) PM	Program Management	\$5,000.00
Traffic Services Total:		\$627,604.00
	MAP-21 Section 402 FFY 2016 Funds	\$93,440.00
	FAST Act Section 402 FFY 2017 Funds	\$20,000.00
	FAST Act Section 402 FFY 2018 Funds	\$514,164.00

SPEED CONTROL

Excessive speed continues to be a major contributing circumstance in fatal crashes in Hawaii, resulting in 40 fatalities in 2015.

A component of Police Traffic Services, speed enforcement is a top priority of Hawaii's four county police departments. The departments use grant funds to enforce the speeding laws; conduct high visibility checkpoints and stealth operations; and curb speeding and aggressive driving.

C-6: Speeding-Related Fatalities

	2011	2012	2013	2014	2015
<u>Actual numbers:</u>					
Number of Speeding-Related Fatal Crashes	43	69	45	36	40
Number of Speeding-Related Fatalities	45	69	45	36	40
Speeding Citations*	58,176	69,980	62,604	58,274	64,480
*FFY information provided by local police departments					
<u>Utilizing 5-year moving average:</u>					
Number of Speeding-Related Fatal Crashes	54	49	49	45	43
Number of Speeding-Related Fatalities (C-6)	54	55	54	49	47

Speeding continues to plague Hawaii's roadways and was a contributing factor in 43 percent of our traffic-related fatalities in 2015 (40 out of 93 fatalities). During FFY 2018, we will continue to focus efforts on strict and consistent enforcement of Hawaii's speeding laws. Based on our five-year trendline analysis of Hawaii's speed-related fatalities, our goal is to reduce speeding-related fatalities by 2 percent from 47 (2011-2015 average) to 46 by 2018. Given our relatively low annual number of fatalities, it is statistically possible for anomalies to occur.

**Speed Control Countermeasures
MAP-21 Section 402; FAST Act Section 402**

1	<p>Project Title: Honolulu Police Department Speed Enforcement Project Number: SC18-06 (01-O-01) Project Goal: Highly visible and sustained enforcement remains the most effective countermeasure in reducing speed-related crashes and fatalities. The Honolulu Police Department (HPD) will conduct a minimum of 4,000 hours of high visibility speed enforcement. Project Description: The HPD will use funds to pay for 4,000 speed enforcement overtime hours for officers to detect and enforce the traffic violation of speeding. By conducting 4,000 hours of highly visible sustained enforcement, the HPD anticipates issuing 14,000 speed-related and 2,000 other citations. Funds will also be used to purchase 25 Stalker DSR Moving Radars and 50 Stalker LIDAR XLR laser guns. Grant funds may be used for related training, travel and equipment purchases if approved by the Highway Safety Office. Project Cost: \$575,318.00 \$200,000.00 FAST Act Section 402 FFY 2017 funds \$375,318.00 FAST Act Section 402 FFY 2018 funds</p>
2	<p>Project Title: Hawaii County Police Department Speed Enforcement Project Number: SC18-06 (01-H-02) Project Goal: Highly visible and sustained enforcement remains the most effective countermeasure in reducing speed-related crashes and fatalities. Project Description: The funds will be used to pay for overtime for officers to enforce the speed-related laws. The Hawaii County Police Department (HCPD) will use crash, fatal and injury data to focus their enforcement efforts in those areas that show a speeding problem. HCPD hopes to conduct 120 or more checkpoints, specifically in locations known for excessive speed violations and locations of recent crashes involving serious injuries or death. They plan on issuing 1,300 or more speeding citations using grant funding. Funds will be used to purchase 9 Stalker DSR-2X radar units, 10 Stalker II Moving Radars, and 20 LTI TruSpeed laser units. Additionally, HCPD would like to purchase 10 Fenix Cobra Inner Visor Light Bars and 10 SoundOff Signal UltraLITE Interior Directional Warning Light bars for enforcement using unmarked vehicles. Grant funds may be used for related training, travel and equipment purchases if approved by the Highway Safety Office. Project Cost: \$173,901.60 \$100,000.00 FAST Act Section 402 FFY 2017 funds \$73,901.60 FAST Act Section 402 FFY 2018 funds</p>

3	<p>Project Title: Maui Police Department Speed Enforcement Project Number: SC18-06 (01-M-03) Project Goal: Highly visible and sustained enforcement remains the most effective countermeasure in reducing speed-related crashes and fatalities. Project Description: The Maui Police Department will use 1,350 overtime hours to enforce the speeding laws. Approximately 2,700 speeding citations will be issued using the grant funds. Funds will also be used to purchase a speed trailer with statistics package, a motorcycle with related equipment (radio, emergency lights) and to attend the mandatory subgrantee orientation in Honolulu. Grant funds may be used for related training, travel and equipment purchases if approved by the Highway Safety Office. Project Cost: \$203,600.50 \$100,000.00 FAST Act Section 402 FFY 2017 funds \$103,600.50 FAST Act Section 402 FFY 2018 funds</p>
4	<p>Project Title: Kauai Police Department Speed Enforcement Project Number: SC18-06 (01-K-04) Project Goal: Highly visible and sustained enforcement remains the most effective countermeasure in reducing speed-related crashes and fatalities. The Kauai Police Department (KPD) will conduct a minimum of 600 hours of high visibility enforcement and issue 1,867 (county and grant funded) citations. Project Description: The KPD will use 600 overtime hours to enforce the speeding laws and issue 1,867 (county and grant funded) citations for speeding. KPD will also use grant funds to purchase 10 Stalker DSR X2 radars and four LTI laser speed guns. Funds will also be used to send two representatives to the subgrantee orientation on Oahu. Grant funds may be used for related training, travel and equipment purchases if approved by the Highway Safety Office. Project Cost: \$100,709.00 (FAST Act Section 402 FFY 2017 funds)</p>
5	<p>Project Title: Hawaii Department of Transportation – Speeding Media Campaign Project Number: SC18-06 (02-S-01) Project Goal: To conduct a statewide media campaign in support of Hawaii’s high visibility speeding mobilizations. Project Description: This grant will be administered through the HDOT. We will use grant funds to purchase radio/television/movie theatre advertising schedules to air our speeding public service announcement to educate the public about the dangers of speeding. Grant funds may be used for related media training, equipment purchases and media activities. Project Cost: \$25,000.00 (MAP-21 Section 402 FFY 2016 funds)</p>
6	<p>Project Title: Program Management Project Number: SC18-06 (03-S-01) PM Project Goal: To oversee and provide guidance to speed-related projects and media campaigns. Project Description: The funds will be used for program operations including reporting, monitoring, technical assistance and development of plans for speed control-related countermeasures. Project Cost: \$35,000.00 (MAP-21 Section 402 FFY 2016 funds)</p>

Speed Control Total:	\$1,113,529.10
Funding source:	MAP-21 Section 402 FFY 2016 - \$60,000.00
Funding source:	FAST Act Section 402 FFY 2017 - \$500,709.00
Funding source:	FAST Act Section 402 FFY 2018 - \$552,820.10

Hawaii Speed Control Summary Sheet
MAP-21 Section 402 FFY 2016; FAST Act Section 402 FFY 2017/2018 Funds
Federal Fiscal Year 2018

	SPEED CONTROL FISCAL SUMMARY	Allocation
SC18-06 (01-O-01)	HPD - Speed Enforcement	\$575,318.00
SC18-06 (01-H-02)	HCPD - Speed Enforcement	\$173,901.60
SC18-06 (01-M-03)	MPD - Speed Enforcement	\$203,600.50
SC18-06 (01-K-04)	KPD - Speed Enforcement	\$100,709.00
SC18-06 (02-S-01)	HDOT – Speed Media Campaign	\$25,000.00
SC18-06 (03-S-01) PM	Program Management	\$35,000.00
Speed Control Total:		\$1,113,529.10
	MAP-21 Section 402 FFY 2016 Funds	\$60,000.00
	FAST Act Section 402 FFY 2017 Funds	\$500,709.00
	FAST Act Section 402 FFY 2018 Funds	\$552,820.10

IMPAIRED DRIVING

Impaired driving continues to be a major problem in Hawaii. Of the 93 traffic fatalities in 2015, 33 were alcohol impaired.

We will continue our “52/12” enforcement and media campaign during FFY 2018. As part of the “52/12” enforcement program, Hawaii’s four county police departments have, at a minimum, one sobriety checkpoint every week of the year, which means 52 weeks of enforcement during the 12-month federal fiscal year. Additional sobriety checkpoints will be established during major holiday periods.

We will also continue to use the “Drive Sober or Get Pulled Over” media slogan in all of our education and media campaigns.

C-5: Alcohol-Impaired Driving Fatalities

	2011	2012	2013	2014	2015
<u>Actual numbers:</u>					
Alcohol-Impaired Fatalities	45	47	34	30	33
<u>Utilizing 5-year moving average:</u>					
Alcohol-Impaired Fatalities	45	46	44	40	38

Despite a decrease in the number of traffic fatalities, from 95 in 2014 to 93 in 2015, impaired driving continues to present a significant problem in Hawaii. The HDOT will continue to work with our traffic safety partners to conduct statewide educational efforts and high visibility enforcement. Based on our five-year trendline analysis of Hawaii’s alcohol-impaired fatalities, our goal is to reduce alcohol-impaired driving fatalities by 3 percent from 38 (2011-2015 average) to 37 by 2018. Given our relatively low annual number of fatalities, it is statistically possible for anomalies to occur.

Operating a Vehicle Under the Influence of an Intoxicant (OVUII) Arrests - Grant and County Funded

	2011		2012		2013		2014		2015						
	OVUII*	Total Charged Arrests	OVUII*	Total Charged Arrests	OVUII*	Total Charged Arrests	OVUII*	Total Charged Arrests	OVUII*	Total Charged Arrests					
		Alcohol Arrests	Drugs Arrests	Alcohol Arrests	Drugs Arrests	Alcohol Arrests	Drugs Arrests	Alcohol Arrests	Drugs Arrests	Alcohol Arrests	Drugs Arrests				
Honolulu			N/A	4,902	4,791	N/A	4,748	4,652	N/A	4,309	4,203	N/A	4,567	4,410	N/A
Hawaii			N/A	1,477	1,313	125	1,348	1,152	127	1,157	993	125	1,060	908	110
Maui			N/A	957	840	140	1,084	970	127	577	486	95	765	675	90
Kauai			N/A	240	195	5	264	237	5	271	217	5	277	212	10
Total**	6,044	5,624	N/A	7,576	7,139	270	7,444	7,011	259	6,314	5,899	225	6,669	6,205	210

*Alcohol and/or Drug Arrests

** Total does not include Honolulu's statistics as HPD's data was unavailable.

**Impaired Driving Countermeasures
MAP-21 Section 402/405d; FAST Act Section 402/405d;
154/164 Penalty Transfer Funds**

1	<p>Project Title: Honolulu Police Department Impaired Driving Project Number: AL18-02 (01-O-01) Project Goal: Highly visible and sustained enforcement remains the most effective countermeasure in reducing impaired driving-related crashes and fatalities. The Honolulu Police Department (HPD) will conduct a minimum of 327 highly visible sobriety checkpoints and 25 saturation patrols during the grant period. Project Description: HPD will use funds to establish approximately 327 sobriety checkpoints, a minimum of one each week (52 per year) and during designated holidays (Thanksgiving, Memorial Day, Labor Day, etc.). They will strive to increase the number of Operating a Vehicle Under the Influence of an Intoxicant (OVUI) arrests to 560 and 100 DRE evaluations during the grant period. HPD will send key personnel to the Drug Recognition Expert (DRE) national conference; the Intoxylizer Users Group Conference and the Lifesavers Conference, as well as host the quarterly statewide Traffic Commanders meetings. In addition, funds will be used to send one DRE instructor to Maui and Kauai to assist with the training of their prosecutors in Advanced Roadside Impaired Driving Enforcement; contract a consultant to teach courses on vital signs and drug physiology during the DRE school; and purchase 25 Preliminary Alcohol Screening Devices (Alco-Sensor V) and 25 DRE kits containing supplies for new DREs. The department will also conduct quarterly earned media events during this fiscal year. Grant funds may be used for related training and equipment purchases if approved by the Highway Safety Office. Project Cost: \$748,495.24 \$13,010.00 – FAST Act Section 405d FFY 2018 funds \$735,485.24 – 164 Penalty Transfer FFY 2016 funds</p>
2	<p>Project Title: Hawaii County Police Department Impaired Driving Project Number: AL18-02 (01-H-02) Project Goal: Highly visible and sustained enforcement remains the most effective countermeasure in reducing impaired driving-related crashes and fatalities. Project Description: The Hawaii County Police Department (HCPD) will use grant funds to pay for overtime for officers to enforce Hawaii’s impaired driving laws. HCPD will conduct sobriety checkpoints every week, or 52 weeks, during the grant period in locations that have a higher risk of impaired driving. HCPD will participate in all national mobilization efforts, as well as special holiday periods locally. HCPD hopes to establish at least 120 sobriety checkpoints and screen at least 20,000 vehicles or more at the roadblocks utilizing the federal funds. The funds will be used to send key personnel to attend the DRE conferences/trainings; the Lifesavers Conference; Impaired Driving Task Force meetings; CMI Intoxilyzer Supervisor Training and the quarterly Traffic Commanders meetings. Funds will also be used for HCPD to conduct an Advanced Roadside Impaired Driving Enforcement class during the grant period. Additionally, funds will be used to purchase 16 nitrogen gas cylinders, 50 traffic cones and DRE supplies such as urine cups. HCPD will conduct quarterly earned media events during this fiscal year. Grant funds may be used for related training, travel and equipment purchases if approved by the Highway Safety Office. Project Cost: \$189,516.00 \$65,220.00 – FAST Act Section 405d FFY 2017 funds \$124,296.00 – 164 Penalty Transfer FFY 2017 funds</p>

3	<p>Project Title: Maui Police Department Impaired Driving/Youth Deterrence Project Project Number: AL18-02 (01-M-03) Project Goal: Highly visible and sustained enforcement remains the most effective countermeasure in reducing impaired driving-related crashes and fatalities. The Maui Police Department (MPD) will conduct highly visible sobriety checkpoints and saturation patrols during the grant period. Project Description: MPD will use funds to raise public awareness of and deter impaired driving by increasing arrests, citations, frequency of sobriety checkpoints, OVUII training for police officers and youth deterrent enforcement efforts. MPD will establish 100 sobriety checkpoints, conduct saturation patrols and train patrol officers, including patrol officers in rural districts such as Molokai, Hana and Lanai, to be proficient in detecting and apprehending impaired drivers. MPD will also increase enforcement during all national mobilization efforts as well as special holiday periods. MPD plans to deter illegal underage drinking through Youth Deterrence Enforcement efforts, including increasing the number of youth deterrence operations in rural areas. MPD will make 1,100 or more OVUII arrests during the grant period and 50 or more OVUII arrests at grant-funded sobriety checkpoints. The grant will also allow MPD to send key personnel to attend the IACP DRE conference; DRE certification/recertification training; Intoxilyzer Users Group Conference; Lifesavers Conference; Impaired Driving Task Force meetings and the quarterly Traffic Commanders meetings. MPD is also requesting to use grant funds to purchase an SUV to use as a sobriety checkpoint support vehicle and to purchase 100 cones that will be utilized at sobriety checkpoints. Grant funds may be used for related training, travel and equipment purchases if approved by the Highway Safety Office. Project Cost: \$366,080.56 \$37,050.00 – FAST Act Section 405d FFY 2017 funds \$329,030.56 – 164 Penalty Transfer FFY 2017 funds</p>
4	<p>Project Title: Kauai Police Department Impaired Driving Project Number: AL18-02 (01-K-04) Project Goal: Highly visible and sustained enforcement remains the most effective countermeasure in reducing impaired driving-related crashes and fatalities. The Kauai Police Department (KPD) will conduct a minimum of 60 high visibility sobriety checkpoints during the grant period. Project Description: KPD will use grant funds to conduct overtime enforcement of Hawaii’s impaired driving laws. KPD will conduct a minimum of 35 sobriety checkpoints and will screen an estimated 8,000 vehicles at the checkpoints. KPD will make 9 or more OVUII arrests at grant-funded sobriety checkpoints. Funds will also be utilized to purchase one light trailer that will be used at sobriety checkpoints in rural areas, one Intoxilyzer 8000, 25 Portable Breath Testers and DRE supplies such as urine cups. The grant will also allow KPD to send key personnel to attend the DRE conference; DRE certification/recertification training; Intoxilyzer Users Group Conference; Lifesavers Conference; CMI Intoxilyzer Supervisor Training; Impaired Driving Task Force meetings; and the quarterly Traffic Commanders meetings. Grant funds may be used for related training, travel and equipment purchases if approved by the Highway Safety Office. Project Cost: \$164,934.00 \$21,000.00 – FAST Act Section 405d FFY 2018 funds \$143,934.00 – 154 Penalty Transfer FFY 2017 funds</p>

5	<p>Project Title: Judges Training Project Number: AL18-02 (02-S-01) Project Goal: Conduct statewide judicial training for all district court judges to enable state court judges to have the most current information in order to better understand impaired driving and highway safety issues. Project Description: The funds will be used to host a statewide impaired driving update for all district court judges. The ideas generated from the training will help them better address problems facing judges adjudicating traffic matters, particularly impaired driving cases and sentencing recommendations. Grant funds may be used for traffic safety related training, travel and equipment purchases if approved by the Highway Safety Office. Project Cost: \$10,000.00 (MAP-21 Section 405d FFY 2016 funds)</p>
6	<p>Project Title: Hawaii Prosecutor's Office - Training/Traffic Safety Resource Prosecutor Project Number: AL18-02 (03-S-01) Project Goal: Ensure that 100 percent of Hawaii county deputy prosecutors that prosecute traffic-related cases are provided with current information regarding nationwide issues, trends and practices with regards to prosecution of impaired drivers. Project Description: Funds will be used to host a statewide training for prosecutors and law enforcement officers from all four counties. Grant funds will also be used to send representatives from the Hawaii Prosecutor's Office to the Lifesavers Conference; NHTSA Partners Meeting; Traffic Safety Resource Prosecutor (TSRP) conference; and DRE and ARIDE trainings; as well as other traffic safety meetings such as the Impaired Driving Task Force meetings, quarterly Traffic Commanders meetings, SHSP meetings and the subgrantee orientation. Currently, Hawaii has two TSRPs in Hawaii, one in Hawaii County and one in Kauai County. The two TSRPs work together to keep all partners up to date and to provide training. Grant funds may be used for traffic safety related training and equipment purchases if approved by the Highway Safety Office. Project Cost: \$136,444.70 (FAST Act Section 405d FFY 2017 funds)</p>
7	<p>Project Title: Kauai Prosecutor's Office – Traffic Safety Resource Prosecutor Project Number: AL18-02 (04-S-01) Project Goal: The goal is to continue to fund a special Prosecuting Attorney position to assist in District Court and handle vehicular crimes on Kauai. This attorney will also serve as Hawaii's Traffic Safety Resource Prosecutor (TSRP) and will assist with trainings and update all other counties' prosecutors on issues and court decisions that may impact Hawaii's law enforcement procedures and adjudication of impaired driving cases. Project Description: With the funds, the County of Kauai Office of the Prosecuting Attorney will retain a Special Prosecuting Attorney to help with the backlog of vehicular crime cases. Funds will also be used to send representatives to trainings, impaired driving meetings and national conferences, such as the Lifesavers Conference, the NHTSA Partners Meeting, DRE training, TSRP conference, quarterly Traffic Commanders meetings and the subgrantee orientation. The Prosecuting Attorney will also serve as one of Hawaii's TSRPs. Grant funds may be used for related travel, training and equipment purchases if approved by the Highway Safety Office. Project Cost: \$153,239.00 (FAST Act Section 405d FFY 2017 funds)</p>

8	<p>Project Title: Maui Prosecutor’s Office – Impaired Driving Prosecution Training Project Number: AL18-02 (05-M-01) Project Goal: To work in collaboration with the Maui Police Department’s goals of increasing the rate of OVUII arrests and increasing the Department of the Prosecuting Attorney District Court Division’s rate of conviction of OVUII cases. Also, to increase the effectiveness of prosecution with newer strategies. Project Description: Funds will be used to attend the DRE In-service training, IACP DRE Conference, the CMI Intoxilyzer Conference and the Lifesavers Conference to learn the latest strategies in prosecuting OVUII cases and network with other prosecutors and judges. Funds will also be used to attend the statewide Impaired Driving Task Force meetings, Traffic Commanders quarterly meetings and the subgrantee orientation in Honolulu. Grant funds may be used for related training and equipment purchases if approved by the Highway Safety Office. Project Cost: \$30,640.00 (MAP-21 Section 405d FFY 2016 funds)</p>
9	<p>Project Title: City & County of Honolulu’s Department of the Prosecuting Attorney – Training Conference of Drugs, Alcohol and Impaired Driving Project Number: AL18-02 (06-O-01) Project Goal: To be kept up to date on the latest drug trends, legal issues and innovative technology. Project Description: Funds will be used to send two representatives to the annual IACP DRE Conference to learn more about the DRE program and what other states are doing to combat impaired driving and network with prosecutors, toxicologists and experts from other jurisdictions. Grant funds may be used for related training and equipment purchases if approved by the Highway Safety Office. Project Cost: \$8,000.00 (FAST Act Section 402 FFY 2017 funds)</p>
10	<p>Project Title: Honolulu Police Department – Youth Deterrence Project Number: AL18-02 (07-O-01) Project Goal: To reduce the number of underage drinkers in Honolulu by conducting retail store compliance checks using underage decoy volunteers attempting to purchase alcohol and taking appropriate enforcement actions against persons selling alcohol to minors. Project Description: HPD will conduct 12 compliance checks during the grant period. Funds will also be utilized to conduct enforcement in areas where juveniles are known to frequent to look for underage violators. Grant funds may be used for related training and equipment purchases if approved by the Highway Safety Office. Project Cost: \$58,772.73 (154 Penalty Transfer FFY 2016 funds)</p>
11	<p>Project Title: Kauai Police Department – Youth Deterrence Project Number: AL18-02 (08-K-01) Project Goal: To reduce the number of underage drinkers on Kauai by conducting overtime enforcement. Project Description: KPD will use grant funds to conduct a minimum of 25 projects to enforce underage drinking laws. Funds will be used for overtime enforcement and will target locations where underage drinkers are known to congregate, especially during holidays and summer. Grant funds may be used for related training, travel and equipment purchases if approved by the Highway Safety Office. Project Cost: \$40,186.00 (164 Penalty Transfer FFY 2016 funds)</p>

12	<p>Project Title: Department of Health – Intoxilyzer Training Project Number: AL18-02 (09-S-01) Project Goal: The goal of this project is to train and certify Intoxilyzer 8000 operators to be supervisors and to provide training to the new DUI Coordinator. Project Description: The Hawaii Department of Health will use grant funds to work with CMI, Inc. to conduct three supervisor trainings during the grant period. Upon successfully completing the course, officers will be certified as Intoxilyzer 8000 supervisors who can conduct monthly accuracy checks and are eligible to train other officers as basic operators. Grant funds may be used for related training and equipment purchases if approved by the Highway Safety Office. Project Cost: \$25,000.00 (164 Penalty Transfer FFY 2016 funds)</p>
13	<p>Project Title: ADLRO – Automated System Project Number: AL18-02 (10-S-01) Project Goal: The goal of this project is to install a new automated case scheduling system to reduce the incidence of rescissions by 20 percent. Project Description: The Judiciary’s Administrative Driver’s License Revocation Office will use funds to install a new automated case scheduling system to reduce the amount of time it takes to dispose of cases that go to hearing, thereby reducing the average disposition time by 10 to 20 percent. Additionally, the scheduling system will help eliminate scheduling discrepancies and conflicts that can lead to rescission of driver’s license revocations. Grant funds may be used for related training and equipment purchases if approved by the Highway Safety Office. Project Cost: \$50,000.00 (164 Penalty Transfer FFY 2016 funds)</p>
14	<p>Project Title: State Judiciary – Honolulu DWI Court Project Number: AL18-02 (11-O-01) Project Goal: To complete the demonstration project by completing the DWI Court program for those participants who are currently enrolled in the program. Project Description: The funds will be used for the DWI Court pilot project in Honolulu. With the additional data, the Judiciary will continue to pursue permanent State funding to continue the DWI Court. Grant funds may be used for related training, travel and equipment purchases if approved by the Highway Safety Office. Project Cost: \$221,034.38 (164 Penalty Transfer FFY 2016 funds)</p>
15	<p>Project Title: Hawaii Department of Transportation – Impaired Driving Media Campaign Project Number: AL18-02 (12-S-01) Project Goal: To conduct a minimum of two statewide media campaigns in support of the national impaired driving mobilizations. Project Description: This grant will be administered through HDOT. We will continue to air our “Drive Sober or Get Pulled Over” media campaign in support of the national mobilizations. We are also planning to use grant funds to sponsor local sporting events. Grant funds may be used for related media training, equipment purchases and media activities. Project Cost: \$300,000.00 (154 Penalty Transfer FFY 2017 funds)</p>

16	<p>Project Title: Hawaii Department of Transportation – Behavioral Survey Project Number: AL18-02 (13-S-01) Project Goal: Conduct a minimum of two telephone surveys regarding traffic safety to determine the effectiveness of our programs. Project Description: The funds will be used to hire a consultant to conduct two surveys on traffic behavior, awareness and attitudes. Project Cost: \$45,000.00 (FAST Act Section 402 FFY 2017 funds)</p>
17	<p>Project Title: Hawaii Department of Transportation – Impaired Driving Media Contractor Project Number: AL18-02 (14-S-01) Project Goal: The HDOT will hire a media contractor to promote impaired driving messages and education. Project Description: The funds will be used to hire a media consultant to conduct a statewide impaired driving media campaign. This will include education at community events, earned media events as well as developing new educational material and, if funds are available, a new public service announcement. Grant funds may be used for related training, travel and equipment purchases if approved by the Highway Safety Office. Project Cost: \$120,000.00 (164 Penalty Transfer FFY 2017 funds)</p>
18	<p>Project Title: Hawaii Department of Transportation - DRE In-Service Training Project Number: AL18-02 (15-S-01) Project Goal: Coordinate and implement a minimum of one DRE in-service training for certified DREs. Project Description: The funds will be used to coordinate and implement a DRE in-service training for certified DREs, Traffic Commanders, county prosecutors and other personnel directly involved with Hawaii’s DRE program and impaired driving initiatives. Training and travel may be a part of the grant activity for Highway Safety staff. Project Cost: \$85,000.00 (FAST Act Section 405d FFY 2018 funds)</p>
19	<p>Project Title: Hawaii Department of Transportation – Impaired Driving Task Force Project Number: AL18-02 (16-S-01) Project Goal: Conduct a minimum of six statewide Impaired Driving Task Force meetings in order to address issues relating to impaired driving in Hawaii. Project Description: The funds will be used to provide airfare and meeting room space for the statewide Impaired Driving Task Force meetings. The task force meetings will be used to review current impaired driving programs and strategies and to determine how the program can be improved. Training and travel may be a part of the grant activity for Highway Safety staff. Project Cost: \$50,000.00 (FAST Act Section 402 FFY 2017 funds)</p>
20	<p>Project Title: Hawaii Department of Transportation – Drug Impaired Media Campaign Project Number: AL18-02 (17-S-01) Project Goal: To conduct a statewide media campaign to educate the public about the dangers of driving under the influence of drugs. Project Description: This grant will be administered through the HDOT. We will use grant funds to purchase radio/television/movie theatre advertising schedules to air a public service announcement to educate the public about the dangers of drug-impaired driving. Grant funds may be used for related media training, equipment purchases and media activities. Project Cost: \$100,000.00 (FAST Act Section 405d FFY 2018 funds)</p>

21	<p>Project Title: Hawaii Department of Transportation – Court Monitoring Project Number: AL18-02 (18-S-01) Project Goal: To conduct regular court monitoring statewide to ensure consistency in regards to impaired driving cases. Project Description: The funds will be used to provide training and stipends to court monitoring volunteers statewide. The volunteers will observe and document what happens in the courtroom. Data will be compiled and given to stakeholders such as the police, prosecutors and judges. Training and travel may be a part of the grant activity for Highway Safety staff. Project Cost: \$65,000.00 (164 Penalty Transfer FFY 2016 funds)</p>
22	<p>Project Title: Program Management Project Number: AL18-02 (19-S-01) PM Project Goal: To oversee and provide guidance to impaired driving-related projects. Project Description: The funds will be used for program operations including reporting, monitoring, technical assistance and development of plans and application for impaired driving-related countermeasures. Grant funds will also be used to purchase a DAX (Drug and alcohol evidence recorder) recorder to capture eye movements and pupil size in SFST and DRE evaluations, which may be used as evidence or for training purposes. Training and travel may be a part of the grant activity for Highway Safety staff. Project Cost: \$110,000.00 \$30,000.00 (164 Penalty Transfer FFY 2017 funds) \$80,000.00 (FAST Act 405d FFY 2017 funds)</p>
	<p>Impaired Driving Countermeasures Total: \$3,077,342.61 Funding source: MAP-21 Section 405d FFY 2016 - \$40,640.00 Funding source: FAST Act Section 402 FFY 2017 - \$103,000.00 Funding source: FAST Act Section 405d FFY 2017 - \$471,953.70 Funding source: FAST Act Section 405d FFY 2018 - \$219,010.00 Funding source: 154 Penalty Transfer Funds FFY 2016 - \$58,772.73 Funding source: 164 Penalty Transfer Funds FFY 2016 - \$1,136,705.62 Funding source: 154 Penalty Transfer Funds FFY 2017 - \$443,934.00 Funding source: 164 Penalty Transfer Funds FFY 2017 - \$603,326.56</p>

Hawaii Impaired Driving Summary Sheet
MAP-21 Section 405d FFY 2016 Funds; FAST Act Section 402/405d FFY 2017
Funds;154/164 Penalty Transfer FFY 2016/2017 Funds
Federal Fiscal Year 2018

	IMPAIRED DRIVING COUNTERMEASURES FISCAL SUMMARY	Allocation
AL18-02 (01-O-01)	HPD – Impaired Driving	\$748,495.24
AL18-02 (01-H-02)	HCPD – Impaired Driving	\$189,516.00
AL18-02 (01-M-03)	MPD – Impaired Driving /Youth Deterrence	\$366,080.56
AL18-02 (01-K-04)	KPD – Impaired Driving	\$164,934.00

AL18-02 (02-S-01)	Judges Training	\$10,000.00
AL18-02 (03-S-01)	Hawaii Prosecutor's Office – Prosecutors Training	\$136,444.70
AL18-02 (04-S-01)	Kauai Prosecutor's Office – TSRP	\$153,239.00
AL18-02 (05-M-01)	Maui Prosecutor's Office	\$30,640.00
AL18-02 (06-O-01)	City & County of Honolulu's Dept. of the Prosecuting Attorney	\$8,000.00
AL18-02 (07-O-01)	HPD – Youth Deterrence	\$58,772.73
AL18-02 (08-K-01)	KPD – Youth Deterrence	\$40,186.00
AL18-02 (09-S-01)	DOH – Intoxylizer Training	\$25,000.00
AL18-02 (10-S-01)	ADLRO – Automated System	\$25,000.00
AL18-02 (11-O-01)	State Judiciary – DWI Court Honolulu	\$221,034.38
AL18-02 (12-S-01)	HDOT (Alcohol) Impaired Driving Media Campaign	\$300,000.00
AL18-02 (13-S-01)	HDOT Behavioral Survey	\$45,000.00
AL18-02 (14-S-01)	HDOT – Media Contractor	\$120,000.00
AL18-02 (15-S-01)	HDOT – DRE In-Service Training	\$85,000.00
AL18-02 (16-S-01)	HDOT Impaired Driving Task Force	\$50,000.00
AL18-02 (17-S-01)	HDOT – (Drug) Impaired Driving Media Campaign	\$100,000.00
AL18-02 (18-S-01)	HDOT – Court Monitoring	\$65,000.00
AL18-02 (19-S-01) PM	Program Management	\$110,000.00
Impaired Driving Total		\$3,077,342.61
	MAP-21 Section 405d FFY 2016 Funds	\$40,640.00
	FAST Act Section 402 FFY 2017 Funds	\$103,000.00
	FAST Act Section 405d FFY 2017 Funds	\$471,953.70
	FAST Act Section 405d FFY 2018 Funds	\$219,010.00
	154 Penalty Transfer FFY 2016 Funds	\$58,772.73
	154 Penalty Transfer FFY 2017 Funds	\$443,934.00
	164 Penalty Transfer FFY 2016 Funds	\$1,136,705.62
	164 Penalty Transfer FFY 2017 Funds	\$603,326.56

TRAFFIC RECORDS

The Hawaii Traffic Records Coordinating Committee (HTRCC) has deemed the upgrade of Hawaii's crash reporting system, the electronic transfer of crash reports, the revision of the statewide Motor Vehicle Accident Report, and the implementation of an electronic citation system as priority projects in Hawaii's Traffic Safety Information Systems Strategic Plan. The strategic plan also includes projects that are just as important in the overall achievement of the plan, such as the linkage of crash data with EMS and hospital inpatient records.

Traffic Records

SAFETEA-LU Section 408; MAP-21 Section 405c FFY 2014/2015/2016; FAST Act Section 405c FFY 2017/2018

1	<p>Project Title: Hawaii Department of Transportation – Systems Update Project Project Number: TR18-03 (01-S-01) Project Goal: To build the capacity to store all of Hawaii's traffic crash data to improve connectivity between HDOT and all stakeholders. Project Description: This branch is responsible for the Highway Safety Improvement Program (HSIP) and maintains the state's crash reporting database (TARS). Major traffic crash data is collected and analyzed to recommend safety improvement projects in the State of Hawaii. This branch is also leading our efforts in collecting crash data electronically. To support their efforts, their branch is developing a new system to house and analyze the State's crash reports. Grant funds may be used for related training and equipment purchases if approved by the Highway Safety Office. Project Cost: \$950,000.00 \$670,000.00 (SAFETEA-LU Section 408 FFY 2011/2012 funds) \$280,000.00 (MAP-21 405c FFY 2014 funds)</p>
2	<p>Project Title: Honolulu Police Department Traffic Records Grant Project Number: TR18-03 (02-O-01) Project Goal: To improve the timeliness, completeness, consistency and accuracy of the Motor Vehicle Accident Report (MVAR) and to integrate the HPD Records Management System (RMS) with the Hawaii Department of Transportation (HDOT) system and send 500 or more major traffic collision reports electronically. To implement an electronic citation pilot program. Project Description: The funds will be used to purchase computer equipment, software programs, two sequel database licenses, and a computer server capable of producing and storing electronic traffic crash reports, diagramming and electronic traffic citations. HPD will conduct an electronic citation pilot project. In addition, HPD will participate in the HTRCC meetings and send three supervisors to the 2018 International Forum on Traffic Records and Highway Information Systems. Grant funds may be used for related training, travel and equipment purchases if approved by the Highway Safety Office. Project Cost: \$322,460.00 \$10,000.00 (MAP-21 Section 405c FFY 2014 funds) \$50,000.00 (MAP-21 Section 405c FFY 2015 funds) \$262,460.00 (MAP-21 Section 405c FFY 2016 funds)</p>

3	<p>Project Title: Hawaii County Police Department Traffic Records Grant Project Number: TR18-03 (03-H-01) Project Goal: The Hawaii County Police Department (HCPD) will transfer all Motor Vehicle Accident Reports (MVAR) to HDOT within three months of the report being completed. Project Description: The funds will be used to travel to Oahu to participate in the monthly HTRCC meetings and any special subcommittee meetings; and send two representatives to attend the 2018 International Forum on Traffic Records. HCPD will also work with the HTRCC on researching and implementing an electronic citation system. HCPD will also use grant funds to purchase 300 electronic driver license/state ID readers. Grant funds may be used for related training, travel and equipment purchases if approved by the Highway Safety Office. Project Cost: \$14,830.00 \$14,830.00 (MAP-21 Section 405c FFY 2015 funds)</p>
4	<p>Project Title: Maui Police Department Traffic Records Grant Project Number: TR18-03 (04-M-01) Project Goal: The Maui Police Department (MPD) will establish more fluent electronic transmission of motor vehicle accidents to the HDOT by September 30, 2018, and continue the electronic citation pilot project. Project Description: The funds will be used to improve the electronic crash data transfer system from the MPD to HDOT; travel to Oahu to participate in the monthly TRCC meetings and any special subcommittee meetings; and send two representatives to attend the 2018 International Forum on Traffic Records and Highway Information Systems. MPD will also apply funds towards an electronic citation pilot project. Grant funds may be used for related training, travel and equipment purchases if approved by the Highway Safety Office. Project Cost: \$90,080.00 \$24,830.00 (MAP-21 Section 405c FFY 2014 funds) \$65,250.00 (MAP-21 Section 405c FFY 2015 funds)</p>
5	<p>Project Title: Kauai Police Department Traffic Records Grant Project Number: TR18-03 (05-K-01) Project Goal: Increase the number of crash data reports submitted electronically from the Kauai Police Department (KPD) to HDOT. Project Description: The funds will be used to develop an electronic crash data transfer system from KPD to HDOT; travel to Oahu to participate in the HTRCC meetings and any special subcommittee meetings; send two representatives to the 2018 International Forum on Traffic Records and Highway Information Systems; and purchase equipment to implement an electronic citation system. Grant funds may be used for related training and equipment purchases if approved by the Highway Safety Office. Project Cost: \$65,480.00 (FAST Act Section 405c FFY 2017 funds)</p>

6	<p>Project Title: Hawaii Department of Transportation - Traffic Records Forum Project Number: TR18-03 (06-S-01) Project Goal: The goal is to reduce the number and severity of traffic crashes by the collection of major traffic crash data and analyzing the data to recommend improvement projects in the State of Hawaii. Project Description: Grant funds will be used to send three representatives to the 2018 International Forum on Traffic Records and Highway Information Systems to research technology available from other states that have enhanced their traffic records systems and to meet with representatives from other states that experience the problems/roadblocks that HDOT encounters. Grant funds may be used for related training and equipment purchases if approved by the Highway Safety Office. Project Cost: \$9,330.00 (MAP-21 Section 405c FFY 2014 funds)</p>
7	<p>Project Title: Judiciary Citation Software Project Number: TR18-03 (07-S-01) Project Goal: To improve upon integration of the county police departments' citation systems with the Judiciary Information Management System (JIMS) as measured in terms of an increase in the number of citations that are electronically transferred from the police departments to JIMS. Project Description: The funds will be used to purchase software that will interface between the police department electronic citation system and JIMS. This will allow the Judiciary to have a platform to store incoming data from the police and enter it into their own system and to allow citations to come to the Judiciary electronically. This will save Judiciary many man hours of inputting data into the JIMS system as they do now. Grant funds may be used for related training and equipment purchases if approved by the Highway Safety Office. Project Cost: \$100,000.00 (FAST Act Section 405c FFY 2017 funds)</p>
8	<p>Project Title: Hawaii Department of Health – Data Linkage Project Number: TR18-03 (08-S-01) Project Goal: By September 2018, the Hawaii Department of Health's (DOH) Injury Prevention System Branch will improve linking and integration of data. During this grant period, they anticipate additional linkage of 90 percent of an estimated 4,000 EMS patients who were injured in traffic crashes and transported to Hawaii hospitals, resulting in 3,600 additional linked records. DOH will also use funds to attain toxicology results to incorporate into the linked data. Project Description: The funds will be used for the EMS data linkage with HHIC and the HDOT. Grant funds may be used for related training, travel and equipment purchases if approved by the Highway Safety Office. Project Cost: \$60,000.00 (FAST Act Section 405c FFY 2018 funds)</p>
9	<p>Project Title: Maui Prosecutor's Office – Traffic Records Program Project Number: TR18-03 (09-M-01) Project Goal: To assist the Maui Police Department in initiating the electronic issuance of traffic citations and data to state agencies and assist in the smooth transition for electronic citations for the County of Maui and judicial system. Project Description: The funding will be used to participate in the HTRCC meetings and to attend the 2018 International Forum on Traffic Record and Highway Information Systems. Grant funds may be used for related training, travel and equipment purchases if approved by the Highway Safety Office. Project Cost: \$8,490.00 (MAP-21 Section 405c FFY 2014 funds)</p>

10	<p>Project Title: Department of Motor Vehicles – Bar Coding Project Project Number: TR18-03 (10-S-01) Project Goal: To improve upon integration of the county police department’s traffic records systems with the Department of Motor Vehicles’ (DMV) records systems as measured in terms of an increase in the number of fields autopopulated on police forms and e-citations. Project Description: The funds will be used to purchase special bar coding software and printers that the DMVs may use on motor vehicle registration forms. The bar coding software would enable stored information on the motor vehicle registration to be read and allow for data fields in electronic MVARs and electronic citations to autopopulate instantaneously with the stored information. Grant funds may be used for related training and equipment purchases if approved by the Highway Safety Office. Project Cost: \$52,000.00 (FAST Act Section 405c FFY 2018 funds)</p>
11	<p>Project Title: Hawaii Department of Transportation FARS Analyst Project Number: TR18-03 (11-S-01) Project Goal: To sustain the Hawaii FARS program and send Hawaii’s FARS Analyst and FARS Supervisor to training. Project Description: The funding for Hawaii’s Fatality Analysis Reporting System’s Analyst has been reduced. This grant is to supplement and aid in the collection of FARS data for the FARS program as agreed upon with NHTSA as of 2011. This will make up any potential shortfall in funds and to be used to send the FARS Analyst and Supervisor to the FARS System Wide Training. This project is necessary, allowable and reasonable. Grant funds may be used for related training, travel and equipment purchases if approved by the Highway Safety Office. Project Cost: \$40,000.00 (FAST Act Section 405c FFY 2018 funds)</p>
12	<p>Project Title: Program Management Project Number: TR18-03 (12-S-01) PM Project Goal: To oversee and provide guidance to traffic records-related projects. Project Description: The funds will be used for program operations including reporting, monitoring, technical assistance and development of plans and application for traffic records and data management grants. Grant funds will also be used to host monthly Hawaii Traffic Records Core Committee meetings on Oahu. Training and travel may be a part of the grant activity for Highway Safety staff. Project Cost: \$80,000.00 \$60,000.00 (SAFETEA-LU FFY 2012 funds) \$10,000.00 (MAP-21 405c FFY 2014 funds) \$10,000.00 (MAP-21 405c FFY 2015 funds)</p>
	<p>Traffic Records Total: \$1,792,670.00 Funding Source: SAFETEA-LU Section 408 FFY 2011/12 - \$730,000.00 Funding Source: MAP-21 Section 405c FFY 2014 - \$342,650.00 Funding Source: MAP-21 Section 405c FFY 2015 - \$140,080.00 Funding Source: MAP-21 Section 405c FFY 2016 - \$262,460.00 Funding Source: FAST Act Section 405c FFY 2017 - \$165,480.00 Funding Source: FAST Act Section 405c FFY 2018 - \$152,000.00</p>

Hawaii Traffic Records Summary Sheet
SAFETEA-LU 2011/2012; MAP-21 Section 405c FFY 2014/2015/2016 Funds;
FAST Act Section 405c FFY 2017/2018
Federal Fiscal Year 2018

	TRAFFIC RECORDS FISCAL SUMMARY	Allocation
TR18-03 (01-S-01)	HDOT – Systems Update Project	\$950,000.00
TR18-03 (02-O-01)	HPD – Traffic Records Grant	\$322,460.00
TR18-03 (03-H-01)	HCPD – Traffic Records Grant	\$14,830.00
TR18-03 (04-M-01)	MPD – Traffic Records Grant	\$90,080.00
TR18-03 (05-K-01)	KPD – Traffic Records Grant	\$65,480.00
TR18-03 (06-S-01)	HDOT – Traffic Records Forum	\$9,330.00
TR18-03 (07-S-01)	Judiciary – Citation Software	\$100,000.00
TR18-03 (08-S-01)	DOH/EMS – Data Linkage	\$60,000.00
TR18-03 (09-M-01)	Maui Prosecutor’s Office – Traffic Records	\$8,490.00
TR18-03 (10-S-01)	DMV – Bar Coding Project	\$52,000.00
TR18-03 (11-S-01)	HDOT – FARS Analyst	\$40,000.00
TR18-03 (12-S-01) PM	Program Management	\$80,000.00
Traffic Records Total:		\$1,792,670.00
	SAFETEA-LU Section 408 FFY 2011/12 Funds	\$730,000.00
	MAP-21 Section 405c FFY 2014/2015/2016 Funds	\$745,190.00
	FAST Act Section 405c FFY 2017/2018 Funds	\$317,480.00

EMERGENCY MEDICAL SERVICES

Every second counts. Reducing the amount of time it takes to extricate and transport crash victims to a hospital emergency room is vital and can make the difference between life or death.

Our goal for FFY 2018 is to purchase two sets of cordless extrication equipment, one for the Honolulu Fire Department and one for the Hawaii Fire Department. The equipment will reduce the amount of time it takes to safely extricate crash victims from motor vehicles.

EMS Response Time in Hawaii

	2011	2012	2013	2014	2015
<u>Actual numbers:</u>					
Urban	7.5	7.5	7.5	8.0	8.0
Rural	9.6	9.7	9.9	9.7	9.5

Data is from the Hawaii State Department of Health

Emergency Medical Services Countermeasures FAST Act Section 402

1	<p>Project Title: Honolulu Fire Department – Cordless Extrication Kit Project Number: EM18-04 (01-O-01) Project Goal: To purchase equipment that will aid in reducing the amount of time it takes to safely extricate motor vehicle crash victims while improving the safety of their personnel. Project Description: The project will use grant funds to purchase one Hurst Edraulics cordless system and chain set. The cordless extrication equipment would enhance the initiation of life safety measures that move toward positive patient outcomes. Grant funds may be used for related training and equipment purchases if approved by the Highway Safety Office. Project Cost: \$45,000.00 (FAST Act Section 402 FFY 2018 funds)</p>
2	<p>Project Title: Hawaii County Fire Department – Cordless Extrication Kit Project Number: EM18-04 (02-H-01) Project Goal: To purchase equipment that will aid in reducing the amount of time it takes to safely extricate motor vehicle crash victims while improving the safety of their personnel. Project Description: The project will use grant funds to purchase one Hurst Edraulics cordless system. The cordless extrication equipment would enhance the initiation of life safety measures that move toward positive patient outcomes. If approved, this extrication will be used in rural areas of the county. Grant funds may be used for related training and equipment purchases if approved by the Highway Safety Office. Project Cost: \$35,000.00 (FAST Act Section 402 FFY 2018 funds)</p>

3	<p>Project Title: Maui Fire Department – Extrication Tools Project Number: EM18-04 (03-M-01) Project Goal: To purchase equipment that will aid in reducing the amount of time it takes to safely extricate motor vehicle crash victims while improving the safety of their personnel. Project Description: The project will use grant funds to purchase a set of Rescue 42 struts and associated accessory equipment. The equipment is necessary to stabilize vehicles in order to quickly and safely extricate victims, thus enhancing the initiation of life safety measures that move toward positive patient outcomes. If approved, this extrication will be used in rural areas of the county. Grant funds may be used for related training and equipment purchases if approved by the Highway Safety Office. Project Cost: \$18,000.00 (FAST Act Section 402 FFY 2018 funds)</p>
4	<p>Project Title: Program Management Project Number: EM18-04 (04-S-01) PM Project Goal: Monitor all emergency medical services and first responder subgrantees to ensure that project goals are met. Project Description: The funds will be used for program operations including reporting, monitoring, technical assistance and development of plans for first responders-related countermeasures. Training and travel may be a part of the grant activity for Highway Safety staff. Project Cost: \$5,000.00 (FAST Act Section 402 FFY 2018 funds)</p>
<p>Emergency Medical Services Total: \$103,000.00</p>	

**Hawaii Emergency Medical Services Summary Sheet
FAST Act Section 402 FFY 2018 Funds
Federal Fiscal Year 2018**

	EMS COUNTERMEASURES FISCAL SUMMARY	Allocation
EM18-04 (01-O-01)	HFD – Cordless Extrication Kit	\$45,000.00
EM18-04 (02-H-01)	HCFD – Cordless Extrication Kit	\$35,000.00
EM18-04 (03-M-01)	MFD – Extrication Tools	\$18,000.00
EM18-04 (04-S-01) PM	Program Management	\$5,000.00
EMS Total		\$103,000.00
	FAST Act Section 402 FFY 2018 Funds	\$103,000.00

OCUPANT PROTECTION

As of June 2016, Hawaii had a seat belt usage rate of 94 percent, one of the highest in the nation. During FFY 2018, we will evaluate our programs in order to increase the seat belt usage rate to 95 percent.

In this section, occupant protection refers to both seat belt and child restraint programs.

The Hawaii Department of Transportation (HDOT) will provide enforcement grants to the four county police departments for the enforcement of Hawaii's seat belt and child restraint laws. We will also continue our highly visible media campaigns to ensure that all of Hawaii's residents, especially those that are considered high risk, are familiar with both laws and are aware that police are enforcing.

The HDOT continues to offer updated training in order to ensure that all of the Certified Child Passenger Safety instructors and technicians remain certified and engaged in the program. Grant funds will also be used to coordinate community car seat checks and child restraint inspection stations in all four counties so that 100 percent of the population has access to these services.

Occupant Protection in Hawaii

	2011	2012	2013	2014	2015
Child Safety Seat Usage (Observational Survey)					
Infants	96.88%	95.0%	90.0%	90.08%	97.96%
Toddlers	89.44%	88.5%	80.3%	71.98%	49.91%
Citations Issued for Failure to Use Occupant Protection					
Driver	13,154	14,467	14,542	11,854	13,934
Child	2,116	1,855	1,908	1,573	1,691

C-4: Unrestrained Passenger Vehicle Occupant Fatalities, All Seat Positions

	2011	2012	2013	2014	2015
<u>Actual numbers:</u>					
Number of Unrestrained Passengers Vehicle Occupant Fatalities, All Seat Positions	14	31	23	18	15
<u>Utilizing 5-year moving average:</u>					
Number of Unrestrained Passengers Vehicle Occupant Fatalities, All Seat Positions	24	25	24	22	20

During 2015, there were 15 unrestrained motor vehicle occupant fatalities, a 17 percent decrease from 2014. The HDOT will continue our education, media and enforcement efforts to increase compliance with Hawaii’s seat belt law. Hawaii’s goal is to reduce unrestrained passenger vehicle occupant fatalities, all seat positions by 5 percent from 20 (2011-2015 average) to 19 by 2018. Given our relatively low annual number of fatalities, it is statistically possible for anomalies to occur.

B-1: Observed Seat Belt Use for Passenger Vehicles, Front Seat Outboard Occupants in Hawaii

	2012	2013	2014	2015	2016
<u>Actual numbers:</u>					
Seat Belt Use Rate (Observational Survey)	93%	94%	94%	93%	94.5%

The HDOT and our partners are proud to have been able to maintain a seat belt usage rate higher than 90 percent for more than a decade. Though our seat belt usage rate remains strong, we will continue to participate in the annual Click It or Ticket campaign. We will also continue our combination of earned and paid media, education and enforcement year round. Hawaii’s goal is to increase observed seat belt use for passenger vehicles, front seat outboard occupants by 2 percentage points from 94.5 percent in 2016 to 96.5 percent in 2018.

**Occupant Protection Countermeasures
MAP-21 Section 402/405b; FAST Act Section 402/405b**

1	<p>Project Title: Honolulu Police Department Seat Belt/Child Restraint Enforcement Program</p> <p>Project Number: OP18-05 (01-O-01)</p> <p>Project Goal: Highly visible and sustained enforcement remains the most effective countermeasure in increasing seat belt/child restraint use and reducing crashes and fatalities.</p> <p>Project Description: The Honolulu Police Department (HPD) will use funds to pay for 3,000 overtime hours for off-duty officers to enforce occupant protection violations. Approximately 300 overtime hours will be used for off-duty officers to conduct child restraint inspections. Police estimate that they will issue 3,000 seat belt/child restraint citations and 1,000 other citations as a result of their overtime enforcement. Grant funds will also be used towards the recertification of 10 HPD child seat technicians; training 14 new technicians; the purchase of child safety seats; and the printing and purchasing of occupant protection educational materials to distribute at meetings, traffic safety fairs and child inspection sites. Grant funds may be used for related training, travel and equipment purchases if approved by the Highway Safety Office.</p> <p>Project Cost: \$268,516.00 (FAST Act Section 405b FFY 2018 funds)</p>
---	--

2	<p>Project Title: Hawaii County Police Department Seat Belt/Child Restraint Enforcement Program Project Number: OP18-05 (01-H-02) Project Goal: Highly visible and sustained enforcement remains the most effective countermeasure in increasing seat belt/child restraint use and reducing crashes and fatalities. Project Description: The Hawaii County Police Department (HCPD) will use funds to pay for overtime for officers to enforce the mandatory seat belt law. HCPD will participate in the National Click It or Ticket campaign and other mobilization efforts by NHTSA. HCPD will also enforce the mandatory child restraint law. HCPD will conduct at least 92 seat belt checkpoints and 8 child passenger seat checkpoints. They will issue 1,000 or more citations for traffic violations. Funds will also be used to send two representatives to the Child Passenger Safety Week media event on Oahu and one representative to the monthly statewide child passenger safety meetings on Oahu. Grant funds may be used for related training, travel and equipment purchases if approved by the Highway Safety Office. Project Cost: \$78,869.00 (FAST Act Section 405b FFY 2018 funds)</p>
3	<p>Project Title: Maui Police Department Seat Belt/Child Restraint Enforcement Program Project Number: OP18-05 (01-M-03) Project Goal: Highly visible and sustained enforcement remains the most effective countermeasure in increasing seat belt/child restraint use and reducing crashes and fatalities. Project Description: The Maui Police Department (MPD) will use funds to continue their aggressive seat belt enforcement program throughout FFY 2018, including participation in the National Click It or Ticket campaign and other mobilization efforts by NHTSA. The Department will use 1,000 overtime hours to enforce seat belt and child restraint laws. They estimate that their enforcement efforts will result in 2,000 occupant protection violation citations during the grant period. MPD will also conduct a minimum of one nighttime seat belt/child restraint checkpoint per quarter. Funds will also be used to send two representatives to the monthly statewide child passenger safety meetings on Oahu. Grant funds may be used for related training, travel and equipment purchases if approved by the Highway Safety Office. Project Cost: \$112,170.00 (MAP-21 Section 402 FFY 2016 funds)</p>
4	<p>Project Title: Kauai Police Department Seat Belt/Child Restraint Enforcement Program Project Number: OP18-05 (01-K-04) Project Goal: Highly visible and sustained enforcement remains the most effective countermeasure in increasing seat belt/child restraint use and reducing crashes and fatalities. Project Description: The Kauai Police Department (KPD) will use funds to implement an aggressive seat belt enforcement program and participate in the National Click It or Ticket campaign in FFY 2018. They will utilize 600 hours of overtime to enforce seat belt and child restraint laws. They estimate that their enforcement efforts will result in 1,245 occupant protection violations and 60 child restraint citations during the grant period. Grant funds will also be used to send three representatives to the annual Lifesavers Conference. Additionally, KPD will hire a contractor to oversee the child passenger safety program for Kauai County. Funds will also be used to send approximately 10 CPS technicians to Honolulu for the statewide Instructor/Technician training and one representative to the annual Lifesavers Conference. KPD will also use the grant funds to pay for the certification/recertification for child passenger safety instructors/technicians and to purchase child safety seats and child restraint inspection station supplies. Grant funds may be used</p>

	<p>for related training, travel and equipment purchases if approved by the Highway Safety Office.</p> <p>Project Cost: \$103,614.00 (MAP-21 Section 402 FFY 2016 funds)</p>
5	<p>Project Title: Maui Child Restraint Program Project Number: OP18-05 (02-M-01) Project Goal: To maintain child restraint inspection stations in Maui County (Maui, Molokai and Lanai) and host free community car seat checks to ensure correct usage and compliance with Hawaii’s child restraint law. Project Description: The funds will be used to provide a minimum of 12 free child restraint inspections; conduct seat belt education and awareness campaigns; child passenger safety technician training; and a child restraint photo ID program. Funds will also be used for overtime enforcement of Hawaii’s child passenger safety laws. The project will also send one individual to attend the Lifesavers or Kids in Motion Conference and to attend monthly child passenger safety meetings in Honolulu. Grant funds will also be used to pay for a part-time program administrator and child restraint inspection station coordinator. Additionally, funds will be used to purchase child safety seats, restraint inspection station supplies (car seat manuals, car seat identification card supplies), brochures, and tent repair parts. Travel and freight for community car seat checks on Lanai and Molokai are also included. Grant funds will also be used to provide logistical support and lunches for the CPS Instructor/Technician update in Honolulu. Providing lunch is necessary as the training will be held at the airport and there is nowhere to purchase food. Grant funds may be used for related training, travel and equipment/supply purchases if approved by the Highway Safety Office.</p> <p>Project Cost: \$62,100.00 (MAP-21 Section 402 FFY 2016 funds)</p>
6	<p>Project Title: Oahu Child Restraint Program Project Number: OP18-05 (03-O-01) Project Goal: To maintain child restraint inspection stations on the island of Oahu and host free community car seat checks to ensure compliance with Hawaii’s child restraint law and correct usage. Project Description: The Keiki Injury Prevention Coalition (KIPC) will use funds towards the expansion of education on child passenger safety to include the three most common mistakes made when installing car seats. The program will also include in-service educational sessions within medical centers and training sessions with select retailers that sell car seats. KIPC will provide car seat education, installation and inspections at fixed child restraint fitting stations and at community car seat checks. Funds will also be used to maintain the statewide child passenger safety website and purchase supplies (tents and child safety seats) for the inspection stations and community car seat checks. Additionally, funds will be used to pay for a coordinator and lead instructor to oversee the inspection stations, community car seat checks and technician training expenses. KIPC will also use grant funds to pay for a program coordinator, to lease a van for transporting all of the materials to community car seat checks, storage fees for all of the equipment and technician renewal fees. Grant funds may be used for related training, travel and equipment purchases if approved by the Highway Safety Office.</p> <p>Project Cost: \$115,500.00 \$100,000.00 (FAST Act Section 405b FFY 2017 funds) \$15,500.00 (FAST Act Section 405b FFY 2018 funds)</p>

7	<p>Project Title: University of Hawaii Observational Survey Project Number: OP18-05 (04-S-01) Project Goal: To conduct a minimum of five observational surveys by September 30, 2018. Project Description: The University of Hawaii (UH) will provide observational surveys for seat belts, child restraints (infant/toddler), booster seats, helmet, truck bed and handheld cellular phone use. The UH will expand their survey to conduct seat belt surveys on the islands of Lanai and Molokai. The data will be provided to the Hawaii Department of Transportation (HDOT) to evaluate the present occupant protection programs and initiate other countermeasures based on this data. Grant funds may be used for related training, travel and equipment purchases if approved by the Highway Safety Office. Project Costs: \$100,000.00 (MAP-21 Section 402 FFY 2016 funds)</p>
8	<p>Project Title: Hawaii County Child Restraint Program Project Number: OP18-05 (05-H-01) Project Goal: To maintain child restraint inspection stations on the island of Hawaii and host free community car seat checks to ensure compliance with Hawaii’s child restraint law and correct usage. Project Description: The Hawaii Alliance for Community Health (HACH) will use funds to continue its responsibility for the child passenger safety program in Hawaii County by hiring a part time coordinator to train and provide equipment for child passenger safety technicians, instructors and volunteers. They will have presentations for new parents once a month, conduct a minimum of 12 monthly clinics, eight community child safety seat clinics and maintain their child restraint inspection stations. HACH will also update current technicians and instructors; work with community partners to develop professional relationships and provide training/support to their organizations (police, fire, EMS, hospitals, etc.); assist the Hawaii County Fire Department in their recruit training; and certify EMS personnel in CPS. They are also planning to conduct two standardized CPS Technician Courses and two Renewal or Technical Updates classes. Additionally, funds will be used to send technicians to the statewide Instructor/Technician update in Honolulu. Funds will also be used to send one representative to the annual Lifesavers Conference or to the Kids in Motion Conference, to purchase car seat supplies and for mileage for the program coordinator and volunteers. Grant funds may be used for related training, travel and equipment purchases if approved by the Highway Safety Office. Project Cost: \$51,000.00 (MAP-21 Section 405b FFY 2016 funds)</p>
9	<p>Project Title: Hawaii County Fire Department – Child Restraint Inspection Station Project Number: OP18-05 (06-H-01) Project Goal: The goal of Hawaii County Fire Department’s (HCFD) Child Passenger Safety Clinics is to increase awareness, education and the proper usage of child restraints throughout Hawaii County. Project Description: By educating and ensuring the proper utilization of child safety seats, it is the goal of HCFD to reduce injuries and save lives. HCFD will use grant funds for overtime to conduct a minimum of eight clinics, to send one staff member to the Lifesavers Conference, four to the Instructor/Technician update in Honolulu and to purchase educational materials for distribution. Grant funds will also be used to purchase child safety seats, training for two instructors and recertification for 55 fire department personnel. In return, they will absorb the rest of the personnel costs for the coordinator and conduct a media campaign to promote the program. Grant funds may be used for related training, travel and equipment purchases if approved by the Highway Safety Office. Project Cost: \$13,340.00 (MAP-21 Section 405b FFY 2016 funds)</p>

10	<p>Project Title: Hawaii Department of Transportation – Media Contractor Project Number: OP18-05 (07-S-01) Project Goal: To conduct a statewide education and earned media campaign to educate the public about the importance of using seat belts and child restraints. The education/media campaign will compliment Hawaii’s enforcement efforts. Project Description: A media contractor will be hired to conduct statewide educational presentations and earned media events in support of Click It or Ticket and Child Passenger Safety Week. Funds will also be used to create a new Click It or Ticket public service announcement. Grant funds may be used for related media training, equipment purchases and media activities. Project Cost: \$125,000.00 (MAP-21 Section 405b FFY 2016 funds)</p>
11	<p>Project Title: Hawaii Department of Transportation Click It or Ticket Media Campaign Project Number: OP18-05 (08-S-01) Project Goal: To conduct a minimum of one statewide media campaign in support of the National Click It or Ticket mobilization. Project Description: This grant will be administered through the HDOT. We will continue to air our “Click It or Ticket” television, movie theatre and radio campaigns in support of the national mobilizations. Funds will also be used to purchase educational supplies such as posters and banners. Grant funds may be used for related media training, equipment purchases and media activities. Project Cost: \$60,000.00 (MAP-21 Section 405b FFY 2016 funds)</p>
12	<p>Project Title: Hawaii Department of Transportation Child Passenger Safety Media Campaign/Program Project Number: OP18-05 (09-S-01) Project Goal: To conduct a minimum of one statewide media campaign in support of the National Child Passenger Safety Week and one statewide training for instructors and technicians. Project Description: This grant will be administered through the HDOT. We will use grant funds to purchase radio/television/movie theatre advertising schedules to air a public service announcement to educate the public about the booster seat law. Funds will also be used to conduct a statewide CPS Instructor/Technician update in Honolulu, including bringing in a mainland expert, logistics, awards (plaques) for top volunteers and parking validation for Honolulu training attendees. Funds will also be used to order educational posters and brochures. Grant funds may be used for related media training, travel and equipment purchases and media activities. Project Cost: \$35,000.00 (MAP-21 Section 405b FFY 2016 funds)</p>
13	<p>Project Title: Program Management Project Number: OP18-05 (10-S-01) PM Project Goal: Monitor all occupant protection subgrantees to ensure that project goals are met. Project Description: The funds will be used for program operations including reporting, monitoring, technical assistance, a statewide CPS Instructor/Technician update, educational materials and the development of plans for occupant protection-related countermeasures. Training and travel may be a part of the grant activity for Highway Safety staff. Project Cost: \$15,000.00 (MAP-21 Section 402 FFY 2016 funds)</p>

<p>Occupant Protection Total: \$1,140,109.00 Funding source: MAP-21 Section 402 FFY 2016 - \$392,884.00 Funding source: MAP-21 Section 405b FFY 2016 - \$284,340.00 Funding source: FAST Act Section 405b FFY 2017 - \$100,000.00 Funding source: FAST Act Section 405b FFY 2018 - \$362,885.00</p>
--

**Hawaii Occupant Protection Summary Sheet
MAP-21 Section 402/405b FFY 2016;
FAST Act Section 405b FFY 2017/2018 Funds
Federal Fiscal Year 2018**

	OCCUPANT PROTECTION FISCAL SUMMARY	Allocation
OP18-05 (01-O-01)	HPD - Seat Belt Enforcement	\$268,516.00
OP18-05 (01-H-02)	HCPD - Seat Belt Enforcement	\$78,869.00
OP18-05 (01-M-03)	MPD - Seat Belt Enforcement	\$112,170.00
OP1805 (01-K-04)	KPD - Seat Belt Enforcement	\$103,614.00
OP18-05 (02-M-01)	Maui Child Restraint Program	\$62,100.00
OP18-05 (03-O-01)	Oahu Child Restraint Program	\$115,500.00
OP18-05 (04-S-01)	University of Hawaii Observational Survey	\$100,000.00
OP18-05 (05-H-01)	Hawaii County Child Restraint Program	\$51,000.00
OP18-05 (06-H-01)	HCFD – Child Restraint Program	\$13,340.00
OP18-05 (07-S-01)	HDOT Media Contractor - Occupant Protection	\$125,000.00
OP18-05 (08-S-01)	HDOT - Click It or Ticket Media Campaign	\$60,000.00
OP18-05 (09-S-01)	HDOT - Child Passenger Safety Media Campaign	\$35,000.00
OP18-05 (10-S-01) PM	Program Management	\$15,000.00
OP Total:		\$1,140,109.00
	MAP-21 Section 402 FFY 2016 Funds	\$392,884.00
	MAP-21 Section 405b FFY 2016 Funds	\$284,340.00
	FAST Act Section 405b FFY 2017 Funds	\$100,000.00
	FAST Act Section 405b FFY 2018 Funds	\$362,885.00

Note: Hawaii does not use more than 5 percent of its 405b funding to purchase child safety seats.

MOTORCYCLE SAFETY

During 2015, 26 motorcycle and moped riders were killed in traffic crashes.

C-7: Motorcyclist Fatalities

	2011	2012	2013	2014	2015
<u>Actual numbers:</u>					
Number of Motorcyclist Fatalities	32	40	29	25	26
<u>Utilizing 5-year moving average:</u>					
Number of Motorcyclist Fatalities	29	32	32	30	30

During calendar year 2015, there were 26 motorcyclist and moped fatalities, a slight increase from 25 in 2014. As such, motorcycle safety will remain a priority in FFY 2018. Grant funds will be used for a motorcycle awareness campaign and toward the statewide motorcycle training program. Based on our five-year trendline analysis of motorcyclist fatalities in Hawaii, our goal is to reduce motorcyclist fatalities by 3 percent from 30 (2011-2015 average) to 29 by 2018. Given our relatively low annual number of fatalities, it is statistically possible for anomalies to occur.

C-8: Unhelmeted Motorcyclist Fatalities

	2011	2012	2013	2014	2015
<u>Actual numbers:</u>					
Number of Unhelmeted Motorcyclist Fatalities	25	28	19	12	16
<u>Utilizing 5-year moving average:</u>					
Number of Unhelmeted Motorcyclist Fatalities	22	23	23	21	20
Motorcycle Registrations	33,022	38,223	41,180	37,771	32,831

In addition to reducing motorcyclist fatalities, we will continue to emphasize the need to wear helmets through our motorcycle rider classes and our media messages. Based on our trendline analysis of Hawaii's unhelmeted motorcyclist fatalities, our goal is to reduce unhelmeted motorcyclist fatalities by 5 percent from 20 (2011-2015 average) to 19 by 2018. Given our relatively low annual number of fatalities, it is statistically possible for anomalies to occur.

Motorcycle rider training courses will be conducted during FFY 2018. Courses will be available in all four counties at the following motorcycle training ranges:

- Leeward Community College (Oahu)
- Hilo Community College (Hawaii Island)
- Community College of Maui (Maui)
- Community College of Kauai (Kauai)

As of 2015 (the most current data available), the numbers of registered motorcycles by county in Hawaii are:

- Oahu – 21,870 (67%)
- Hawaii Island — 5,013 (15%)
- Maui — 4,235 (13%)
- Kauai — 1,713 (5%)

Motorcycle Countermeasures FAST Act Sections 402/405f

1	<p>Project Title: Hawaii Community College – Motorcycle Safety Education Program Project Number: MC18-07 (01-H-01) Program Goal: To reduce motorcycle-related fatalities and injuries by providing motorcycle safety courses statewide. Project Description: The Hawaii Community College will utilize grant funds for a part-time coordinator for the motorcycle skills program, continuing education and to send two representatives to the subgrantee orientation on Oahu. They would also like to purchase six training motorcycles. Grant funds may be used for related training, travel and equipment purchases if approved by the Highway Safety Office. Project Cost: \$42,407.00 (FAST Act Section 405f FFY 2018 funds)</p>
2	<p>Project Title: Leeward Community College - SMSA Project Number: MC18-07 (02-O-01)-01) Program Goal: To send one representative to the annual State Motorcycle Safety Administrator’s (SMSA) annual meeting. Project Description: This grant will allow the Leeward Community College’s Site Administrator to attend the annual SMSA conference to new riding techniques, new technology and networking to meet other state rider coaches to learn about their programs and successes. Grant funds may be used for related media training, equipment purchases and media activities. Project Cost: \$5,000.00 (MAP-21 405f FFY 2016 funds)</p>
3	<p>Project Title: Hawaii Department of Transportation Motorcycle Media/Education Campaign Project Number: MC18-07 (03-S-01) Program Goal: To conduct a minimum of one statewide media campaign in support of national Motorcycle Safety Month. Project Description: This grant will be administered through the HDOT. We will use grant funds to purchase radio/television/movie theatre advertising schedules to air our motorcycle safety public service announcement to educate the public about sharing the road. Grant funds may be used for related media training, equipment purchases and media activities. Project Cost: \$21,000.00 (MAP-21 405f FFY 2016 funds)</p>

4	<p>Project Title: Program Management Project Number: MC18-07 (04-S-01) PM Project Goal: Monitor all motorcycle subgrantees to ensure that project goals are met. Project Description: The funds will be used for program operations including reporting, monitoring, technical assistance and development of plans for motorcycle-related countermeasures. Training and travel may be a part of the grant activity for Highway Safety staff. Project Cost: \$37,000.00 (FAST Act Section 405f FFY 2017 funds)</p>
	<p>Motorcycle Safety Total: \$105,407.00 Funding source: MAP-21 Section 405f FFY 2016 - \$26,000.00 Funding source: FAST Act Section 405f FFY 2017 - \$37,000.00 Funding source: FAST Act Section 405f FFY 2018 - \$42,407.00</p>

**Hawaii Motorcycle Summary Sheet
MAP-21 Section 405f FFY 2016;
FAST Act Section 405f FFY 2017/2018 Funds
Federal Fiscal Year 2018**

	MOTORCYCLE SAFETY FISCAL SUMMARY	Allocation
MC18-07 (01-H-01)	HCC - Motorcycle Safety Education	\$42,407.00
MC18-07 (02-O-01)	Leeward Community College	\$5,000.00
MC18-07 (03-S-01)	HDOT - Motorcycle Safety Media/Education	\$21,000.00
MC18-07 (04-S-01) PM	Program Management	\$37,000.00
Motorcycle Total:		\$105,407.00
	MAP-21 Section 405f FFY 2016 Funds	\$26,000.00
	FAST Act Section 405f FFY 2017 Funds	\$37,000.00
	FAST Act Section 405f FFY 2018 Funds	\$42,407.00

Note: Hawaii does not use NHTSA funding to check motorcycle helmet usage or to conduct motorcycle checkpoints.

GRADUATED DRIVER LICENSING

During 2015, there were 12 drivers aged 20 or younger involved in fatal crashes.

C-9: Drivers Age 20 or Younger Involved in Fatal Crashes

	2011	2012	2013	2014	2015
<u>Actual numbers:</u>					
Number of Drivers Age 20 or Younger Involved in Fatal Crashes	12	10	9	8	12
<u>Utilizing 5-year moving average:</u>					
Number of Drivers Age 20 or Younger Involved in Fatal Crashes	16	14	12	11	10

We believe that our graduated driver's license law is making a positive impact on the number of young drivers involved in fatal crashes. The HDOT and our partners will continue to educate teenagers and novice drivers in hopes of instilling good driving skills. Based on our five-year trendline analysis of the number of drivers 20 years or younger involved in fatal crashes, our goal is to reduce fatal crashes involving drivers age 20 and younger by 10 percent from 10 (2011-2015 average) to 9 by 2018. Given our relatively low annual number of fatalities, it is statistically possible for anomalies to occur.

Graduated Driver Licensing Countermeasures FAST Act Section 405g

1	<p>Project Title: Hawaii Department of Transportation – GDL/Driver Education Program</p> <p>Project Number: GDL18-08 (01-S-01)</p> <p>Program Goal: To reduce underage motor vehicle fatalities and injuries by providing information about Hawaii's Graduated Licensing Program and driver education safety courses statewide.</p> <p>Project Description: The HDOT will use grant funds to disseminate information about Hawaii's Graduated Licensing Program and to promote the driver education program. Funds will also be used to develop educational materials for parents and to create a newsletter for driver education instructors to educate students about traffic safety concerns such as seat belts and impaired driving. Grant funds may be used for related training, travel and equipment purchases if approved by the Highway Safety Office.</p> <p>Project Cost: \$25,000.00 (FAST Act Section 405g FFY 2018 funds)</p>
2	<p>Project Title: Program Management</p> <p>Project Number: GDL18-08 (02-S-01) PM</p> <p>Project Goal: Coordinate program to ensure that project goals are met.</p> <p>Project Description: The funds will be used for program operations including reporting, monitoring, technical assistance and development of plans for GDL-related countermeasures. Training and travel may be a part of the grant activity for Highway Safety staff.</p> <p>Project Cost: \$10,000.00 (FAST Act Section 405g FFY 2018 funds)</p>
	<p>GDL Total: \$35,000.00 (FAST Act Section 405g FFY 2018 funds)</p>

**Hawaii Graduated Driver Licensing Summary Sheet
FAST Act Section 405g FFY 2018 Funds
Federal Fiscal Year 2018**

	GDL FISCAL SUMMARY	Allocation
GDL18-08 (01-S-01)	HDOT – GDL Media/Education	\$25,000.00
GDL18-08 (02-S-01) PM	Program Management	\$10,000.00
GDL Total:		\$35,000.00
	FAST Act Section 405g FFY 2018 Funds	\$35,000.00

PEDESTRIAN AND BICYCLE SAFETY

During 2015, there were 25 pedestrian fatalities in Hawaii, a slight increase from 24 in 2014.

The Hawaii Department of Transportation will continue to concentrate its efforts in the area of pedestrian safety in 2018 through coordinated education, awareness and enforcement activities.

C-10: Pedestrian Fatalities

	2011	2012	2013	2014	2015
<u>Actual numbers:</u>					
Number of Pedestrian Fatalities	23	26	23	24	25
<u>Utilizing 5-year moving average:</u>					
Number of Pedestrian Fatalities	22	22	23	24	24

Pedestrian safety remains a top priority as 25 of our 94 (27 percent) motor vehicle fatalities in 2015 were pedestrians. Of the pedestrian fatalities, 16 were 50 years or older and 9 tested positive for alcohol, drugs or both in their systems. We will continue to work with our traffic safety partners to conduct statewide educational efforts and high visibility enforcement. Based on our five-year trendline analysis of Hawaii's pedestrian fatalities, our goal is to reduce pedestrian fatalities by 4 percent from 24 (2011-2015 average) to 23 by 2018. Given our relatively low annual number of fatalities, it is statistically possible for anomalies to occur.

C-11: Bicyclist Fatalities

	2011	2012	2013	2014	2015
<u>Actual numbers:</u>					
Number of Bicyclist Fatalities	2	2	2	4	2
<u>Utilizing 5-year moving average:</u>					
Number of Bicyclist Fatalities	3	2	2	3	2

Bicycle Helmet Use Rate	33.02%	37.92%	46.33%	57.45%	58.88%
-------------------------	--------	--------	--------	--------	--------

During calendar year 2015, 2 of our 93 (2 percent) motor vehicle fatalities were bicyclists. As the number of bicyclists continues to grow, we will work to protect these vulnerable roadway users through education and enforcement. Based on our five-year trendline analysis of Hawaii's bicyclist fatalities, our goal is to reduce bicyclist fatalities by 50 percent from 2 (2011-2015 average) to 1 by 2018. Given our relatively low annual number of fatalities, it is statistically possible for anomalies to occur.

**Pedestrian/Bicycle Safety Countermeasures
FAST Act Section 402; FAST Act Section 405h**

1	<p>Project Title: Honolulu Police Department Pedestrian Enforcement Program Project Number: PS18-09 (01-O-01) Project Goal: Highly visible and sustained enforcement remains an effective countermeasure in reducing pedestrian-related fatalities and injuries. HPD will conduct a minimum of 1,500 hours of high visibility pedestrian enforcement. Project Description: Funds will be used to initiate pedestrian enforcement programs in select areas, citing motorists and pedestrians in violation of the pedestrian laws. HPD will expend 1,500 overtime hours in enforcement and project that they will issue 6,000 traffic citations to pedestrians and motorists. Grant funds may be used for related training and equipment purchases if approved by the Highway Safety Office. Project Cost: \$131,463.00 (FAST Act 405h FFY 2017 funds)</p>
2	<p>Project Title: Honolulu Police Department Bicycle Enforcement Program Project Number: PS18-09 (02-O-01) Project Goal: Conduct highly visible and sustained enforcement as an effective countermeasure in reducing bicycle-related fatalities and injuries. HPD will conduct a minimum of 445 hours of high visibility bicycle enforcement. Project Description: Funds will be used to establish an enforcement program that will consist of bicycle enforcement activities on state and county roadways where fatalities or serious injury collisions have occurred. HPD will expend 445 overtime hours in enforcement and project that they will issue 800 bicycle-related citations to bicyclists and motorists in violation of bicycle safety laws. Grant funds may be used for related training and equipment purchases if approved by the Highway Safety Office. Project Cost: \$35,056.80 (FAST Act Section 405h FFY 2018 funds)</p>
3	<p>Project Title: Hawaii Bicycling League - Bicycle Education Program Project Number: PS18-09 (03-O-01) Project Goal: The primary goal of the program is to educate cyclists in safe bike handling and their rights and responsibilities as cyclists with the goal of reducing bicycle injuries on Oahu. Project Description: Funds will be used to fund a part-time coordinator and to conduct education presentations. Grant funds may be used for related training and equipment purchases if approved by the Highway Safety Office. Project Cost: \$15,000.00 (FAST Act Section 405h FFY 2018 funds)</p>
4	<p>Project Title: Kauai PATH - Bicycle Education Program Project Number: PS18-09 (04-K-01) Project Goal: The primary goal of the program is to educate cyclists in safe bike handling and their rights and responsibilities as cyclists with the goal of reducing bicycle injuries in Kauai County. Project Description: Funds will be used to promote and conduct a total of five Traffic Skills classes and two youth bicycle rodeos. Funds will also be used to send one representative to the subgrantee orientation meeting on Oahu. Kauai PATH will also use grant funds to print safe bicycling literature. Grant funds may be used for related training and equipment purchases if approved by the Highway Safety Office. Project Cost: \$4,900.00 (FAST Act Section 405h FFY 2017 funds)</p>

5	<p>Project Title: Hawaii County PATH - Bicycle Education Program Project Number: PS18-09 (05-H-01) Project Goal: The primary goal of the program is to educate cyclists in safe bike handling and their rights and responsibilities as cyclists with the goal of reducing bicycle injuries in Hawaii County. Project Description: Funds will be used to deliver a total minimum of six Traffic Skills classes to a minimum of 100 cyclists throughout Hawaii County. Funds will also be used to send one representative to the subgrantee orientation meeting on Oahu. Grant funds may be used for related training and equipment purchases if approved by the Highway Safety Office. Project Cost: \$13,000.00 (FAST Act Section 405h FFY 2017 funds)</p>
6	<p>Project Title: Department of Transportation Services - Pedestrian Safety Program Project Number: PS18-09 (06-O-01) Project Goal: The goal of this project is to conduct pedestrian safety presentations and outreach at community events to reduce pedestrian-related fatalities and injuries. The City & County of Honolulu’s Department of Transportation Services (DTS) will educate 1,000 children and senior citizens through their pedestrian safety presentations and 8,000 through their community outreach events. Project Description: DTS will use grant funds to continue their activities to educate drivers and pedestrians about Hawaii’s pedestrian laws as well as safety tips. Additionally, funds will be used to send two representatives to the annual Lifesavers Conference in San Antonio, Texas. DTS will also purchase activity books, blinking lights and other educational materials to distribute at their pedestrian safety presentations. Grant funds may be used for related training and equipment purchases if approved by the Highway Safety Office. Project Cost: \$40,000.00 (FAST Act Section 402 FFY 2017 funds)</p>
7	<p>Project Title: Hawaii Department of Transportation – Ped Safety Media Contractor Project Number: PS18-09 (07-S-01) Project Goal: To conduct a statewide education/earned media campaign in support of HDOT’s Walk Wise Hawaii program and Pedestrian Safety Month. Project Description: This grant will be administered through the HDOT. We will use grant funds to hire a media contractor to promote Walk Wise Hawaii’s pedestrian safety messages and educational presentations statewide. The contractor will also coordinate Hawaii’s Pedestrian Safety Month in August. Grant funds may be used for related training and equipment purchases if approved by the Highway Safety Office. Project Cost: \$180,000.00 \$60,000.00 (FAST Act Section 405h FFY 2017 funds) \$120,000.00 (FAST Act Section 405h FFY 2018 funds)</p>

8	<p>Project Title: Hawaii Department of Transportation – Pedestrian Safety Media Campaign</p> <p>Project Number: PS18-09 (08-S-01)</p> <p>Project Goal: To conduct a minimum of one statewide media campaign in support of Hawaii’s Pedestrian Safety Month.</p> <p>Project Description: This grant will be administered through the HDOT. We will use grant funds to purchase radio/television/movie theatre advertising schedules to air a public service announcement to educate the public about pedestrian safety during Hawaii’s Pedestrian Safety Month and throughout the year. Training and travel may be a part of the grant activity for Highway Safety staff.</p> <p>Project Cost: \$80,000.00 (FAST Act Section 405h FFY 2018 funds)</p>
9	<p>Project Title: Program Management</p> <p>Project Number: PS18-09 (09-S-01) PM</p> <p>Project Goal: Monitor all pedestrian/bicycle subgrantees to ensure that project goals are met.</p> <p>Project Description: The funds will be used for program operations including reporting, monitoring, technical assistance and development of plans for the pedestrian/bicycle safety program. Training and travel may be a part of the grant activity for Highway Safety staff.</p> <p>Project Cost: \$50,000.00 (FAST Act Section 402 FFY 2017 funds)</p>
	<p>Pedestrian/Bicycle Total: \$549,419.80</p> <p>Funding source: FAST Act Section 402 FFY 2017 - \$90,000.00</p> <p>Funding source: FAST Act Section 405h FFY 2017 - \$209,363.00</p> <p>Funding source: FAST Act Section 405h FFY 2018 - \$250,056.80</p>

**Hawaii Project Summary Sheet
FAST Act Section 402 FFY 2017 Funds;
FAST Act Section 405h FFY 2017/2018 Funds
Federal Fiscal Year 2018**

	PEDESTRIAN/ BICYCLE SAFETY FISCAL SUMMARY	Allocation
PS18-09 (01-O-01)	HPD - Pedestrian Enforcement Program	\$131,463.00
PS18-09 (02-O-01)	HPD - Bicycle Enforcement Program	\$35,056.80
PS18-09 (03-O-01)	HBL – Bicycle Education Program	\$15,000.00
PS18-09 (04-K-01)	Kauai PATH – Bicycle Education Program	\$4,900.00
PS18-09 (05-H-01)	Hawaii PATH – Bicycle Education Program	\$13,000.00
PS18-09 (06-O-01)	DTS – Pedestrian Safety Program	\$40,000.00
PS18-09 (07-S-01)	HDOT – Pedestrian Safety Media Contractor	\$180,000.00
PS18-09 (08-S-01)	HDOT - Pedestrian Safety Media Campaign	\$80,000.00
PS18-09 (09-S-01) PM	Program Management	\$50,000.00
Ped/Bike Total:		\$549,419.80
	FAST Act Section 402 FFY 2017 Funds	\$90,000.00
	FAST Act Section 405h FFY 2017 Funds	\$209,363.00
	FAST Act Section 405h FFY 2018 Funds	\$250,056.80

DISTRACTED DRIVING

To accomplish a reduction in electronic mobile device use while driving, the Hawaii Department of Transportation (HDOT) will continue to concentrate its efforts in the area of distracted driving safety in 2018 through coordinated education, awareness and enforcement activities.

During FFY 2018, the four county police departments will issue 10,000 or more electronic mobile device citations statewide.

To determine whether or not these projects are having an impact, the HDOT will track cell phone usage through observational surveys and the number of electronic mobile device (distracted driving) citations that are issued each year.

Distracted Driving Countermeasures MAP-21 Section 402; FAST Act Section 402; FAST Act Section 405e

1	<p>Project Title: Honolulu Police Department – Distracted Driving Enforcement Project Number: DD18-10 (01-O-01) Project Goal: Highly visible and sustained enforcement remains the most effective countermeasure in reducing distracted driving-related crashes and fatalities. Project Description: Grant funds will be used to conduct 2,500 hours of overtime enforcement of Hawaii’s electronic mobile device law. Using grant funds, the police department estimates that they will issue approximately 5,000 citations for cell phone use and 1,250 other citations. Grant funds may be used for related training and equipment purchases if approved by the Highway Safety Office. Project Cost: \$219,105.00 (FAST Act Section 402 FFY 2017 funds)</p>
2	<p>Project Title: Hawaii County Police Department – Distracted Driving Enforcement Project Number: DD18-10 (02-H-01) Project Goal: Highly visible and sustained enforcement remains the most effective countermeasure in reducing distracted driving-related crashes and fatalities. Project Description: Grant funds will be used to conduct 150 checkpoints to enforce Hawaii’s electronic mobile device law. Using grant funds, the police department estimates that they will issue approximately 450 citations for cell phone/electronic mobile device use and other citations. Funds will also be used to send two representatives to the Distracted Driving Awareness Month media event on Oahu. Grant funds may be used for related training, travel and equipment purchases if approved by the Highway Safety Office. Project Cost: \$57,430.00 (FAST Act Section 402 FFY 2017 funds)</p>

3	<p>Project Title: Maui Police Department – Distracted Driving Enforcement Project Number: DD18-10 (03-M-01) Project Goal: Highly visible and sustained enforcement remains the most effective countermeasure in reducing distracted driving-related crashes and fatalities. Project Description: Grant funds will be used to conduct 625 hours of overtime enforcement of Hawaii’s electronic mobile device law. Using grant funds, the police department estimates that they will issue approximately 1,250 citations for electronic mobile device use while driving. MPD officers will also use 24 hours of overtime to conduct educational presentations at traffic safety events. Grant funds may be used for related training and equipment purchases if approved by the Highway Safety Office. Project Cost: \$68,251.00 (FAST Act Section 402 FFY 2017 funds)</p>
4	<p>Project Title: Kauai Police Department – Distracted Driving Enforcement Project Number: DD18-10 (04-K-01) Project Goal: Highly visible and sustained enforcement remains the most effective countermeasure in reducing distracted driving-related crashes and fatalities. Project Description: Grant funds will be used to conduct 700 hours of overtime enforcement of Hawaii’s electronic mobile device law. Using grant funds, the police department estimates that they will issue approximately 1,000 citations for cell phone use and other citations during the grant period. Grant funds may be used for related training, travel and equipment purchases if approved by the Highway Safety Office. Project Cost: \$65,950.00 (MAP-21 Section 402 FFY 2016 funds)</p>
5	<p>Project Title: Hawaii Department of Transportation – Distracted Driving Media/Education Campaign Project Number: DD18-10 (05-S-01) Project Goal: Conduct a minimum of one statewide media campaign to promote the high visibility distracted driving enforcement projects. Project Description: This grant will be administered through the HDOT. We will use grant funds to purchase radio/television/movie theatre advertising schedules to air our distracted driving public service announcement in support of the national Distracted Driving Awareness Month in April 2018. Grant funds may be used for related training and equipment purchases if approved by the Highway Safety Office. Project Cost: \$50,000.00 (FAST Act Section 405e FFY 2018 funds)</p>
6	<p>Project Title: HDOT Distracted Driving Media Contractor Project Number: DD18-10 (06-S-01) Project Goal: Highly visible media/education campaign to promote enforcement, which remains the most effective countermeasure in reducing crashes and fatalities. Project Description: HDOT will use grant funds to hire a media contractor to coordinate and implement a Distracted Driver awareness education and media campaign. Funds will also be used to take the distracted driving simulator to the neighbor islands and to purchase related materials such as brochures and pledge cards. Additional funds will be used for services to track earned media coverage. Grant funds may be used for related training, travel and equipment purchases if approved by the Highway Safety Office. Project Cost: \$110,000.00 (FAST Act Section 405e FFY 2018 funds)</p>

7	<p>Project Title: Program Management Project Number: DD18-10 (07-S-01) PM Project Goal: Monitor all distracted driving subgrantees to ensure that project goals are met. Project Description: The funds will be used for program operations including reporting, monitoring, technical assistance and development of plans for the distracted driving program. Training and travel may be a part of the grant activity for Highway Safety staff. Project Cost: \$20,000.00 (MAP-21 Section 402 FFY 2016 funds)</p>
	<p>Distracted Driving Total: \$590,736.00 Funding source: MAP-21 Section 402 FFY 2016 - \$85,950.00 Funding source: FAST Act Section 402 FFY 2017 - \$344,786.00 Funding source: FAST Act Section 405e FFY 2018 - \$160,000.00</p>

**Hawaii Distracted Driving Summary Sheet
MAP-21 Section 402 FFY 2016 Funds;
FAST Act Section 402 FFY 2017 Funds;
FAST Act Section 405e FFY 2018 Funds
Federal Fiscal Year 2018**

	DISTRACTED DRIVING FISCAL SUMMARY	Allocation
DD18-10 (01-O-01)	Honolulu Police Department – Distracted Driving	\$219,105.00
DD18-10 (02-H-01)	Hawaii County Police Department – Distracted Driving	\$57,430.00
DD18-10 (03-M-01)	Maui Police Department – Distracted Driving	\$68,251.00
DD18-10 (04-K-01)	Kauai Police Department – Distracted Driving	\$65,950.00
DD18-10 (05-S-01)	HDOT Distracted Driving Media Campaign	\$50,000.00
DD18-10 (06-S-01)	DOT Media Contractor	\$110,000.00
DD18-10 (07-S-01) PM	Program Management	\$20,000.00
Distracted Driving Total:		\$590,736.00
	MAP-21 Section 402 FFY 2016 Funds	\$85,950.00
	FAST Act Section 402 FFY 2017 Funds	\$344,786.00
	FAST Act Section 405e FFY 2018 Funds	\$160,000.00

FFY 2018 Equipment Request

July 1, 2017

Mr. Christopher Murphy
 Regional Administrator – Region 9
 National Highway Traffic Safety Administration
 201 Mission Street, Suite 1600
 San Francisco, California 94105

Re: Hawaii's 2018 Highway Safety Plan

Dear Mr. Murphy:

The Hawaii Department of Transportation is requesting approval to fund the purchase of the following equipment during federal fiscal year 2018.

Program Area	Funding Source	Project Number	Agency	Equipment Description	Unit Cost	# of Units	Total Cost
PT	FAST Act 402 FFY 2018	PT18-01 (03-M-01)	Maui Police Department	ACTAR Certified MapScenes 360 updates and training	\$8,000.00	1	\$8,000.00
PT	FAST Act 402 FFY 2018	PT18-01 (03-M-01)	Maui Police Department	CDR hardware updates	\$5,000.00	1	\$5,000.00
PT	FAST Act 402 FFY 2018	PT18-01 (03-M-01)	Maui Police Department	MapScenes software updates and maintenance for Leica ScanStation	\$8,500.00	1	\$8,500.00
PT	FAST Act 402 FFY 2018	PT18-01 (04-K-01)	Kauai Police Department	MSAB cellular data extraction software	\$17,000.00	1	\$17,000.00
PT	FAST Act 402 FFY 2018	PT18-01 (04-K-01)	Kauai Police Department	MapScenes CAD software	\$8,000.00	1	\$8,000.00
PT	FAST Act 402 FFY 2018	PT18-01 (04-K-01)	Kauai Police Department	Vericom traffic investigation tool	\$6,000.00	1	\$6,000.00
PT	FAST Act 402 FFY 2018	PT18-01 (04-K-01)	Kauai Police Department	Cyclone software	\$8,000.00	1	\$8,000.00
PT	FAST Act 405c FFY 2017	TR18-03 (05-K-01)	Kauai Police Department	Desktop computer for CAD scene diagramming	\$6,000.00	1	\$6,000.00
AL	164 Transfer Funds FFY 2017	AL18-02 (01-M-03)	Maui Police Department	Police motor vehicle (SUV)	\$58,000.00	1	\$58,000.00
AL	154 Transfer Funds FFY 2017	AL18-02 (01-K-04)	Kauai Police Department	Light trailer	\$15,000.00	1	\$15,000.00
TR	MAP-21 405c FFY 2015	TR18-03 (02-O-01)	Honolulu Police Department	Motor Vehicle Accident Report server	\$25,000.00	1	\$25,000.00

TR	MAP-21 405c FFY 2015	TR18-03 (02- O-01)	Honolulu Police Department	Motor Vehicle Accident Report licenses	\$30,000.00	1	\$30,000.00
TR	MAP-21 405c FFY 2014	TR18-03 (02- O-01)	Honolulu Police Department	MVA diagramming software	\$200,000.00	1	\$200,000.00
TR	FAST Act 405c FFY 2017	TR18-03 (05- K-01)	Kauai Police Department	E-citation equipment and hardware	\$50,000.00	1	\$50,000.00
EM	FAST Act 402 FFY 2018	EM18-04 (01- O-01)	Honolulu Fire Department	Cordless extrication system	\$45,000.00	1	\$45,000.00
EM	FAST Act 402 FFY 2018	EM18-04 (02- H-01)	Hawaii Fire Department	Cordless extrication system	\$35,000.00	1	\$35,000.00
EM	FAST Act 402 FFY 2018	EM18-04 (03- M-01)	Maui Fire Department	TC strut truck kit	\$18,000.00	1	\$18,000.00
SC	FAST Act 402 FFY 2018	SC18-06 (01- M-03)	Maui Police Department	Police motorcycle and related enforcement/safety equipment	\$40,000.00	1	\$40,000.00
SC	FAST Act 402 FFY 2018	SC18-06 (01- M-03)	Maui Police Department	Speed trailer with statistics package	\$16,000.00	1	\$16,000.00
MC	FAST Act 405f FFY 2018	MC18-07 (01- H-01)	Hawaii Community College	Training motorcycles	\$4,900.00	6	\$29,400.00
TOTAL							\$627,900.00
Total	MAP-21 405						\$255,000.00
Total	FAST Act 402						\$214,500.00
Total	FAST Act 405						\$85,400.00
Total	154 Transfer						\$15,000.00
Total	164 Transfer						\$58,000.00

This equipment is essential to our highway safety program and is included in Hawaii's 2018 Highway Safety Plan. If the requested equipment is approved, please sign this letter where it is indicated and return to the Hawaii Department of Transportation. Should you have any questions regarding this request, please do not hesitate to contact me at (808) 587-6301.

Much mahalo,

Lee Nagano
Highway Safety Manager

Approved:

Christopher Murphy
NHTSA Region 9 Administrator

Date

**U.S. Department of Transportation National Highway Traffic Safety Administration
Highway Safety Plan Cost Summary**

State: Hawaii

Page: 1

Report Date: 07/12/2017

2018-HSP-1

For Approval

Program Area	Project	Description	Prior Approved Program Funds	State Funds	Previous Bal.	Incr/(Decre)	Current Balance	Share to Local
NHTSA								
NHTSA 402								
Occupant Protection								
	OP-2018-00-00-00		\$.00	\$98,221.00	\$.00	\$392,884.00	\$392,884.00	\$392,884.00
	Occupant Protection Total		\$.00	\$98,221.00	\$.00	\$392,884.00	\$392,884.00	\$392,884.00
Police Traffic Services								
	PT-2018-00-00-00		\$.00	\$23,360.00	\$.00	\$93,440.00	\$93,440.00	\$93,440.00
	Police Traffic Services Total		\$.00	\$23,360.00	\$.00	\$93,440.00	\$93,440.00	\$93,440.00
Speed Management								
	SC-2018-00-00-00		\$.00	\$15,000.00	\$.00	\$60,000.00	\$60,000.00	\$60,000.00
	Speed Management Total		\$.00	\$15,000.00	\$.00	\$60,000.00	\$60,000.00	\$60,000.00
Distraction Driving								
	DD-2018-00-00-00		\$.00	\$21,487.50	\$.00	\$85,950.00	\$85,950.00	\$85,950.00
	Distraction Driving Total		\$.00	\$21,487.50	\$.00	\$85,950.00	\$85,950.00	\$85,950.00
	NHTSA 402 Total		\$.00	\$158,068.50	\$.00	\$632,274.00	\$632,274.00	\$632,274.00
408 Data Program SAFETEA-LU								
408 Data Program Incentive								
	K9-2018-00-00-00		\$.00	\$2,190,000.00	\$.00	\$730,000.00	\$730,000.00	\$730,000.00
	408 Data Program Incentive Total		\$.00	\$2,190,000.00	\$.00	\$730,000.00	\$730,000.00	\$730,000.00
	408 Data Program SAFETEA-LU Total		\$.00	\$2,190,000.00	\$.00	\$730,000.00	\$730,000.00	\$730,000.00
154 Transfer Funds								
154 Alcohol								
	154AL-2018-00-00-00		\$.00	\$.00	\$.00	\$502,706.73	\$502,706.73	\$502,706.73
	154 Alcohol Total		\$.00	\$.00	\$.00	\$502,706.73	\$502,706.73	\$502,706.73

**U.S. Department of Transportation National Highway Traffic Safety Administration
Highway Safety Plan Cost Summary**

State: Hawaii

Page: 2

2018-HSP-1

Report Date: 07/12/2017

For Approval

Program Area	Project	Description	Prior Approved Program Funds	State Funds	Previous Bal.	Incr/(Decre)	Current Balance	Share to Local
164 Transfer Funds Total								
164 Transfer Funds			\$.00	\$.00	\$.00	\$ 502,706.73	\$ 502,706.73	\$ 502,706.73
164 Alcohol								
	164AL-2018-00-00-00	164 Alcohol Total	\$.00	\$.00	\$.00	\$ 1,740,032.18	\$ 1,740,032.18	\$ 1,740,032.18
		164 Transfer Funds Total	\$.00	\$.00	\$.00	\$ 1,740,032.18	\$ 1,740,032.18	\$ 1,740,032.18
MAP 21 405b OP High								
405b High Public Education								
	MIPE-2018-00-00-00	405b High Public Education Total	\$.00	\$ 55,000.00	\$.00	\$ 220,000.00	\$ 220,000.00	\$ 220,000.00
		405b High Community CPS Services	\$.00	\$ 55,000.00	\$.00	\$ 220,000.00	\$ 220,000.00	\$ 220,000.00
	MICPS-2018-00-00-00	405b High Community CPS Services Total	\$.00	\$ 16,085.00	\$.00	\$ 64,340.00	\$ 64,340.00	\$ 64,340.00
		MAP 21 405b OP High Total	\$.00	\$ 71,085.00	\$.00	\$ 284,340.00	\$ 284,340.00	\$ 284,340.00
MAP 21 405c Data Program								
	M3DA-2018-00-00-00	405c Data Program Total	\$.00	\$ 186,297.50	\$.00	\$ 745,190.00	\$ 745,190.00	\$ 745,190.00
		MAP 21 405c Data Program Total	\$.00	\$ 186,297.50	\$.00	\$ 745,190.00	\$ 745,190.00	\$ 745,190.00
MAP 21 405d Impaired Driving Mid								
	M5HVE-2018-00-00-00	405d Mid HVE Total	\$.00	\$ 10,160.00	\$.00	\$ 40,640.00	\$ 40,640.00	\$ 40,640.00
		MAP 21 405d Impaired Driving Mid Total	\$.00	\$ 10,160.00	\$.00	\$ 40,640.00	\$ 40,640.00	\$ 40,640.00

U.S. Department of Transportation National Highway Traffic Safety Administration

State: Hawaii

Page: 3

Highway Safety Plan Cost Summary

2018-HSP-1

Report Date: 07/12/2017

For Approval

Program Area	Project	Description	Prior Approved Program Funds	State Funds	Previous Bal.	Incr/(Decre)	Current Balance	Share to Local
FAST Act NHTSA 402								
Planning and Administration								
	PA-2018-00-00-00		\$.00	\$200,000.00	\$.00	\$200,000.00	\$200,000.00	\$200,000.00
	Planning and Administration Total		\$.00	\$200,000.00	\$.00	\$200,000.00	\$200,000.00	\$200,000.00
Alcohol								
	AL-2018-00-00-00		\$.00	\$25,750.00	\$.00	\$103,000.00	\$103,000.00	\$103,000.00
	Alcohol Total		\$.00	\$25,750.00	\$.00	\$103,000.00	\$103,000.00	\$103,000.00
Emergency Medical Services								
	EM-2018-00-00-00		\$.00	\$25,750.00	\$.00	\$103,000.00	\$103,000.00	\$103,000.00
	Emergency Medical Services Total		\$.00	\$25,750.00	\$.00	\$103,000.00	\$103,000.00	\$103,000.00
Pedestrian/Bicycle Safety								
	PS-2018-00-00-00		\$.00	\$10,000.00	\$.00	\$40,000.00	\$40,000.00	\$40,000.00
	Pedestrian/Bicycle Safety Total		\$.00	\$10,000.00	\$.00	\$40,000.00	\$40,000.00	\$40,000.00
Police Traffic Services								
	PT-2018-00-00-00		\$.00	\$133,541.00	\$.00	\$534,164.00	\$534,164.00	\$534,164.00
	Police Traffic Services Total		\$.00	\$133,541.00	\$.00	\$534,164.00	\$534,164.00	\$534,164.00
Speed Management								
	SC-2018-00-00-00		\$.00	\$263,382.28	\$.00	\$1,053,529.10	\$1,053,529.10	\$1,053,529.10
	Speed Management Total		\$.00	\$263,382.28	\$.00	\$1,053,529.10	\$1,053,529.10	\$1,053,529.10
Distacted Driving								
	DD-2018-00-00-00		\$.00	\$86,196.50	\$.00	\$344,786.00	\$344,786.00	\$344,786.00
	Distacted Driving Total		\$.00	\$86,196.50	\$.00	\$344,786.00	\$344,786.00	\$344,786.00
	FAST Act NHTSA 402 Total		\$.00	\$744,619.78	\$.00	\$2,378,479.10	\$2,378,479.10	\$2,378,479.10
FAST Act 405b OP High 405b High HVE								
	M1HVE-2018-00-00-00		\$.00	\$86,846.25	\$.00	\$347,385.00	\$347,385.00	\$347,385.00

**U.S. Department of Transportation National Highway Traffic Safety Administration
Highway Safety Plan Cost Summary**

State: Hawaii

Page: 4

2018-HSP-1

Report Date: 07/12/2017

For Approval

Program Area	Project	Description	Prior Approved Program Funds	State Funds	Previous Bal.	Incr/(Decre)	Current Balance	Share to Local
405b High Community CPS Services	405b High HVE Total		\$.00	\$86,846.25	\$.00	\$347,385.00	\$347,385.00	\$347,385.00
	M1CPS-2018-00-00-00		\$.00	\$28,875.00	\$.00	\$115,500.00	\$115,500.00	\$115,500.00
	405b High Community CPS Services Total		\$.00	\$28,875.00	\$.00	\$115,500.00	\$115,500.00	\$115,500.00
FAST Act 405c Data Program	FAST Act 405b OP High Total		\$.00	\$115,721.25	\$.00	\$462,885.00	\$462,885.00	\$462,885.00
405c Data Program	405c Data Program Total		\$.00	\$79,370.00	\$.00	\$317,480.00	\$317,480.00	\$317,480.00
	M3DA-2018-00-00-00		\$.00	\$79,370.00	\$.00	\$317,480.00	\$317,480.00	\$317,480.00
	FAST Act 405d Impaired Driving Mid		\$.00	\$79,370.00	\$.00	\$317,480.00	\$317,480.00	\$317,480.00
405d Mid HVE	405d Mid HVE Total		\$.00	\$117,988.43	\$.00	\$471,953.70	\$471,953.70	\$471,953.70
	M5HVE-2018-00-00-00		\$.00	\$117,988.43	\$.00	\$471,953.70	\$471,953.70	\$471,953.70
405d Mid Paid/Earned Media	405d Mid Paid/Earned Media Total		\$.00	\$25,000.00	\$.00	\$100,000.00	\$100,000.00	\$100,000.00
	M5PEM-2018-00-00-00		\$.00	\$25,000.00	\$.00	\$100,000.00	\$100,000.00	\$100,000.00
	405d Impaired Driving Mid Total		\$.00	\$29,752.50	\$.00	\$119,010.00	\$119,010.00	\$119,010.00
	M5X-2018-00-00-00		\$.00	\$29,752.50	\$.00	\$119,010.00	\$119,010.00	\$119,010.00
	FAST Act 405d Impaired Driving Mid Total		\$.00	\$172,740.93	\$.00	\$690,963.70	\$690,963.70	\$690,963.70
FAST Act 405e Special Distracted Driving	FAST Act 405e Special Distracted Driving		\$.00	\$40,000.00	\$.00	\$160,000.00	\$160,000.00	\$160,000.00
405e Public Education	405e Public Education		\$.00	\$40,000.00	\$.00	\$160,000.00	\$160,000.00	\$160,000.00
	FESPE-2018-00-00-00		\$.00	\$40,000.00	\$.00	\$160,000.00	\$160,000.00	\$160,000.00

**U.S. Department of Transportation National Highway Traffic Safety Administration
Highway Safety Plan Cost Summary**

State: Hawaii

Page: 5

2018-HSP-1

Report Date: 07/12/2017

For Approval

Program Area	Project	Description	Prior Approved Program Funds	State Funds	Previous Bal.	Incr/(Decre)	Current Balance	Share to Local
405e Public Education Total								
<i>FAST Act 405e Special Distracted Driving Total</i>			\$.00	\$40,000.00	\$.00	\$160,000.00	\$160,000.00	\$160,000.00
FAST Act 405f Motorcycle Programs								
405f Motorcyclist Training								
	M9MT-2018-00-00-00		\$.00	\$10,601.75	\$.00	\$42,407.00	\$42,407.00	\$42,407.00
405f Motorcyclist Training Total								
			\$.00	\$10,601.75	\$.00	\$42,407.00	\$42,407.00	\$42,407.00
405f Motorcyclist Awareness								
	M9MA-2018-00-00-00		\$.00	\$5,250.00	\$.00	\$21,000.00	\$21,000.00	\$21,000.00
405f Motorcyclist Awareness Total								
			\$.00	\$5,250.00	\$.00	\$21,000.00	\$21,000.00	\$21,000.00
405f Motorcycle Programs								
	M9X-2018-00-00-00		\$.00	\$10,500.00	\$.00	\$42,000.00	\$42,000.00	\$42,000.00
405f Motorcycle Programs Total								
			\$.00	\$10,500.00	\$.00	\$42,000.00	\$42,000.00	\$42,000.00
FAST Act 405f Motorcycle Programs Total								
			\$.00	\$26,351.75	\$.00	\$105,407.00	\$105,407.00	\$105,407.00
FAST Act 405g GDL								
405g GDL								
	M10X-2018-00-00-00		\$.00	\$8,750.00	\$.00	\$35,000.00	\$35,000.00	\$35,000.00
405g GDL Total								
			\$.00	\$8,750.00	\$.00	\$35,000.00	\$35,000.00	\$35,000.00
FAST Act 405g GDL Total								
			\$.00	\$8,750.00	\$.00	\$35,000.00	\$35,000.00	\$35,000.00
FAST Act 405h Nonmotorized Safety								
405h Law Enforcement								
	FHLE-2018-00-00-00		\$.00	\$41,629.95	\$.00	\$166,519.80	\$166,519.80	\$166,519.80
405h Law Enforcement Total								
			\$.00	\$41,629.95	\$.00	\$166,519.80	\$166,519.80	\$166,519.80
405h Public Education								
	FHPE-2018-00-00-00		\$.00	\$73,225.00	\$.00	\$292,900.00	\$292,900.00	\$292,900.00

**U.S. Department of Transportation National Highway Traffic Safety Administration
Highway Safety Plan Cost Summary**

State: Hawaii

Page: 6
Report Date: 07/12/2017

2018-HSP-1
For Approval

Program Area	Project	Description	Prior Approved Program Funds	State Funds	Previous Bal.	Incre/(Decre)	Current Balance	Share to Local
405h Nonmotorized Safety								
		405h Public Education Total	\$.00	\$73,225.00	\$.00	\$292,900.00	\$292,900.00	\$292,900.00
		FHX-2018-00-00	\$.00	\$12,500.00	\$.00	\$50,000.00	\$50,000.00	\$50,000.00
		405h Nonmotorized Safety Total	\$.00	\$12,500.00	\$.00	\$50,000.00	\$50,000.00	\$50,000.00
		FAST Act 405h Nonmotorized Safety Total	\$.00	\$127,354.95	\$.00	\$509,419.80	\$509,419.80	\$509,419.80
		NHTSA Total	\$.00	\$3,930,519.66	\$.00	\$9,334,817.51	\$9,334,817.51	\$9,334,817.51
		Total	\$.00	\$3,930,519.66	\$.00	\$9,334,817.51	\$9,334,817.51	\$9,334,817.51