


HAWAII 2017 HIGHWAY SAFETY PLAN



**HAWAII DEPARTMENT OF TRANSPORTATION
MOTOR VEHICLE SAFETY OFFICE
HIGHWAY SAFETY OFFICE**

HAWAII
HIGHWAY SAFETY PLAN
FEDERAL FISCAL YEAR 2017
(October 1, 2016 through September 30, 2017)

PREPARED FOR

U.S. DEPARTMENT OF TRANSPORTATION
NATIONAL HIGHWAY TRAFFIC SAFETY ADMINISTRATION

PREPARED BY

STATE OF HAWAII

David Ige, Governor

DEPARTMENT OF TRANSPORTATION

Ford N. Fuchigami, Director/Governor's Highway Safety Representative

HIGHWAY SAFETY OFFICE

Lee Nagano, Highway Safety Manager

TABLE OF CONTENTS

OVERVIEW	1
BACKGROUND	3
20-YEAR STATISTICS	5
Part 1 Executive Summary (Performance Plan)	
Core Outcome Measures	8
Process Description	17
Part 2 Program Areas	
Planning & Administration	22
Police Traffic Services	24
Speed Control	27
Impaired Driving	31
Traffic Records	39
Emergency Medical Services	45
Occupant Protection	47
Motorcycle Safety	54
Graduated Driver Licensing	57
Pedestrian/Bicycle Safety	59
Distracted Driving	63
Part 3 Program Cost Summary & Equipment Request	
Highway Safety Program Cost Summary.....	67
Equipment Request.....	71

OVERVIEW

Aloha!

Arrive alive. That has become the mantra of the Hawaii Department of Transportation's (HDOT) Highway Safety Office as we work our hardest towards our ultimate goal of zero fatalities.

Together with our traffic safety partners, we continue to strive to make a difference that will save lives. During calendar year 2015, there were 94 traffic fatalities in Hawaii, the lowest in 40 years. We attribute this achievement to the dedication and tireless work of our staff and partners. A key example of this is the Hawaii Strategic Highway Safety Plan (SHSP), which addresses key traffic issues and focuses resources in eight emphasis areas: Impaired driving; speeding; occupant protection; pedestrian and bicycle safety; motorcycle, motor scooter and moped safety; lane departure and intersection safety; data and safety management systems; and first responder capabilities. This comprehensive statewide plan is the major result of our efforts to build strong partnerships and create a network of government agencies, local businesses and community advocates, all with one shared goal. It serves as a guiding force to effect change on and off of our roadways.

We're moving in the right direction, but there is still much to do. Using a data-driven problem identification process, we have determined that impaired driving, speeding, pedestrian safety and motorcycle safety continue to be our top priority areas in Federal Fiscal Year (FFY) 2017, and projects that address those areas have been given precedence. We believe that the projects we have chosen best align with our goals for each of our performance measures and will reduce the number of fatalities and injuries caused by motor vehicle crashes in Hawaii.

- Impaired driving, whether it is alcohol, prescription medication or illicit substances, is our top priority. To address the growing problem of drugged driving, we have worked diligently to expand our Drug Recognition Expert (DRE) program statewide and train law enforcement officers in the four county police departments and the State Sheriff Division to recognize drivers who are impaired on drugs.
- With 34 of the 95 motor vehicle fatalities in 2014 being speed related, our Highway Safety Office is also focusing its efforts on speed control. To deter drivers from speeding, we will be issuing grant funds to Hawaii's four county police departments to conduct overtime enforcement.
- The number of pedestrians killed on our roadways remains high despite the numerous initiatives of our staff and partners. Our preliminary data show that many of the fatalities occurred at night and outside of a crosswalk. We are working to immediately address these issues in hopes of reducing the number of fatalities and injuries.

- There were 25 motorcyclist fatalities in 2014, with the majority of these being the result of operator error. Our FFY 2017 motorcycle safety grants will ensure that basic motorcycle rider courses and advanced motorcycle training classes continue to be available statewide. We will also enhance education and awareness by airing public service announcements, conduct community activities and participate in the national Motorcycle Safety Awareness Month.
- Although Hawaii's seat belt usage rate remains among the highest in the nation, we believe that we can do better. All vehicle occupants – adults, children and infants – should be buckled up and properly restrained at all times. As such, we will educate the public on the dangers and penalties of being unbuckled; support our police departments in their strict enforcement of seat belt laws; and work to increase child restraint and booster seat use in Hawaii.

The HDOT's Highway Safety Office has been tasked with leading these traffic safety efforts on behalf of the HDOT.

Highway Safety Section

Scott Haneberg, Motor Vehicle Safety Administrator, continues to lead the HDOT's Motor Vehicle Safety Office, which includes the Highway Safety Office.

Lee Nagano continues to lead the Highway Safety Office as Highway Safety Manager. She provides guidance and safety expertise by helping communities and organizations target their problem areas, thereby empowering communities to find solutions.

The Highway Safety Office staff also includes:

- Lianne Yamamoto, who coordinates the impaired and distracted driving programs and processes reimbursement requests;
- Karen Kahikina, who coordinates the DRE/Standardized Field Sobriety Testing programs, speeding, and traffic records programs;
- Christy Cowser, who coordinates the emergency medical services, police traffic services, motorcycle, pedestrian and bicycle safety programs;
- Sheri Sagayaga, who is responsible for our Driver Education/Graduated Driver Licensing programs as well as our impaired driving programs such as court monitoring;
- Robert Lung, who, as the Law Enforcement Liaison, works with the four county police departments and coordinates statewide enforcement meetings with traffic safety partners;
- John McAuliffe, who is Hawaii's Fatality Analysis Reporting System Analyst; and
- Cherise Ishida, who, as the Highway Safety Office's fiscal coordinator, manages our office's daily administrative tasks, processes grant agreements and reviews grant reimbursement requests.

The HDOT and our partners remain committed to our goal of having all of Hawaii's roadway users arrive safely at their destinations, in all modes of transportation.

BACKGROUND

The Governors of all states are mandated by federal law 23 U.S.C. 402 to establish and implement a statewide highway safety program. Hawaii Revised Statutes (HRS) delegates this authority to the Director of Transportation as the Governor’s Highway Safety Representative. The HRS also establishes a State Highway Safety Council to advise the Director of Transportation on highway safety issues and establishes County Traffic Safety Councils.

To assist states in carrying out the highway safety program, Congress provides annual grants for highway safety programs designed to reduce traffic crashes and resulting deaths, injuries, and property damage. A state may use these grant funds only for highway safety purposes; at least 40 percent of these funds are to be used to address local traffic safety problems.

SAFETEA-LU Behavioral Highway Safety Programs

Sections 2001 and 2002 of SAFETEA-LU reauthorize the State and Community Highway Safety formula grant program (Section 402 of Chapter 4 of Title 23) to support state highway safety programs. In addition, there are incentive grants to states that meet certain requirements, including Sections 405, 408, 410, 2010 and 2011. The grants support planning to identify and quantify highway safety problems, provide start up “seed” money for new programs, and give new direction to existing safety programs. The funds are intended to catalyze innovative programs at the state and local level, and leverage commitments of state, local, and private resources.

Section 402	General Use.
Section 405	Restricted to seat belt projects.
Section 408	Restricted to traffic data projects.
Section 410	Restricted to alcohol projects.
Section 2010	Restricted to motorcycle projects.
Section 2011	Restricted to child safety seat projects.

MAP-21 Behavioral Highway Safety Programs

Moving Ahead for Progress in the 21st Century (MAP-21) is the surface transportation bill that authorizes the federal surface transportation programs – including highway safety programs – for Federal Fiscal Years (FFY) 2013, 2014, 2015 and 2016. It provides guidelines and criteria for grant distribution. The federal fiscal year runs from October 1 through September 30.

The following is a list of federal highway safety programs authorized under MAP-21:

- Section 402
State and Community Highway Safety Grant Program
- Section 154
Open Container Transfer Provision
- Section 164
Repeat Offender Transfer Provision
- Section 405
National Priority Safety Program
Includes sub-sections for:
 - Impaired Driving
 - Occupant Protection
 - Traffic Records
 - Motorcyclist Safety

- Distracted Driving
- Graduated Driver Licensing

FAST Act Behavioral Highway Safety Programs

Fixing America’s Surface Transportation (FAST) Act is the surface transportation bill that authorizes the federal surface transportation programs – including highway safety programs. It provides guidelines and criteria for grant distribution. The federal fiscal year runs from October 1 through September 30.

HDOT is currently operating under the FAST Act. The following is a list of federal highway safety programs authorized under the FAST Act:

- Section 402
State and Community Highway Safety Grant Program
- Section 154
Open Container Transfer Provision
- Section 164
Repeat Offender Transfer Provision
- Section 405
National Priority Safety Program
Includes sub-sections for:
 - Impaired Driving
 - Occupant Protection
 - Traffic Records
 - Motorcyclist Safety
 - Distracted Driving
 - Graduated Driver Licensing

Hawaii expects to receive an estimated \$3.5 million (FAST Act) in highway safety grants in Federal Fiscal Year 2017, October 1, 2016 to September 30, 2017. Additionally, Hawaii expects to carry forward approximately \$1 million in SAFETEA-LU funds and \$4 million in MAP-21 funds.

In addition, beginning with the 2010 Highway Safety Plan (HSP), NHTSA and the Governors Highway Safety Association (GHSA) have agreed upon a minimum set of performance measures to be used by states and federal agencies in the development and implementation of behavioral highway safety plans and programs. An expert panel from NHTSA; State Highway Safety Offices; academic and research organizations; and other key groups assisted in developing the measures. The initial minimum set contains 14 measures: 10 core outcome measures, one core behavior measure, and three activity measures. States are required to set goals for and report progress on each of the 11 core outcomes and behavior measures annually, beginning with their 2010 Highway Safety Plans and Annual Reports. NHTSA will use the core measures as an integral part of its reporting to the Congress, the public and others. Hawaii’s core measures and performance goals are presented on page 10 and throughout this HSP.

20 YEAR STATISTICS

Hawaii Summary of Traffic Demographics and Fatalities, 1995-2014

Year	Population	Licensed Drivers	Registered Vehicles	Vehicle Miles Traveled (Million)	Traffic Fatalities	Fatality Rate	Alcohol Involved Fatalities	Alcohol Involved
1995	1,196,854	732,508	901,291	7,944.1	130	1.6	64	49.2%
1996	1,203,755	733,486	907,770	8,005.9	148	1.8	62	41.9%
1997	1,211,640	738,865	906,964	8,003.0	131	1.6	57	43.5%
1998	1,215,233	746,329	915,753	8,090.2	120	1.5	61	50.8%
1999	1,210,300	752,693	929,474	8,215.2	98	1.2	42	
2000	1,213,519	769,383	964,738	8,525.7	132	1.5	50	37.9%
2001	1,225,948	787,820	986,555	8,754.3	140	1.6	53	37.9%
2002	1,239,613	814,668	1,013,594	8,937.3	119	1.3	45	37.8%
2003	1,251,154	834,188	1,057,625	9,325.0	133	1.4	71	53.4%
2004	1,273,569	843,876	1,100,646	9,734.6	142	1.6	60	42.3%
2005	1,292,729	856,163	1,149,403	10,129.1	140	1.4	67	47.9%
2006	1,309,731	867,003	1,159,256	10,196.3	161	1.6	79	49.1%
2007	1,315,675	882,466	1,167,240	10,259.9	138	1.3	69	50.0%
2008	1,332,213	895,941	1,160,643	10,189.1	107	1.0	42*	39.3%
2009	1,346,717	905,704	1,149,928	10,095.2	109	1.1	52*	47.7%
2010	1,363,950	911,417	1,151,681	10,111.0	113	1.1	43*	38%
2011	1,378,251	915,033	1,210,370	10,653.9	100	.99	45*	45%
2012	1,392,766	910,265	1,310,286	11,517.7	125	1.2	47*	38%
2013	1,408,987	904,500	1,371,341	12,078.2	102	1.0	34*	33%
2014	1,419,561	902,590	1,312,445	11,569.4	95	.93	32*	34%

*BAC .08+

PART 1

EXECUTIVE SUMMARY (PERFORMANCE PLAN)

C-1: Traffic Fatalities, 2010-2014

	2010	2011	2012	2013	2014
<u>Actual numbers:</u>					
Traffic Fatalities	113	100	125	102	95
<u>Utilizing 5-year moving average:</u>					
Traffic Fatalities	126	113	111	110	107

Hawaii's goal is to reduce traffic fatalities by 5 percent from 107 (2010-2014 average) to 102 by 2017.

C-2: Serious Injuries in Traffic Crashes, 2007-2011*

	2007	2008	2009	2010	2011
<u>Actual numbers:</u>					
Serious Injuries	335	330	320	354	379
<u>Utilizing 5-year moving average:</u>					
Serious Injuries	435	402	373	351	344

* A serious injury is defined as: Any injury, other than a fatal injury, which prevents the injured person from walking, driving or normally continuing the activities the person was capable of performing before the injury occurred. This is often defined as "needing help from the scene."

Please note that this is the most current data available.

Hawaii's goal is to decrease serious traffic injuries by 10 percent from 344 (2007-2011 average) to 310 by 2017.

C-3: Fatalities/VMT, 2010-2014

	2010	2011	2012	2013	2014
<u>Fatality Rates:</u>					
Total Fatalities	1.13	0.99	1.24	1.01	0.93
Rural	1.73	1.75	2.33	2.23	1.75
Urban	0.94	0.76	0.90	0.75	0.77
<u>Utilizing 5-year moving average:</u>					
Total Fatalities	1.13	.99	1.24	1.01	1.06
Rural	2.2	2.0	2.0	2.0	2.0
Urban	.93	.83	.83	.85	.82

Hawaii's goals are:

- Hawaii's goal is to decrease the fatalities/VMT by 10 percent from 1.06 (2010-2014 average) to .95 by 2017.
- Hawaii's goal is to decrease rural fatalities/VMT by 10 percent from 2.0 (2010-2014 average) to 1.8 by 2017.
- Hawaii's goal is to decrease urban fatalities/VMT by 10 percent from .82 (2010-2014 average) to .74 by 2017.

C-4: Unrestrained Passenger Vehicle Occupant Fatalities, All Seat Positions 2010-2014 (Utilizing 5-year moving average)

	2010	2011	2012	2013	2014
<u>Actual numbers:</u>					
Number of Unrestrained Passengers Vehicle Occupant Fatalities, All Seat Position	25	14	31	23	18
<u>Utilizing 5-year moving average:</u>					
Number of Unrestrained Passengers Vehicle Occupant Fatalities, All Seat Positions	29	24	25	24	22

Hawaii's goal is to reduce unrestrained passenger vehicle occupant fatalities, all seat positions by 10 percent from 22 (2010-2014 average) to 20 by 2017.

C-5: Alcohol-Impaired Driving Fatalities, 2010-2014

	2010	2011	2012	2013	2014
<u>Actual numbers:</u>					
Alcohol-Impaired Fatalities	43	45	47	34	32
<u>Utilizing 5-year moving average:</u>					
Alcohol-Impaired Fatalities	48	45	46	44	40

Hawaii's goal is to reduce alcohol-impaired driving fatalities by 10 percent from 40 (2010-2014 average) to 36 by 2017.

C-6: Speeding-Related Fatalities, 2010-2014

	2010	2011	2012	2013	2014
<u>Actual numbers:</u>					
Number of Speeding-Related Fatal Crashes	48	43	60	45	31
Number of Speeding-Related Fatalities	51	45	69	44	34
Speeding Citations*	61,836	58,176	69,980	62,604	58,274
*FFY information provided by local police departments					
<u>Utilizing 5-year moving average:</u>					
Number of Speeding-Related Fatal Crashes	57	54	49	49	45
Number of Speeding-Related Fatalities (C-6)	61	54	55	54	49

Hawaii's goal is to reduce speeding-related fatalities by 10 percent from 49 (2010-2014 average) to 44 by 2017.

C-7: Motorcyclist Fatalities, 2010-2014

	2010	2011	2012	2013	2014
<u>Actual numbers:</u>					
Number of Motorcyclist Fatalities	26	32	40	29	25
<u>Utilizing 5-year moving average:</u>					
Number of Motorcyclist Fatalities	28	29	32	32	30

Hawaii's goal is to reduce motorcyclist fatalities by 10 percent from 30 (2010-2014 average) to 27 by 2017.

C-8: Unhelmeted Motorcyclist Fatalities, 2010- 2014

	2010	2011	2012	2013	2014
<u>Actual numbers:</u>					
Number of Unhelmeted Motorcyclist Fatalities	21	25	28	19	12
<u>Utilizing 5-year moving average:</u>					
Number of Unhelmeted Motorcyclist Fatalities	21	22	23	23	21
Motorcycle Registrations	29,436	33,022	38,223	41,180	37,771
Helmet Use Observation Study					
Rider Helmeted	58.10%	47.66%	54.17%	53.54%	63.38%
Passenger Helmeted	57.89%	45%	42.86%	45%	68.42%
Moped Helmet Use Rate	23.91%	20.28%	25.37%	25.34%	38.97%

Hawaii's goal is to reduce unhelmeted motorcyclist fatalities by 10 percent from 21 (2010-2014 average) to 19 by 2017.

C-9: Drivers Age 20 or Younger Involved in Fatal Crashes, 2010-2014

	2010	2011	2012	2013	2014
<u>Actual numbers:</u>					
Number of Drivers 20 or Younger Involved in Fatal Crashes	14	12	10	9	8
<u>Utilizing 5-year moving average:</u>					
Number of Drivers 20 or Younger Involved in Fatal Crashes	17	16	14	12	11

Hawaii's goal is to reduce fatal crashes involving drivers age 20 and younger by 10 percent from 11 (2010-2014 average) to 10 by 2017.

C-10: Pedestrian Fatalities, 2010-2014

	2010	2011	2012	2013	2014
<u>Actual numbers:</u>					
Number of Pedestrian Fatalities	26	23	26	23	24
<u>Utilizing 5-year moving average:</u>					
Number of Pedestrian Fatalities	24	22	22	23	24

Hawaii's goal is to reduce pedestrian fatalities by 10 percent from 24 (2010-2014 average) to 22 by 2017.

C-11: Bicyclist Fatalities, 2010-2014

	2010	2011	2012	2013	2014
<u>Actual numbers:</u>					
Number of Bicyclist Fatalities	3	2	2	2	4
<u>Utilizing 5-year moving average:</u>					
Number of Bicyclist Fatalities	3	2	2	2	3
Bicycle Helmet Use Rate	37.21%	33.02%	37.92%	46.33%	57.45%

Hawaii's goal is to reduce bicyclist fatalities by 50 percent from 3 (2010-2014 average) to 2 by 2017.

B-1: Observed Seat Belt Use for Passenger Vehicles, Front Seat Outboard Occupants in Hawaii, 2010-2014

	2010	2011	2012	2013	2014
<u>Actual numbers:</u>					
Seat Belt Use Rate (Observational Survey)	98%	96%	93%	94%	94%

Hawaii's goal is to increase observed seat belt use for passenger vehicles, front seat outboard occupants by 1 percentage point from 94 percent in 2014 to 95 percent in 2017.

CORE OUTCOME MEASURES		2010	2011	2012	2013	2014
C-1	Traffic Fatalities (FARS) Annual	113	100	125	102	95
	5-Year Moving Average	126	113	111	110	107
	Reduce traffic fatalities by 5 percent from 107 (2010-2014 average) to 102 by 2017.					
C-2	Serious Injuries in Traffic Crashes (State Crash File) Annual	354	379	N/A	N/A	N/A
	5-Year Moving Average	351	344	N/A	N/A	N/A
	Reduce serious traffic injuries by 10 percent from 344 (2007-2011 average) to 310 by 2017. Data for 2012, 2013 and 2014 are not available at this time.					
C-3	Fatalities/VMT (FARS/FHWA) Annual	1.13	0.99	1.24	1.01	0.93
	5-Year Moving Average	1.24	1.12	1.10	1.09	1.06
	Reduce the fatalities/VMT by 10 percent from 1.06 (2010-2014 average) to .95 by 2017.					
C-4	Unrestrained Passenger Vehicle Occupant Fatalities, All Seat Positions (FARS) Annual	25	14	31	23	18
	5-Year Moving Average	29	24	25	24	22
	Reduce unrestrained passenger vehicle occupant fatalities, all seat positions by 10 percent from 22 (2010-2014 average) to 20 by 2017.					
C-5	Alcohol-Impaired Driving Fatalities (FARS) Annual	43	45	47	33	32
	5-Year Moving Average	48	45	46	44	40
	Reduce alcohol-impaired driving fatalities by 10 percent from 40 (2010-2014 average) to 36 by 2017.					
C-6	Speeding-Related Fatalities (FARS) Annual	51	45	69	44	34
	5-Year Moving Average	61	54	55	54	49
	Reduce speeding-related fatalities by 10 percent from 49 (2010-2014 average) to 44 by 2017.					
C-7	Motorcyclist Fatalities (FARS) Annual	26	32	40	29	25
	5-Year Moving Average	28	29	32	32	30
	Reduce motorcyclist fatalities by 10 percent from 30 (2010-2014 average) to 27 by 2017.					
C-8	Unhelmeted Motorcyclist Fatalities (FARS) Annual	21	25	28	19	12
	5-Year Moving Average	21	22	23	23	21
	Reduce unhelmeted motorcyclist fatalities by 10 percent from 21 (2010-2014 average) to 19 by 2017.					
C-9	Drivers Age 20 or Younger Involved in Fatal Crashes (FARS) Annual	14	12	10	9	8
	5-Year Moving Average	17	16	14	12	11
	Reduce fatal crashes involving drivers age 20 and younger by 10 percent from 11 (2010-2014 average) to 10 by 2017.					
C-10	Pedestrian Fatalities (FARS) Annual	26	23	26	23	24
	5-Year Moving Average	24	22	22	23	24
	Reduce pedestrian fatalities by 10 percent from 24 (2010-2014 average) to 22 by 2017.					
C-11	Bicyclist Fatalities (FARS) Annual	3	2	2	2	4
	5-Year Moving Average	3	3	2	2	3
	Reduce bicyclist fatalities by 50 percent from 3 (2010-2014 average) to 2 by 2017.					

CORE BEHAVIOR MEASURE			2010	2011	2012	2013	2014
B-1	Observed Seat Belt Use for Passenger Vehicles, Front Seat Outboard Occupants (State Survey)	Annual	98%	96%	93%	94%	94%
	Increase observed seat belt use for passenger vehicles, front seat outboard occupants by 1 percentage point from 94 percent in 2014 to 95 percent in 2017.						

PROCESS DESCRIPTION

During calendar year 2014, the number of traffic fatalities decreased from 102 in calendar year 2013 to 95. Alcohol, speed, motorcyclists and pedestrians continued to be major factors in the high fatality rate.

A brief summary of 2014 fatal data showed:

- Of the 95 traffic fatalities, 24 were pedestrians
- Alcohol-impaired driving fatalities decreased from 34 to 32
- Motorcyclist/moped fatalities decreased from 29 to 25
- Speed-related fatalities decreased from 44 to 34

In federal fiscal year 2017, Hawaii will continue to focus on reducing its fatal crashes in six high priority areas that have been identified as the greatest areas of concern. The state will concentrate its education, enforcement and engineering efforts in these areas, utilizing a variety of countermeasures to address the problems.

HIGHEST PRIORITY

The Highway Safety Office has studied both Hawaii's fatality and enforcement data to identify the statewide problem areas in highway safety. Data that was reviewed came from the Fatality Analysis Reporting System (FARS); state motor vehicle crash report data; enforcement data from the county police departments; motor vehicle registration and driver license information; and population data.

The areas below have been identified as the most critical problem areas in highway safety in Hawaii, and grants to selected projects in these areas were given priority:

- ◆ Programs to reduce the number of repeat driving while intoxicated violations
- ◆ Programs to enforce traffic laws in the areas of speed, occupant protection and alcohol/drugs
- ◆ Programs to reduce motorcycle crashes
- ◆ Programs to reduce pedestrian injuries and fatalities for persons of all ages
- ◆ Programs to increase the use of seat belts, especially between 9 p.m. – 3 a.m.
- ◆ Programs to modernize Hawaii's traffic records program

LOWER PRIORITY

If federal monies are available after the highest priority projects have been funded, projects in the following areas will be considered:

- ◆ Reduce distracted driving
- ◆ Programs to increase use of child safety seats (including booster)
- ◆ Programs to reduce bicycle crashes
- ◆ Equipment requests by first responders

All of the safety projects funded in federal fiscal year 2016 are targeted to these key programs.

Once the priorities were set, the Highway Safety Office issued a Request for Proposals (RFP) in February 2016 inviting interested agencies and traffic safety groups to propose countermeasures. To simplify the process, the RFP included data in each priority area and requested solutions on how to help reduce injuries and fatalities. Applicants were requested to identify specific problems within their communities using data, develop their solution and provide us with a quantifiable evaluation to show effectiveness of

their programs. Copies of the RFP were mailed to all previous subgrantees and those who requested copies. Additionally, the RFP was posted on the State's procurement website.

A total of 70 proposals were received by the Highway Safety Office. Proposals that did not support strategies within Hawaii's Strategic Highway Safety Plan were not considered for funding. The remaining proposals were compiled and submitted to the County Traffic Safety Councils on each island for their review and ranking, based on the needs of that island. Once the County Traffic Safety Council information was received, the State Highway Safety Council (SHSC) met and reviewed all of the proposals and provided recommendations to the Highway Safety Office, who made the final decision on which projects should be funded. The Governor's Highway Safety Representative reviewed the process and approved the recommendations made by the Highway Safety Office.

Once Hawaii's Highway Safety Plan has been officially approved by NHTSA Region 9, the Highway Safety Office will release approved grant agreements so that grant activities may begin on October 1, 2016. A mandatory orientation meeting is scheduled for all new subgrantees to review the grant process, how to submit requests for reimbursements, project monitoring and reporting requirements.

Federal Fiscal Year 2017 Highway Safety Plan Summary

Project Title	Total	To Local
Program Administration	\$191,000.00	\$0.00
Police Traffic Services	\$628,313.00	\$456,284.00
Impaired Driving	\$3,172,131.25	\$1,832,969.04
Traffic Records	\$2,298,390.00	\$623,995.00
Emergency Medical Services	\$85,000.00	\$80,000.00
Occupant Protection	\$1,229,916.42	\$853,026.00
Speed Control	\$1,025,447.00	\$965,447.00
Motorcycle Countermeasures	\$103,847.00	\$63,847.00
Graduated Driver's License	\$35,000.00	\$0.00
Pedestrian/Bicycle Safety	\$566,477.09	\$236,225.80
Distracted Driving	\$582,685.81	\$409,508.32
NHTSA TOTAL	\$9,918,207.57	\$5,521,302.16
Share to Local (percentage)		≈ 56%

PART II

PROGRAM AREAS

All projects will be funded on the condition that the State of Hawaii Department of Transportation receives federal appropriations for federal fiscal year 2017.

PLANNING & ADMINISTRATION

Program Overview

The Planning & Administration program area includes those activities and costs necessary for the overall management and operations of the Highway Safety Office. These activities include:

- ◆ Identifying the state's most significant traffic safety problems;
- ◆ Prioritizing problems and developing methods for the distribution of funds;
- ◆ Developing the annual Highway Safety Plan (HSP);
- ◆ Selecting individual projects to be funded;
- ◆ Evaluating accomplishments;
- ◆ Increasing public awareness and community support;
- ◆ Participating on various traffic safety committees and task forces;
- ◆ Organizing traffic safety groups;
- ◆ Coordinating statewide public information and education programs; and
- ◆ Generally promoting and coordinating traffic safety in Hawaii.

Goals & Performance Measures

The goal is to provide management and support services for the activities necessary to operate the traffic safety program in the State of Hawaii. The performance goals include:

- ◆ Develop a coordinated HSP/Performance Plan by July 1, 2016.
- ◆ Maintain and update, as needed, an evidence-based traffic safety enforcement plan that outlines strategies and initiatives to prevent traffic violations; crashes; and crash fatalities and injuries in program areas and locations most at risk for such incidents.
 - ◆ Law enforcement are strongly encouraged to use evidence-based strategies identified in Countermeasures-That-Work or other best available research such as high-visibility enforcement, saturation patrols and special operations.
 - ◆ Adjustments may be made to this enforcement plan based upon continuous evaluation and monitoring of traffic-related data.
 - ◆ Communication and educational elements will be implemented to support enforcement efforts.
- ◆ Develop, coordinate, monitor and administratively evaluate traffic safety projects identified in the plan.
- ◆ Conduct an active public awareness and community support program during federal fiscal year 2017.
- ◆ Support highway safety legislation.
- ◆ Develop the Annual Report for FFY 2016 by December 31, 2016.
- ◆ Utilize all available means for improving and promoting the Hawaii traffic safety program.

Program Administration

MAP-21 Section 402; FAST Act Section 402

1	<p>Project Title: Program Administration Project Number: PA17-00 (01-S-01) Project Goal: To implement the Hawaii Department of Transportation’s traffic safety program. Project Description: The funds will be used to administer the highway safety program for the State of Hawaii. Funds will also be used for travel to meetings and conferences such as the NHTSA Region 9 Partners Meeting and the Lifesavers Conference. Project Cost: \$131,000.00 \$40,000.00 – MAP-21 Section 402 FFY 2016 funds \$91,000.00 – FAST Act Section 402 FFY 2017 funds</p>
2	<p>Project Title: Hawaii Department of Transportation – Fiscal Coordinator Project Number: PA17-00 (02-S-01) Project Goal: To ensure that all reimbursements are correct and processed in a timely manner. Project Description: The funds will be used to continue funding a fiscal coordinator position to manage the Highway Safety Office’s daily administrative tasks, process grant agreements and review grant reimbursement requests. Project Cost: \$60,000.00 (MAP-21 Section 402 FFY 2016 funds)</p>
	<p>Program Administration Total: \$191,000.00 Funding source: MAP-21 Section 402 FFY 2016 - \$100,000.00 Funding source: FAST Act Section 402 FFY 2017 - \$91,000.00</p>

POLICE TRAFFIC SERVICES

Reducing the amount of time it takes to investigate a crash scene while improving investigation techniques continues to be a priority for Hawaii’s four county police departments. With continual and advanced training, the police departments strive to reduce the amount of time the roads are closed without compromising the integrity of their investigations.

Additionally, continual training is reasonable and necessary due to promotions, transfers and new hires.

Police Traffic Services MAP-21 Section 402; FAST Act Section 402

1	<p>Project Title: Honolulu Police Department Traffic Services Project Number: PT17-01 (01-O-01) Project Goal: To improve the accuracy and timeliness of collecting crash scene data by conducting statewide training for law enforcement officers in highway safety-related disciplines. Project Description: Funds will be used to host three Institute of Police Technology and Management (IPTM) courses on Oahu. The three courses are “Traffic Crash Reconstruction,” “Pedestrian/Bicyclist Crash Investigation” and “Human Factors in Traffic Crash Reconstruction.” Funds will also be used to send officers to the CDR Summit and ARC-CSI Conference. The neighbor island police departments will be participating in the IPTM courses. Grant funds may be used for related training and equipment purchases if approved by the Highway Safety Office. Project Cost: \$134,970.00 (MAP-21 Section 402 FFY 2016 funds)</p>
2	<p>Project Title: Hawaii County Police Department Traffic Services Project Number: PT17-01 (02-H-01) Project Goal: To improve the accuracy and timeliness in collecting crash scene data by training seven law enforcement officers in highway safety-related disciplines by September 30, 2017. Project Description: The project will enable the Hawaii County Police Department to send seven Traffic Enforcement Unit officers to participate in three IPTM courses on Oahu. Grant funds may also be used for related training, travel and equipment purchases if approved by the Highway Safety Office. Project Cost: \$117,440.00 (MAP-21 Section 402 FFY 2016 funds)</p>
3	<p>Project Title: Maui Police Department Traffic Services Project number: PT17-01 (03-M-01) Program Goal: To improve the accuracy and timeliness in collecting crash scene data by training a minimum of two law enforcement officers in highway safety-related disciplines. Project Description: Funds will be used to send officers to the following classes: “CDR Train-the-Trainer Course,” “CDR Technician & Analyst,” “Digital Photography for Traffic Crash Investigators,” “Human Factors in Traffic Crash Reconstruction,” “Energy Methods and Damage Analysis in Traffic Reconstruction” and crash data retrieval courses. MPD also plans to send officers to the ARC-CSI Conference and the IPTM Crash Investigation courses hosted by the Honolulu Police Department. MPD will also utilize funds to certify 12 traffic officers to use the Leica Total Station EVR 10.0 software. Additionally, funds will also be used for CDR hardware updates, diagramming tools and Leica ScanStation updates. Grant funds may be used for related training, travel and equipment purchases if approved by the Highway Safety Office. Project Cost: \$122,550.00 (MAP-21 Section 402 FFY 2016 funds)</p>

4	<p>Project Title: Kauai Police Department Traffic Services Project Number: PT17-01 (04-K-01) Program Goal: To improve the accuracy and timeliness in collecting crash scene data by training two law enforcement officers in highway safety-related disciplines by September 30, 2017. Project Description: The project will enable the Kauai Police Department to send Traffic officers to participate in the three IPTM courses being offered on Oahu. Funds will also be used to purchase a laser plotter, portable scales, crash data retrieval cables for KIA vehicles, Leica ScanStation digital camera and computer monitor. Grant funds may be used for related training and equipment purchases if approved by the Highway Safety Office. Project Cost: \$81,324.00 (MAP-21 Section 402 FFY 2016 funds)</p>
5	<p>Project Title: Traffic Safety Community/NHTSA Law Enforcement Liaison Project Number: PT17-01 (05-S-01) Program Goal: To improve communication between the four county police departments by coordinating a minimum of four Traffic Commanders meetings. Project Description: The funds will be used to fund a Traffic Safety Community/Law Enforcement Liaison (LEL) position to develop stronger grassroots support for traffic safety initiatives and to coordinate quarterly meetings and training with the four county police departments. The liaison's main responsibility is to oversee all aspects of Hawaii's ignition interlock program. He also assists with the Hawaii Traffic Records Coordinating Committee. Funds will also be used to send the LEL to the annual DRE Conference, DRE regional meeting, Lifesavers Conference, NHTSA Region 9 Partners Meeting, and GHSA Annual Meeting and Executive Board meetings. Grant funds may be used for traffic safety-related training, travel and equipment purchases if approved by the Highway Safety Office. Project Cost: \$89,219.00 (MAP-21 Section 402 FFY 2016 funds)</p>
6	<p>Project Title: Traffic Safety Liaison Project Number: PT17-01 (06-S-01) Program Goal: To assist the Department of Transportation's Highway Safety Section staff with implementing the e-citation program, legislation and driver's license compliance issues. Project Description: Grant funds will be used to hire a part time staff member to assist with facilitating communication between State and County partners to: implement a statewide e-citation program; coordinate efforts in addressing ignition interlock driver's licensing issues with the Judiciary; out-of-state driver's licensing issues regarding ignition interlock reciprocity; assist with traffic safety legislation; and driver's license compliance issues/requirements relating to issues such as distracted driving, graduated driving, etc. Funds will also be utilized for travel to the annual AAMVA conferences. Grant funds may be used for traffic safety-related training, travel and equipment purchases if approved by the Highway Safety Office. Project Cost: \$50,000.00 (MAP-21 Section 402 FFY 2016 funds)</p>

7	<p>Project Title: Hawaii Department of Transportation Traffic Branch - Traffic Safety Meetings Project Number: PT17-01 (07-S-01) Program Goal: To reduce motor vehicle fatalities and injuries by implementing strategies identified in Hawaii's Strategic Highway Safety Plan. Project Description: The Department of Transportation's Traffic Branch will use grant funds to host nine statewide traffic safety meetings. The meetings will help identify the State's key safety needs and to guide investment decisions to achieve significant reductions in highway fatalities and serious injuries on public roads through a cooperative process that includes input from public and private safety stakeholders. The meetings will also align and leverage resources and positions from all highway safety programs in the state to collectively address the State's safety challenges. Grant funds may be used for traffic safety-related training, travel and equipment purchases if approved by the Highway Safety Office. Project Cost: \$27,810.00 (FAST Act Section 402 FFY 2017 funds)</p>
8	<p>Project Title: Program Management Project Number: PT17-01 (08-S-01) PM Project Description: The funds will be used for program operations including reporting, monitoring, technical assistance and development of plans. Project Cost: \$5,000.00 (MAP-21 Section 402 FFY 2016 funds)</p>
	<p>Police Traffic Services Total: \$628,313.00 Funding source: MAP-21 Section 402 FFY 2016 - \$600,503.00 Funding source: FAST Act Section 402 FFY 2017 - \$27,810.00</p>

Hawaii Police Traffic Services Summary Sheet
MAP-21 Section 402 FFY 2016 Funds; FAST Act Section 402 FFY 2017 Funds
Federal Fiscal Year 2017

	POLICE TRAFFIC SERVICES FISCAL SUMMARY	Allocation
PT17-01 (01-O-01)	HPD - Traffic Services	\$134,970.00
PT17-01 (02-H-01)	HCPD - Traffic Services	\$117,440.00
PT17-01 (03-M-01)	MPD - Traffic Services	\$122,550.00
PT17-01 (04-K-01)	KPD - Traffic Services	\$81,324.00
PT17-01 (05-S-01)	Law Enforcement Liaison	\$89,219.00
PT17-01 (06-S-01)	Traffic Safety Liaison	\$50,000.00
PT17-01 (07-S-01)	HDOT Traffic Branch – Safety Meetings	\$27,810.00
PT17-01 (08-S-01) PM	Program Management	\$5,000.00
Traffic Services Total:		\$628,313.00
	MAP-21 Section 402 FFY 2016 Funds	\$600,503.00
	FAST Act Section 402 FFY 2017 Funds	\$27,810.00

SPEED CONTROL

Excessive speed continues to be a major contributing circumstance in fatal crashes in Hawaii, resulting in 34 fatalities in 2014.

A component of Police Traffic Services, speed enforcement is a top priority of Hawaii's four county police departments. The departments use grant funds to enforce the speeding laws; conduct high visibility checkpoints and stealth operations; and curb speeding and aggressive driving.

C-6: Speeding-Related Fatalities

	2010	2011	2012	2013	2014
<u>Actual numbers:</u>					
Number of Speeding-Related Fatal Crashes	48	43	60	45	31
Number of Speeding-Related Fatalities	51	45	69	44	34
Speeding Citations*	61,836	58,176	69,980	62,604	58,274
*FFY information provided by local police departments					
<u>Utilizing 5-year moving average:</u>					
Number of Speeding-Related Fatal Crashes	57	54	49	49	45
Number of Speeding-Related Fatalities (C-6)	55	61	55	54	49

Hawaii's goal is to reduce speeding-related fatalities by 10 percent from 49 (2010-2014 average) to 44 by 2017.

Speed Control Countermeasures

MAP-21 Section 402; FAST Act Section 402

1	<p>Project Title: Honolulu Police Department Speed Enforcement Project Number: SC17-06 (01-O-01) Project Goal: Highly visible and sustained enforcement remains the most effective countermeasure in reducing speed-related crashes and fatalities. The Honolulu Police Department (HPD) will conduct a minimum of 4,000 hours of high visibility speed enforcement. Project Description: The HPD will use funds to pay for 4,000 speed enforcement overtime hours for officers to detect and enforce the traffic violation of speeding. By conducting 4,000 hours of highly visible sustained enforcement, the HPD anticipates issuing 14,000 speed-related and 2,000 other citations. Funds will also be used to purchase 20 Stalker DSR Moving Radars and 50 laser guns. Grant funds may be used for related training, travel and equipment purchases if approved by the Highway Safety Office. Project Cost: \$538,068.00 (FAST Act Section 402 FFY 2017 funds)</p>
2	<p>Project Title: Hawaii County Police Department Speed Enforcement Project Number: SC17-06 (01-H-02) Project Goal: Highly visible and sustained enforcement remains the most effective countermeasure in reducing speed-related crashes and fatalities. Project Description: The funds will be used to pay for overtime for officers to enforce the speed-related laws. The Hawaii County Police Department (HCPD) will use crash, fatal and injury data to focus their enforcement efforts in those areas that show a speeding problem. HCPD hopes to conduct 100 or more checkpoints, specifically in locations known for excessive speed violations and locations of recent crashes involving serious injuries or death. They plan on issuing 1,200 or more speeding citations using grant funding. Funds will be used to purchase 9 Stalker DSR-2X radar units and 10 Stalker II Moving Radars. Grant funds may be used for related training, travel and equipment purchases if approved by the Highway Safety Office. Project Cost: \$103,068.00 (FAST Act Section 402 FFY 2017 funds)</p>
3	<p>Project Title: Maui Police Department Speed Enforcement Project Number: SC17-06 (01-M-03) Project Goal: Highly visible and sustained enforcement remains the most effective countermeasure in reducing speed-related crashes and fatalities. Project Description: The Maui Police Department will use 1,250 overtime hours to enforce the speeding laws. Approximately 2,500 speeding citations will be issued using the grant funds. Funds will also be used to purchase a speed trailer with statistics package and to attend the mandatory subgrantee orientation in Honolulu. Grant funds may be used for related training, travel and equipment purchases if approved by the Highway Safety Office. Project Cost: \$147,690.00 (FAST Act Section 402 FFY 2017 funds)</p>

4	<p>Project Title: Kauai Police Department Speed Enforcement Project Number: SC17-06 (01-K-04) Project Goal: Highly visible and sustained enforcement remains the most effective countermeasure in reducing speed-related crashes and fatalities. The Kauai Police Department (KPD) will conduct a minimum of 700 hours of high visibility enforcement and issue 3,266 (county and grant funded) citations. Project Description: The KPD will use 700 overtime hours to enforce the speeding laws and issue 3,266 (county and grant funded) citations for speeding. KPD will also use grant funds to purchase six Stalker DSR X2 radars and four LTI laser speed guns and. Funds will also be used to send two representatives to the subgrantee orientation on Oahu. Grant funds may be used for related training, travel and equipment purchases if approved by the Highway Safety Office. Project Cost: \$88,509.00 (FAST Act Section 402 FFY 2017 funds)</p>
5	<p>Project Title: Hawaii County Police Department – Aggressive Speeding Enforcement Project Number: SC17-06 (02-H-01) Project Goal: Highly visible and sustained enforcement remains the most effective countermeasure in reducing speed-related crashes and fatalities. This project will concentrate on areas where speeding and risky behaviors persist. Project Description: The Hawaii County Police Department (HCPD) will utilize grant funds to conduct 100 checkpoints in problem areas such as Route 11 and 190. HCPD will issue approximately 1,000 speeding and aggressive driving citations through the checkpoints. Additionally, they are also requesting to purchase 20 LTI TruSpeed laser units, 10 Feniex Cobra Inner Visor Light bars and 10 SoundOff Signal UltraLITE Interior Directional Warning Light bars. The light bars will be used in the unmarked police vehicles. Grant funds may be used for related media training, equipment purchases and media activities. Project Cost: \$88,112.00 (MAP-21 Section 402 FFY 2016 funds)</p>
6	<p>Project Title: Hawaii Department of Transportation – Speeding Media Campaign Project Number: SC17-06 (03-S-01) Project Goal: To conduct a statewide media campaign in support of Hawaii’s high visibility speeding mobilizations. Project Description: This grant will be administered through the HDOT. We will use grant funds to purchase radio/television/movie theatre advertising schedules to air our speeding public service announcement to educate the public about the dangers of speeding. Grant funds may be used for related media training, equipment purchases and media activities. Project Cost: \$25,000.00 (MAP-21 Section 402 FFY 2016 funds)</p>
7	<p>Project Title: Program Management Project Number: SC17-06 (04-S-01) PM Project Goal: To oversee and provide guidance to speed-related projects and media campaigns. Project Description: The funds will be used for program operations including reporting, monitoring, technical assistance and development of plans for speed control-related countermeasures. Project Cost: \$35,000.00 (MAP-21 Section 402 FFY 2016 funds)</p>
	<p>Speed Control Total: \$1,025,447.00 Funding source: MAP-21 Section 402 FFY 2016 - \$148,112.00 Funding source: FAST Act Section 402 FFY 2017 - \$877,335.00</p>

Hawaii Speed Control Summary Sheet
MAP-21 Section 402 FFY 2016; FAST Act Section 402 FFY 2017 Funds
Federal Fiscal Year 2017

	SPEED CONTROL FISCAL SUMMARY	Allocation
SC17-06 (01-O-01)	HPD - Speed Enforcement	\$538,068.00
SC17-06 (01-H-02)	HCPD - Speed Enforcement	\$103,068.00
SC17-06 (01-M-03)	MPD - Speed Enforcement	\$147,690.00
SC17-06 (01-K-04)	KPD - Speed Enforcement	\$88,509.00
SC17-06 (02-H-01)	HCPD – Aggressive Driving	\$88,112.00
SC17-06 (03-S-01)	HDOT – Speed Media Campaign	\$25,000.00
SC17-06 (04-S-01) PM	Program Management	\$35,000.00
Speed Control Total:		\$1,025,447.00
	MAP-21 Section 402 FFY 2016 Funds	\$148,112.00
	FAST Act Section 402 FFY 2017 Funds	\$877,335.00

IMPAIRED DRIVING

Impaired driving continues to be a major problem in Hawaii. Of the 95 traffic fatalities in 2014, 32 were alcohol impaired.

We will continue our “52/12” enforcement and media campaign during FFY 2017. As part of the “52/12” enforcement program, Hawaii’s four county police departments have, at a minimum, one sobriety checkpoint every week of the year, which means 52 weeks of enforcement during the 12-month federal fiscal year. Additional sobriety checkpoints will be established during major holiday periods.

We will also continue to use the “Drive Sober or Get Pulled Over” media slogan in all of our education and media campaigns.

C-5: Alcohol-Impaired Driving Fatalities

	2010	2011	2012	2013	2014
<u>Actual numbers:</u>					
Alcohol-Impaired Fatalities	43	45	47	33	32
<u>Utilizing 5-year moving average:</u>					
Alcohol-Impaired Fatalities	61	54	47	44	40

Hawaii’s goal is to decrease alcohol-impaired driving fatalities by 10 percent from 40 (2010-2014 average) to 36 by 2017.

3	<p>Project Title: Maui Police Department Impaired Driving/Youth Deterrence Project Project Number: AL17-02 (01-M-03) Project Goal: Highly visible and sustained enforcement remains the most effective countermeasure in reducing impaired driving-related crashes and fatalities. The Maui Police Department (MPD) will conduct highly visible sobriety checkpoints and saturation patrols during the grant period. Project Description: MPD will use funds to raise public awareness of and deter impaired driving by increasing arrests, citations, frequency of sobriety checkpoints, OVUII training for police officers and youth deterrent enforcement efforts. MPD will establish 100 sobriety checkpoints, conduct saturation patrols and train patrol officers to be proficient in detecting and apprehending impaired drivers, including patrol officers in rural districts such as Hana, Molokai and Lanai. MPD will also increase enforcement during all national mobilization efforts as well as special holiday periods. MPD plans to deter illegal underage drinking through Youth Deterrence Enforcement efforts, including increasing the number of youth deterrence operations in rural areas. MPD will make 1,100 or more OVUII arrests during the grant period and 50 or more OVUII arrests at grant-funded sobriety checkpoints. The grant will also allow MPD to send key personnel to attend the DRE conference; DRE certification/recertification training; Intoxilyzer Users Group Conference; Lifesavers Conference; Impaired Driving Task Force meetings; Strategic Highway Safety Plan (SHSP) meetings and the quarterly Traffic Commanders meetings. Grant funds may be used for related training, travel and equipment purchases if approved by the Highway Safety Office. Project Cost: \$357,150.80 \$36,350.00 – MAP-21 Section 405d FFY 2016 funds \$320,800.80 – 164 Penalty Transfer FFY 2016 funds</p>
4	<p>Project Title: Kauai Police Department Impaired Driving Project Number: AL17-02 (01-K-04) Project Goal: Highly visible and sustained enforcement remains the most effective countermeasure in reducing impaired driving-related crashes and fatalities. The Kauai Police Department (KPD) will conduct a minimum of 60 high visibility sobriety checkpoints during the grant period. Project Description: KPD will use grant funds to conduct overtime enforcement of Hawaii's impaired driving laws. KPD will conduct a minimum of 60 sobriety checkpoints and will screen an estimated 11,000 vehicles at the checkpoints. KPD will make 9 or more OVUII arrests at grant-funded sobriety checkpoints. Funds will also be utilized to purchase one light trailer that will be used at sobriety checkpoints in rural areas, one Intoxilyzer 8000, 25 Portable Breath Testers and DRE supplies such as urine cups. The grant will also allow KPD to send key personnel to attend the DRE conference; DRE certification/recertification training; Intoxilyzer Users Group Conference; Lifesavers Conference; CMI Intoxilyzer Supervisor Training; Impaired Driving Task Force meetings; and the quarterly Traffic Commanders meetings. Grant funds may be used for related training, travel and equipment purchases if approved by the Highway Safety Office. Project Cost: \$187,754.00 \$29,670.00 – FAST Act Section 405d FFY 2017 funds \$158,084.00 – 154 Penalty Transfer FFY 2016 funds</p>
5	<p>Project Title: Judges Training Project Number: AL17-02 (02-S-01) Project Goal: Conduct statewide judicial training for all district court judges to enable state court judges to have the most current information in order to better understand impaired driving and highway safety issues. Project Description: The funds will be used to host a statewide impaired driving update for all circuit court judges. The ideas generated from the training will help them better address problems facing judges adjudicating traffic matters, particularly impaired driving cases and sentencing recommendations. Grant funds may be used for traffic safety related training, travel and equipment purchases if approved by the Highway Safety Office. Project Cost: \$35,111.76 (MAP-21 Section 405d FFY 2016 funds)</p>

6	<p>Project Title: Hawaii Prosecutor’s Office - Training/Traffic Safety Resource Prosecutor Project Number: AL17-02 (03-S-01) Project Goal: To make Hawaii’s roads safer by ensuring that 100 percent of the deputy prosecutors have access to the most up-to-date changes in the laws affecting these cases. Project Description: Funds will be used to host a statewide training for prosecutors and law enforcement officers from all four counties. Grant funds will also be used to send representatives from the Hawaii Prosecutor’s Office to the Lifesavers Conference; NHTSA Partners Meeting; Traffic Safety Resource Prosecutor (TSRP) conference; and DRE and ARIDE trainings; as well as other traffic safety meetings such as the Impaired Driving Task Force meetings, quarterly Traffic Commanders meetings, SHSP meetings and the subgrantee orientation. Currently, Hawaii has two TSRPs in Hawaii, one in Hawaii County and one in Kauai County. The two TSRPs work together to keep all partners up to date and to provide training. Grant funds may be used for traffic safety related training and equipment purchases if approved by the Highway Safety Office. Project Cost: \$136,444.70 \$11,370.00 – FAST Act Section 405d FFY 2017 funds \$125,074.70 – 164 Penalty Transfer FFY 2016 funds</p>
7	<p>Project Title: Kauai Prosecutors Office – Traffic Safety Resource Prosecutor Project Number: AL17-02 (04-S-01) Project Goal: The goal is to continue to fund a special Prosecuting Attorney position to assist in District Court and handle vehicular crimes on Kauai, as well as assist with trainings and update all other counties’ prosecutors on issues and court decisions that may impact Hawaii’s law enforcement procedures and adjudication of impaired driving cases. Project Description: With the funds, the County of Kauai Office of the Prosecuting Attorney will retain a Special Prosecuting Attorney to help with the backlog of vehicular crime cases. Funds will also be used to send representatives to trainings, impaired driving meetings and national conferences, such as the Lifesavers Conference, the NHTSA Partners Meeting, DRE training, TSRP conference, quarterly Traffic Commanders meetings and the subgrantee orientation. The Prosecuting Attorney will also serve as one of Hawaii’s TSRPs. Grant funds may be used for related travel, training and equipment purchases if approved by the Highway Safety Office. Project Cost: \$153,655.00 \$2,350.00 – FAST Act Section 405d FFY 2017 funds \$151,305.00 – 164 Penalty Transfer FFY 2016 funds</p>
8	<p>Project Title: Maui Prosecutor’s Office – Impaired Driving Prosecution Training Project Number: AL17-02 (05-M-01) Project Goal: To work in collaboration with the Maui Police Department’s goals of increasing the rate of OVUII arrests and increasing the Department of the Prosecuting Attorney District Court Division’s rate of conviction of OVUII cases. Also, to increase the effectiveness of prosecution with newer strategies. Project Description: Funds will be used to attend the DRE conference, Intoxilyzer Users Group Conference and the Lifesavers Conference to learn the latest strategies in prosecuting OVUII cases and network with other prosecutors and judges. Funds will also be used to attend the statewide Impaired Driving Task Force meetings, Traffic Commanders quarterly meetings and the subgrantee orientation in Honolulu. Grant funds may be used for related training and equipment purchases if approved by the Highway Safety Office. Project Cost: \$21,727.50 \$4,584.50 – FAST Act Section 405d FFY 2017 funds \$17,143.00 – 164 Penalty Transfer FFY 2016 funds</p>

9	<p>Project Title: Honolulu Police Department – Youth Deterrence Project Number: AL17-02 (06-O-01) Project Goal: To reduce the number of underage drinkers in Honolulu by conducting retail store compliance checks using underage decoy volunteers attempting to purchase alcohol and taking appropriate enforcement actions against persons selling alcohol to minors. Project Description: HPD will conduct 14 compliance checks during the grant period. Funds will also be utilized to conduct enforcement in areas where juveniles are known to frequent to look for underage violators. Grant funds may be used for related training and equipment purchases if approved by the Highway Safety Office. Project Cost: \$55,895.85 (154 Penalty Transfer FFY 2016 funds)</p>
10	<p>Project Title: Kauai Police Department – Youth Deterrence Project Number: AL17-02 (07-K-01) Project Goal: To reduce the number of underage drinkers on Kauai by conducting overtime enforcement. Project Description: KPD will use grant funds to conduct a minimum of 25 projects to enforce underage drinking laws. Funds will be used for overtime enforcement and will target locations where underage drinkers are known to congregate, especially during holidays and summer. Grant funds may be used for related training, travel and equipment purchases if approved by the Highway Safety Office. Project Cost: \$40,186.00 (164 Penalty Transfer FFY 2016 funds)</p>
11	<p>Project Title: Department of Health – Intoxilyzer Training Project Number: AL17-02 (08-S-01) Project Goal: The goal of this project is to train and certify Intoxilyzer 8000 operators to be supervisors and to provide training to the new DUI Coordinator. Project Description: The Hawaii Department of Health will use grant funds to work with CMI, Inc. to conduct three supervisor trainings during the grant period. Upon successfully completing the course, officers will be certified as Intoxilyzer 8000 supervisors who can conduct monthly accuracy checks and are eligible to train other officers as basic operators. Grant funds may be used for related training and equipment purchases if approved by the Highway Safety Office. Project Cost: \$25,000.00 (164 Penalty Transfer FFY 2016 funds)</p>
12	<p>Project Title: Department of Liquor Control – Youth Deterrence Project Project Number: AL17-02 (09-S-01) Project Goal: To work in collaboration with the four county police departments to reduce the sale of alcohol to minors. Project Description: Using grant funds, this project will conduct a series of unannounced visits to approximately 600 liquor-licensed establishments using minors as decoys attempting to purchase alcohol. The funds will be used for program staff, airfare to the neighbor islands, computer equipment and related office supplies. Grant funds may be used for related training and equipment purchases if approved by the Highway Safety Office. Project Cost: \$263,050.12 (164 Penalty Transfer FFY 2016 funds)</p>
13	<p>Project Title: Hawaii Department of Transportation – Traffic Branch Lifesavers Conference Project Number: AL17-02 (10-S-01) Project Goal: To send a representative from the Hawaii Department of Transportation’s (HDOT) Traffic Branch to the Lifesavers Conference to research the other factors (education, enforcement and EMS) involved in reducing the number of fatalities and injuries on Hawaii’s roadways. Project Description: The funds will be used to pay for the travel expenses for one traffic branch representative to attend the annual Lifesavers Conference. HDOT’s Traffic Branch oversees the Traffic Accident Reporting System and coordinates traffic safety meetings to address behavioral issues and programs. Grant funds may be used for traffic-safety related training, travel and equipment purchases if approved by the Highway Safety Office. Project Cost: \$3,120.00 (FAST Act Section 402 FFY 2017 funds)</p>

14	<p>Project Title: Hawaii Department of Transportation – Impaired Driving Media Campaign Project Number: AL17-02 (11-S-01) Project Goal: To conduct a minimum of two statewide media campaigns in support of the national impaired driving mobilizations. Project Description: This grant will be administered through HDOT. We will continue to air our “Drive Sober or Get Pulled Over” media campaign in support of the national mobilizations. We are also planning to use grant funds to sponsor local sporting events. Grant funds may be used for related media training, equipment purchases and media activities. Project Cost: \$200,000.00 (164 Penalty Transfer FFY 2016 funds)</p>
15	<p>Project Title: Hawaii Department of Transportation – Behavioral Survey Project Number: AL17-02 (12-S-01) Project Goal: Conduct a minimum of two telephone surveys regarding traffic safety to determine the effectiveness of our programs. Project Description: The funds will be used to hire a consultant to conduct two surveys on traffic behavior, awareness and attitudes. Project Cost: \$45,000.00 (FAST Act Section 402 FFY 2017 funds)</p>
16	<p>Project Title: Hawaii Department of Transportation - DRE In-Service Training Project Number: AL17-02 (13-S-01) Project Goal: Coordinate and implement a minimum of one DRE in-service training for certified DREs. Project Description: The funds will be used to coordinate and implement a DRE in-service training for certified DREs, Traffic Commanders, county prosecutors and other personnel directly involved with Hawaii’s DRE program and impaired driving initiatives. Training and travel may be a part of the grant activity for Highway Safety staff. Project Cost: \$85,000.00 (FAST Act Section 405d FFY 2017 funds)</p>
17	<p>Project Title: Hawaii Department of Transportation – Impaired Driving Task Force Project Number: AL17-02 (14-S-01) Project Goal: Conduct a minimum of six statewide Impaired Driving Task Force meetings in order to address issues relating to impaired driving in Hawaii. Project Description: The funds will be used to provide airfare and meeting room space for the statewide Impaired Driving Task Force meetings. The task force meetings will be used to review current impaired driving programs and strategies and to determine how the program can be improved. Training and travel may be a part of the grant activity for Highway Safety staff. Project Cost: \$50,000.00 (MAP-21 Section 405d FFY 2016 funds)</p>
18	<p>Project Title: Hawaii Department of Transportation – Drug Impaired Media Campaign Project Number: AL17-02 (15-S-01) Project Goal: To conduct a statewide media campaign to educate the public about the dangers of driving under the influence of drugs. Project Description: This grant will be administered through the HDOT. We will use grant funds to purchase radio/television/movie theatre advertising schedules to air a public service announcement to educate the public about the dangers of drug-impaired driving. Grant funds may be used for related media training, equipment purchases and media activities. Project Cost: \$100,000.00 (MAP-21 Section 405d FFY 2016 funds)</p>

19	<p>Project Title: State Judiciary – Honolulu DWI Court Project Number: AL17-02 (16-O-01) Project Goal: To complete the demonstration project by completing the DWI Court program for those participants who are currently enrolled in the program. Project Description: The funds will be used to complete the DWI Court pilot project in Honolulu. With the complete set of data, the Judiciary will pursue permanent State funding to continue the DWI Court. Grant funds may be used for related training, travel and equipment purchases if approved by the Highway Safety Office. Project Cost: \$225,134.65 (164 Penalty Transfer FFY 2016 funds)</p>
20	<p>Project Title: TLC PR – Impaired Driving Awareness Program Project Number: AL17-02 (17-S-01) Project Goal: The goal is to reach a minimum of 500,000 media impressions (TV, print and/or radio) and 5,000 drivers through direct community outreach. Project Description: The funds will be used to continue to support and expand existing HDOT campaigns and police enforcement activities by using earned media and community outreach to educate the public on the dangers of impaired driving, including increasing awareness of drugged driving. Funds will be used towards personnel costs, impaired driving simulator software, materials for projects (brochures, signage, displays, booth space and sponsorship of sporting events). Funds will also be used for media tracking services and miscellaneous items such as parking at events. Grant funds may be used for related training, travel and equipment purchases if approved by the Highway Safety Office. Project Cost: \$142,780.63 \$10,400.00 – MAP-21 Section 405d FFY 2016 funds \$132,380.63 – 164 Penalty Transfer FFY 2016 funds)</p>
21	<p>Project Title: Program Management Project Number: AL17-02 (18-S-01) PM Project Goal: To oversee and provide guidance to impaired driving-related projects. Project Description: The funds will be used for program operations including reporting, monitoring, technical assistance and development of plans and application for impaired driving-related countermeasures. Training and travel may be a part of the grant activity for Highway Safety staff. Project Cost: \$100,000.00 (MAP-21 Section 405d FFY 2016 funds)</p>
	<p>Impaired Driving Countermeasures Total: \$3,172,131.25 Funding source: MAP-21 Section 405d FFY 2016 - \$331,861.76 Funding source: FAST Act Section 402 FFY 2017 - \$48,120.00 Funding source: FAST Act Section 405d FFY 2017 - \$200,982.50 Funding source: 154 Penalty Transfer Funds FFY 2016 - \$1,091,092.09 Funding source: 164 Penalty Transfer Funds FFY 2016 - \$1,500,074.90</p>

Hawaii Impaired Driving Summary Sheet
MAP-21 Section 405d FFY 2016 Funds; FAST Act Section 402/405d FFY 2017 Funds; 154/164
Penalty Transfer FFY 2016 Funds
Federal Fiscal Year 2017

	IMPAIRED DRIVING COUNTERMEASURES FISCAL SUMMARY	Allocation
AL17-02 (01-O-01)	HPD – Impaired Driving	\$748,495.24
AL17-02 (01-H-02)	HCPD – Impaired Driving	\$196,625.00
AL17-02 (01-M-03)	MPD – Impaired Driving /Youth Deterrence	\$357,150.80
AL17-02 (01-K-04)	KPD – Impaired Driving	\$187,754.00
AL17-02 (02-S-01)	Judges Training	\$35,111.76
AL17-02 (03-S-01)	Hawaii Prosecutor’s Office – Prosecutors Training	\$136,444.70
AL17-02 (04-S-01)	Kauai Prosecutor’s Office – TSRP	\$153,655.00
AL17-02 (05-M-01)	Maui Prosecutor’s Office	\$21,727.50
AL17-02 (06-O-01)	HPD – Youth Deterrence	\$55,895.85
AL17-02 (07-K-01)	KPD – Youth Deterrence	\$40,186.00
AL17-02 (08-S-01)	DOH – Intoxylizer Training	\$25,000.00
AL17-02 (09-S-01)	Dept. of Liquor Control – Youth Deterrence	\$263,050.12
AL17-02 (10-S-01)	HDOT Traffic Branch – Lifesavers Conference	\$3,120.00
AL17-02 (11-S-01)	HDOT (Alcohol) Impaired Driving Media Campaign	\$200,000.00
AL17-02 (12-S-01)	HDOT Behavioral Survey	\$45,000.00
AL17-02 (13-S-01)	HDOT – DRE In-Service Training	\$85,000.00
AL17-02 (14-S-01)	HDOT Impaired Driving Task Force	\$50,000.00
AL17-02 (15-S-01)	HDOT – (Drug) Impaired Driving Media Campaign	\$100,000.00
AL17-02 (16-O-01)	State Judiciary – DWI Court Honolulu	\$225,134.65
AL17-02 (17-S-01)	TLC PR – Impaired Driving Awareness	\$142,780.63
AL17-02 (18-S-01) PM	Program Management	\$100,000.00
Impaired Driving Total		\$3,172,131.25
	MAP-21 Section 405d FFY 2016 Funds	\$331,861.76
	FAST Act Section 402 FFY 2017 Funds	\$48,120.00
	FAST Act Section 405d FFY 2017 Funds	\$200,982.50
	154 Penalty Transfer FFY 2016 Funds	\$1,091,092.09
	164 Penalty Transfer FFY 2016 Funds	\$1,500,074.90

TRAFFIC RECORDS

Following Hawaii’s most recent Traffic Records Assessment in September 2011, the State’s main priority in the area of traffic records is to develop an electronic data transfer system that will allow the county police departments to regularly and quickly upload Motor Vehicle Accident Reports (MVAR) from their Records Management Systems (RMS) to the Hawaii Department of Transportation’s (HDOT) Traffic Accident Reporting System (TARS). This will improve upon timeliness and completeness in the submission of crash reports. In conjunction with this, the four county police departments are moving towards an electronic version of the MVAR. Another of the Hawaii Traffic Records Coordinating Committee’s (HTRCC) priorities is the implementation of an electronic citation program, which will improve upon completeness, uniformity and timeliness of citations issued by officers and submitted to the Judiciary.

The HDOT will also continue to work closely with other Traffic Safety Information Systems stakeholders, such as the state Department of Health, to further their goals of improving data linkage, quality and availability.

Traffic Records SAFETEA-LU Section 408

1	<p>Project Title: Hawaii Traffic Records Coordinating Committee Project Number: TR17-03 (01-S-01) Project Goal: The goal of the committee is to meet regularly in order to discuss and implement Hawaii’s Traffic Safety Information Systems Strategic Plan. Project Description: The funds will be used to continue the monthly meetings of the Hawaii Traffic Records Coordinating Committee (HTRCC). The HTRCC will be the driving force in implementing the Hawaii Traffic Safety Information Systems Strategic Plan to develop electronic capabilities for the MVAR form; develop an electronic citation process; and enable electronic transfer of traffic data amongst state and county agencies. The TRCC will also implement action plans based on the major recommendations of the most recent Traffic Records Assessment and recommended strategies from the Strategic Highway Safety Plan. Grant funds may be used for related training and equipment purchases if approved by the Highway Safety Office. Project Cost: \$45,000.00 (SAFETEA-LU Section 408 FFY 2011 funds)</p>
2	<p>Project Title: Hawaii Department of Transportation – Systems Update Project Project Number: TR17-03 (02-S-01) Project Goal: To build the capacity to store all of Hawaii’s traffic crash data to improve connectivity between HDOT and all stakeholders. Project Description: This branch is responsible for the Highway Safety Improvement Program (HSIP) and maintains the state’s crash reporting database (TARS). Major traffic crash data is collected and analyzed to recommend safety improvement projects in the State of Hawaii. This branch is also leading our efforts in collecting crash data electronically. To support their efforts, their branch is developing a new system to house the State’s crash reports. Grant funds may be used for related training and equipment purchases if approved by the Highway Safety Office. Project Cost: \$950,000.00 (SAFETEA-LU Section 408 FFY 2011/2012 funds)</p>
	<p>Traffic Records Total: \$995,000.00</p>

**Hawaii Traffic Records Summary Sheet
 SAFETEA-LU Section 408 2011/2012 Funds
 Federal Fiscal Year 2017**

	TRAFFIC RECORDS FISCAL SUMMARY	Allocation
TR17-03 (01-S-01)	HDOT - Traffic Records Committee	\$45,000.00
TR17-03 (02-S-01)	HDOT – Systems Update Project	\$950,000.00
Traffic Records Total:		\$995,000.00
	SAFETEA-LU Section 408 2011/2012 Funds	\$995,000.00

Traffic Records

MAP-21 Section 405c FFY 2013/2014/2015/2016; FAST Act Section 405c FFY 2017

3	<p>Project Title: Honolulu Police Department Traffic Records Grant Project Number: TR17-03 (03-O-01) Project Goal: To improve the timeliness, completeness, consistency and accuracy of the Motor Vehicle Accident Report (MVAR) and to integrate the HPD Records Management System (RMS) with the Hawaii Department of Transportation (HDOT) systems and send 500 or more major traffic collision reports electronically. Project Description: The funds will be used to purchase computer equipment, software programs, two sequel database licenses, and a computer server capable of producing and storing electronic traffic crash reports, diagramming and electronic traffic citations. HPD will conduct an electronic citation pilot project. With HPD's current rebuild of its RMS, the department is developing an electronic MVAR and will work with HDOT on an electronic crash data transfer system. In addition, HPD will participate in the HTRCC meetings and send three supervisors to the 2017 International Forum on Traffic Records and Highway Information Systems. Grant funds may be used for related training, travel and equipment purchases if approved by the Highway Safety Office. Project Cost: \$322,460.00 (MAP-21 Section 405c FFY 2014/2015 funds)</p>
4	<p>Project Title: Hawaii County Police Department Traffic Records Grant Project Number: TR17-03 (04-H-01) Project Goal: The Hawaii County Police Department (HCPD) will transfer all Motor Vehicle Accident Reports (MVAR) to HDOT within three months of the report being completed. Project Description: The funds will be used to travel to Oahu to participate in the monthly HTRCC meetings and any special subcommittee meetings; and send two representatives to attend the 2017 International Forum on Traffic Records. HCPD will also work with the HTRCC on researching and implementing an electronic citation system. HCPD will also use grant funds to purchase 300 electronic driver license/state ID readers. Grant funds may be used for related training, travel and equipment purchases if approved by the Highway Safety Office. Project Cost: \$135,890.00 (FAST Act Section 405c FFY 2017 funds)</p>
5	<p>Project Title: Maui Police Department Traffic Records Grant Project Number: TR17-03 (05-M-01) Project Goal: Electronic transmission of crash data reports to state agencies and initiate electronic issuance of traffic citations and data to state agencies by September 30, 2016. Project Description: The funds will be used to develop and implement an electronic crash data transfer system from the Maui Police Department (MPD) to HDOT; travel to Oahu to participate in the monthly TRCC meetings and any special subcommittee meetings; and send two representatives to attend the 2015 International Forum on Traffic Records and Highway Information Systems. MPD will also apply funds towards Collision Forensic Solution-ACTAR certified MapScenes software training and the purchase of a Leica Scan Station PS 20. Grant funds may be used for related training, travel and equipment purchases if approved by the Highway Safety Office. Project Cost: \$87,080.00 (FAST Act Section 405c FFY 2017 funds)</p>

6	<p>Project Title: Kauai Police Department Traffic Records Grant Project Number: TR17-03 (06-K-01) Project Goal: Increase the number of crash data reports submitted electronically from the Kauai Police Department (KPD) to HDOT. Project Description: The funds will be used to develop an electronic crash data transfer system from KPD to HDOT; travel to Oahu to participate in the HTRCC meetings and any special subcommittee meetings; send two representatives to the 2017 International Forum on Traffic Records and Highway Information Systems; and purchase equipment to implement an electronic citation system. Grant funds may be used for related training and equipment purchases if approved by the Highway Safety Office. Project Cost: \$71,560.00 (FAST Act Section 405c FFY 2017 funds)</p>
7	<p>Project Title: Hawaii Department of Transportation - Traffic Records Forum Project Number: TR17-03 (07-S-01) Project Goal: The goal is to reduce the number and severity of traffic crashes by the collection of major traffic crash data and analyzing the data to recommend improvement projects in the State of Hawaii. Project Description: Grant funds will be used to send three representatives to the 2017 International Forum on Traffic Records and Highway Information Systems to research technology available from other states that have enhanced their traffic records systems and to meet with representatives from other states that experience the problems/roadblocks that HDOT encounters. Grant funds may be used for related training and equipment purchases if approved by the Highway Safety Office. Project Cost: \$9,395.00 \$4,000.00 – MAP-21 Section 405c FFY 2013 funds \$5,395.00 – FAST Act Section 405c FFY 2017 funds</p>
8	<p>Project Title: Judiciary Citation Software Project Number: TR17-03 (08-S-01) Project Goal: To improve upon integration of the county police departments' citation systems with the Judiciary Information Management System (JIMS) as measured in terms of an increase in the number of citations that are electronically transferred from the police departments to JIMS. Project Description: The funds will be used to purchase software that will interface between the police department electronic citation information system and JIMS. This will allow the Judiciary to have a platform to store incoming data from the police and enter it into their own system and to allow citations to come to the Judiciary electronically. This will save Judiciary many man hours of inputting data into the JIMS system as they do now. Grant funds may be used for related training and equipment purchases if approved by the Highway Safety Office. Project Cost: \$500,000.00 (MAP-21 Section 405c FFY 2015/2016 funds)</p>
9	<p>Project Title: Hawaii Department of Health – Data Linkage Project Number: TR17-03 (09-S-01) Project Goal: By September 2017, the Hawaii Department of Health's (DOH) Injury Prevention System Branch will improve linking and integration of data. During this grant period, they anticipate additional linkage of 90 percent of an estimated 4,000 EMS patients who were injured in traffic crashes and transported to Hawaii hospitals, resulting in 3,600 additional linked records. DOH will also use funds to attain toxicology results to incorporate into the linked data. Project Description: The funds will be used for the EMS data linkage with HHIC and the HDOT. Grant funds may be used for related training, travel and equipment purchases if approved by the Highway Safety Office. Project Cost: \$60,000.00 \$40,000.00 – MAP-21 Section 405c FFY 2013 funds \$20,000.00 – MAP-21 Section 405c FFY 2014/2015 funds</p>

10	<p>Project Title: Maui Prosecutor’s Office – Traffic Records Program Project Number: TR17-03 (10-M-01) Project Goal: To assist the Maui Police Department in initiating the electronic issuance of traffic citations and data to state agencies and assist in the smooth transition for electronic citations for the County of Maui and judicial system. Project Description: The funding will be used to participate in the HTRCC meetings and to attend the 2017 International Forum on Traffic Record and Highway Information Systems. Grant funds may be used for related training, travel and equipment purchases if approved by the Highway Safety Office. Project Cost: \$7,005.00 (MAP-21 Section 405c FFY 2015/2016 funds)</p>
11	<p>Project Title: Hawaii Department of Transportation – Data Assessment Project Number: TR17-03 (11-S-01) Project Goal: To conduct a statewide assessment of Hawaii’s data and traffic records program to identify deficiencies and possible solutions. Project Description: The funds will be used to coordinate the logistics of the assessment. This includes teleconference costs, development of the assessment materials and other costs associated with the assessment. Grant funds may be used for related training, travel and equipment purchases if approved by the Highway Safety Office. Project Cost: \$10,000.00 (FAST Act Section 405c FFY 2017 funds)</p>
12	<p>Project Title: Hawaii Department of Transportation FARS Analyst Project Number: TR17-03 (12-S-01) Project Goal: Sustain the Hawaii FARS program and send Hawaii’s new FARS Analyst to training. Project Description: The funding for Hawaii’s Fatality Analysis Reporting System’s Analyst was recently reduced. This is to supplement and aid in the collection of FARS data for the FARS program as agreed upon with NHTSA as of 2011. This will make up any potential shortfall in funds and to be used to send the recently hired FARS Analyst to New Analyst Training. This project is necessary, allowable and reasonable. Project Cost: \$40,000.00 \$16,000.00 – MAP-21 Section 405c FFY 2013 funds \$24,000.00 – MAP-21 Section 405c FFY 2016 funds</p>
13	<p>Project Title: Program Management Project Number: TR17-03 (13-S-01) PM Project Goal: To oversee and provide guidance to traffic records-related projects. Project Description: The funds will be used for program operations including reporting, monitoring, technical assistance and development of plans and application for traffic records and data management grants. Training and travel may be a part of the grant activity for Highway Safety staff. Project Cost: \$60,000.00 (MAP-21 405c FFY 2015/2016 funds)</p>
	<p>Traffic Records Total: \$1,303,390.00 Funding Source: MAP-21 Section 405c FFY 2013/2014/2015/2016 - \$993,465.00 Funding Source: FAST Act Section 405c FFY 2017 - \$309,925.00</p>

Hawaii Traffic Records Summary Sheet
MAP-21 Section 405c FFY 2013/2014/2015/2016 Funds; FAST Act Section 405c FFY 2017
Federal Fiscal Year 2017

	TRAFFIC RECORDS FISCAL SUMMARY	Allocation
TR17-03 (03-O-01)	HPD – Traffic Records Grant	\$322,460.00
TR17-03 (04-O-01)	HCPD – Traffic Records Grant	\$135,890.00
TR17-03 (05-M-01)	MPD – Traffic Records Grant	\$87,080.00
TR17-03 (06-K-01)	KPD – Traffic Records Grant	\$71,560.00
TR17-03 (07-S-01)	HDOT – Traffic Records Forum	\$9,395.00
TR17-03 (08-S-01)	Judiciary – Citation Software	\$500,000.00
TR17-03 (09-S-01)	DOH/EMS – Data Linkage	\$60,000.00
TR17-03 (10-M-01)	Maui Prosecutor’s Office – Traffic Records	\$7,005.00
TR17-03 (11-S-01)	HDOT – Traffic Records Assessment	\$10,000.00
TR17-03 (12-S-01)	HDOT – FARS Analyst	\$40,000.00
TR17-03 (13-S-01) PM	Program Management	\$60,000.00
Traffic Records Total:		\$1,303,390.00
	MAP-21 Section 405c FFY 2013/2014/2015/2016 Funds	\$993,465.00
	FAST Act Section 405c FFY 2017 Funds	\$309,925.00

EMERGENCY MEDICAL SERVICES

Every second counts. Reducing the amount of time it takes to extricate and transport crash victims to a hospital emergency room is vital and can make the difference between life or death.

EMS Response Time in Hawaii

	2010	2011	2012	2013	2014
<u>Actual numbers:</u>					
Urban	7.6	7.5	7.5	7.5	8.0
Rural	10.2	9.6	9.7	9.9	9.7

Data is from the Hawaii Department of Health

Emergency Medical Services Countermeasures FAST Act Section 402

1	<p>Project Title: Honolulu Fire Department – Cordless Extrication Kit Project Number: EM17-04 (01-O-01) Project Goal: To purchase equipment that will aid in reducing the amount of time it takes to safely extricate motor vehicle crash victims while improving safety of their personnel. Project Description: The project will use grant funds to purchase one Hurst Edraulics cordless system and chain set. The cordless extrication equipment would enhance the initiation of life safety measures that move toward positive patient outcomes. Grant funds may be used for related training and equipment purchases if approved by the Highway Safety Office. Project Cost: \$45,000.00 (FAST Act Section 402 FFY 2017 funds)</p>
2	<p>Project Title: Hawaii County Fire Department – Cordless Extrication Kit Project Number: EM17-04 (02-H-01) Project Goal: To purchase equipment that will aid in reducing the amount of time it takes to safely extricate motor vehicle crash victims while improving safety of their personnel. Project Description: The project will use grant funds to purchase one Hurst Edraulics cordless system. The cordless extrication equipment would enhance the initiation of life safety measures that move toward positive patient outcomes. If approved, this extrication will be used in rural areas of the county. Grant funds may be used for related training and equipment purchases if approved by the Highway Safety Office. Project Cost: \$35,000.00 (FAST Act Section 402 FFY 2017 funds)</p>
3	<p>Project Title: Program Management Project Number: EM17-04 (03-S-01) PM Project Goal: Monitor all emergency medical services and first responder subgrantees to ensure that project goals are met. Project Description: The funds will be used for program operations including reporting, monitoring, technical assistance and development of plans for EMS-related countermeasures. Training and travel may be a part of the grant activity for Highway Safety staff. Project Cost: \$5,000.00 (FAST Act Section 402 FFY 2017 funds)</p>
<p>Emergency Medical Services Total: \$85,000.00</p>	

Hawaii Emergency Medical Services Summary Sheet FAST Act Section 402 FFY 2017 Funds Federal Fiscal Year 2017

	EMS COUNTERMEASURES FISCAL SUMMARY	Allocation
EM17-04 (01-O-01)	HFD – Cordless Extrication Kit	\$45,000.00
EM17-04 (02-H-01)	HCFD – Cordless Extrication Kit	\$35,000.00
EM17-04 (03-S-01) PM	Program Management	\$5,000.00
EMS Total		\$85,000.00
	FAST Act Section 402 FFY 2017 Funds	\$85,000.00

OCCUPANT PROTECTION

As of June 2014, Hawaii had a seat belt usage rate of 94 percent, one of the highest in the nation. During FFY 2017, we will evaluate our programs in order to increase the seat belt usage rate to 95 percent.

In this section, occupant protection refers to both seat belt and child restraint programs.

The Hawaii Department of Transportation (HDOT) will provide enforcement grants to the four county police departments for the enforcement of Hawaii’s seat belt and child restraint laws. We will also continue our highly visible media campaigns to ensure that all of Hawaii’s residents, especially those that are considered high risk, are familiar with both laws and are aware that police are enforcing.

The HDOT continues to offer updated training in order to ensure that all of the Certified Child Passenger Safety instructors and technicians remain certified and engaged in the program. Grant funds will also be used to coordinate community car seat checks and child restraint inspection stations in all four counties so that 100 percent of the population has access to these services.

Occupant Protection in Hawaii

	2010	2011	2012	2013	2014
Child Safety Seat Usage (Observational Survey)					
Infants	93.78%	96.88%	95.0%	90.0%	90.08%
Toddlers	90.06%	89.44%	88.5%	80.3%	71.98%
Citations Issued for Failure to Use Occupant Protection					
Driver	11,883	13,154	14,467	14,542	11,854
Child	1,695	2,116	1,855	1,908	1,573

C-4: Unrestrained Passenger Vehicle Occupant Fatalities, All Seat Positions

	2010	2011	2012	2013	2014
<u>Actual numbers:</u>					
Number of Unrestrained Passengers Vehicle Occupant Fatalities, All Seat Positions	25	14	31	23	18
<u>Utilizing 5-year moving average:</u>					
Number of Unrestrained Passengers Vehicle Occupant Fatalities, All Seat Positions	29	24	25	24	22

Hawaii’s goal is to reduce unrestrained passenger vehicle occupant fatalities, all seat positions by 10 percent from 22 (2010-2014 average) to 20 by 2017.

B-1: Observed Seat Belt Use for Passenger Vehicles, Front Seat Outboard Occupants in Hawaii

	2010	2011	2012	2013	2014
<u>Actual numbers:</u>					
Seat Belt Use Rate (Observational Survey)	98%	96%	93%	94%	94%

Hawaii's goal is to increase observed seat belt use for passenger vehicles, front seat outboard occupants by 1 percentage point from 94 percent in 2014 to 95 percent in 2017.

Occupant Protection Countermeasures

MAP-21 Section 402/405b; FAST Act Section 402/405b

1	<p>Project Title: Honolulu Police Department Seat Belt/Child Restraint Enforcement Program Project Number: OP17-05 (01-O-01) Project Goal: Highly visible and sustained enforcement remains the most effective countermeasure in increasing seat belt/child restraint use and reducing crashes and fatalities. Project Description: The Honolulu Police Department (HPD) will use funds to pay for 3,000 overtime hours for off-duty officers to enforce occupant protection violations. Approximately 300 overtime hours will be used for off-duty officers to conduct child restraint inspections. Police estimate that they will issue 4,800 seat belt/child restraint citations and 1,500 other citations as a result of their overtime enforcement. Grant funds will also be used towards the recertification of 10 HPD child seat technicians; training 14 new technicians; the purchase of child safety seats; and the printing and purchasing of occupant protection educational materials to distribute at meetings, traffic safety fairs and child inspection sites. Grant funds may be used for related training, travel and equipment purchases if approved by the Highway Safety Office. Project Cost: \$268,516.00 (MAP-21 Section 402 FFY 2016 funds)</p>
2	<p>Project Title: Hawaii County Police Department Seat Belt/Child Restraint Enforcement Program Project Number: OP17-05 (01-H-02) Project Goal: Highly visible and sustained enforcement remains the most effective countermeasure in increasing seat belt/child restraint use and reducing crashes and fatalities. Project Description: The Hawaii County Police Department (HCPD) will use funds to pay for overtime for officers to enforce the mandatory seat belt law. HCPD will participate in the National Click It or Ticket campaign and other mobilization efforts by NHTSA. HCPD will also enforce the mandatory Child Restraint law. HCPD will conduct at least 90 seat belt checkpoints and 8 child passenger seat checkpoints. They will issue 900 or more seat belt citations, 50 child restraint citations and issue 500 or more citations for other traffic violations. Funds will also be used to send two representatives to the Child Passenger Safety Week media event on Oahu and one representative to the monthly statewide child passenger safety meetings on Oahu. Grant funds may be used for related training, travel and equipment purchases if approved by the Highway Safety Office. Project Cost: \$78,843.00 (MAP-21 Section 405b FFY 2015/2016 funds)</p>
3	<p>Project Title: Maui Police Department Seat Belt/Child Restraint Enforcement Program Project Number: OP17-05 (01-M-03) Project Goal: Highly visible and sustained enforcement remains the most effective countermeasure in increasing seat belt/child restraint use and reducing crashes and fatalities. Project Description: The Maui Police Department (MPD) will use funds to continue their aggressive seat belt enforcement program throughout FFY 2017, including participation in the National Click It or Ticket campaign and other mobilization efforts by NHTSA. The Department will use 1,000 overtime hours to enforce seat belt and child restraint laws. They estimate that their enforcement efforts will result in 2,000 occupant protection violation citations during the grant period. MPD will also conduct a minimum of one nighttime seat belt/child restraint checkpoint per quarter. Funds will also be used to send two representatives to the monthly statewide child passenger safety meetings on Oahu. Grant funds may be used for related training, travel and equipment purchases if approved by the Highway Safety Office. Project Cost: \$112,170.00 (MAP-21 Section 402 FFY 2016 funds)</p>

4	<p>Project Title: Kauai Police Department Seat Belt/Child Restraint Enforcement Program Project Number: OP17-05 (01-K-04) Project Goal: Highly visible and sustained enforcement remains the most effective countermeasure in increasing seat belt/child restraint use and reducing crashes and fatalities. Project Description: The Kauai Police Department (KPD) will use funds to implement an aggressive seat belt enforcement program and participate in the National Click It or Ticket campaign in FFY 2017. They will utilize 800 hours of overtime to enforce seat belt and child restraint laws. They estimate that their enforcement efforts will result in 1,850 occupant protection violations and 60 child restraint citations during the grant period. In addition, KPD will hire a contractor to oversee the child passenger safety program for Kauai County. Funds will also be used to send approximately 10 CPS technicians to Honolulu for the statewide Instructor/Technician training and three representatives to the annual Lifesavers Conference. KPD will also use the grant funds to pay for the certification/recertification for child passenger safety instructors/technicians and to purchase child safety seats and child restraint inspection station supplies. Grant funds may be used for related training, travel and equipment purchases if approved by the Highway Safety Office. Project Cost: \$122,457.00 (MAP-21 Section 405b FFY 2016 funds)</p>
5	<p>Project Title: Hawaii County Police Department – Click It or Ticket Campaign Project Number: OP17-05 (02-H-01) Project Goal: To increase compliance with Hawaii’s seat belt and child restraint laws through highly visible community events and educational presentations. Project Description: The Hawaii County Police Department will use funds to conduct a minimum of 10 “Click It or Ticket” 3-on-3 basketball and volleyball tournaments, for youths aged 6 through 18. Each event will run 2-3 days. The project plans on participation of 2,300 youths and attendance of an additional 4,000 people at the events. The project hopes to obtain at least 800 pledges from youths and adults to wear their seat belts and ensure that all occupants of vehicles operated by them are using their restraints. The project will involve the community and student volunteers to assist in operating the tournaments and coordinate a media event to be held during each tournament. The tournaments will be held on or about the “Click It or Ticket” mobilization effort. Grant funds may be used for related training, travel and equipment purchases if approved by the Highway Safety Office. Project Cost: \$14,500.00 (FAST Act Section 402 FFY 2017 funds)</p>
6	<p>Project Title: Maui Child Restraint Program Project Number: OP17-05 (03-M-01) Project Goal: To maintain child restraint inspection stations in Maui County (Maui, Molokai and Lanai) and host free community car seat checks to ensure correct usage and compliance with Hawaii’s child restraint law. Project Description: The funds will be used to provide a minimum of 12 free child restraint inspections; conduct seat belt education and awareness campaigns; child passenger safety technician training; and a child restraint photo ID program. Funds will also be used to deploy 25 child passenger safety enforcement teams to ensure compliance with Hawaii’s child passenger safety laws. The project will also send one individual to attend the Lifesavers or Kids in Motion Conference and to attend monthly child passenger safety meetings in Honolulu. Grant funds will also be used to pay for a part-time program administrator and child restraint inspection station coordinator. Additionally, funds will be used to purchase child safety seats, restraint inspection station supplies (car seat manuals, car seat identification card supplies), brochures, tent repair parts. Travel and freight for community car seat checks on Lanai and Molokai are also included. Grant funds will also be used to provide logistical support and lunches for the CPS Instructor/Technician update in Honolulu. Providing lunch is necessary as the training will be held at the airport and there is nowhere to purchase food. Grant funds may be used for related training, travel and equipment/supply purchases if approved by the Highway Safety Office. Project Cost: \$72,100.00 (FAST Act Section 405b FFY 2017 funds)</p>

7	<p>Project Title: Oahu Child Restraint Program Project Number: OP17-05 (04-O-01) Project Goal: To maintain child restraint inspection stations on the island of Oahu and host free community car seat checks to ensure compliance with Hawaii’s child restraint law and correct usage. Project Description: The Keiki Injury Prevention Coalition (KIPC) will use funds towards the expansion of education on child passenger safety to include the three most common mistakes made when installing car seats. The program will also include in-service educational sessions within medical centers and training sessions with select retailers that sell car seats. KIPC will provide car seat education, installation and inspections at fixed child restraint fitting stations and at community car seat checks. Funds will also be used to maintain the statewide child passenger safety website and purchase supplies (tents and child safety seats) for the inspection stations and community car seat checks. Additionally, funds will be used to pay for a coordinator and lead instructor to oversee the inspection stations, community car seat checks and technician training expenses. KIPC will also use grant funds to pay for a program coordinator, to lease a van for transporting all of the materials to community car seat checks, storage fees for all of the equipment and technician renewal fees. Grant funds may be used for related training, travel and equipment purchases if approved by the Highway Safety Office. Project Cost: \$115,500.00 (MAP-21 Section 402 FFY 2016 funds)</p>
8	<p>Project Title: University of Hawaii Observational Survey Project Number: OP17-05 (05-S-01) Project Goal: To conduct a minimum of five observational surveys by September 30, 2017. Project Description: The University of Hawaii (UH) will provide observational surveys for seat belts, child restraints (infant/toddler), booster seats, helmet, truck bed and handheld cellular phone use. The UH will expand their survey to conduct seat belt surveys on the islands of Lanai and Molokai. The data will be provided to the Hawaii Department of Transportation (HDOT) to evaluate the present occupant protection programs and initiate other countermeasures based on this data. Grant funds may be used for related training, travel and equipment purchases if approved by the Highway Safety Office. Project Costs: \$100,000.00 (MAP-21 Section 402 FFY 2016 funds)</p>
9	<p>Project Title: Hawaii County Child Restraint Program Project Number: OP17-05 (06-H-01) Project Goal: To maintain child restraint inspection stations on the island of Hawaii and host free community car seat checks to ensure compliance with Hawaii’s child restraint law and correct usage. Project Description: The Hawaii Alliance for Community Health (HACH) will use funds to continue its responsibility for the child passenger safety program in Hawaii County by hiring a part time coordinator to train and provide equipment for child passenger safety technicians, instructors and volunteers. They will have presentations for new parents once a month, conduct a minimum of 12 monthly clinics, eight community child safety seat clinics and maintain their child restraint inspection stations. HACH will also update current technicians and instructors; work with community partners to develop professional relationships and provide training/support to their organizations (police, fire, EMS, hospitals, etc.); assist the Hawaii County Fire Department in their recruit training; and certify EMS personnel in CPS. They are also planning to conduct two standardized CPS Technician Courses and three Renewal or Technical Updates classes. Additionally, funds will be used to send technicians to the statewide Instructor/Technician update in Honolulu. Funds will also be used to send one representative to the Lifesavers Conference and one to the Kids in Motion Conference, car seat supplies and mileage for program coordinator and volunteers. Grant funds may be used for related training, travel and equipment purchases if approved by the Highway Safety Office. Project Cost: \$51,600.00 (MAP-21 Section 402 FFY 2016 funds)</p>

10	<p>Project Title: TLC PR – Occupant Protection Education/Media Program Project Number: OP17-05 (07-S-01) Project Goal: The goal of the program is to increase awareness of Hawaii’s seat belt and child restraint laws in order to reduce motor vehicle fatalities and injuries due to failure to wear seat belts and use child restraints. Project Description: Funds will be used to conduct educational presentations and coordinate earned media events in order to promote Hawaii’s seat belt and child restraint laws. They may also use funds to rent booth space at popular Hawaii events, such as the Baby Expo and First Hawaiian Auto Show, to conduct educational presentations. Funds will also be used to produce a new Click It or Ticket commercial, contract with a media tracking service and purchase related office supplies for presentations. Grant funds may be used for related training, travel and equipment purchases if approved by the Highway Safety Office. Project Cost: \$101,890.42 (FAST Act Section 405b FFY 2017 funds)</p>
11	<p>Project Title: Hawaii County Fire Department – Child Restraint Inspection Station Project Number: OP17-05 (08-H-01) Project Goal: The goal of Hawaii County Fire Department’s (HCFD) Child Passenger Safety Clinics is to increase awareness, education and the proper usage of child restraints throughout Hawaii County. Project Description: By educating and ensuring the proper utilization of child safety seats, it is the goal of HCFD to reduce injuries and save lives. HCFD will use grant funds for overtime to conduct a minimum of eight clinics, to send two staff members to the Lifesavers Conference, four to the Instructor/Technician update in Honolulu and to purchase educational materials for distribution. Grant funds will also be used to purchase child safety seats, training for two instructors and recertification for 55 fire department personnel. In return, they absorb the rest of the personnel costs for the coordinator and conduct a media campaign to promote the program. Grant funds may be used for related training, training and equipment purchases if approved by the Highway Safety Office. Project Cost: \$17,340.00 (FAST Act Section 405b FFY 2017 funds)</p>
12	<p>Project Title: Hawaii Department of Transportation Click It or Ticket Media Campaign Project Number: OP17-05 (09-S-01) Project Goal: To conduct a minimum of one statewide media campaign in support of the National Click It or Ticket mobilization. Project Description: This grant will be administered through the HDOT. We will continue to air our “Click It or Ticket” television, movie theatre and radio campaigns in support of the national mobilizations. Grant funds may be used for related media training, equipment purchases and media activities. Project Cost: \$120,000.00 (FAST Act Section 405b FFY 2017 funds)</p>
13	<p>Project Title: Hawaii Department of Transportation Child Passenger Safety Media Campaign/Program Project Number: OP17-05 (10-S-01) Project Goal: To conduct a minimum of one statewide media campaign in support of the National Child Passenger Safety Week and one statewide training for instructors and technicians. Project Description: This grant will be administered through the HDOT. We will use grant funds to purchase radio/television/movie theatre advertising schedules to air a public service announcement to educate the public about the booster seat law. Funds will also be used to conduct a statewide CPS Instructor/Technician update in Honolulu, including bringing in a mainland expert, logistics, awards (plaques) for top volunteers and parking validation for Honolulu training attendees. Grant funds may be used for related media training, travel and equipment purchases and media activities. Project Cost: \$35,000.00 (FAST Act Section 405b FFY 2017 funds)</p>

14	<p>Project Title: Program Management Project Number: OP17-05 (11-S-01) PM Project Goal: Monitor all occupant protection subgrantees to ensure that project goals are met. Project Description: The funds will be used for program operations including reporting, monitoring, technical assistance, a statewide CPS Instructor/Technician update and the development of plans for occupant protection-related countermeasures. Training and travel may be a part of the grant activity for Highway Safety staff. Project Cost: \$20,000.00 (MAP-21 Section 402 FFY 2016 funds)</p>
	<p>Occupant Protection Total: \$1,229,916.42 Funding source: MAP-21 Section 402 FFY 2016 - \$667,786.00 Funding source: MAP-21 Section 405b FFY 2016 - \$201,300.00 Funding source: FAST Act Section 402 FFY 2017 - \$14,500.00 Funding source: FAST Act Section 405b FFY 2017 - \$346,330.42</p>

Hawaii Occupant Protection Summary Sheet
MAP-21 Section 402/405b FFY 2016; FAST Act Section 405b FFY 2017 Funds
Federal Fiscal Year 2017

	OCCUPANT PROTECTION FISCAL SUMMARY	Allocation
OP17-05 (01-O-01)	HPD - Seat Belt Enforcement	\$268,516.00
OP17-05 (01-H-02)	HCPD - Seat Belt Enforcement	\$78,843.00
OP17-05 (01-M-03)	MPD - Seat Belt Enforcement	\$112,170.00
OP17-05 (01-K-04)	KPD - Seat Belt Enforcement	\$122,457.00
OP17-05 (02-H-01)	HCPD - Click It or Ticket	\$14,500.00
OP17-05 (03-M-01)	Maui Child Restraint Program	\$72,100.00
OP17-05 (04-O-01)	Oahu Child Restraint Program	\$115,500.00
OP17-05 (05-S-01)	University of Hawaii Observational Survey	\$100,000.00
OP17-05 (06-H-01)	Hawaii County Child Restraint Program	\$51,600.00
OP17-05 (07-S-01)	TLC PR – Occupant Protection Media/Education	\$101,890.42
OP17-05 (08-H-01)	HFD – Child Restraint Program	\$17,340.00
OP17-05 (09-S-01)	HDOT - Click It or Ticket Media Campaign	\$120,000.00
OP17-05 (10-S-01)	HDOT - Child Passenger Safety Media Campaign	\$35,000.00
OP17-05 (11-S-01) PM	Program Management	\$20,000.00
OP Total:		\$1,229,916.42
	MAP-21 Section 402 FFY 2016 Funds	\$667,786.00
	MAP-21 Section 405b FFY 2016 Funds	\$201,300.00
	FAST Act Section 402 FFY 2017 Funds	\$14,500.00
	FAST Act Section 405b FFY 2017 Funds	\$346,330.42

MOTORCYCLE SAFETY

During 2014, 29 motorcycle and moped riders were killed in traffic crashes.

C-7: Motorcyclist Fatalities

	2010	2011	2012	2013	2014
<u>Actual numbers:</u>					
Number of Motorcyclist Fatalities	26	32	40	29	25
<u>Utilizing 5-year moving average:</u>					
Number of Motorcyclist Fatalities	28	29	32	32	30

Hawaii's goal is to reduce motorcyclist fatalities by 10 percent from 30 (2010-2014 average) to 27 by 2017.

C-8: Unhelmeted Motorcyclist Fatalities

	2010	2011	2012	2013	2014
<u>Actual numbers:</u>					
Number of Unhelmeted Motorcyclist Fatalities	21	25	28	19	12
<u>Utilizing 5-year moving average:</u>					
Number of Unhelmeted Motorcyclist Fatalities	21	22	23	23	21
Motorcycle Registrations	29,436	33,022	38,223	41,180	37,771
Helmet Use Observation Study					
Rider Helmeted	58.10%	47.66%	54.17%	53.38%	63.83%
Passenger Helmeted	57.89%	45%	42.86%	45%	68.42%
Moped Helmet Use Rate	23.91%	20.28%	25.37%	25.34%	38.97%

Hawaii's goal is to reduce unhelmeted motorcyclist fatalities by 10 percent from 21 (2010-2014 average) to 19 by 2017.

Motorcycle Countermeasures

FAST Act Sections 402/405e

1	<p>Project Title: Kauai Community College – Motorcycle Safety Education Program Project Number: MC17-07 (01-K-01) Program Goal: To reduce motorcycle-related fatalities and injuries by providing motorcycle safety courses statewide. Project Description: The Kauai Community College (KCC) will use grant funds to hire a part-time statewide coordinator for the motorcycle education program. Funds will also be used to transport the motorcycles and trailer to the training range, continuing education, educational materials, motorcycle range supplies and motorcycle parts. KCC may also use grant funds to bring neighbor island motorcycle trainers to Kauai to conduct training. Grant funds may be used for related training, travel and equipment purchases if approved by the Highway Safety Office. Project Cost: \$12,000.00 (FAST Act Section 402 FFY 2017 funds)</p>
2	<p>Project Title: Hawaii Community College – Motorcycle Safety Education Program Project Number: MC17-07 (02-H-01) Program Goal: To reduce motorcycle-related fatalities and injuries by providing motorcycle safety courses statewide. Project Description: The Hawaii Community College will utilize grant funds for a part-time coordinator for the motorcycle skills program, continuing education and to send two representatives to the subgrantee orientation on Oahu. They would also like to purchase eight training motorcycles. Grant funds may be used for related training, travel and equipment purchases if approved by the Highway Safety Office. Project Cost: \$42,407.00 \$7,407.00 – FAST Act Section 402 FFY 2017 funds \$35,000.00 – FAST Act Section 405e FFY 2017 funds</p>
3	<p>Project Title: Maui Community College – Motorcycle Safety Education Program Project Number: MC17-07 (03-M-01) Program Goal: To reduce motorcycle-related fatalities and injuries by providing motorcycle safety courses statewide. Project Description: The Maui Community College will use grant funds to send rider coaches to motorcycle safety professional development training on Oahu and to conduct a rider coach prep course on Maui. Funds will also be used to attend the subgrantee orientation meeting on Oahu, educational materials, motorcycle range supplies and motorcycle parts. Grant funds may be used for related training, travel and equipment purchases if approved by the Highway Safety Office. Project Cost: \$9,440.00 (FAST Act Section 402 FFY 2017 funds)</p>
4	<p>Project Title: Hawaii Department of Transportation Motorcycle Media/Education Campaign Project Number: MC17-07 (04-S-01) Program Goal: To conduct a minimum of one statewide media campaign in support of national Motorcycle Safety Month. Project Description: This grant will be administered through the HDOT. We will use grant funds to purchase radio/television/movie theatre advertising schedules to air our motorcycle safety public service announcement to educate the public about sharing the road. Grant funds may be used for related media training, equipment purchases and media activities. Project Cost: \$10,000.00 (FAST Act Section 402 FFY 2017 funds)</p>

5	<p>Project Title: Program Management Project Number: MC17-07 (05-S-01) PM Project Goal: Monitor all motorcycle subgrantees to ensure that project goals are met. Project Description: The funds will be used for program operations including reporting, monitoring, technical assistance and development of plans for motorcycle-related countermeasures. Training and travel may be a part of the grant activity for Highway Safety staff. Project Cost: \$30,000.00 (MAP-21 Section 402 FFY 2016 funds)</p>
	<p>Motorcycle Safety Total: \$103,847.00 Funding source: MAP-21 Section 402 FFY 2016 - \$30,000.00 Funding source: FAST Act Section 402 FFY 2017 - \$38,847.00 Funding source: FAST Act Section 405e FFY 2017 - \$35,000.00</p>

Hawaii Motorcycle Summary Sheet
MAP-21 Section 402 FFY 2016; FAST Act Section 402/405e FFY 2017 Funds
Federal Fiscal Year 2017

	MOTORCYCLE SAFETY FISCAL SUMMARY	Allocation
MC17-07 (01-K-01)	KCC - Motorcycle Safety Education	\$12,000.00
MC17-07 (02-H-01)	HCC - Motorcycle Safety Education	\$42,407.00
MC17-07 (03-M-01)	MCC - Motorcycle Safety Education	\$9,440.00
MC17-07 (04-S-01)	HDOT - Motorcycle Safety Media/Education	\$10,000.00
MC17-07 (05-S-01) PM	Program Management	\$30,000.00
Motorcycle Total:		\$103,847.00
	MAP-21 Section 402 FFY 2016 Funds	\$30,000.00
	FAST Act Section 402 FFY 2017 Funds	\$38,847.00
	FAST Act Section 405e FFY 2017 Funds	\$35,000.00

GRADUATED DRIVER LICENSING

During 2014, there were eight drivers aged 20 or younger involved in fatal crashes.

C-9: Drivers Age 20 or Younger Involved in Fatal Crashes

	2010	2011	2012	2013	2014
<u>Actual numbers:</u>					
Number of Drivers Under Age 20 Involved in Fatal Crashes	14	12	10	9	8
<u>Utilizing 5-year moving average:</u>					
Number of Drivers Under Age 20 Involved in Fatal Crashes	17	16	14	12	11

Hawaii's goal is to reduce the number of drivers age 20 and younger involved in fatal crashes by 10 percent from 11 (2010-2014 average) to 10 by 2017.

Graduated Driver Licensing Countermeasures FAST Act Section 405f

1	<p>Project Title: Hawaii Department of Transportation – GDL/Driver Education Program Project Number: GDL17-08 (01-S-01) Program Goal: To reduce underage motor vehicle fatalities and injuries by providing information about Hawaii's Graduated Licensing Program and driver education safety courses statewide. Project Description: The HDOT will use grant funds to disseminate information about Hawaii's Graduated Licensing Program and to promote the driver education program. Funds will also be used to develop educational materials for parents and to create a newsletter for driver education instructors to educate students about traffic safety concerns such as seat belts and impaired driving. Grant funds may be used for related training, travel and equipment purchases if approved by the Highway Safety Office. Project Cost: \$25,000.00 (FAST Act Section 405f FFY 2017 funds)</p>
2	<p>Project Title: Program Management Project Number: GDL17-08 (02-S-01) PM Project Goal: Coordinate program to ensure that project goals are met. Project Description: The funds will be used for program operations including reporting, monitoring, technical assistance and development of plans for GDL-related countermeasures. Training and travel may be a part of the grant activity for Highway Safety staff. Project Cost: \$10,000.00 (FAST Act Section 405f FFY 2017 funds)</p>
	<p>GDL Total: \$35,000.00</p>

Hawaii Graduated Driver Licensing Summary Sheet
FAST Act Section 405f FFY 2017 Funds
Federal Fiscal Year 2017

	GDL FISCAL SUMMARY	Allocation
GDL17-08 (01-S-01)	HDOT – GDL Media/Education	\$25,000.00
GDL17-08 (02-S-01) PM	Program Management	\$10,000.00
GDL Total:		\$35,000.00
	FAST Act Section 405f FFY 2017 Funds	\$35,000.00

PEDESTRIAN AND BICYCLE SAFETY

During 2014, there were 24 pedestrian fatalities in Hawaii, a slight increase from 23 in 2013.

Our preliminary data show that many of the fatalities occurred at night and outside of a crosswalk. We are working to immediately address these issues in hopes of reducing the number of fatalities and injuries.

The Hawaii Department of Transportation will continue to concentrate its efforts in the area of pedestrian safety in 2017 through coordinated education, awareness and enforcement activities.

C-10: Pedestrian Fatalities

	2010	2011	2012	2013	2014
<u>Actual numbers:</u>					
Number of Pedestrian Fatalities	26	23	26	23	24
<u>Utilizing 5-year moving average:</u>					
Number of Pedestrian Fatalities	24	22	22	23	24

Hawaii's goal is to reduce pedestrian fatalities by 10 percent from 24 (2010-2014 average) to 22 by 2017.

C-11: Bicyclist Fatalities

	2010	2011	2012	2013	2014
<u>Actual numbers:</u>					
Number of Bicyclist Fatalities	3	2	2	2	4
<u>Utilizing 5-year moving average:</u>					
Number of Bicyclist Fatalities	3	2	2	2	3
Bicycle Helmet Use Rate	37.21%	33.02%	37.92%	46.33%	57.45%

Hawaii's goal is to reduce bicyclist fatalities by 50 percent from 3 (2010-2014 average) to 2 by 2017.

Pedestrian/Bicycle Safety Countermeasures

MAP-21 Section 402; FAST Act Section 405g

1	<p>Project Title: Honolulu Police Department Pedestrian Enforcement Program Project Number: PS17-09 (01-O-01) Project Goal: Highly visible and sustained enforcement remains an effective countermeasure in reducing pedestrian-related fatalities and injuries. HPD will conduct a minimum of 1,500 hours of high visibility pedestrian enforcement. Project Description: Funds will be used to initiate pedestrian enforcement programs in select areas, citing motorists and pedestrians in violation of the pedestrian laws. HPD will expend 1,500 overtime hours in enforcement and project that they will issue 3,000 pedestrian-type citations and 750 other types of traffic citations to pedestrians and motorists. Grant funds may be used for related training and equipment purchases if approved by the Highway Safety Office. Project Cost: \$131,463.00 (MAP-21 Section 402 FFY 2016 funds)</p>
2	<p>Project Title: Honolulu Police Department Bicycle Enforcement Program Project Number: PS17-09 (02-O-01) Project Goal: Conduct highly visible and sustained enforcement as an effective countermeasure in reducing bicycle-related fatalities and injuries. HPD will conduct a minimum of 400 hours of high visibility bicycle enforcement. Project Description: Funds will be used to establish an enforcement program that will consist of bicycle enforcement activities on state and county roadways where fatalities or serious injury collisions have occurred. HPD will expend 400 overtime hours in enforcement and project that they will issue 1,000 bicycle-related citations to bicyclists and motorists in violation of bicycle safety laws. Grant funds may be used for related training and equipment purchases if approved by the Highway Safety Office. Project Cost: \$35,056.80 (FAST Act Section 405g FFY 2017 funds)</p>
3	<p>Project Title: Hawaii Bicycling League - Bicycle Education Program Project Number: PS17-09 (03-O-01) Project Goal: The primary goal of the program is to educate cyclists in safe bike handling and their rights and responsibilities as cyclists with the goal of reducing bicycle injuries on Oahu. Project Description: Funds will be used to fund a part-time coordinator. Grant funds may be used for related training and equipment purchases if approved by the Highway Safety Office. Project Cost: \$23,960.00 (FAST Act Section 405g FFY 2017 funds)</p>
4	<p>Project Title: Kauai PATH - Bicycle Education Program Project Number: PS17-09 (04-K-01) Project Goal: The primary goal of the program is to educate cyclists in safe bike handling and their rights and responsibilities as cyclists with the goal of reducing bicycle injuries in Kauai County. Project Description: Funds will be used to promote and conduct a total of five Traffic Skills classes and two youth bicycle rodeos. Funds will also be used to send one representative to the subgrantee orientation meeting on Oahu. Grant funds may be used for related training and equipment purchases if approved by the Highway Safety Office. Project Cost: \$4,900.00 (FAST Act Section 405g FFY 2017 funds)</p>

5	<p>Project Title: Kauai Police Department - Pedestrian Enforcement Program Project Number: PS17-09 (05-K-01) Project Goal: Highly visible and sustained enforcement remains an effective countermeasure in reducing pedestrian-related fatalities and injuries. The Kauai Police Department (KPD) will conduct a minimum of 100 hours of high visibility pedestrian enforcement. Project Description: KPD will utilize grant funds to establish an enforcement program that will consist of 100 hours of overtime pedestrian enforcement activities on state and county roadways that have been identified as areas of concern. KPD estimates that they will issue 100 pedestrian-related citations and 100 other types of citations. Grant funds may be used for related training and equipment purchases if approved by the Highway Safety Office. Project Cost: \$9,421.00 (FAST Act Section 405g FFY 2017 funds)</p>
6	<p>Project Title: Department of Transportation Services - Pedestrian Safety Program Project Number: PS17-09 (06-O-01) Project Goal: The goal of this project is to conduct pedestrian safety presentations and outreach at community events to reduce pedestrian-related fatalities and injuries. The City & County of Honolulu's Department of Transportation Services (DTS) will educate 1,000 children and senior citizens through their pedestrian safety presentations and 8,000 through their community outreach events. Project Description: DTS will use grant funds to continue their activities to educate drivers and pedestrians about Hawaii's pedestrian laws as well as safety tips. Additionally, funds will be used to send two representatives to the Lifesavers Conference and to purchase a laptop, portable projector and portable projection screen that will be used during education presentations. DTS will also purchase activity books and other educational materials to distribute at their pedestrian safety presentations. Grant funds may be used for related training and equipment purchases if approved by the Highway Safety Office. Project Cost: \$31,425.00 (MAP-21 Section 402 FFY 2016 funds)</p>
7	<p>Project Title: TLC PR - Walk Wise Hawaii Project Number: PS17-09 (07-S-01) Project Goal: Walk Wise Hawaii's goal is to reach out to 10,000 people through direct community outreach programs, 20,000 through community outreach events and 500,000 people through earned media with the hope of reducing pedestrian injuries and fatalities. Project Description: Funds will be used to disseminate Walk Wise Hawaii (WWH) general pedestrian safety messages to senior citizens 65 and older statewide with an emphasis on being seen at night and to continue WWH messaging to schools (elementary, middle, high schools). Funds will also be used to expand messages to college students; provide general education on good pedestrian habits and driver awareness; and expand private/public partnerships. In addition to personnel costs, funds will be used to rent space at community events and to purchase safety giveaways such as reflective stickers, brochures and blinking lights. Funds will also be used to create a new public service announcement that will be aired on television and in movie theatres. Funds will also be used to purchase miscellaneous supplies (string, tape, poster boards, zip ties, etc.) that will be used for community events and presentations. Grant funds may be used for related training, office supplies, travel and equipment purchases if approved by the Highway Safety Office. Project Cost: \$200,251.29 (MAP-21 Section 402 FFY 2016 funds)</p>

8	<p>Project Title: Hawaii Department of Transportation – Pedestrian Safety Media Campaign Project Number: PS17-09 (08-S-01) Project Goal: To conduct a minimum of one statewide media campaign in support of Hawaii’s Pedestrian Safety Month. Project Description: This grant will be administered through the HDOT. We will use grant funds to purchase radio/television/movie theatre advertising schedules to air a public service announcement to educate the public about pedestrian safety during Hawaii’s Pedestrian Safety Month and throughout the year. Training and travel may be a part of the grant activity for Highway Safety staff. Project Cost: \$80,000.00 (FAST Act Section 405g FFY 2017 funds)</p>
9	<p>Project Title: Program Management Project Number: PS17-09 (09-S-01) PM Project Goal: Monitor all pedestrian/bicycle subgrantees to ensure that project goals are met. Project Description: The funds will be used for program operations including reporting, monitoring, technical assistance and development of plans for the pedestrian/bicycle safety program. Training and travel may be a part of the grant activity for Highway Safety staff. Project Cost: \$50,000.00 (MAP-21 Section 402 FFY 2016 funds)</p>
	<p>Pedestrian/Bicycle Total: \$566,477.09 Funding source: MAP-21 Section 402 FFY 2016 - \$413,139.29 Funding source: FAST Act Section 405g FFY 2017 - \$153,337.80</p>

Hawaii Project Summary Sheet
MAP-21 Section 402 FFY 2016 Funds; FAST Act Section 405g FFY 2017 Funds
Federal Fiscal Year 2017

	PEDESTRIAN/ BICYCLE SAFETY FISCAL SUMMARY	Allocation
PS17-09 (01-O-01)	HPD - Pedestrian Enforcement Program	\$131,463.00
PS17-09 (02-O-01)	HPD - Bicycle Enforcement Program	\$35,056.80
PS17-09 (03-O-01)	HBL – Bicycle Education Program	\$23,960.00
PS17-09 (04-K-01)	Kauai PATH – Bicycle Education Program	\$4,900.00
PS17-09 (05-K-01)	KPD – Pedestrian Enforcement Program	\$9,421.00
PS17-09 (06-O-01)	DTS – Pedestrian Safety Program	\$31,425.00
PS17-09 (07-S-01)	TLC PR – Walk Wise Hawaii	\$200,251.29
PS17-09 (08-S-01)	HDOT - Pedestrian Media Campaign	\$80,000.00
PS17-09 (09-S-01) PM	Program Management	\$50,000.00
Ped/Bike Total:		\$566,477.09
	MAP-21 Section 402 FFY 2016 Funds	\$413,139.29
	FAST Act Section 405g FFY 2017 Funds	\$153,337.80

DISTRACTED DRIVING

Hawaii now has a state law that bans the use of hand held electronic mobile devices while driving. During FFY 2015, the four county police department issued a total of 14,082 electronic mobile device citations statewide.

To accomplish a reduction in electronic mobile device use while driving, the Hawaii Department of Transportation (HDOT) will continue to concentrate its efforts in the area of distracted driving safety in 2017 through coordinated education, awareness and enforcement activities. To determine whether or not these projects are having an impact, the HDOT will track cell phone usage through observational surveys and the number of electronic mobile device (distracted driving) citations that are issued each year.

Distracted Driving Countermeasures MAP-21 Section 402; FAST Act Section 405e


1	<p>Project Title: Honolulu Police Department – Distracted Driving Enforcement Project Number: DD17-10 (01-O-01) Project Goal: Highly visible and sustained enforcement remains the most effective countermeasure in reducing distracted driving-related crashes and fatalities. Project Description: Grant funds will be used to conduct 2,500 hours of overtime enforcement of Hawaii’s electronic mobile device law. Using grant funds, the police department estimates that they will issue approximately 5,000 citations for cell phone use and 1,250 other citations. Grant funds may be used for related training and equipment purchases if approved by the Highway Safety Office. Project Cost: \$219,105.00 (FAST Act Section 405e FFY 2017 funds)</p>
2	<p>Project Title: Hawaii County Police Department – Distracted Driving Enforcement Project Number: DD17-10 (02-H-01) Project Goal: Highly visible and sustained enforcement remains the most effective countermeasure in reducing distracted driving-related crashes and fatalities. Project Description: Grant funds will be used to conduct 150 checkpoints to enforce Hawaii’s electronic mobile device law. Using grant funds, the police department estimates that they will issue approximately 450 citations for cell phone/electronic mobile device use and 500 other citations. Funds will also be used to send two representatives to the Distracted Driving Awareness Month media event on Oahu. Grant funds may be used for related training, travel and equipment purchases if approved by the Highway Safety Office. Project Cost: \$57,430.00 (FAST Act Section 405e FFY 2017 funds)</p>
3	<p>Project Title: Maui Police Department – Distracted Driving Enforcement Project Number: DD17-10 (03-M-01) Project Goal: Highly visible and sustained enforcement remains the most effective countermeasure in reducing distracted driving-related crashes and fatalities. Project Description: Grant funds will be used to conduct 525 hours of overtime enforcement of Hawaii’s electronic mobile device law. Using grant funds, the police department estimates that they will issue approximately 1,050 citations for electronic mobile device use while driving and 50 other citations. MPD officers will also use 24 hours of overtime to conduct educational presentations at traffic safety events. Grant funds may be used for related training and equipment purchases if approved by the Highway Safety Office. Project Cost: \$57,601.08 (FAST Act Section 405e FFY 2017 funds)</p>

4	<p>Project Title: Kauai Police Department – Distracted Driving Enforcement Project Number: DD17-10 (04-K-01) Project Goal: Highly visible and sustained enforcement remains the most effective countermeasure in reducing distracted driving-related crashes and fatalities. Project Description: Grant funds will be used to conduct 800 hours of overtime enforcement of Hawaii’s electronic mobile device law. Using grant funds, the police department estimates that they will issue approximately 900 citations for cell phone use and 400 other citations during the grant period. Grant funds may be used for related training, travel and equipment purchases if approved by the Highway Safety Office. Project Cost: \$75,372.24 (MAP-21 Section 402 FFY 2016 funds)</p>
5	<p>Project Title: Hawaii Department of Transportation – Distracted Driving Media/Education Campaign Project Number: DD17-10 (05-S-01) Project Goal: Conduct a minimum of one statewide media campaign to promote the high visibility distracted driving enforcement projects. Project Description: This grant will be administered through the HDOT. We will use grant funds to purchase radio/television/movie theatre advertising schedules to air our distracted driving public service announcement in support of the national Distracted Driving Awareness Month in April 2017. Grant funds may be used for related training and equipment purchases if approved by the Highway Safety Office. Project Cost: \$50,000.00 (FAST Act Section 405e FFY 2017 funds)</p>
6	<p>Project Title: TLC PR – Distracted Driving Awareness/Education Project Number: DD17-10 (06-S-01) Project Goal: Highly visible media/education campaign to promote enforcement, which remains the most effective countermeasure in reducing crashes and fatalities. Project Description: TLC PR will use grant funds to continue their Distracted Driver awareness education and media campaign. Funds will also be used to take the distracted driving simulator to the neighbor islands and to purchase related materials such as brochures and pledge cards. Additional funds will be used for services to track earned media coverage. Grant funds may be used for related training, travel and equipment purchases if approved by the Highway Safety Office. Project Cost: \$103,177.49 (MAP-21 Section 402 FFY 2016 funds)</p>
7	<p>Project Title: Program Management Project Number: DD17-10 (07-S-01) PM Project Goal: Monitor all distracted driving subgrantees to ensure that project goals are met. Project Description: The funds will be used for program operations including reporting, monitoring, technical assistance and development of plans for the distracted driving program. Training and travel may be a part of the grant activity for Highway Safety staff. Project Cost: \$20,000.00 (MAP-21 Section 402 FFY 2016 funds)</p>
	<p>Distracted Driving Total: \$582,685.81 Funding source: MAP-21 Section 402 FFY 2016 - \$198,549.73 Funding source: FAST Act Section 405e FFY 2017 - \$384,136.08</p>

Hawaii Distracted Driving Summary Sheet
MAP-21 Section 402 FFY 2016 Funds; FAST Act Section 405e 2017 Funds
Federal Fiscal Year 2017

	DISTRACTED DRIVING FISCAL SUMMARY	Allocation
DD17-10 (01-O-01)	Honolulu Police Department – Distracted Driving	\$219,105.00
DD17-10 (02-H-01)	Hawaii County Police Department – Distracted Driving	\$57,430.00
DD17-10 (03-M-01)	Maui Police Department – Distracted Driving	\$57,601.08
DD17-10 (04-K-01)	Kauai Police Department – Distracted Driving	\$75,372.24
DD17-10 (05-S-01)	HDOT Distracted Driving Media Campaign	\$50,000.00
DD17-10 (06-S-01)	TLC PR – Media/Education Campaign	\$103,177.49
DD17-10 (07-S-01) PM	Program Management	\$20,000.00
Distracted Driving Total:		\$582,685.81
	MAP-21 Section 402 FFY 2016 Funds	\$198,549.73
	FAST Act Section 405e FFY 2017 Funds	\$384,136.08

**FFY 2017 Highway Safety Program
Cost Summary**




U.S. Department of Transportation
National Highway Traffic Safety
Administration
Federal Highway Administration

HIGHWAY SAFETY PROGRAM COST SUMMARY

State: Hawaii **Number:** 2017 HSP **Date:** June 28, 2016

Program Area	Approved Program Costs	State/Local Funds	Federally Funded Programs			Federal Share to Local
			Previous Balance	Increase/(Decrease)	Current Balance	
PA	\$191,000.00					
PT	\$628,313.00					
AL	\$3,172,131.25					
TR	\$2,298,390.00					
EM	\$85,000.00					
OP	\$1,229,916.42					
SC	\$1,025,447.00					
MC	\$103,847.00					
GDL	\$35,000.00					
PS	\$566,477.09					
DD	\$582,685.81					
Total NHTSA	\$9,918,207.57					
Total NHTSA						

State Official Authorized Signature:


 NAME: Ford N. Fuchigami
 TITLE: Governor's Representative
 DATE: June 28, 2016

Federal Official Authorized Signature:

NHTSA - NAME: _____
 TITLE: _____
 DATE: _____
 Effective Date: _____

FFY 2017 Equipment Request

June 30, 2016

Mr. Christopher Murphy
Regional Administrator – Region 9
National Highway Traffic Safety Administration
650 Capitol Mall, Suite 5-400
Sacramento, California 95814

Re: Hawaii's 2017 Highway Safety Plan

Dear Mr. Murphy:

The Hawaii Department of Transportation is requesting approval to fund the purchase of the following equipment during federal fiscal year 2017.

Program Area	Funding Source	Project Number	Agency	Equipment Description	Unit Cost	# of Units	Total Cost
PT	MAP-21 402 FFY 2016	PT17-01 (03-M-01)	Maui Police Department	CDR hardware updates	\$5,000.00	1	\$5,000.00
PT	MAP-21 402 FFY 2016	PT17-01 (03-M-01)	Maui Police Department	Drag sled and required pull scale	\$1,000.00	1	\$1,000.00
PT	MAP-21 402 FFY 2016	PT17-01 (03-M-01)	Maui Police Department	MapScenes software for Leica ScanStation	\$8,500.00	1	\$8,500.00
PT	MAP-21 402 FFY 2016	PT17-01 (04-K-01)	Kauai Police Department	Leica ScanStation digital camera	\$8,000.00	1	\$8,000.00
PT	MAP-21 402 FFY 2016	PT17-01 (04-K-01)	Kauai Police Department	Computer monitor 32"	\$1,000.00	1	\$1,000.00
PT	MAP-21 402 FFY 2016	PT17-01 (04-K-01)	Kauai Police Department	Laser plotter	\$3,000.00	1	\$3,000.00

2017 Highway Safety Plan
 Equipment Request
 June 30, 2016

Program Area	Funding Source	Project Number	Agency	Equipment Description	Unit Cost	# of Units	Total Cost
PT	MAP-21 402 FFY 2016	PT17-01 (04-K-01)	Kauai Police Department	CDR cables for Kia brand vehicles	\$1,000.00	1	\$1,000.00
PT	MAP-21 402 FFY 2016	PT17-01 (04-K-01)	Kauai Police Department	Portable scales	\$4,500.00	1	\$4,500.00
AL	154 Transfer FFY 2016	AL17-02 (01-O- 01)	Honolulu Police Department	Preliminary alcohol screening devices (Alco-Sensor V)	\$900.00	25	\$22,500.00
AL	154 Transfer FFY 2016	AL17-02 (01-O- 01)	Honolulu Police Department	DRE kits containing supplies for new DREs	\$140.00	25	\$3,500.00
AL	154 Transfer FFY 2016	AL17-02 (01-H- 02)	Hawaii County Police Department	AlcoPro FST Portable Breath Test units	\$600.00	20	\$12,000.00
AL	154 Transfer FFY 2016	AL17-02 (01-H- 02)	Hawaii County Police Department	LED Roadside Turbo Flare kits	\$250.00	10	\$2,500.00
AL	154 Transfer FFY 2016	AL17-02 (01-H- 02)	Hawaii County Police Department	Fujitsu ScanSnap iX500 scanners	\$500.00	6	\$3,000.00
AL	164 Transfer FFY 2016	AL17-02 (01-M- 03)	Maui Police Department	Police motor vehicle (SUV)	\$50,000.00	1	\$50,000.00
AL	154 Transfer FFY 2016	AL17-02 (01-K- 04)	Kauai Police Department	Light trailer	\$13,000.00	1	\$13,000.00
AL	154 Transfer FFY 2016	AL17-02 (01-K- 04)	Kauai Police Department	Portable Breath Tester Intoxilyzer 8000	\$11,000.00	1	\$11,000.00
AL	154 Transfer FFY 2016	AL17-02 (01-K- 04)	Kauai Police Department	Portable Breath Testers (PBTs)	\$700.00	25	\$17,500.00
AL	164 Transfer FFY 2016	AL17-02 (09-S-01)	Department of Liquor Control, County of Hawaii	Computer (PC)	\$1,313.00	1	\$1,313.00

2017 Highway Safety Plan
 Equipment Request
 June 30, 2016

Program Area	Funding Source	Project Number	Agency	Equipment Description	Unit Cost	# of Units	Total Cost
AL	164 Transfer FFY 2016	AL17-02 (09-S-01)	Department of Liquor Control, County of Hawaii	Computer monitors	\$300.00	2	\$600.00
AL	164 Transfer FFY 2016	AL17-02 (09-S-01)	Department of Liquor Control, County of Hawaii	All-in-one printer and toner cartridges	\$2,042.00	1	\$2,042.00
AL	164 Transfer FFY 2016	AL17-02 (09-S-01)	Department of Liquor Control, County of Hawaii	Digital camera	\$180.00	1	\$180.00
AL	164 Transfer FFY 2016	AL17-02 (09-S-01)	Department of Liquor Control, County of Hawaii	Computer accessories (i.e. external hard drive, USB cable, router, modem)	\$399.00	1	\$399.00
AL	164 Transfer FFY 2016	AL17-02 (09-S-01)	Department of Liquor Control, County of Hawaii	Geographic Information Systems (GIS) license for 1 year	\$250.00	1	\$250.00
AL	164 Transfer FFY 2016	AL17-02 (09-S-01)	Department of Liquor Control, County of Hawaii	iPod Touch and charging station	\$257.50	4	\$1,030.00
AL	164 Transfer FFY 2016	AL17-02 (09-S-01)	Department of Liquor Control, County of Hawaii	Apple iMac	\$1,499.00	1	\$1,499.00
AL	164 Transfer FFY 2016	AL17-02 (09-S-01)	Department of Liquor Control, County of Hawaii	Apple iOS Developer Program membership for 1 year	\$99.00	1	\$99.00

2017 Highway Safety Plan
 Equipment Request
 June 30, 2016

Program Area	Funding Source	Project Number	Agency	Equipment Description	Unit Cost	# of Units	Total Cost
TR	MAP-21 405c FFY 2014/2015	TR17-03 (03-O-01)	Honolulu Police Department	Electronic citation hardware	\$50,000.00	1	\$50,000.00
TR	MAP-21 405c FFY 2014/2015	TR17-03 (03-O-01)	Honolulu Police Department	Motor Vehicle Accident Report server	\$25,000.00	1	\$25,000.00
TR	MAP-21 405c FFY 2014/2015	TR17-03 (03-O-01)	Honolulu Police Department	Motor Vehicle Accident Report licenses	\$30,000.00	1	\$30,000.00
TR	MAP-21 405c FFY 2014/2015	TR17-03 (03-O-01)	Honolulu Police Department	MVA diagramming software	\$200,000.00	1	\$200,000.00
TR	FAST Act 405c FFY 2017	TR17-03 (04-H-01)	Hawaii County Police Department	E-Seek drivers license/state ID readers	\$400.00	300	\$120,000.00
TR	FAST Act 405c FFY 2017	TR17-03 (05-M-01)	Maui Police Department	Rugged laptop computer to download CDR data	\$4,000.00	1	\$4,000.00
TR	FAST Act 405c FFY 2017	TR17-03 (05-M-01)	Maui Police Department	Electronic citation equipment and accessories	\$15,000.00	1	\$15,000.00
TR	FAST Act 405c FFY 2017	TR17-03 (05-M-01)	Maui Police Department	360 digital camera (utilized with Leica ScanStation)	\$9,500.00	1	\$9,500.00
TR	FAST Act 405c FFY 2017	TR17-03 (06-K-01)	Kauai Police Department	E-citation equipment and software	\$50,000.00	1	\$50,000.00
EM	FAST Act 402 FFY 2017	EM17-04 (01-O-01)	Honolulu Fire Department	Cordless Extrication Systems	\$45,000.00	1	\$45,000.00

2017 Highway Safety Plan
 Equipment Request
 June 30, 2016

Program Area	Funding Source	Project Number	Agency	Equipment Description	Unit Cost	# of Units	Total Cost
EM	FAST Act 402 FFY 2017	EM17-04 (02-H-01)	Hawaii Fire Department	eDraulic rescue tools	\$35,000.00	1	\$35,000.00
OP	MAP-21 402 FFY 2016	OP17-05 (04-O-01)	Keiki Injury Prevention Coalition	Tent and sign replacement and parts	\$3,000.00	1	\$3,000.00
SC	FAST Act 402 FFY 2017	SC17-06 (01-O-01)	Honolulu Police Department	Stalker DSR moving radars	\$2,500.00	20	\$50,000.00
SC	FAST Act 402 FFY 2017	SC17-06 (01-O-01)	Honolulu Police Department	Laser guns	\$2,750.00	50	\$137,500.00
SC	FAST Act 402 FFY 2017	SC17-06 (01-H-02)	Hawaii County Police Department	Stalker DSR-2X radar units	\$3,100.00	9	\$27,900.00
SC	FAST Act 402 FFY 2017	SC17-06 (01-H-02)	Hawaii County Police Department	Stalker II moving radar units	\$2,100.00	10	\$21,000.00
SC	FAST Act 402 FFY 2017	SC17-06 (01-M-03)	Maui Police Department	Police motorcycle and related enforcement/safety equipment	\$31,000.00	1	\$31,000.00
SC	FAST Act 402 FFY 2017	SC17-06 (01-M-03)	Maui Police Department	Speed trailer with statistics package	\$16,000.00	1	\$16,000.00
SC	FAST Act 402 FFY 2017	SC17-06 (01-K-04)	Kauai Police Department	Stalker DSR-2X radars	\$2,166.66	6	\$13,000.00
SC	FAST Act 402 FFY 2017	SC17-06 (01-K-04)	Kauai Police Department	LTI Ultralyte lasers	\$2,500.00	4	\$10,000.00
SC	MAP-21 402 FFY 2016	SC17-06 (02-H-04)	Hawaii County Police Department	LTI TruSpeed laser units	\$2,000.00	20	\$40,000.00
SC	MAP-21 402 FFY 2016	SC17-06 (02-H-04)	Hawaii County Police Department	Feniex Cobra Inner Visor Light Bars	\$600.00	10	\$6,000.00


2017 Highway Safety Plan
 Equipment Request
 June 30, 2016

Program Area	Funding Source	Project Number	Agency	Equipment Description	Unit Cost	# of Units	Total Cost
SC	MAP-21 402 FFY 2016	SC17-06 (02-H-04)	Hawaii County Police Department	SoundOff Signal UltraLITE Interior Directional Warning Light Bars	\$600.00	10	\$6,000.00
MC	FAST Act 402 FFY 2017/ FAST Act 405e FFY 2017	MC17-07 (02-H-01)	Hawaii Community College	Training motorcycles	\$5,000.00	8	\$40,000.00
PS	MAP-21 402 FFY 2016	PS17-09 (06-O-01)	City & County of Honolulu, Dept. of Transportation Services	Dell Inspiron laptop	\$1,200.00	1	\$1,200.00
TOTAL							\$1,160,512.00
Total	MAP-21 402						\$88,200.00
Total	MAP-21 405						\$305,000.00
Total	FAST Act 402						\$386,400.00
Total	FAST Act 405						\$238,500.00
Total	154 Penalty						\$85,000.00
Total	164 Transfer						\$57,412.00

This equipment is essential to our highway safety program and is included in Hawaii's 2017 Highway Safety Plan. If the requested equipment is approved, please sign this letter where it is indicated and return to the Hawaii Department of Transportation. Should you have any questions regarding this request, please do not hesitate to contact me at (808) 587-6301.

Much mahalo,

Lee Nagano



2017 Highway Safety Plan
Equipment Request
June 30, 2016

Highway Safety Manager

Approved:

Christopher Murphy
NHTSA Region 9 Administrator

Date



U.S. Department
of Transportation
**National Highway
Traffic Safety
Administration**

Region 9
Arizona, California, Hawaii
American Samoa, Guam
Northern Mariana Islands

John E. Moss Federal Building
650 Capitol Mall, Suite 5-400
Sacramento, CA 95814
(916) 498-5058
(916) 498-5047 Fax

August 18, 2016

The Honorable David Y. Ige
Governor of Hawaii
State Capitol
Honolulu, HI 96813

Dear Governor Ige:

We have reviewed Hawaii's fiscal year 2017 Highway Safety Plan as received on June 30, 2016. Based on this submission, we find your State's Highway Safety Plan to be in compliance with the requirements of 23 CFR Part 1300 and the Highway Safety Plan is approved.

Specific details relating to the plan will be provided to your State Representative for Highway Safety, Ms. Lee Nagano.

We look forward to working with the Hawaii's Department of Transportation-Highway Safety Office and its partners to meet our mutual goals of reduced fatalities, injuries, and crashes on Hawaii's roads.

If you would like additional information on the Hawaii's Highway Safety Plan review, please feel free to contact me at (916) 498-5063.

Sincerely,

Christopher J. Murphy
Administrator – Region 9
National Highway Traffic Safety Administration

cc: Ford N. Fuchigami, Director/Governor's Highway Safety Representative, HDOT
Mary D. Gunnels, Ph.D., Associate Administrator, NHTSA
Mayela Sosa, Division Administrator, FHWA-HI Division
Scott Haneberg, Motor Vehicle Safety Administrator, HDOT
Lee Nagano, Highway Safety Coordinator, HDOT





U.S. Department
of Transportation
**National Highway
Traffic Safety
Administration**

Region 9
Arizona, California, Hawaii
American Samoa, Guam
Northern Mariana Islands

John E. Moss Federal Building
650 Capitol Mall, Suite 5-400
Sacramento, CA 95814
(916) 498-5058
(916) 498-5047 Fax

August 18, 2016

Ford N. Fuchigami
Director/Governor's Representative for Highway Safety
Hawaii Department of Transportation
869 Punchbowl Street - Room 509
Honolulu, HI 96813

Dear Director Fuchigami:

We have reviewed Hawaii's fiscal year 2017 Highway Safety Plan (HSP) received on June 30, 2016. Based on this submission, we find your Highway Safety Plan to be in compliance with the requirements of 23 CFR Part 1300 and the Highway Safety Plan is approved.

This determination does not constitute an obligation of Federal funds for the fiscal year identified above or an authorization to incur costs against those funds. The obligation of Section 402 program funds will be effected in writing by the NHTSA Administrator at the commencement of the fiscal year identified above. However, Federal funds reprogrammed from the prior-year HSP (carry-forward funds) will be available for immediate use by the State on October 1, 2016. Reimbursement will be contingent upon the submission of an updated HS Form 217 (or the electronic equivalent) and an updated project list, consistent with the requirement of 23 CFR §1300.11(d), within 30 days after either the beginning of the fiscal year identified above or the date of this letter, whichever is later.

However, to ensure Federal funds are used effectively and efficiently, NHTSA is conditionally approving the 2017 HSP contingent upon Hawaii satisfactorily addressing the items listed below.

1. **Fiscal Year** – Please correct the Federal fiscal year on pages 17 and 22 to ensure funding requested is for Federal fiscal year 2017.
2. **Core Outcome Measures** – Please correct the data provided in the chart for core outcome measures on page 14 of the HSP to correspond with FARS data, specifically C-3, C-5, and C-9. Also, please correct the data for the core outcome measures throughout the HSP as it should correspond with the data on page 14, specifically pages 9, 12, 31, 27, 57, and 59.
3. **Performance Measures** – “Justification for each performance target that explains how the target is data-driven, including a discussion of the factors that influence the performance target selection” (COT HS 811 025), jointly developed by NHTSA and the Governors Highway Safety Association” per 23 CFR 1300.11(c)((2)(ii)(C). Please provide justification and data analysis for each performance measure to explain how you arrived at the targets chosen.



4. Funding Source – Please correct the funding sources for the Pedestrian/Bicycle Safety Countermeasures section on pages 60-62 to 405h, Motorcycle Safety Countermeasures section on pages 55-56 to 405f, and Graduated Driver Licensing on pages 57-58 to 405g in order to ensure that the grants are funded by the appropriate funding source.
5. Project Number OP17-05 (02-H-01) – Please remove the 3-on-3 basketball and volleyball tournaments or provide a revision to the project including scope of work and countermeasures to include allowable activities in order to continue providing education to the community regarding *Click It or Ticket*. “Costs incurred for intramural activities, student publications, student clubs, and other student activities, are unallowable, unless specifically provided for in the Federal award” per 2 CFR 200.469.
6. Project Number PS17-09 (04-K-01) – Please provide a project description on page 60.
7. (Equipment Request) Project Number PT17-01 (03-M-01), Maui Police Department, one Drag Sled and Required Pull Scale for \$1,000 – need more justification, e.g., why is this equipment necessary, what was the justification that was used to make that determination.
8. (Equipment Request) Project Number PT17-01 (04-K-01), Kauai Police Department, one Portable Scale for \$4,500 – Please remove as “Fixed and portable truck scales” are unallowable per Highway Safety Grant Funding Guidance Part IV.B.1.
9. (Equipment Request) Project Number TR17-03 (04-H-01), Hawaii County Police Department, 300 E-Seek Drivers License/State ID Readers for \$120,000 at \$400 per unit – need more justification, e.g., is the amount of units requested reasonable and necessary, what was the justification that was used to make that determination.
10. (Equipment Request) Project Number SC17-06 (02-H-04), Hawaii County Police Department, ten SoundOff Signal UltraLITE Interior Directional Warning Light Bars for \$6,000 at \$600 per unit – need more justification, e.g., is the amount of units requested reasonable and necessary, what was the justification that was used to make that determination.

Enclosed is an addendum with commendations and recommendations for your consideration and action that will strengthen the 2018 HSP. Should the Hawaii Highway Safety Office choose to implement the recommendations for 2018 identified in the addendum, we will gladly provide technical assistance.

We congratulate Hawaii on its accomplishments in advancing our traffic safety mission; however, there is more work to do. To that end, I pledge our continued support to you and the Hawaii Highway Safety Office and look forward to achieving our mutual goals of reduced fatalities, injuries, and crashes on Hawaii’s roads.

We look forward to working with the Hawaii Highway Safety Office and its partners on the successful implementation of this plan.

As always, please feel free to contact me if you need assistance or if you have questions.

Sincerely,



Christopher J. Murphy
Administrator – Region 9
National Highway Traffic Safety Administration

cc: Mary D. Gunnels, Ph.D., Associate Administrator, NHTSA
Scott Haneberg, Motor Vehicle Safety Administrator, HDOT
Lee Nagano, Highway Safety Coordinator, HDOT

Hawaii's 2017 Highway Safety Plan Commendations and Recommendations to Strengthen the 2018 Highway Safety Plan

Commendations

- 1) NHTSA would like to congratulate you on Hawaii's continued high seat belt usage rate. Hawaii currently has a 92.8 percent usage rate in 2015. These high seat belt usage rates can be attributed to your continued participation in the national *Click It or Ticket* media campaign in combination with education and enforcement and the efforts of your many traffic safety partners.
- 2) NHTSA commends you on your efforts to reduce pedestrian fatalities and to be the only state in the nation to designate the month of August as *Pedestrian Safety Month*. We encourage you to continue your pedestrian safety campaigns and enforcement activities to address pedestrian-related crashes.
- 3) FARS data indicates that Alcohol Impaired Driving Fatalities decreased from 34 in 2013 to 32 in 2014. NHTSA commends Hawaii for continuing their highly visible DUI enforcement program "52/12 – Drive Sober or Get Pulled Over" enforcement and media campaign to prevent needless tragedies. This is a well-publicized program with all four county police departments conducting at least 52 sobriety checkpoints in each county during a 12-month period to provide total coverage of sobriety checkpoints for an entire year, with additional checkpoints during major holiday periods.
- 4) Traffic fatalities decreased from 102 in 2013 to 95 in 2014. We know you will continue your traffic safety efforts to meet the challenges of your increasing population, drivers, and vehicles.

Recommendations to Strengthen Hawaii's 2018 HSP

- 1) The highway safety planning process should include "identification of the participants in the process (e.g., highway safety committees, program stakeholders, community and constituent groups)" per 23 CFR 1300.11(a)(2). In the 2018 Hawaii HSP please provide a list of participants involved in meeting the requirements.
- 2) A clear picture of the safety problems for each program area should be provided in the HSP in order to support the countermeasures. NHTSA recommends providing details to include who is most affected, what roads and vehicles are involved, crash locations or areas of high risk, when crashes are happening and identification of contributing factors of why crashes are occurring.
- 3) NHTSA recommends providing further information regarding the linkage between the SHSP and the HSP countermeasure strategies.