



ANNUAL EVALUATION REPORT

FFY 2018

Iowa Department of Public Safety / Governor's Traffic Safety Bureau



GTSB Staff

Patrick Hoye, Bureau Chief

515/725-6120 hoye@dps.state.ia.us

Program Oversight, State Supervision, Liaison to Office of Commissioner of Public Safety, National Highway Traffic Safety Administration, and Governor's Highway Safety Association.

Denny Becker, Alcohol Program Coordinator and Program Administrator

515/725-6128 becker@dps.state.ia.us

Impaired Driving Issues/Projects, and Program Administrator for Grants

Genie Clemens, Program Administrator and Youth Coordinator

515/725-6121 clemens@dps.state.ia.us

Youth, Driving Simulator, and Program Administrator for Grants

Cristin Dee, Financial Manager

515/725-6130 dee@dps.state.ia.us

Budget Oversight, Claim Processing, Federal Grant Tracking System and Audit/Equipment/Vendor Files

Larry Grant, Program Administrator and High Five Coordinator

515/725-6124 grant@dps.state.ia.us

High Five Coordinator, Multi-Disciplinary Safety Teams, and Program Administrator for Grants

Mick Mulhern, Compliance Officer and Program Administrator

515/725-0148 mulhern@dps.state.ia.us

Policies, Training, Facebook, Social Media, and Program Administrator for Grants

Ihla Oertwig, Office Coordinator

515/725-6123 oertwig@dps.state.ia.us

GTSB Resource Materials, Inventory Management, DRE Secretary, Staff Schedules, and Staff Support

Todd Olmstead, DRE/ARIDE Coordinator and Program Administrator

515/725-6122 olmstead@dps.state.ia.us

Drug Recognition and ARIDE Training, and Program Administrator for Grants

Jennifer Parsons, sSTEP Coordinator and Program Administrator

515/725-6127 parsons@dps.state.ia.us

sSTEP Program, Older Drivers, Distracted Driving, and Program Administrator for Grants

Joanne Tinker, Program Evaluator and Traffic Records Coordinator

515/725-6134 jtinker@dps.state.ia.us

Program Evaluation, Traffic Records Coordinator, STRCC Co-Chair, Problem Identification, Highway Safety Plan, Grant Applications and Annual Report

Cinnamon Weigel, Program Administrator and Occupant Protection Coordinator

515/725-6125 weigel@dps.state.ia.us

Occupant Protection Related Projects and Program Administrator for Grants

Crystal Young, Grants Administrator

515/725-6126 young@dps.state.ia.us

Grant Applications, Contract Processing, Program Report and Deadlines, Travel, and Vehicle Reports

NHTSA Traffic Safety Core Performance Measures

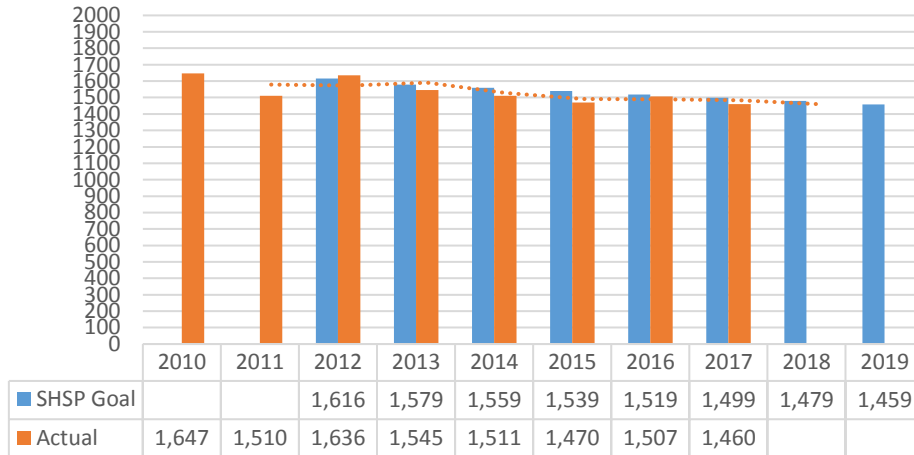
The National Highway Traffic Safety Administration (NHTSA) and the Governor’s Highway Safety Association (GHSA) has agreed upon a minimum set of performance measures for the development and implementation of Highway Safety Plans. This Annual Evaluation Report depicts the activity that occurred in FFY 2018.

TRAFFIC FATALITIES	NHTSA Core Outcome Measure C-1																																										
Target(s):																																											
Collaborative SHSP Target (long-term): Reduce traffic fatalities 15% from the 2007-2011 average of 396 to 337 (5-year average) by January 1, 2020.																																											
Collaborative Annual Target (Consistent with the Highway Safety Improvement Program (HSIP) Target): 367.9																																											
Result: There were 329 traffic fatalities recorded in 2017. The five year average (2013-2017) is 338.																																											
<table border="1"> <thead> <tr> <th></th> <th>2010</th> <th>2011</th> <th>2012</th> <th>2013</th> <th>2014</th> <th>2015</th> <th>2016</th> <th>2017</th> <th>2018</th> <th>2019</th> </tr> </thead> <tbody> <tr> <td>SHSP Goal Long Term</td> <td></td> <td></td> <td>365</td> <td>363</td> <td>362</td> <td>361</td> <td>355</td> <td>349</td> <td>343</td> <td>337</td> </tr> <tr> <td>Actual</td> <td>390</td> <td>360</td> <td>365</td> <td>317</td> <td>322</td> <td>320</td> <td>402</td> <td>329</td> <td></td> <td></td> </tr> </tbody> </table>												2010	2011	2012	2013	2014	2015	2016	2017	2018	2019	SHSP Goal Long Term			365	363	362	361	355	349	343	337	Actual	390	360	365	317	322	320	402	329		
	2010	2011	2012	2013	2014	2015	2016	2017	2018	2019																																	
SHSP Goal Long Term			365	363	362	361	355	349	343	337																																	
Actual	390	360	365	317	322	320	402	329																																			
Source: NHTSA/FARS and Iowa DOT																																											
Iowa recorded an 18.16% decrease in traffic fatalities between 2016 and 2017, and the state remains in line to meet the collaborative SHSP long-term target.																																											
The target goal for the number of traffic fatalities was set in cooperation and continuous partnerships between the Iowa Department of Transportation, the Iowa Department of Public Safety/Governor’s Traffic Safety Bureau, and other traffic safety professionals including the Federal Highway Administration and the Federal Motor Carrier Safety Administration during the Strategic Highway Safety Plan update meetings.																																											

SERIOUS INJURIES	NHTSA Core Outcome Measure C-2
-------------------------	---------------------------------------

Target(s):
Collaborative SHSP Target (long-term): Reduce serious injuries 15% from the 2007-2011 average of 1,717 (5-year average) to 1,459 by January 1, 2020.
Collaborative Annual Target (Consistent with the Highway Safety Improvement (HSIP) Target: 1,562.2

Result: There were 1,460 serious injuries recorded in 2017. The 5-year average (2013-2017) is 1498.6.



Source: Iowa Department of Transportation

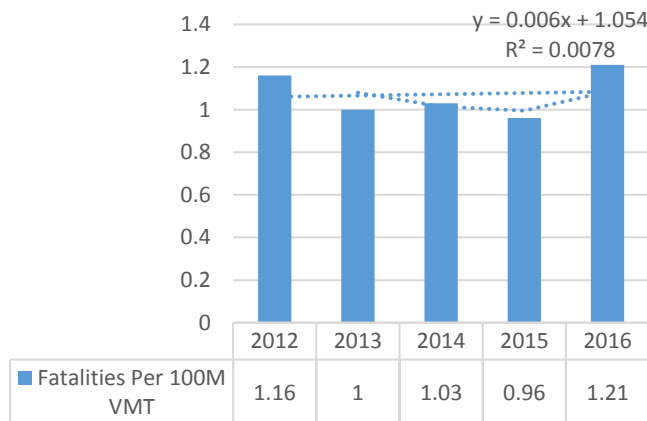
Iowa recorded a 3.12% decrease in serious injuries between 2016 and 2017, and the state remains in line to meet the collaborative SHSP long-term target.

The target goal for the number of serious injuries was set in cooperation and continuous partnerships between the Iowa Department of Transportation, the Iowa Department of Public Safety/Governor’s Traffic Safety Bureau, and other traffic safety professionals including the Federal Highway Administration and the Federal Motor Carrier Safety Administration during the Strategic Highway Safety Plan update meetings.

FATALITIES PER 100M VEHICLE MILES TRAVELED	NHTSA Core Outcome Measure C-3
---	---------------------------------------

Target: Collaborative Annual Target (HSIP/HSP): 1.08

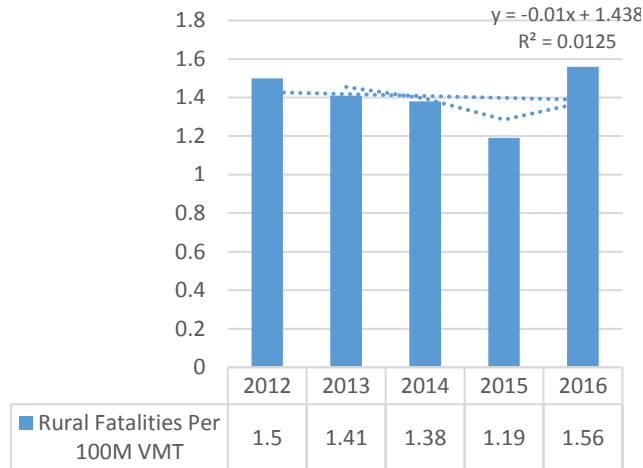
Result: Fatalities per 100M vehicle miles traveled (2016) was 1.21. 2017 FARS data was not available at the time this report was written; therefore, 2016 data was used.



RURAL FATALITIES PER 100M VEHICLE MILES TRAVELED

Target: Reduce rural fatalities per 100M vehicle miles traveled 4.25% from the 2011-2015 average of 1.41 to 1.35 by December 31, 2018.

Result: Rural fatalities per 100M vehicle miles traveled increased 10.64% from the 2011-2015 average of 1.41 to 1.56. 2017 FARS data was not available at the time this report was written; therefore, 2016 data was used.

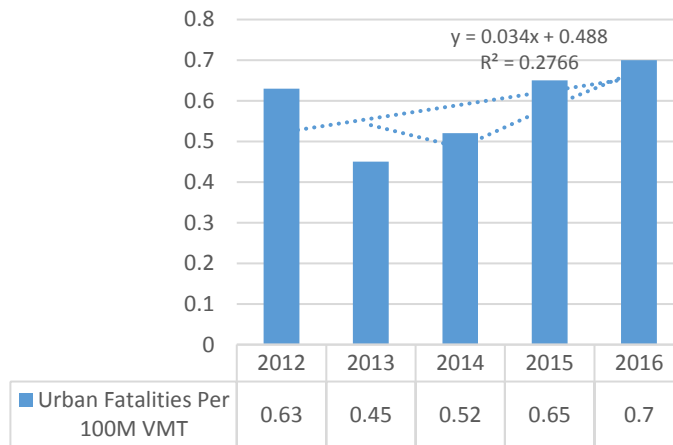


Source: NHTSA/FARS

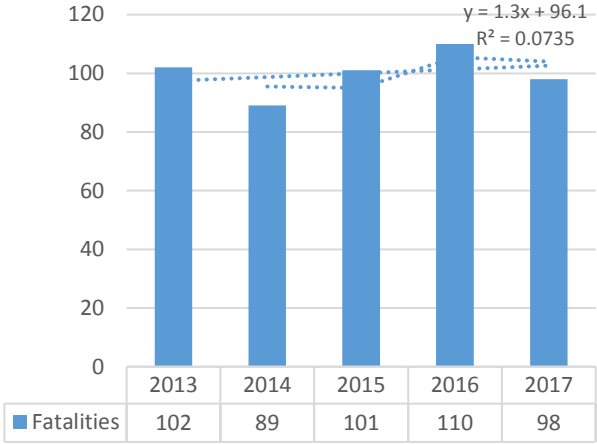
URBAN FATALITIES PER 100M VEHICLE MILES TRAVELED

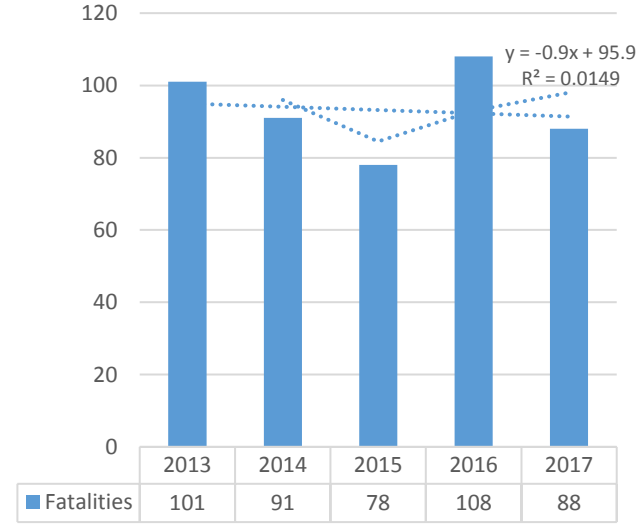
Target: Reduce urban fatalities per 100M vehicle miles traveled 9.09% from the 2011-2015 average of .55 to .50 by December 31, 2018.

Result: Urban fatalities per 100M vehicle miles traveled increased 27.27% from the 2011-2015 average of .55 to .70. 2017 FARS data was not available at the time this report was written; therefore, 2016 data was used.



Source: NHTSA/FARS

UNRESTRAINED PASSENGER VEHICLE OCCUPANT FATALITIES/ALL SEAT POSITIONS	NHTSA Core Outcome Measure C-4												
<p>Target: Reduce unrestrained passenger vehicle occupant fatalities 9.52% from the 2011-2015 average of 105 to 95 by December 31, 2018.</p>													
<p>Result: Unrestrained passenger vehicle occupant fatalities decreased 6.66% from the 2011-2015 average of 105 to 98.</p>													
 <table border="1" data-bbox="235 871 828 955"> <thead> <tr> <th></th> <th>2013</th> <th>2014</th> <th>2015</th> <th>2016</th> <th>2017</th> </tr> </thead> <tbody> <tr> <td>Fatalities</td> <td>102</td> <td>89</td> <td>101</td> <td>110</td> <td>98</td> </tr> </tbody> </table> <p>Source: NHTSA/FARS</p>		2013	2014	2015	2016	2017	Fatalities	102	89	101	110	98	<p>Although the target for 2018 was not met, passenger vehicle occupant fatalities decreased 10.91% between 2016 and 2017. The 5-year linear trend line remains slightly upward; but the moving average shows a very slight decrease. Efforts will continue in FFY 2019 to enforce seat belt laws and educate the public on the importance of belt usage. Media and marketing efforts, including social media, will also continue to encourage belt usage. An emphasis will also be placed on law enforcement to recognize the importance of reporting belt usage in fatal crashes, as the number of cases where belt usage is being reported as “unknown” has risen over the past 2 years.</p>
	2013	2014	2015	2016	2017								
Fatalities	102	89	101	110	98								

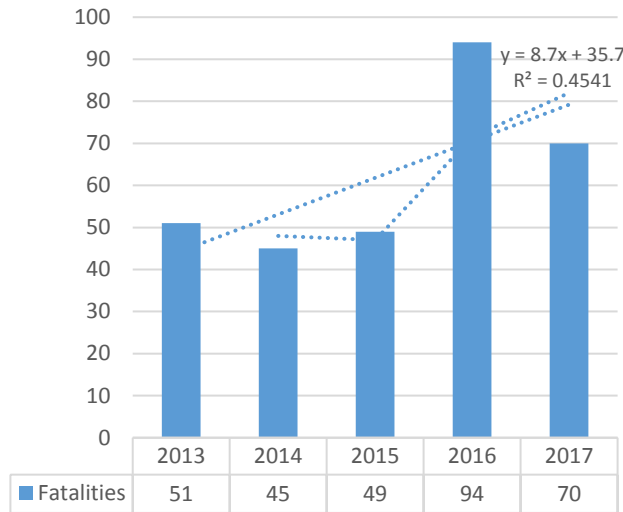
ALCOHOL-IMPAIRED DRIVING FATALITIES	NHTSA Core Outcome Measure C-5												
<p>Target: Reduce alcohol-impaired driving fatalities 3.33% from the 2011-2015 average of 90 to 87 by December 31, 2018.</p>													
<p>Result: Alcohol-impaired driving fatalities decreased 2.22% from the 2011-2015 average of 90 to 88.</p>													
 <table border="1" data-bbox="235 1711 868 1795"> <thead> <tr> <th></th> <th>2013</th> <th>2014</th> <th>2015</th> <th>2016</th> <th>2017</th> </tr> </thead> <tbody> <tr> <td>Fatalities</td> <td>101</td> <td>91</td> <td>78</td> <td>108</td> <td>88</td> </tr> </tbody> </table> <p>Source: NHTSA/FARS</p>		2013	2014	2015	2016	2017	Fatalities	101	91	78	108	88	<p>Although the target for 2018 was not met, alcohol-impaired driving fatalities decreased by 20 between 2016 and 2017. The significant number of fatalities in 2016 is adversely affecting the moving average; but a 5-year linear trend line is starting to depict downward. Enforcement and education will remain the focus in the area of impaired driving. In FFY 2019, the Impaired Driving Coalition will continue to meet and build upon the strategies and recommendations identified in the Impaired Driving Blueprint. The state will also continue to emphasize the importance of ARIDE and DRE training as a mechanism to combat impaired driving. In 2019, Iowa will also participate in the NHTSA Region 7 4-20 impairment event.</p>
	2013	2014	2015	2016	2017								
Fatalities	101	91	78	108	88								

SPEEDING-RELATED FATALITIES

NHTSA Core Outcome Measure C-6

Target: Reduce speeding-related fatalities 5.36% from the 2011-2015 average of 56 to 53 by December 31, 2018.

Result: Speeding-related fatalities increased 25% from the 2011-2015 average of 56 to 70.



Source: NHTSA/FARS

Speeding-related fatalities remain a major concern in Iowa. The 2018 target was not met. The significant number of speeding-related fatalities recorded in 2016 adversely affects both the 5-year linear trend and the moving average.

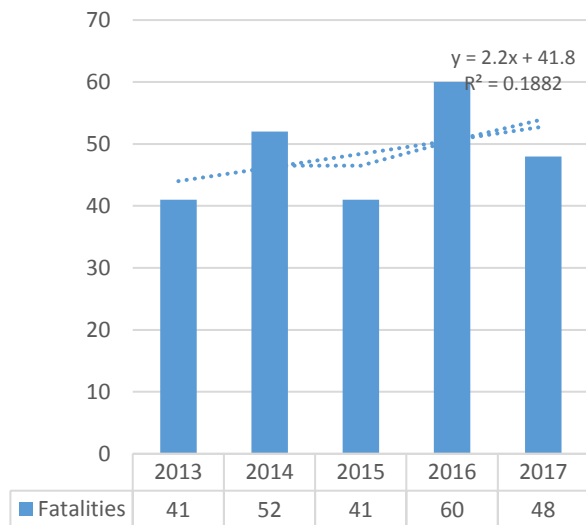
In FFY 2019, speed-related enforcement will remain a priority.

MOTORCYCLIST FATALITIES

NHTSA Core Outcome Measure C-7

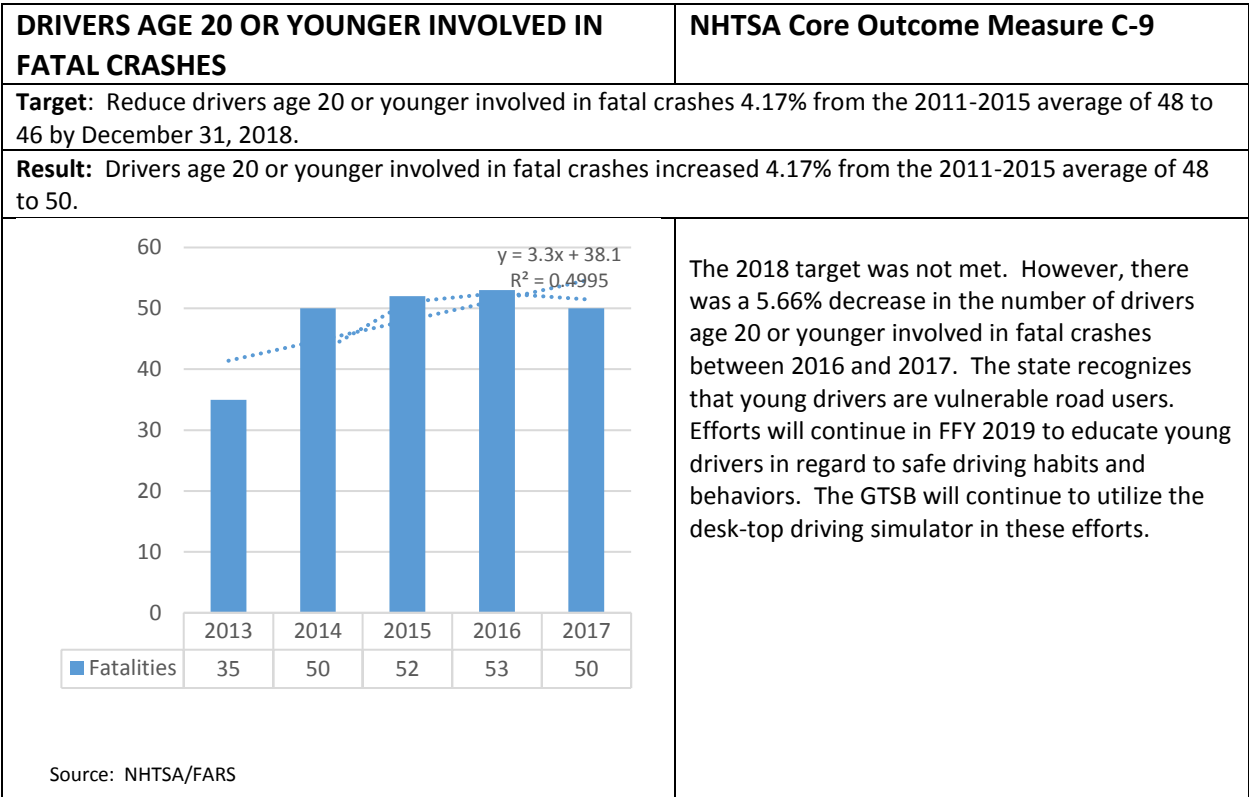
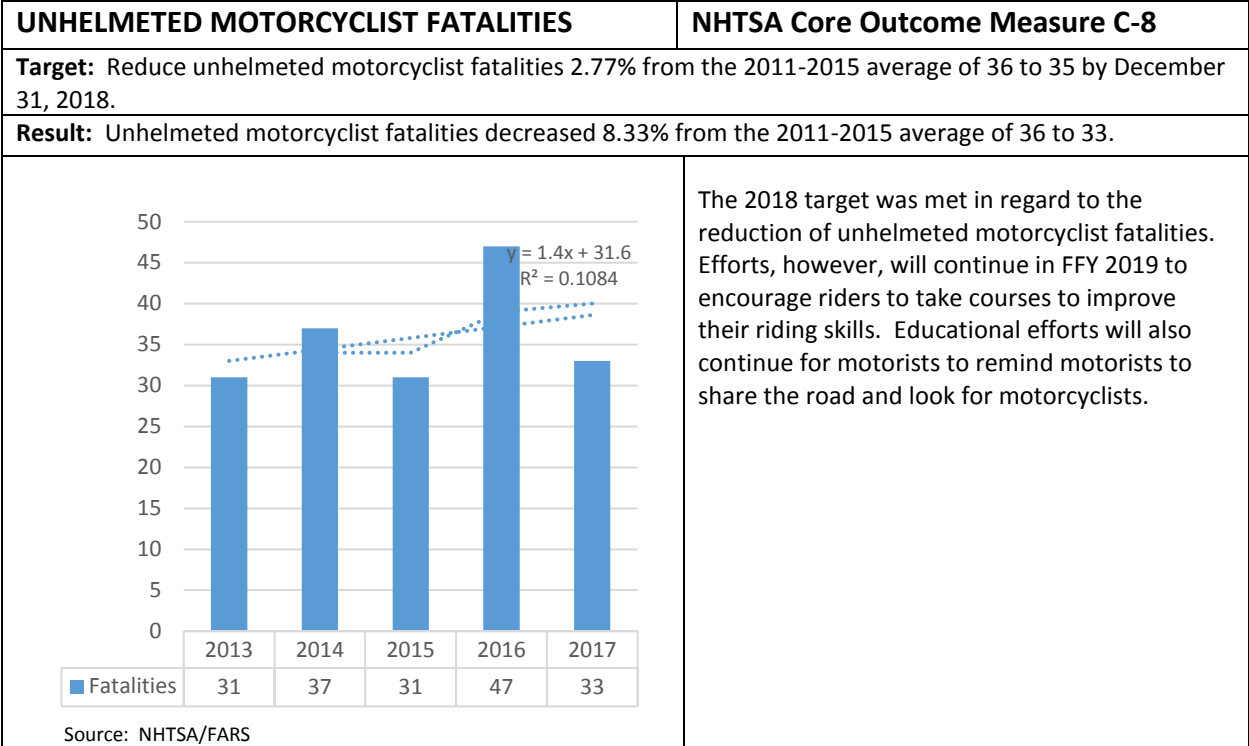
Target: Reduce motorcyclist fatalities 2.17% from the 2011-2015 average of 46 to 45 by December 31, 2018.

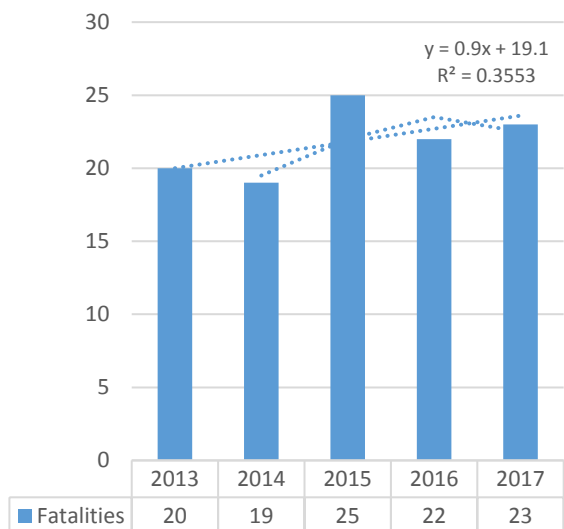
Result: Motorcyclist fatalities increased 4.35% from the 2011-2015 average of 46 to 48.

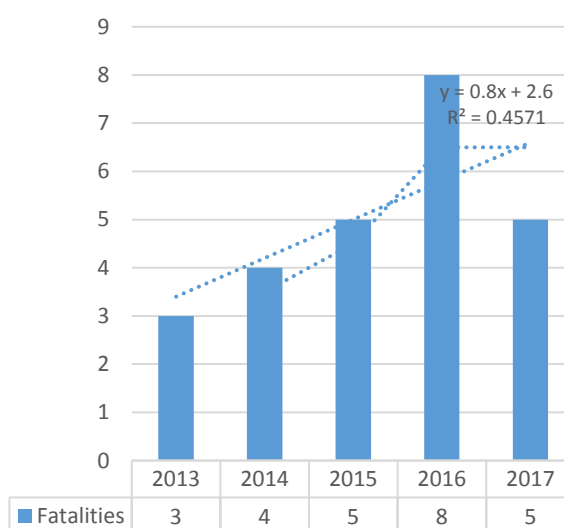


Source: NHTSA/FARS

Although the target for 2018 was not met, motorcyclist fatalities decreased 20% between 2016 and 2017. The high number of motorcyclist fatalities recorded in 2016 adversely affects both the 5-year linear trend and the moving average. In FFY 2019, efforts will continue to encourage riders to take courses to improve their riding skills. Educational efforts will also continue to remind motorists to share the road and to look for motorcyclists.



PEDESTRIAN FATALITIES	NHTSA Core Outcome Measure C-10												
Target: Reduce pedestrian fatalities 4.55% from the 2011-2015 average of 22 to 21 by December 31, 2018.													
Result: Pedestrian fatalities increased 4.54% from the 2011-2015 average of 22 to 23.													
 <table border="1" data-bbox="243 819 803 892"> <thead> <tr> <th></th> <th>2013</th> <th>2014</th> <th>2015</th> <th>2016</th> <th>2017</th> </tr> </thead> <tbody> <tr> <td>Fatalities</td> <td>20</td> <td>19</td> <td>25</td> <td>22</td> <td>23</td> </tr> </tbody> </table> <p data-bbox="240 913 430 934">Source: NHTSA/FARS</p>		2013	2014	2015	2016	2017	Fatalities	20	19	25	22	23	<p data-bbox="868 346 1421 451">The 2018 target for the reduction of pedestrian fatalities was not met. Over the past 5 years Iowa has averaged 22 pedestrian fatalities a year.</p> <p data-bbox="868 472 1421 609">Section 405c funding was utilized in 2018 to support research efforts through the University of Iowa Injury Prevention Research Center in regard to vulnerable road users.</p> <p data-bbox="868 630 1421 745">The state needs to develop innovative countermeasures to further address pedestrian safety.</p>
	2013	2014	2015	2016	2017								
Fatalities	20	19	25	22	23								

BICYCLIST FATALITIES	NHTSA Core Outcome Measure C-11												
Target: Reduce bicycle fatalities 25% from the 2011-2015 average of 4 to 3 by December 31, 2018.													
Result: Bicyclist fatalities increased 25% from the 2011-2015 average of 4 to 5.													
 <table border="1" data-bbox="243 1617 803 1690"> <thead> <tr> <th></th> <th>2013</th> <th>2014</th> <th>2015</th> <th>2016</th> <th>2017</th> </tr> </thead> <tbody> <tr> <td>Fatalities</td> <td>3</td> <td>4</td> <td>5</td> <td>8</td> <td>5</td> </tr> </tbody> </table> <p data-bbox="240 1711 430 1732">Source: NHTSA/FARS</p>		2013	2014	2015	2016	2017	Fatalities	3	4	5	8	5	<p data-bbox="868 1155 1421 1291">The 2018 target for the reduction of bicyclist fatalities was not met. The number of bicyclists fatalities recorded for 2016 adversely affects the 5-year linear trend line and the moving average.</p> <p data-bbox="868 1312 1421 1449">Section 405c funding was utilized in 2018 to support research efforts through the University of Iowa Injury Prevention Research Center in regard to vulnerable road users.</p> <p data-bbox="868 1470 1421 1585">The state needs to develop innovative countermeasures to further address bicyclist safety.</p>
	2013	2014	2015	2016	2017								
Fatalities	3	4	5	8	5								

NHTSA Core Behavior Measures

Observational Safety Belt Usage Survey / B-1

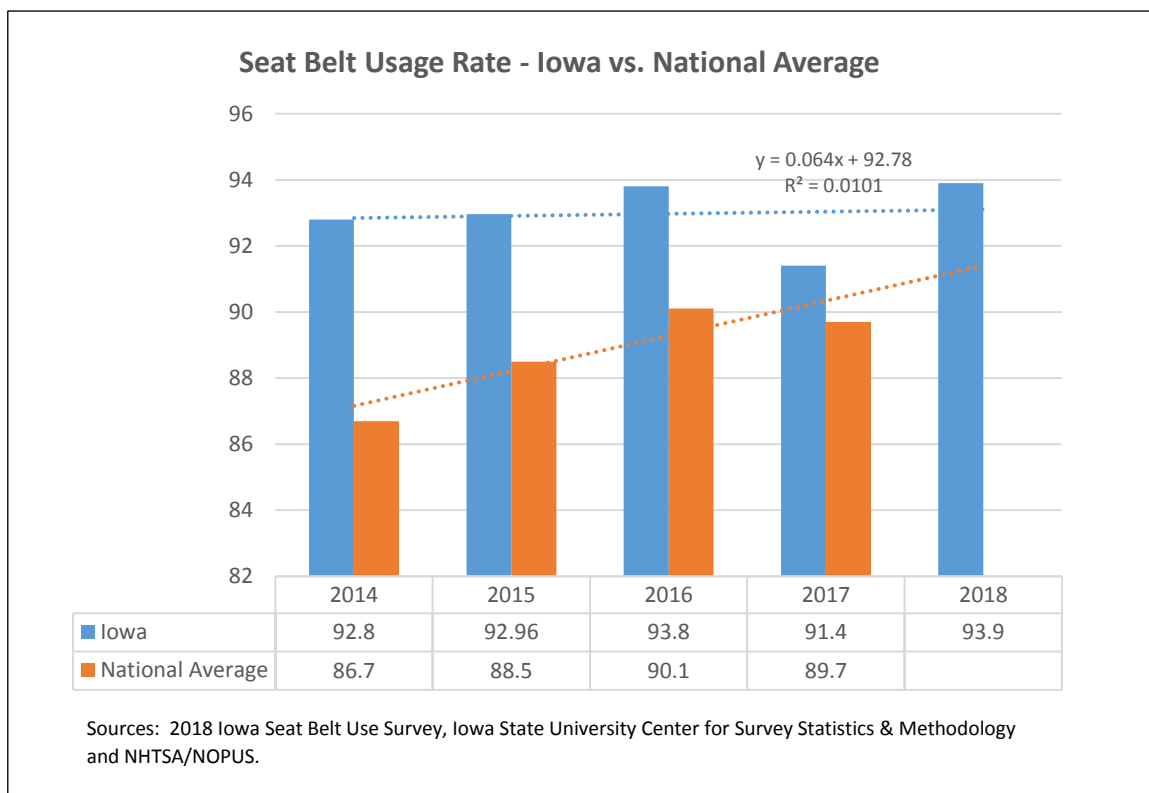
The Governor’s Traffic Safety Bureau contracted with Iowa State University’s Center for Survey Statistics and Methodology (CSSM) to conduct the annual seat belt survey. Eighty-four (84) sites were sampled for the annual observation. This represents five sites within fifteen sampled counties and 14 different sites in Polk County.

The 2018 seat belt use data collection resulted in the observation of 13,244 passenger vehicles, with a right front seat passenger in 5,212 of those vehicles, for a total of 18,456 potential observations of belt use. Of these, 18,456 observations, there were 12,469 drivers and 4,743 right front passengers who were observed to be wearing seat belts. Seat belts were not worn by 538 drivers and 346 right passengers. Data collectors were unable to observe the seat belt use of 237 drivers and 123 passengers. The unknown use, or “nonresponse rate,” is .0195 or 1.85%. This is well within the range allowed by federal regulations, which require the nonresponse rate to be below 10%.

Ten quality control checks were completed in 2018. Each of the five primary data collectors were observed by a quality control monitor at two unannounced sites to ensure compliance with project protocols. This comprises 12% of the sites, which exceeds the minimum of 5% required by federal regulations. No problems were identified through these quality control checks.

The number of observations in 2018 is 635 fewer than in 2017, which represents a decrease of 3.3%. The number of observations varies from year to year in part because sites are intentionally observed on different days of the week and times of day as much as practical. Federal regulations require a minimum of 7,500 observations, and the 2018 total of 13,244 passenger vehicles with 18,456 observed occupants far exceeds the minimum requirement.

Federal regulations require the calculation of seat belt use to be conducted with weighted data as described in the approved survey plan. Based on the weighted data, **Iowa’s overall seat belt use rate for 2018 is 93.9%** with an estimated standard error of .59 (± 1%).



Public Awareness/Attitude Survey / B-2

Since 2010, public awareness /attitude surveys of licensed drivers has been conducted with the objective to focus on driving patterns and effectiveness of media campaigns which are centered on national mobilizations and high visibility efforts. The 2018 was conducted by Iowa State University's Center for Survey Statistics and Methodology, 18-402-MOOP, Task 05-00-00. The survey was conducted in accordance with the recommendations agreed upon by the NHTSA-GHSA working groups. The survey was conducted at Iowa Department of Transportation Driver Licensing Offices in Ankeny, Cedar Rapids, Council Bluffs, Fort Dodge and Mason City between the hours of 8:30 a.m. and 5:00 p.m. The survey was voluntary and anonymous. The yearly goal was to survey a minimum of 500 licensed drivers. The 2018 survey collected information from 856 respondents.

The following provides the responses, by percentage of respondents, for the 2018 survey.

2018 Public Awareness / Traffic Safety Survey			
Summarized Results			
Question		Results (% of Respondents)	
1.	How often do you use safety belts when you drive or ride in a car, van, sport utility vehicle or pick-up?	Always	88.67
		Nearly Always	7.71
		Sometimes	2.57
		Seldom	0.58
		Never	0.47
2.	In the past <u>30 days</u> , have you read, seen or heard about safety belt enforcement by any law enforcement agency?	Yes	53.74
		No	46.03
		Response Missing	0.23
3.	In the past <u>30 days</u> , have you read, seen, or heard about night-time traffic enforcement by any law enforcement agency?	Yes	22.20
		No	77.45
		Response Missing	0.35
4.	What do you think your chances are of getting a ticket if you don't wear your safety belt?	Very Likely	43.22
		Somewhat Likely	40.30
		Unlikely	11.80
		Highly Unlikely	4.21
		Response Missing	0.47
5.	Do you think the new law requiring everyone under the age of 18 to be buckled up regardless of their seating position in a vehicle is a good law? (Enacted 07/01/2010)	Yes	94.16
		No	5.61
		Response Missing	0.23
6.	On a local road with a 25 mph speed limit, how often do you drive faster than 35 mph?	Most of the Time	4.09
		Half of the Time	12.97
		Rarely	46.96
		Never	35.86
		Response Missing	0.12
7.	On a road with a 65 mph speed limit, how often do you drive faster than 75 mph?	Most of the Time	5.49
		Half of the Time	16.12
		Rarely	40.19
		Never	38.20
8.	In the past <u>30 days</u> , have you read, seen, or heard about any speed enforcement by any law enforcement agency?	Yes	55.49
		No	44.39
		Response Missing	0.12
9.	What do you think the chances are of getting a ticket if you drive over the speed limit?	Very Likely	41.36
		Somewhat Likely	48.25

		Unlikely	7.25
		Highly Unlikely	2.80
		Response Missing	0.35
10.	In the past 30 days, how many times have you driven a vehicle within 2 hours after drinking alcoholic beverages?	None	85.40
		1 Time	7.71
		2 Times	4.67
		3 Times	1.17
		4 or More	0.93
		Response Missing	0.12
11.	In the past 30 days, have you read, seen or heard about drunk driving enforcement by any law enforcement agency?	Yes	64.25
		No	35.51
		Response Missing	0.23
12.	What do you think your chances are of someone getting arrested if they drive after drinking?	Very Likely	54.91
		Somewhat Likely	36.68
		Unlikely	5.61
		Highly Unlikely	2.10
		Response Missing	0.70
13.	How often do you drive on gravel roads?	Daily	12.73
		Once a Week	14.84
		Once a Month	27.10
		Once a Year	29.09
		Never	16.00
		Response Missing	0.23
14.	How often do you drive on rural hard surface roads?	Daily	42.76
		Once a Week	16.36
		Once a Month	21.26
		Once a Year	12.03
		Never	7.24
		Response Missing	0.35
15.	How often do you use a cell phone when you drive?	Always	5.84
		Sometimes	21.03
		Seldom	21.96
		Only When Receiving a Call	21.14
		Never	29.56
		Response Missing	0.47
16.	How often do you text or use e-mail when you drive?	Always	1.52
		Sometimes	6.78
		Seldom	14.95
		Only to Read Text or E-mail	6.43
		Never	69.98

		Response Missing	0.35
17.	Gender	Male	46.73
		Female	52.10
		Response Missing	1.17
18.	Age	Under 21	10.86
		21 – 25	10.40
		26 – 39	23.01
		40 – 59	33.41
		60 - 74	16.71
		75 or Older	5.37
		Response Missing	0.23
19.	Have you ever fallen asleep while driving?	Yes	16.12
		No	82.48
		Response Missing	1.40
20.	How often do you get drowsy while driving?	Daily	2.45
		Once a Week	5.49
		Once a Month	14.02
		Once a Year	29.32
		Never	46.96
		Response Missing	1.75
21.	How often do you briefly doze off while driving?	Daily	0.82
		Once a Week	1.17
		Once a Month	2.80
		Once a Year	12.73
		Never	80.72
		Response Missing	1.75

A copy of the complete survey is provided as ATTACHMENT A.

Activity Measures/Grant Funded Activity

A-1	Safety Belt Citations	6,014
A-2	OWI Arrests	2,056
A-3	Speed Citations	40,499

Statewide Evidence-Based Enforcement Program

High Visibility Enforcement

Section 402 and 405d funding was utilized to support high visibility efforts throughout the state. In addition to high visibility enforcement being part of the Evidence-Based Enforcement Plan, such efforts were also included as a primary emphasis area of the State Strategic Highway Safety Plan.



Short-term high visibility enforcement has been a proven and effective countermeasure for years. High visibility enforcement emphasizes not only law enforcement but also education components and publicity. Enforcement efforts in Iowa are

year-round efforts but there is additional emphasis on the focus areas during the national mobilization periods.

To ensure activity and efforts are evidence-based, traffic data is utilized. Accurate and complete data is vital to target problematic areas, identify behavior causations, and for the most effective deployment of law enforcement. The statewide traffic records system is comprised of six core datasets: Crash, Vehicle, Driver, Roadway, Citation/Adjudication, and EMS/Injury Surveillance. These datasets are continuously reviewed for accuracy, completeness, timeliness, uniformity, accessibility and integration. It is a continuous goal of the Statewide Traffic Records Coordinating Committee (STRCC), to make traffic data more readily available. With the support of the Iowa Department of Transportation, a web-based analytical tool has been developed over the past several years, <http://icat.iowadot.gov> (formerly known as SAVER, <http://saver.iowadot.gov>). Data and analytical requests are also supported on a regular basis by the Iowa Department of Transportation and In-Trans at Iowa State University.

Special Enforcement Projects

sSTEP – In FFY 2018, 169 law enforcement agencies were contracted as sSTEP (special Traffic Enforcement Program) agencies. sSTEP waves coincided with the NHTSA national mobilization periods in May and August/September. In addition to the five enforcement waves throughout the year, agencies were asked to work with local media. Pre- and post-wave observational safety belt surveys were conducted and reported. The program encourages the smaller, rural community enforcement agencies to collaborate on traffic safety initiatives. See synopsis on page 20.

High Five Rural Traffic Safety Project (High Five) – FFY 2018 was the 4th year for the High Five project. The focus in 2018 was impaired driving. See synopsis on page 33.

Regional 420 Enforcement Mobilization- Incidents of drug-impaired driving are increasing on the nation's roadway. In April 2018, NHTSA Region 7 conducted a Regional 420 Enforcement Mobilization. The term '420' has become synonymous with drug use, thus the reason for conducting the event 4/20 – 22, 2018. The goal of the event was to bring awareness and enforcement to the issue of drug-impaired driving across the region. See synopsis on page 27.

Central Iowa Traffic Safety Task Force (CITSTF) – CITSTF involves law enforcement agencies from Polk, Warren and Dallas counties in central Iowa. Throughout the year the task force conducts numerous multi-jurisdictional enforcement projects. In addition to the benefits of the high visibility enforcement and coordinated efforts, the projects also glean a lot of positive media attention and coverage in central Iowa.



The Central Iowa Traffic Safety Task Force conducts numerous multi-jurisdictional enforcement projects annually.

Overtime enforcement efforts supported by NHTSA funding for FFY 2018 (does not include sSTEP) resulted in the following activity.

Overtime Enforcement Hours	29,935.75	Seat Belt Warnings (Nighttime)	369
Overtime Educational Hours	406.60	Child Restraint Citations	161
OWI Arrests – Alcohol	1,043	Child Restraint Warnings	180
OWI Tested – No Arrests	1,409	Speed Citations	15,535
OWI Arrests – Drugs	158	Speed Warnings	12,506
# DRE Call Outs (GTSB Stop Only)	29	Stop Sign/Light Citations	1,252
OWI Drug Tested – No Arrest	58	Stop Sign/Light Warnings	1,243
.02 Violations	40	No Texting Law Citation	102
Underage Possession (Traffic Only)	122	No Texting Law Warnings	136
Open Container	312	No Electronic Device Citation	137
Seat Belt Citations (Daytime)	2,263	No Electronic Device Warning	173
Seat Belt Warning (Daytime)	1,078	Other Traffic Violation Citation	11,776
Seat Belt Citations (Nighttime)	623	Other Traffic Violation Warning	29,254

Traffic Safety Operation Plan

As a result of law enforcement partnership meetings held across the state, three areas of emphasis were identified as imperative for an agency to have a highly successful traffic safety program.

1. Agency leadership must support and emphasize traffic safety issues.
2. Agencies must have set traffic safety goals; having statewide goals to coordinate with is helpful.
3. Agencies would benefit from having a Traffic Safety Operation Plan.

In FFY 2018, the GTSB prepared a Traffic Safety Operation plan to assist agencies in creating or enhancing their own plan.

Project Contribution to Meeting Highway Safety Targets:

Each project summary listed within this report provides a paragraph which specifies how the project contributed to the targets set forth within the FFY 2018 Highway Safety Plan.

Projects Not Implemented/Target Not Met:

The FFY 2018 Highway Safety Plan includes all planned activities, projects and funding allocated. The project agreements/agencies listed below were not implemented or did not meet the expected results. Explanations are provided for each respective project on the pages identified.

Page 20 - sSTEP Agencies


Akron Police Department
Asbury Police Department
Cherokee Police Department
Colfax Police Department
DeSoto Police Department
Elkader Police Department
Garner Police Department
Greene County Sheriff's Office
Guthrie County Sheriff's Office
Guttenberg Police Department
Harlan Police Department
Hartley Police Department
Janesville Police Department
Lamoni Police Department

LaPorte City Police Department
Mapleton Police Department
New Vienna Police Department
Parkersburg Police Department
Pleasantville Police Department
Postville Police Department
Pottawattamie County Sheriff's Office
Sabula Police Department
Sac County Sheriff's Office
Sumner Police Department
Stuart Police Department
Vinton Police Department
Washington Police Department
Webster City Police Department

Page 30 - Mercy Medical Center Foundation / REAP

Page 32- 24/7

Page 49 - Iowa State Patrol/Electronic Data Recovery



Occupant Protection

Project Overview:

When Iowa's primary safety belt law was enacted in July of 1986, only 18% of drivers in the state regularly wore a safety belt. Since that time, the state has seen a significant increase in the usage rate and has been able to maintain a belt usage rate above the national average for several years. The 2018 Observational Safety Belt Usage Survey conducted by Iowa State University, Center for Survey Statistics and Methodology, concluded the state's usage rate at 93.9%.¹ (See "Observational Seat Belt Usage Survey" – B-1, Page 9). Iowa's usage rate is above the national average of 89.7% (2017). Iowa is ranked as a "high" usage rate state pursuant to FAST-Act legislation.

In spite of a high observational usage rate, at the end of calendar year 2017, 43.8% of passenger vehicle fatalities were recorded as not wearing a safety belt with another 13.64% recorded as "unknown" in regard to usage.

Targets:

- Reduce unrestrained passenger vehicle occupant fatalities 9.52% from the 2011-2015 average of 105 to 95 by December 31, 2018.
- Increase the statewide safety belt usage rate .213% from the 2016 observational survey rate of 93.8% to 94.1% in 2018.

Strategies:

- Through the administration of Section 402 and 405b, support overtime to be used for high visibility enforcement of Iowa's primary safety belt law and support partner educational efforts with the goal to ultimately change driving behaviors.
- Promote awareness through a variety of media strategies.
- Maintain seat belt/occupant protection information, including a car seat calculator, on the GTSB microsite, www.drivesmartiowa.com.
- Maintain the 31 inspection stations throughout the state.

Outcomes/Results:

- Unrestrained passenger vehicle occupant fatalities decreased 6.66% from the 2011-2015 average of 105 to 98.
- The statewide safety belt usage rate increased 2.74% from the 2017 rate of 91.4% to 93.9% in 2018.

Both enforcement and educational components have strengthened Iowa's seat belt usage over the years. Enforcement partners played a significant role in enforcing belt laws throughout the year. There was an emphasis in seat belt enforcement throughout the state during the national mobilization "Click It or Ticket".

In 2017, the seat belt usage rate was recorded at 91.4%. This was an effort to make sure the survey results and survey locations were shared with local county sheriffs and the Iowa State Patrol, especially in the areas which resulted in lower usage rates with the goal to bolster overall usage. Agencies that were funded through Section 402 conducted seat belt usage surveys twice throughout the year to assess usage throughout the state.

The 2018 seat belt usage rate of 93.9% allowed for Iowa to remain a "high" usage rate state. In addition, Iowa's Child Passenger Safety (CPS) program continues to be a model for other states across the nation. With the number of inspection stations and other educational events held throughout the state, there is a vast opportunity to utilize the expertise of the nearly 400 certified CPS technicians across the state in the area of child passenger safety.

¹ Iowa Seat Belt Use Survey, 2018 Data Collection Methodology Report, September 11, 2018, Iowa State University, Center for Survey Statistics and Methodology.

The Cedar Rapids Police Department utilized their Facebook page to help spread information about child passenger safety and Child Passenger Safety Seat Week.



Project: Law Enforcement/HVE – Section 402/Occupant Protection

Agency:

Scott County Sheriff's Office
 Council Bluffs Police Department
 DeWitt Police Department
 Dubuque Police Department
 Marion County Sheriff's Office
 Marion Police Department
 Pella Police Department
 West Des Moines Police Department

Project Number:

18-402-MOOP, Task 09-00-00
 18-402-MOOP, Task 02-00-00
 18-402-MOOP, Task 03-00-00
 18-402-MOOP, Task 04-00-00
 18-402-MOOP, Task 06-00-00
 18-402-MOOP, Task 07-00-00
 18-402-MOOP, Task 08-00-00
 18-402-MOOP, Task 10-00-00

The following table provides the overtime activity of agencies funding by Section 402/Occupant Protection:

Overtime Enforcement Hours	3,165	Seat Belt Warnings (Nighttime)	43
Overtime Educational Hours	6	Child Restraint Citations	10
OWI Arrests – Alcohol	60	Child Restraint Warnings	12
OWI Tested – No Arrests	90	Speed Citations	2,016
OWI Arrests – Drugs	3	Speed Warnings	660
# DRE Call Outs (GTSB Stop Only)	4	Stop Sign/Light Citations	121
OWI Drug Tested – No Arrest	10	Stop Sign/Light Warnings	94
.02 Violations	1	No Texting Law Citation	6
Underage Possession (Traffic Only)	4	No Texting Law Warnings	15
Open Container	21	No Electronic Device Citation	8
Seat Belt Citations (Daytime)	657	No Electronic Device Warning	6
Seat Belt Warning (Daytime)	220	Other Traffic Violation Citation	1,206
Seat Belt Citations (Nighttime)	37	Other Traffic Violation Warning	2,021

Activities performed by the aforementioned agencies contributed to the targets identified in the Highway Safety Plan by enforcing and promoting laws which in turn contributed to the increase in belt usage.

Project: Statewide Child Passenger Safety (CPS Program)

Agency: Unity Point Health – Blank Children’s Hospital

**Project Number(s): 18-405b-M1CSS, Task 01-00-00
18-405b-M1OP, Task 01-00-00**

During FFY 2018, Blank Children’s Hospital held four (4) CPS Technician courses:

October 3 – 5, 2017	Norwalk Fire Department
February 27 – March 1, 2018	Norwalk Fire Department
April 10 – 12, 2018	Coralville Fire Station #1
September 4 – 6, 2018	Norwalk Fire Department

These four classes’ yielded 57 new certified child passenger safety technicians in 30 different counties in Iowa. The Annual CPS Technician Conference was held on April 30, 2018, In Altoona, IA.

The car seat loaner program for children with special healthcare needs continues to be a resource at Blank Children’s Hospital. This program also provides a giveaway restraint to families in financial need who have babies being discharged at less than 5 pounds.

A car seat safety class for new and expectant parents was offered 12 times this fiscal year at Blank Children’s Hospital and Methodist West Hospital. The class consisted of a classroom component, including a presentation, discussion and demonstrations. One-on-one installation assistance could be made by appointment. 118 couples attended.

Other activities during FFY 2018 included check-up events and the continued availability of resource information. During the year, CPS Technicians inspected 2,301 child safety seats. From such inspections, 633 seats were distributed to families in need. Blank Children’s Hospital continues to maintain a website which is a valuable resource for technicians and caregivers alike. During the fiscal year, 8,637 English CPS law fliers and 1,422 Spanish fliers were shipped statewide.

National Child Passenger Safety Week was September 23 – 29, 2018. This year’s focus was on messaging to teen passengers as it related to the portion of Iowa’s CPS law that requires anyone under the age of 18 to be belted in the back seat of a passenger vehicle. Blank Children’s Hospital partnered with the Iowa Department of Transportation to display a “Monday Message” on DOT electronic message boards. The message displayed the Monday of CPS week was “Buckle in the Backseat Required Under 18 Smart for All”.

This project contributed to the targets listed in the Highway Safety Plan as the data collected is used to evaluate the effectiveness of traffic safety programs throughout the state.

Project: Annual Public Awareness/Attitude Survey

Agency: Iowa State University, Center for Survey Statistics & Methodology

Project Number: 18-402-M0OP, Task 05-00-00

Iowa State University, Center for Survey Statistics & Methodology (CSSM) conducted the 2018 Public Awareness/Traffic Safety Survey. The survey provided information about driving behaviors and the public’s awareness of traffic safety messaging and media campaigns. The survey was conducted at five Iowa Department of Transportation Driver Licensing Stations in the following cities: Ankeny, Cedar Rapids, Council Bluffs, Fort Dodge, and Mason City. The responses were collected and analyzed by the CSSM Staff. See “Public Awareness/Traffic Safety Survey” on page 10 and ATTACHMENT A for detailed information in regard to the survey results.

This project contributed to the targets listed in the Highway Safety Plan as the data collected is used to evaluate the effectiveness of traffic safety programs and marketing/messaging throughout the state.

Project: Central Iowa Traffic Safety Task Force (CITSTF)

Agency: Altoona Police Department

Project Number: 18-402-MOOP, Task 01-00-00

Funding in 2018 supported the Central Iowa Traffic Safety Task Force (CITSTF) one-day training seminar for task force agencies. The 2018 training seminar was held on September 9, 2018 for law enforcement officers and local prosecutors. The keynote speaker spoke about marijuana DUIs in Colorado and how the trend is coming to Iowa.



Agencies that make up CITSTF partner on numerous occasions throughout the year to conduct multi-agency traffic enforcement projects. Such activities gain a lot of media attention in the Des Moines metro area.

This project contributed to the targets listed in the Highway Safety Plan through training and the enforcement of traffic laws which in turn help promote overall traffic safety.

Project: Annual Governor's Highway Traffic Safety Conference

Agency: Iowa State University, Conference Planning and Management

Project Number: 18-402-MOOP, Task 00-00-29 (Split)

The Annual Governor's Highway Traffic Safety Conference provided a venue for traffic safety partners for all disciplines to come together for training and networking. The 2018 agenda contained a variety of traffic safety related speakers, subjects, and vendors. The 2018 conference was held April 25 - 26, 2018, in West Des Moines, Iowa, and was attended by 275 individuals.

Iowa State University Conference Planning and Management were vital in the coordination, planning and execution of the 2018 conference. ISU's efforts included designing a website and electronic communication to distribute to previous attendees as well as through the GTSB list serve to promote the event. During the conference, ISU provided registration services and helped coordinate activities. Conference evaluations were tallied and presented to the GTSB. ISU also assisted in securing a location for the 2019 conference.


This project contributed to the targets listed in the Highway Safety Plan as the annual conference is an opportunity for traffic safety professionals to gather and gain knowledge from the information presented. The conference also provides for a time for attendees to network.

Project: Annual Statewide Observational Safety Belt Usage Survey

Agency: Iowa State University, Center for Survey Statistics and Methodology

Project Number: 18-405b-M1OP, Task 01-00-00

Iowa State University, Survey and Behavioral Research Services conducted the 2018 statewide observational survey in accordance to NHTSA’s uniform criteria. There were 84 observational sites in the 2018 survey. Preparation for the survey involved several components including verifying the usability of the sampled sites, revision materials for data collectors, and notifying appropriate local personnel prior to data collection. Based on the weighted data, Iowa’s overall seat belt use rate for 2018 is 93.9%. For detailed information as to the survey methodology and results, see “Observational Safety Belt Usage – B-1” on page 9.



This project contributed to the targets listed in the Highway Safety Plan as the approved methodology in which the official safety belt usage rate is determined, which in turn is utilized by the state to set targets for belt usage and for unrestrained vehicle occupant fatalities. The official rate also determines the eligibility and classification for Section 405b funding purposes.

Project: Annual Statewide Observational Child Restraint Usage Survey

Agency: University of Iowa, Injury Prevention Research Center

Project Number: 18-405b-M1OP, Task 02-00-00

The University of Iowa, Injury Prevention Research Center conducted the annual statewide observational child restraint usage survey in accordance to NHTSA’s approved guidelines. The survey concluded Iowa’s overall child restraint usage rate for 2018 at 97.1%. This was a 2.6% increase from the 2017 survey total of 94.5%. The chart below shows the breakdown of the survey results by age.

Restraint Use by Child’s Age		
Age	Not Restrained Number/Percent	Restrained Number/Percent
<2	0 / 0.0%	204 / 100.0%
2-5	10 / 1.3%	753 / 98.7%
6-13	48 / 3.3%	1397 / 96.7%
14-17	28 / 4.9%	540 / 95.1%
Total	86 / 2.9%	2,894 / 97.1%

This project contributed to the targets listed in the Highway Safety Plan because the results of the 2018 Child Passenger Survey will help Iowa recognize the success of child passenger safety projects, trainings and programs throughout the state.

Project: sSTEP

Agency:

Adair County Sheriff’s Office

Adams County Sheriff’s Office

Akron Police Department

Albia Police Department

Algona Police Department

Project Number:

18-402-MOOP, Task 20-10-00

18-402-MOOP, Task 20-20-00

18-402-MOOP, Task 20-30-00

18-402-MOOP, Task 20-40-00

18-402-MOOP, Task 20-50-00

Anamosa Police Department	18-402-MOOP, Task 20-60-00
Aplington Police Department	18-402-MOOP, Task 20-70-00
Armstrong Police Department	18-402-MOOP, Task 20-80-00
Arnolds Park Police Department	18-402-MOOP, Task 20-90-00
Asbury Police Department	18-402-MOOP, Task 21-00-00
Atalissa Police Department	18-402-MOOP, Task 21-10-00
Atlantic Police Department	18-402-MOOP, Task 21-20-00
Aurelia Police Department	18-402-MOOP, Task 21-30-00
Avoca Police Department	18-402-MOOP, Task 21-40-00
Belle Plaine Police Department	18-402-MOOP, Task 21-50-00
Bellevue Police Department	18-402-MOOP, Task 21-60-00
Bloomfield Police Department	18-402-MOOP, Task 21-70-00
Boone County Sheriff's Office	18-402-MOOP, Task 21-80-00
Bremer County Sheriff's Office	18-402-MOOP, Task 21-90-00
Britt Police Department	18-402-MOOP, Task 22-00-00
Buchanan County Sheriff's Office	18-402-MOOP, Task 22-10-00
Buena Vista County Sheriff's Office	18-402-MOOP, Task 22-20-00
Butler County Sheriff's Office	18-402-MOOP, Task 22-30-00
Carroll County Sheriff's Office	18-402-MOOP, Task 22-40-00
Carroll Police Department	18-402-MOOP, Task 22-50-00
Centerville Police Department	18-402-MOOP, Task 22-60-00
Chariton Police Department	18-402-MOOP, Task 22-70-00
Charles City Police Department	18-402-MOOP, Task 22-80-00
Cherokee County Sheriff's Office	18-402-MOOP, Task 22-90-00
Cherokee Police Department	18-402-MOOP, Task 23-00-00
Chickasaw County Sheriff's Office	18-402-MOOP, Task 23-10-00
Clarinda Police Department	18-402-MOOP, Task 23-20-00
Clarion Police Department	18-402-MOOP, Task 23-30-00
Clarke County Sheriff's Office	18-402-MOOP, Task 23-40-00
Clay County Sheriff's Office	18-402-MOOP, Task 23-50-00
Clayton County Sheriff's Office	18-402-MOOP, Task 23-60-00
Columbus Junction Police Department	18-402-MOOP, Task 23-80-00
Conesville Police Department	18-402-MOOP, Task 23-90-00
Crawford County Sheriff's Office	18-402-MOOP, Task 24-00-00
Cresco Police Department	18-402-MOOP, Task 24-10-00
Creston Police Department	18-402-MOOP, Task 24-20-00
Davis County Sheriff's Office	18-402-MOOP, Task 24-30-00
Dayton Police Department	18-402-MOOP, Task 24-40-00
Decatur County Sheriff's Office	18-402-MOOP, Task 24-60-00
Decorah Police Department	18-402-MOOP, Task 24-70-00
Denison Police Department	18-402-MOOP, Task 24-80-00
Denver Police Department	18-402-MOOP, Task 24-90-00
Iowa Department of Transportation	18-402-MOOP, Task 25-00-00
Dickinson County Sheriff's Office	18-402-MOOP, Task 25-10-00
Dunlap Police Department	18-402-MOOP, Task 25-20-00
Durant Police Department	18-402-MOOP, Task 25-30-00
Elkader Police Department	18-402-MOOP, Task 25-40-00
Emmet County Sheriff's Office	18-402-MOOP, Task 25-50-00
Fairbank Police Department	18-402-MOOP, Task 25-60-00
Fayette County Sheriff's Office	18-402-MOOP, Task 25-70-00
Fayette Police Department	18-402-MOOP, Task 25-80-00
Floyd County Sheriff's Office	18-402-MOOP, Task 25-90-00
Forest City Police Department	18-402-MOOP, Task 26-00-00

Fremont County Sheriff's Office	18-402-MOOP, Task 26-10-00
Garner Police Department	18-402-MOOP, Task 26-20-00
Glenwood Police Department	18-402-MOOP, Task 26-30-00
Gowrie Police Department	18-402-MOOP, Task 26-40-00
Greene County Sheriff's Office	18-402-MOOP, Task 26-50-00
Grinnell Police Department	18-402-MOOP, Task 26-60-00
Grundy Center Police Department	18-402-MOOP, Task 26-70-00
Grundy County Sheriff's Office	18-402-MOOP, Task 26-80-00
Guthrie County Sheriff's Office	18-402-MOOP, Task 26-90-00
Guttenberg Police Department	18-402-MOOP, Task 27-00-00
Hamilton County Sheriff's Office	18-402-MOOP, Task 27-10-00
Hampton Police Department	18-402-MOOP, Task 27-20-00
Hardin County Sheriff's Office	18-402-MOOP, Task 27-30-00
Harlan Police Department	18-402-MOOP, Task 27-40-00
Harrison County Sheriff's Office	18-402-MOOP, Task 27-50-00
Hartley Police Department	18-402-MOOP, Task 27-60-00
Hinton Police Department	18-402-MOOP, Task 27-70-00
Howard County Sheriff's Office	18-402-MOOP, Task 27-80-00
Humboldt County Sheriff's Office	18-402-MOOP, Task 27-90-00
Humboldt Police Department	18-402-MOOP, Task 28-00-00
Ida County Sheriff's Office	18-402-MOOP, Task 28-10-00
Independence Police Department	18-402-MOOP, Task 28-20-00
Iowa Falls Police Department	18-402-MOOP, Task 28-30-00
Jackson County Sheriff's Office	18-402-MOOP, Task 28-40-00
Janesville Police Department	18-402-MOOP, Task 28-50-00
Jefferson Police Department	18-402-MOOP, Task 28-60-00
Jesup Police Department	18-402-MOOP, Task 28-70-00
Jones County Sheriff's Office	18-402-MOOP, Task 28-80-00
Keokuk County Sheriff's Office	18-402-MOOP, Task 28-90-00
Kingsley Police Department	18-402-MOOP, Task 29-00-00
LaPorte City Police Department	18-402-MOOP, Task 29-10-00
Lake Park Police Department	18-402-MOOP, Task 29-20-00
Lake View Police Department	18-402-MOOP, Task 29-30-00
Lamoni Police Department	18-402-MOOP, Task 29-40-00
Lansing Police Department	18-402-MOOP, Task 29-50-00
LeMars Police Department	18-402-MOOP, Task 29-60-00
Lisbon Police Department	18-402-MOOP, Task 29-70-00
Logan Police Department	18-402-MOOP, Task 29-80-00
Louisa County Sheriff's Office	18-402-MOOP, Task 29-90-00
Lucas County Sheriff's Office	18-402-MOOP, Task 30-00-00
Lyon County Sheriff's Office	18-402-MOOP, Task 30-10-00
Madison County Sheriff's Office	18-402-MOOP, Task 30-20-00
Manchester Police Department	18-402-MOOP, Task 30-30-00
Manning Police Department	18-402-MOOP, Task 30-40-00
Mapleton Police Department	18-402-MOOP, Task 30-50-00
Maquoketa Police Department	18-402-MOOP, Task 30-60-00
Mar-Mac Police Department	18-402-MOOP, Task 30-70-00
Marcus Police Department	18-402-MOOP, Task 30-80-00
Marengo Police Department	18-402-MOOP, Task 30-90-00
McCausland Police Department	18-402-MOOP, Task 31-00-00
Melcher Dallas Police Department	18-402-MOOP, Task 31-10-00
Merrill Police Department	18-402-MOOP, Task 31-20-00
Milford Police Department	18-402-MOOP, Task 31-30-00

Mills County Sheriff's Office	18-402-MOOP, Task 31-40-00
Missouri Valley Police Department	18-402-MOOP, Task 31-50-00
Mitchell County Sheriff's Office	18-402-MOOP, Task 31-60-00
Mitchellville Police Department	18-402-MOOP, Task 31-70-00
Monona County Sheriff's Office	18-402-MOOP, Task 31-80-00
Monona Police Department	18-402-MOOP, Task 31-90-00
Monroe Police Department	18-402-MOOP, Task 32-00-00
Montgomery County Sheriff's Office	18-402-MOOP, Task 32-10-00
Monticello Police Department	18-402-MOOP, Task 32-20-00
Montrose Police Department	18-402-MOOP, Task 32-30-00
Mt. Pleasant Police Department	18-402-MOOP, Task 32-40-00
Nashua Police Department	18-402-MOOP, Task 32-50-00
Nevada Police Department	18-402-MOOP, Task 32-60-00
New Hampton Police Department	18-402-MOOP, Task 32-70-00
New Vienna Police Department	18-402-MOOP, Task 32-80-00
Oelwein Police Department	18-402-MOOP, Task 32-90-00
Okoboji Police Department	18-402-MOOP, Task 33-00-00
Osage Police Department	18-402-MOOP, Task 33-10-00
Osceola County Sheriff's Office	18-402-MOOP, Task 33-20-00
Osceola Police Department	18-402-MOOP, Task 33-33-00
Palo Alto County Sheriff's Office	18-402-MOOP, Task 33-40-00
Parkersburg Police Department	18-402-MOOP, Task 33-50-00
Paullina Police Department	18-402-MOOP, Task 33-60-00
Pleasantville Police Department	18-402-MOOP, Task 33-70-00
Postville Police Department	18-402-MOOP, Task 33-90-00
Pottawattamie County Sheriff's Office	18-402-MOOP, Task 34-00-00
Poweshiek County Sheriff's Office	18-402-MOOP, Task 34-10-00
Prairie City Police Department	18-402-MOOP, Task 34-20-00
Red Oak Police Department	18-402-MOOP, Task 34-30-00
Sabula Police Department	18-402-MOOP, Task 34-40-00
Sac City Police Department	18-402-MOOP, Task 34-50-00
Sac County Sheriff's Office	18-402-MOOP, Task 34-60-00
Shelby County Sheriff's Office	18-402-MOOP, Task 34-70-00
Shell Rock Police Department	18-402-MOOP, Task 34-80-00
Sigourney Police Department	18-402-MOOP, Task 34-90-00
Sioux Center Police Department	18-402-MOOP, Task 35-00-00
Spencer Police Department	18-402-MOOP, Task 35-20-00
Spirit Lake Police Department	18-402-MOOP, Task 35-30-00
Story City Police Department	18-402-MOOP, Task 35-40-00
Stuart Police Department	18-402-MOOP, Task 35-50-00
Sumner Police Department	18-402-MOOP, Task 35-60-00
Sutherland Police Department	18-402-MOOP, Task 35-70-00
Tama County Sheriff's Office	18-402-MOOP, Task 35-80-00
Tripoli Police Department	18-402-MOOP, Task 35-90-00
Union County Sheriff's Office	18-402-MOOP, Task 36-00-00
Van Meter Police Department	18-402-MOOP, Task 36-10-00
Vinton Police Department	18-402-MOOP, Task 36-20-00
Wapello Police Department	18-402-MOOP, Task 36-30-00
Washington Police Department	18-402-MOOP, Task 36-40-00
Waukon Police Department	18-402-MOOP, Task 36-50-00
Waverly Police Department	18-402-MOOP, Task 36-60-00
Wayne County Sheriff's Office	18-402-MOOP, Task 36-70-00
Webster City Police Department	18-402-MOOP, Task 36-80-00

West Union Police Department	18-402-MOOP, Task 36-90-00
Williamsburg Police Department	18-402-MOOP, Task 37-00-00
Winfield Police Department	18-402-MOOP, Task 37-10-00
Winnebago County Sheriff's Office	18-402-MOOP, Task 37-20-00
Winterset Police Department	18-402-MOOP, Task 37-30-00
Worth County Sheriff's Office	18-402-MOOP, Task 37-40-00
Estherville Police Department	18-402-MOOP, Task 37-50-00

The following table provides the funded overtime activity reported by sSTEP agencies and other law enforcement agencies working the sSTEP waves during FFY 2018 (includes citations and warnings):

OWI	1,738
Drug Violation	292
Seat Belt Violation	5,529
Child Restraint Violation	460
Speed Violation	51,778
Improper Passing Violation	381
Stop Sign/Light Violation	3,648
Driving Without a License	3,459
Suspended/Revoked License	2,833
Registration	9,865
Open Container	475
.02 Violations	185
Dark Windows	2,887
No Texting Law	405
No Electronic Device (GDL)	114
Other Traffic Violations	12,799
Equipment Violation	22,591
No Proof of Insurance	12,626
Move Over Violation	542
Total Violations	132,607

The following agencies withdrew or were suspended from the 2018 sSTEP year and thus did not fulfill targets as outlined in the Highway Safety Plan:

- Colfax Police Department
- DeSoto Police Department
- Hartley Police Department
- Lamoni Police Department
- Sumner Police Department
- Stuart Police Department (Suspended)

The following agencies used 12% or less of the money allocated to them:

- Cherokee Police Department
- Postville Police Department
- LaPorte City Police Department



The following agencies did not use any of their funding:

- | | |
|---------------------------------|---------------------------------------|
| Asbury Police Department | Parkersburg Police Department |
| Elkader Police Department | Pleasantville Police Department |
| Garner Police Department | Pottawattamie County Sheriff's Office |
| Greene County Sheriff's Office | Sabula Police Department |
| Guthrie County Sheriff's Office | Sac County Sheriff's Office |
| Guttenberg Police Department | Stuart Police Department |
| Harlan Police Department | Vinton Police Department |
| Janesville Police Department | Washington Police Department |
| Mapleton Police Department | Webster City Police Department |

Agencies that participated in sSTEP activities contributed to the targets listed in the Highway Safety Plan as they provide high visibility enforcement and conducted observational seat belt usage surveys.

Project: Elderly Drivers – CarFit Program

Agency: AARP

Project Number: 18-402-MOOP, Task 11-00-00

A CarFit Technician Training was completed with the Ames Police Department with twelve new technicians being trained. Of these, eight will continue with Event Coordinator Training to be held in October (FFY 2019). A CarFit event was held in Ames with 15 participants. A CarFit event was held in Dubuque. CarFit information was also provided at the NHTSA Region 7 Meeting in West Des Moines.

The AARP representative for this contract has also become involved with her local MDST as a further way to introduce CarFit to more areas of the state.

This project contributed to the targets listed in the Highway Safety Plan as an educational opportunity focused on senior drivers.



Top: Photo represents the 12 new CarFit Technicians that were trained on August 8, 2018 in Ames, Iowa.

Bottom: A participant going through the CarFit event in Ames, Iowa on August 9, 2018.

Photo credits: Ames Police Department

Alcohol-Impaired Driving Fatalities / Impaired Driving

Project Overview:

Pursuant to federal legislation, the GTSB qualifies for Section 405d funding as a “low-range” state based on a 3-year average of alcohol-impaired fatalities per 100M vehicle miles traveled utilizing the most recent data published and maintained in NHTSA’s Fatality Analysis System (FARS). However, alcohol remains one of the leading causes of traffic crashes in Iowa. In 2017, 27% of all fatalities in the state were alcohol-impaired.

Iowa maintains strong initiatives to address impaired driving. High visibility enforcement remains an effective countermeasure used in Iowa to reduce impaired driving-related crashes. During FFY 2018, the GTSB utilized a combination of Section 402 and 405d funding to support efforts. Enforcement efforts are critical in regard to impaired driving countermeasures and, in addition the Highway Safety Plan, are listed as an emphasis area within the State Strategic Highway Safety Plan.

Targets:

- Reduce alcohol-impaired driving fatalities 3.33% from the 2011-2015 average of 90 to 87 by December 31, 2018.

Strategies:

- Ensure the Impaired Driving Coalition meets a minimum of three times a year; Identify and implement countermeasures identified within the Statewide Impaired Driving Plan.
- Support the development and implementation of a 24-7 program.
- Support efforts of the Iowa Law Enforcement Academy on training in regard to SFST and SFS-HGN.
- Certify an additional 12 officers as Drug Recognition Experts (DREs).
- Train a minimum of 150 law enforcement officers throughout the state in the Advanced Roadside Impaired Driving Enforcement (ARIDE) during the year.
- Through the administration of Section 402 and 405d, support overtime for enforcement and educational purposes and to help provide funding for the purchase of GTSB approved equipment.
- Continue the GTSB desk-top driving simulator program at high schools throughout the state.
- Through Section 405d, support the efforts of the Iowa Division of Criminal Investigation Criminalistics Laboratory for the screening of blood samples for the presence of drugs.

Outcomes/Results:

- Alcohol-impaired driving fatalities decreased 2.22% from the 2011-2015 average of 90 to 88.

Impaired driving is a major concern in Iowa. Section 402 and 405d funding was utilized to support enforcement and educational efforts in 2018. Funding also helped support training efforts provided through the Iowa Law Enforcement Academy, State Court Administrator’s Office, and the Prosecuting Attorney Training Council. The Iowa Division of Criminal Investigation Criminalistics Laboratory also continued to play an integral part in Iowa’s impaired driving countermeasures through laboratory analysis and toxicological support, DataMaster DMT maintenance/certification and expert testimony.

In addition to enforcement, Iowa is addressing and/or reviewing recommendations made by the Iowa Impaired Driving Coalition as presented in the Impaired Driving Plan to address the high percentage of impaired driving fatalities in the state. Moving forward, the state is also going to focus additional efforts to address and combat drug-impaired driving.

In calendar year 2018, one (1) DRE School with twelve (12) new DRE officers being certified. Twelve (12) ARIDE training classes were held with 248 officers being trained. The Iowa DRE program participated in the “420” project on April 20, 2018 by having DREs at DOT scales and evaluating commercial motor vehicle drivers. Seven DRE enforcement evaluations took place as a result. DREs presented many presentations in reference to drugged driving to community groups, schools and hospitals. DRE’s also presented at a Vehicular Homicide Workshop for

prosecutors on how DREs can be effectively used in Vehicular Homicide cases whether by alcohol, drugs or a combination of the two. Some other items of note in the Iowa DRE program is the use of Dr. Matt Henry from Des Moines University Medical School to teach physiology to our DRE students. This has been very effective and has strengthened our program. Dr. Justin Grodnitzky and Dr. Jonna Berry from the Iowa DCI Lab audit our DRE School by participating in the entire school and taking all tests to have a better understanding of the DRE protocol and procedures to aide them and the Iowa DRE program as it pertains to toxicology. In Iowa, substance abuse counselors at field certifications to provide assistance to the drug impaired volunteers if they so desire.

Regional 420 Event



A press conference was held in conjunction to the Regional 420 enforcement mobilization. Representatives from all of Region 7 (+ Oklahoma), including all of the State Patrol Colonels were in attendance.

With the ever-increasing incidents of drug-impaired driving on our nation's roadways, states within NHTSA's Region 7, in addition to Oklahoma, planned a regional 420 enforcement mobilization April 22-22, 2018.

The term '420' has become synonymous with drug use and that is why this enforcement project was planned for 4/20. The goal of the regional 420 enforcement mobilization was to bring awareness and enforcement to the issue of drug-impaired driving across our region. The key was to have high visibility enforcement throughout the region, combined with maximum earned media opportunities.



Regional 420 Enforcement Mobilization Combined State Data Report			
15	Total Number of Fatalities	4,996	Total Number of Speed Citations Issues
1,141	Total Number of Crashes	1,209	Total Number of Seat Belt Citations
431	Total OWI Arrests/Citations	419	Total Commercial Vehicle Citations
682	Total Drug Arrests Made	9	Total CMV OWIs
114	Total Suspected Marijuana	309	Total Felony Arrests
71	Total DRE Evaluations Conducted	1,371	Total In-Custody Arrests
11,942	Total Number of Traffic Citations Issued		

Project: TSRP/Prosecuting Attorney Training Coordinator

Agency: Prosecuting Attorney's Training Coordinator

Project Number: 18-405d-M6OT, Task 32-00-00

Funding allowed for workshops, conferences and other speaking engagements around the state with Iowa prosecutors, law enforcement and networking and other educational opportunities. These engagements involved prosecutors, law enforcement, judges, attorneys, state agencies, citizens, and the media on impaired driving issues. The staff attorney accomplished the goal of making the TSRP available and of high presence. As a priority to address drug-impaired driving, the staff attorney was especially involved in the DRE and ARIDE programs.

This project contributed to the targets listed in the Highway Safety Plan as the efforts are significant to the overall prosecution of impaired driving cases in Iowa.

Project: Law Enforcement/HVE – Section 405d

Agency:

- Benton County Sheriff's Office
- Black Hawk County Sheriff's Office
- Blue Grass Police Department
- Boone Police Department
- Buffalo Police Department
- Carlisle Police Department
- Carter lake Police Department
- Cass County Sheriff's Office
- Cedar County Sheriff's Office
- Cedar Rapids Police Department
- Clinton County Sheriff's Office
- Dallas County Sheriff's Office

Project Number:

- 18-405d-M6OT, Task 01-00-00
- 18-405d-M6OT, Task 02-00-00
- 18-405d-M6OT, Task 03-00-00
- 18-405d-M6OT, Task 04-00-00
- 18-405d-M6OT, Task 05-00-00
- 18-405d-M6OT, Task 06-00-00
- 18-405d-M6OT, Task 07-00-00
- 18-405d-M6OT, Task 08-00-00
- 18-405d-M6OT, Task 09-00-00
- 18-405d-M6OT, Task 10-00-00
- 18-405d-M6OT, Task 11-00-00

Dyersville Police Department	18-405d-M6OT, Task 13-00-00
Epworth Police Department	18-405d-M6OT, Task 14-00-00
Evansdale Police Department	18-405d-M6OT, Task 15-00-00
Fort Madison Police Department	18-405d-M6OT, Task 16-00-00
Henry County Sheriff's Office	18-405d-M6OT, Task 17-00-00
Huxley Police Department	18-405d-M6OT, Task 18-00-00
Iowa City Police Department	18-405d-M6OT, Task 19-00-00
Iowa State Patrol	18-405d-M6OT, Task 20-00-00
Keokuk Police Department	18-405d-M6OT, Task 21-00-00
LeClaire Police Department	18-405d-M6OT, Task 22-00-00
Linn County Sheriff's Office	18-405d-M6OT, Task 23-00-00
Mahaska County Sheriff's Office	18-405d-M6OT, Task 24-00-00
Mt. Vernon Police Department	18-405d-M6OT, Task 25-00-00
Muscatine County Sheriff's Office	18-405d-M6OT, Task 26-00-00
Muscatine Police Department	18-405d-M6OT, Task 27-00-00
Ottumwa Police Department	18-405d-M6OT, Task 28-00-00
Polk City Police Department	18-405d-M6OT, Task 29-00-00
Princeton Police Department	18-405d-M6OT, Task 30-00-00
Sioux City Police Department	18-405d-M6OT, Task 31-00-00
Storm Lake Police Department	18-405d-M6OT, Task 32-00-00
University Heights Police Department	18-405d-M6OT, Task 33-00-00
University of Northern Iowa	18-405d-M6OT, Task 34-00-00
Walcott Police Department	18-405d-M6OT, Task 35-00-00
Wapello County Sheriff's Office	18-405d-M6OT, Task 36-00-00
Washington County Sheriff's Office	18-405d-M6OT, Task 37-00-00
Waterloo Police Department	18-405d-M6OT, Task 38-00-00
West Burlington Police Department	18-405d-M6OT, Task 39-00-00
West Liberty Police Department	18-405d-M6OT, Task 40-00-00

The following table provides the overtime activity by agencies funded by Section 405d.

Overtime Enforcement Hours	15,749.75	Seat Belt Warnings (Nighttime)	115
Overtime Educational Hours	270.60	Child Restraint Citations	62
OWI Arrests – Alcohol	542	Child Restraint Warnings	41
OWI Tested – No Arrests	1,095	Speed Citations	7,527
OWI Arrests – Drugs	103	Speed Warnings	8,633
# DRE Call Outs (GTSB Stop Only)	9	Stop Sign/Light Citations	353
OWI Drug Tested – No Arrest	32	Stop Sign/Light Warnings	566
.02 Violations	30	No Texting Law Citation	25
Underage Possession (Traffic Only)	87	No Texting Law Warnings	23
Open Container	184	No Electronic Device Citation	56
Seat Belt Citations (Daytime)	681	No Electronic Device Warning	61
Seat Belt Warning (Daytime)	195	Other Traffic Violation Citation	5,856
Seat Belt Citations (Nighttime)	310	Other Traffic Violation Warning	20,975

These projects contributed to the targets listed in the Highway Safety Plan through the enforcement and promotion laws related to traffic safety. Projects in the activity area had a specific emphasis toward alcohol.

Project: Law Enforcement/HVE-Section 402/Alcohol

Agency:	Project Number:
Ames Police Department	18-402-MOAL, Task 01-00-00
Cedar Falls Police Department	18-402-MOAL, Task 02-00-00
Cerro Gordo Police Department	18-402-MOAL, Task 03-00-00
Clear Lake Police Department	18-402-MOAL, Task 04-00-00
Clinton Police Department	18-402-MOAL, Task 05-00-00
Davenport Police Department	18-402-MOAL, Task 06-00-00
Dubuque County Sheriff's Office	18-402-MOAL, Task 07-00-00
Indianola Police Department	18-402-MOAL, Task 08-00-00
Johnston Police Department	18-402-MOAL, Task 09-00-00
Marshall County Sheriff's Office	18-402-MOAL, Task 10-00-00
Marshalltown Police Department	18-402-MOAL, Task 11-00-00
Story County Sheriff's Office	18-402-MOAL, Task 12-00-00

The following table provides the overtime activity by agencies funded by Section 402/Alcohol.

Overtime Enforcement Hours	3,057.45	Seat Belt Warnings (Nighttime)	54
Overtime Educational Hours	79.75	Child Restraint Citations	20
OWI Arrests – Alcohol	162	Child Restraint Warnings	28
OWI Tested – No Arrests	75	Speed Citations	1,287
OWI Arrests – Drugs	34	Speed Warnings	847
# DRE Call Outs (GTSB Stop Only)	10	Stop Sign/Light Citations	128
OWI Drug Tested – No Arrest	3	Stop Sign/Light Warnings	127
.02 Violations	2	No Texting Law Citation	29
Underage Possession (Traffic Only)	20	No Texting Law Warnings	35
Open Container	54	No Electronic Device Citation	33
Seat Belt Citations (Daytime)	207	No Electronic Device Warning	34
Seat Belt Warning (Daytime)	161	Other Traffic Violation Citation	1,457
Seat Belt Citations (Nighttime)	72	Other Traffic Violation Warning	1,908

These projects contributed to the targets listed in the Highway Safety Plan through the enforcement and promotion of laws related to traffic safety.

Project: Reality Education Alcohol Prevention (REAP)

Agency: Mercy Medical Center Foundation

Project #: 18-405d-M6OT, Task 29-00-00

Project Not Implemented – Mercy Medical Center – Sioux City chose to terminate the grant and partnership as identified in a letter from their agency dated December 12, 2017.

Project: Traffic Bench Book

Agency: Office of the State Court Administrator

Project Number: 18-405d-M6OT, Task 04-00-00

The bench book is maintained on a secure internal internet site maintained by the State Court Administrator's Office. All judges and magistrates have access to the materials when they are logged in to the secure Judicial Branch site. The contents and materials available in the bench book are referenced during new judge orientation. In addition, all new judges and magistrates are taught how to access the materials at the mandatory training session. The judges and magistrates on the bench book committee continuously review and

revise materials to ensure accuracy and ease of use. The bench book usage reports continue to support a usage rate of slightly less than 100 judges and magistrates each month.

This project contributed to the targets listed in the Highway Safety Plan as the traffic bench books assists prosecutors in impaired driving cases and other traffic-related cases in Iowa.

Project: Law Enforcement Training

Agency: Iowa Law Enforcement Academy

Project Number: 18-405d-M6OT, Task 19-00-00

During FFY 2018, the Iowa Law Enforcement Academy (ILEA) provided training to officers from throughout the state. Section 405d funding helped support the training opportunities. The following table summarizes the classes and the number of students receiving training.

Name of Class	# of Students	# of Classes
OWI/Implied Consent & SFST	37	3
Live Drinkers Assessments	233	6
OWI Scenarios – Practical Field Exercise	233	6
Street Intoxication	233	6
SFST Class	233	6
SFST Instructor	30	2
SFST Instructor Recertification	15	3
Drug Recognition for Street Officers	233	6
Radar/Lidar Instructor	16	1
Radar/Lidar Instructor Recertification	28	1
Radar Enforcement	233	3
Motor Vehicle Law	1,081	25
Vehicle Stops	862	23
Occupant Protection (Ops/TOPS)	245	6
Motor Vehicle Law	1,081	25
Vehicle Stops	862	23
Drug Recognition for Street Officers	233	6

This project contributed to the targets listed in the Highway Safety Plan as law enforcement training is critical in the overall picture of traffic safety, and specifically in the area of impaired driving.

Project: Criminalistics Laboratory Support and Toxicological Testing

Agency: Iowa Department of Public Safety, Division of Criminal Investigation, Criminalistics Laboratory

Project Number: 18-405d-M6OT, Task 12-00-00

In 2018, the Iowa Division of Criminal Investigation Criminalistics Laboratory continued to play a vital role in combating impaired driving in the state. During FFY 2018, 475 blood alcohol and 541 urine alcohol samples were analyzed with 2,449 urine samples screened for the presence of drugs. 1,967 urine samples were confirmed for the presence of drugs. For analytical assignments in Toxicology, turnaround time averaged 22 days which is well below the laboratory target of 45 days. 203 hours of overtime was used for work related to DMT units during this reporting period. During the funded year, 171 DataMaster DMTs were certified. 186.25 hours of overtime was used for working impaired driving case confirmations in toxicology during this reporting period.

The DCI Laboratory completed final method validations on a new validation for fentanyl and fentanyl analogs screening methodology in blood. During the year, 488 blood samples were screened for drugs with 283 samples

screening positive for one or more drug/drug classes and advanced for confirmational testing, reducing the need for agencies to send this analysis type to private laboratories for testing.

Expert testimony was provided in 22 cases from the Toxicology Section; 10 cases from the Breath Alcohol Section.

Continued funding for a forensic science technician has been provided during this period to assist in the work flow and turn-around time of cases processed by the crime laboratory. The technician is responsible for opening cases and documenting packaging. Her assistance has allowed staff adequate time to validate both blood screening and general drugs in blood. Additionally, this technician continues to perform blood DUID screening, which frees up time for other analysts to handle the increases seen in urine submissions.

This project contributed to the targets listed in the Highway Safety Plan as the work of the DCI Laboratory in the areas of evidentiary breath and alcohol testing support enforcement and prosecution efforts targeted at impaired driving.

Project: Annual Governor's Highway Traffic Safety Conference

Agency: Iowa State University, Conference Planning and Management

Project Number: 18-402-M0AL, Task 00-00-29

The Annual Governor's Highway Traffic Safety Conference provided a venue for traffic safety partners for all disciplines to come together for training and networking. The 2018 agenda contained a variety of traffic safety related speakers, subjects, and vendors. The 2018 conference was held April 25 - 26, 2018, in West Des Moines, Iowa, and was attended by 275 individuals.

Iowa State University Conference Planning and Management were vital in the coordination, planning and execution of the 2018 conference. ISU's efforts included designing a website and electronic communication to distribute to previous attendees as well as through the GTSB list serve to promote the event. During the conference, ISU provided registration services and helped coordinate activities. Conference evaluations were tallied and presented to the GTSB. ISU also assisted in securing a location for the 2019 conference.

This project contributed to the targets listed in the Highway Safety Plan as the annual conference is an opportunity for traffic safety professionals to gather and gain knowledge from the information presented. The conference also provides for a time for attendees to network.

Project: 24-7 Program

Agency: Woodbury County Sheriff's Office

Project Number: 18-405d-M6OT, Task 56-00-00

Project Not Implemented - The 24-7 Program was not implemented in FFY 2018 due to a delay in finalizing Administrative Rules for the program.

Project: High Five Rural Traffic Safety

Agency:

Benton County Sheriff's Office
Carroll County Sheriff's Office
Marshall County Sheriff's Office
Muscatine County Sheriff's Office
Plymouth County Sheriff's Office
Iowa State Patrol

Project Number:

18-405d-M1HVE, Task 50-00-00
18-405d-M1HVE, Task 52-00-00
18-405d-M1HVE, Task 53-00-00
18-405d-M1HVE, Task 54-00-00
18-405d-M1HVE, Task 55-00-00
18-405d-M1HVE, Task 51-00-00

FFY 2018 represented the 4th year of the High Five Rural Traffic Safety Project in Iowa. In 2018, the focus of the High Five Project was changed from occupant protection to impaired driving with a rural focus. Funding supported overtime enforcement efforts in the five participating counties. Road safety audits were also conducted in each of the counties and low-cost engineering improvement recommendations were provided.

The counties involved in the High Five Rural Traffic Safety Project contributed to the targets listed in the Highway Safety Plan as efforts focused on alcohol-impairment in rural counties. Road safety audits allowed for additional traffic safety partners to join in the efforts to improve specific segments of roadways within each county through low-cost recommendations.



Speeding-Related

Project Overview:

NHTSA considers a crash to be speeding-related if the driver was charged with a speeding-related offense or if an officer indicated that racing, driving too fast for conditions, or exceeding the posted speed limit was a contributing factor in the crash.²

Targets:

- Reduce speeding-related fatalities 5.36% from the 2011-2015 average of 56 to 3 by December 31, 2018.

Strategies:

- Through the administration of Section 402 and 405 funding, support overtime efforts to be used for high visibility enforcement.
- Through the administration of Section 402 and 405 funding, support the purchase of GTSB-approved equipment which can be utilized to enforce speeding-related violations.

Outcomes/Results:

- Speeding-related fatalities increased 25% from the 2011-2015 average of 56 to 70.



The Iowa State Patrol utilizes their Facebook page to address speeding and to remind motorists to drive safely. Facebook posts similar to this one show the actual radar speeds clocked (for individuals stopped for going over 100 mph) and a brief “explanation” by the driver as to why they were going so fast.

These posts typically generate many comments and are shared through social media. In addition, the information is sometimes picked up by the local media.

Clocked at 137 mph.

² Traffic Safety Facts, 206 Data, March 2018 (revised), DOT HS 812 480

Motorcyclist Fatalities/Unhelmeted Motorcyclist Fatalities

Project Overview:

In 2017, Iowa recorded 48 motorcyclist fatalities which was 15% of all traffic fatalities in the state.

Iowa stresses the importance to both the motorcyclist and the motoring public that each play an integral part in the role to reduce motorcyclist fatalities and injuries. The state continues to see a steady increase in the number of motorcycle registrations and license holders. Programs in Iowa encourage motorcyclists to take courses to enhance their riding skills, and educational messages remind motorists to look for motorcyclist.

Targets:

- Reduce motorcyclist fatalities 2.17% from the 2011-2015 average of 46 to 45 by December 31, 2018.
- Reduce unhelmeted motorcyclist fatalities 2.77% from the 2011-2015 average of 36 to 25 by December 31, 2018.

Strategies:

- Through the administration of Section 405f funding, support the motorcycle rider education programs throughout the state, including providing rider coach training.
- Continue to utilize previously developed public service announcement to promote motorcycle safety.

Outcomes/Results:

- Motorcyclist fatalities increased 4.35% from the 2011-2015 average of 46 to 48.
- Unhelmeted motorcyclist fatalities decreased 8.33% from the 2011-2015 average of 36 to 33.

Iowa traffic safety professionals believe the most effective way to improve motorcycle safety is through rider education and reminding the general motoring public to be extra vigilant to look for riders. Motorcycle safety is being promoted in numerous ways, including communications/media and was included in the in the State's Strategic Highway Safety Plan as an emerging trend. The University of Iowa Injury Prevention Research Center continues their research in the area of vulnerable road users, which includes motorcyclists.

Project: Motorcycle Rider Training Courses

Agency: Iowa Department of Transportation, Office of Driver Services

Project Number: 18-405f-M9MA, Task 01-00-00

Four separate trainings and updates were held for RiderCoaches during the FFY 18 grant period. The four trainings and updates provided continuing education for 109 Iowa Motorcycle Rider Coaches.

A Motorcycle Safety Foundation (MSF) Advanced Rider Course (ARC) Certification Course (ARC-CC) was held October 21 – 22, 2017. The 2-day certification course included both classroom and driving range components. Completion of pre-coursework was also required. A motorcycle Safety Foundation (MSF) Quality Assurance Specialist Certification Course (QASCC) was held November 4 – 5, 2017. The MSF describes the primary outcomes of the QASCC as student safety and quality of learning for all MSF courses. Two Iowa RiderCoach Updates for licensed Rider Coaches were held at Iowa Valley Community College in Marshalltown on September 15 and 29, 2018. A total of 80 RiderCoaches attended. Information that was presented at the update included: 1) MRE program goals, 2) Annual Iowa RiderCoach licensure process, 3) MSF Rider Coach certification process, and 4) MSF Resources including "Effects of Impaired Driving".

Approximately 2,586 motorcyclists received training and 295 courses were provided during FFY 2018. Motorcycle Rider Education course availability and locations were promoted during May through several venues including the Motorcycle Safety Forum.

This project contributed to the targets listed in the Highway Safety Plan by educating motorcyclists on up-to-date motorcycle safety training, which in turn allowed for riders to improve their skills.

Project/Agency: Radio Iowa

Project Number: 18-405f-M9MA, Task 02-00-00

Radio Iowa provided motorcycle safety messages across Iowa's rural radio stations. :30 messages were created and produced which were geared toward motorcycle safety. An 8-week motorcycle campaign of :30 messages was provided on 85 radio stations throughout the state totaling 5,140 local radio station messages. Donated safety messages totaled 1,082 radio station messages which were valued at \$7,000. An additional campaign utilizing :10 messages aired for seven weeks on 43 Iowa radio stations. The :10 campaign totaled 4,615 total radio station messages. The total FFY 2018 exposure is reported below:

Audience Estimates: Persons 18+

Reach: 588,100 (Number of unique people who hear message each airing).

Frequency: 7.6 (Number of times each person hears a message on average).

Gross Impressions: 4,480,800 (Number of different times a message is heard during campaign).

This project contributed to the targets listed in the Highway Safety Plan through traffic safety radio messages in the area motorcycle safety.

Project/Agency: Adsplosure

Project Number: 18-405f-M9MA, Task 03-00-00

During FFY 2018, Adsplosure provided eight portrait clings, six full-back clings and ten interior cards on DART (Des Moines Area Regional Transport) buses. The signs in the campaign were posted and ran on buses throughout the Greater Des Moines area and on shuttles for the Iowa State Fair.

This project contributed to the targets listed in the Highway Safety Plan as the signage was geared solely on driver awareness of motorcycles.



Drivers Age 20 or Younger Involved in Fatal Crashes

Project Overview:

Motor vehicle crashes remain the leading cause of death for 14-18 year olds in Iowa and throughout the United States. In comparison with adult drivers, young drivers are substantially over-involved in crashes. Young drivers have numerous factors against them when it comes to driving including inexperience and distraction.

Iowa does have a GDL law but it allows for learner permits to be obtained at age 14. The state continues to see a slight increase in the number of licensed Iowa drivers ages 14 – 20, therefore, the work in the area of youth drivers must remain a priority.

Targets:

- Reduce drivers age 20 or younger involved in fatal crashes 4.17% from the 2011-2015 average of 48 to 47 by December 31, 2018.

Strategies:

- Continue the GTSB desk-top driving simulator program at high schools throughout the state.

Outcomes/Results:

- Drivers age 20 or younger involved in fatal crashes increased 4.17% from the 2011-2015 average of 48 to 50.

In 2017, 50 drivers age 20 or younger were involved in fatal crashes.

The GTSB continues to focus on youth drivers through their table-top driving simulator program. The simulator is mainly used at schools to provide education to younger drivers through a hands-on approach which allows participants to understand how driving behaviors affect senses and reaction times. Cellular phone calls, text messages, and fatal vision goggles are incorporated during the driving experience. During school programs, many times the GTSB staff is joined by local law enforcement agencies or the Iowa State Patrol Public Resource Officers to present the information.

Project: Teen Traffic Safety Program

Agency: Creative Visions

Project: 18-402-MOTSP, Task 01-00-00

The 2017-2018 fiscal year contracted focused on traffic safety education by implementing a partnership with the Des Moines Public Schools for the purpose of utilizing school resources to get traffic safety awareness to upcoming and current student drivers. Surveys were conducted randomly which demonstrated that inner city high school student's driving habits were less responsible. In December 2017, Creative Visions incorporated radio broadcasting as a means to provide traffic safety tips and distracted driving awareness to a broad listening audience largely supported by the demographic targeted in this safety awareness program. Radio program included an hour-long weekly program. Topics included Iowa accident reports, highway fatalities, seatbelt, legal ramifications of distracted driving, myths vs. facts, hot car temperatures, bicycle safety, and other topics of traffic safety. Youth have also been showcased on the radio program allowing them to share and teach what they have learned in traffic safety classes. This allowed for the enhancements of their leadership skills by developing broadcast experience and share positive messages of safe driving tips to their friends, family and peers. The youth have also shared traffic safety messaging through comedy, and spoken word.

Creative Visions has established and will continue partnerships with various stakeholders and will highly emphasize and promote peer to peer engagement allowing youth to take the lead in traffic safety awareness.

This project contributed to the targets listed in the Highway Safety Plan as it expands education and awareness about traffic safety to minority groups and youth.

Pedestrian

Project Overview:

In 2017 there were 23 pedestrian fatalities which accounted for 7% of all traffic fatalities in the state. As also the trend nationally, Iowa has continued to see increases in pedestrian fatalities.

It is important to stress that both pedestrians and the general motoring public must be vigilant. Pedestrians should never assume that a driver will see them and motorists alike need to be looking for pedestrians at all times. It is also important that motorists observe the laws of pedestrian crosswalks and be extra careful during times when it may be hard to see such as dusk.

Targets:

- Reduce pedestrian fatalities 4.55% from the 2011-2015 average of 22 to 21 by December 31, 2018.

Strategies:

- Through the administration of Section 402 funding, encourage grantees to enforce pedestrian crossing violations.
- Encourage enforcement partners to include information about pedestrian safety in their enforcement efforts.

Outcomes/Results:

- Pedestrian fatalities increased 4.54% from the 2011-2015 average of 22 to 23.

Efforts need to continue in regard to pedestrian safety. Section 405c funding was utilized in 2018 to support research efforts through the University of Iowa Injury Prevention Research Center in regard to vulnerable road users.

Bicycle

Project Overview:

Bicycling continues in popularity as a form of entertainment and as a low-cost transportation option. Although there are many miles of well-maintained bicycle trails in the state, bicyclists do have a right to utilize Iowa's roadways. Under Iowa law, a bicyclist has to follow the same rules and laws as do motorists. Bicyclist lanes are also becoming more prevalent in municipal street designs. It is important, however, for motorists to be extra vigilant of their intentions and to share the road. If a motorist is in doubt, they must yield to the bicyclist.

Targets:

- Reduce bicycle fatalities 25% from the 2011-2015 average of 4 to 3 by December 31, 2018.

Strategies:

- In the community where bicycle helmets are distributed, conduct a pre- and post-event survey to determine the effectiveness of the educational materials and the distribution programs.
- Purchase and distribute bicycle helmets as requested at community events.

Outcomes/Results:

- Bicyclist fatalities increased 25% from the 2011-2015 average of 4 to 5.

In 2017, there were 5 bicyclist fatalities in Iowa. This accounted for 1.5% of all traffic fatalities in the state.

Section 405c funding was utilized in 2018 to support research efforts through the University of Iowa Injury Prevention Research Center in regard to vulnerable road users.

Project: Bicycle Helmet Distribution and Usage Surveys

Agency: Unity Point Hospital/Blank Children's Hospital

Project Number: 18-402-MOPS, Task 01-00-00

During the 2017-2018 project year, Unity Point Hospital/Blank Children's Hospital distributed the following materials and information:

- 846 free helmets to 14 agencies
- 170 low-cost helmets to 1 agency
- 875 free bike reflectors
- 1,100 educational handouts
- 7 Bike Safety Kits to 7 agencies

Four agencies completed and returned their pre- and post- Observational Survey of Bicycle Helmet Use forms.

This project contributed to the targets listed in the Highway Safety Plan as it supports the importance of bicycle helmet usage by all riders and continues to educate the public on bicyclist safety. The impact of the project can be measured through the observational surveys.

Roadway Safety Area

Project Overview:

Section 402/Roadway Safety funding supported engineering projects throughout the state. Such partnerships have emphasized the importance of collaboration. Projects within this area involve stakeholders in various disciplines including engineering, enforcement, education, emergency medical services and the general public. Projects funded through Roadway Safety are coordinated through the Iowa Department of Transportation, Office of Traffic and Safety.

Targets:

- Support training programs designed to enhance the traffic safety expertise of engineers, traffic technicians, and maintenance personnel at the city, county, and state levels.
- Continue to develop and support the concept of multi-disciplinary safety teams (MDSTs) throughout the state.
- Have contractual services available to complete traffic engineering studies when requested or needed at city and county levels.

Strategies:

- Analyze road systems in communities throughout the state and made engineering-related recommendations.
- Continue the High Five Rural Traffic Safety Project where roadway safety audits are conducted in the identified counties and recommendations are made regarding low-cost engineering improvements.
- Continue to support the MDST programs throughout the state.

Outcomes/Results:

During FFY 2018, Section 402/Roadway Safety funding helped support engineering and multi-disciplinary efforts and strengthened collaboration focused on the ultimate goal to reduce fatal and serious injury crashes throughout the state. Efforts stemmed from engineering but also had a strong focus on overall traffic safety and education.

Project: Safety Circuit Rider**Agency: Iowa Department of Transportation, Office of Traffic and Safety****Project Number: 18-402—MORS, Task 01-00-00**

Throughout the year, the Safety Circuit Rider conducted Road Safety Audits for the 2017-2018 High Five enforcement campaign and attended kick off meetings for the 2018-2019 campaign. Work zone and flagger training were conducted throughout the state. Additional training in roadway safety was conducted for 16 people. Presentations on safety were delivered to county engineers and maintenance staff. Various advisory and planning meetings were attended. Technical assistance was also provided by the Circuit Rider as needed.

This project contributed to the targets listed in the Highway Safety Plan by improving overall traffic safety through specialized trainings and workshops.

Project: Multi-Disciplinary Safety Teams (MDSTs)**Agency: Iowa Department of Transportation, Office of Traffic and Safety****Project Number: 18-402-MORS, Task 02-00-00**

Section 402/Roadway Safety funding continue to support the MDST programs throughout the state. The MDST Advisory Team provided project guidance and support to local MDSTs. MDSTs support interdisciplinary efforts to improve safety. The functional status of each MDST is monitored throughout the year and as groups continue to evolve. Efforts also continue to improve the MDST facilitator website. The functional status of each MDST group continues to be reviewed as the groups move forward. This information has helped the MDST facilitator develop a planning guide to assist potential MDST groups in their future efforts.

This project contributed to the targets listed in the Highway Safety Plan by supporting the concept of Multi-Disciplinary Safety Teams and by encouraging the further development and expansion of MDSTs throughout the state. This project also supports the importance of partnerships working toward common goals.

Project: Traffic Engineering Assistance Program (TEAP)

Agency: Iowa Department of Transportation, Office of Traffic and Safety

Project Number: 18-402-MORS, Task 03-00-00

Work was conducted on a total of 31 different studies. Of those, 18 were completed during the contract year and 13 studies are being carried forward. For the 18 TEAP studies completed in FFY 2019, each study analyzed current conditions, identified and recommended improvements, and also identified potential funding courses to guide the local government toward implementation. Many of the studies utilized community involvement, with the school studies typically considering public input through differing communication techniques. The initiation of TEAP studies typically started with community input meetings so that all interested parties had their concerns addressed. Engineers directed the studies and coordinated efforts that included traditional engineering coupled with community involvement and a multidisciplinary approach to solving safety issues. School studies often considered populations of higher risk children and those whose situation lead to more walking and pedaling to school.

This project contributed to the targets listed in the Highway Safety Plan by analyzing road systems in communities throughout the state for overall engineering-related improvements.

Police Traffic Services

Project Overview:

Law enforcement plays an essential role in traffic safety. Agencies supported through Police Traffic Services funding use enforcement and educational efforts to work toward the common goal to reduce traffic fatalities and serious injuries. Funding in the area of Police Traffic Services supported the efforts of 21 law enforcement agencies in FFY 2018.

Targets:

- Reduce traffic fatalities 15% from the 2007-2011 average of 396 to 337 by January 1, 2020 (long-term collaborative SHSP target).
- Reduce serious injuries 15% from the 2007-211 average of 1,717 to 1,459 by January 1, 2020 (long-term collaborative SHSP target).
- Reduce unrestrained passenger vehicle occupant fatalities 9.52% from the 2011-2015 average of 105 to 95 by December 31, 2018.
- Reduce alcohol-impaired driving fatalities 3.33% from the 2011-2015 average of 90 to 87 by December 31, 2018.
- Reduce speeding-related fatalities 5.36% from the 2011-2015 average of 56 to 53 by December 31, 2018.
- Reduce drivers age 20 or younger involved in fatal crashes 4.17% from the 2011-2015 average of 48 to 4 by December 31, 2018.
- Reduce pedestrian fatalities 4.55% from the 2011-2015 average of 22-21 by December 31, 2018.
- Reduce bicyclist fatalities 25% from the 2011-2015 average of 4 to 3 by December 31, 2018.


Strategies:

- Through the administration of Section 402 Police Traffic Services, provide overtime funding to support enforcement efforts and provide funding for agencies to purchase NHTSA/GTSB approved equipment.
- Agencies receiving Section 402 Police Traffic Services will be required to conduct a minimum of 12 public education/awareness programs or events related specifically to traffic safety during the funding period.
- Agencies receiving Section 402 Police Traffic Services funding will be required to conduct observational occupant protection surveys during March and August.

Outcomes/Results:

- There were 329 traffic fatalities in the state of Iowa in 2018.
- Unrestrained passenger vehicle occupant fatalities decreased 6.66% from the 2011-2015 average of 105 to 98.
- Alcohol-impaired driving fatalities decreased 2.22% from the 2011-2015 average of 90 to 88,
- Speeding-related fatalities increased 25% from the 2011-2015 average of 56 to 70.
- Drivers age 20 or younger involved in fatal crashes increased 4.17% from the 2011-2015 average of 48 to 50.
- Pedestrian fatalities increased 4.54% from the 2011-2015 average of 22 to 23.
- Bicyclist fatalities increased 25% from the 2011-2015 average of 4 to 5.

Law enforcement efforts funded through Police Traffic Services supported overall traffic safety initiatives and were consistent with strategies identified within the Highway Safety Plan and the State Strategic Highway Safety Plan.



Agency:	Project Number:
Altoona Police Department	18-402-MOPT, Task 01-00-00
Ankeny Police Department	18-402-MOPT, Task 02-00-00
Bettendorf Police Department	18-402-MOPT, Task 03-00-00
Burlington Police Department	18-402-MOPT, Task 04-00-00
Coralville Police Department	18-402-MOPT, Task 06-00-00
Des Moines County Sheriff's Office	18-402-MOPT, Task 07-00-00
Des Moines Police Department	18-402-MOPT, Task 08-00-00
Eldridge Police Department	18-402-MOPT, Task 09-00-00
Ft. Dodge Police Department	18-402-MOPT, Task 10-00-00
Johnson County Sheriff's Office	18-402-MOPT, Task 12-00-00
Knoxville Police Department	18-402-MOPT, Task 13-00-00
Lee County Sheriff's Office	18-402-MOPT, Task 14-00-00
Newton Police Department	18-402-MOPT, Task 15-00-00
North Liberty Police Department	18-402-MOPT, Task 16-00-00
Norwalk Police Department	18-402-MOPT, Task 17-00-00
Oskaloosa Police Department	18-402-MOPT, Task 18-00-00
Perry Police Department	18-402-MOPT, Task 19-00-00
Pleasant Hill Police Department	18-402-MOPT, Task 20-00-00
Polk County Sheriff's Office	18-402-MOPT, Task 21-00-00
Urbandale Police Department	18-402-MOPT, Task 23-00-00
Waukee Police Department	18-402-MOPT, Task 24-00-00

High visibility enforcement and education are both strategies used by law enforcement for traffic safety. During FFY 2018, the 21 agencies funded through Section 402 Police Traffic Services worked 7,963.55 hours of overtime designated for enforcement and an additional 50.25 hours for educational purposes.

Overtime Enforcement Hours	7,963.55	Seat Belt Warnings (Nighttime)	157
Overtime Educational Hours	50,25	Child Restraint Citations	69
OWI Arrests – Alcohol	279	Child Restraint Warnings	99
OWI Tested – No Arrests	149	Speed Citations	4,705
OWI Arrests – Drugs	18	Speed Warnings	2,366
# DRE Call Outs (GTSB Stop Only)	6	Stop Sign/Light Citations	650
OWI Drug Tested – No Arrest	13	Stop Sign/Light Warnings	456
.02 Violations	7	No Texting Law Citation	42
Underage Possession (Traffic Only)	11	No Texting Law Warnings	63
Open Container	53	No Electronic Device Citation	40
Seat Belt Citations (Daytime)	718	No Electronic Device Warning	72
Seat Belt Warning (Daytime)	502	Other Traffic Violation Citation	3,257
Seat Belt Citations (Nighttime)	204	Other Traffic Violation Warning	4,350

These 21 agencies/projects, contributed to the targets listed in the Highway Safety Plan by enforcing and promoting laws with a direct impact to traffic safety.

Project: Annual Governor’s Highway Traffic Safety Conference

Agency: Iowa State University, Conference Planning and Management

Project Number: 18-402-MOPT, Task 00-00-29 (Split)

The Annual Governor’s Highway Traffic Safety Conference provided a venue for traffic safety partners for all disciplines to come together for training and networking. The 2018 agenda contained a variety of traffic safety related speakers, subjects, and vendors. The 2018 conference was held April 25 - 26, 2018, in West Des Moines, Iowa, and was attended by 275 individuals.

Iowa State University Conference Planning and Management were vital in the coordination, planning and execution of the 2018 conference. ISU’s efforts included designing a website and electronic communication to distribute to previous attendees as well as through the GTSB list serve to promote the event. During the conference, ISU provided registration services and helped coordinate activities. Conference evaluations were tallied and presented to the GTSB. ISU also assisted in securing a location for the 2019 conference.

This project contributed to the targets listed in the Highway Safety Plan as the annual conference is an opportunity for traffic safety professionals to gather and gain knowledge from the information presented. The conference also provides for a time for attendees to network.

Project: Dispatch Support – Scott County, Iowa Area

Agency: Scott Emergency Communications Center

Project Number: 18-402-MOPT, Task 22-00-00

Overtime dispatch services supported a Drunk and Drugged Driver Enforcement project which was held August 31 – September 1, 2018 and an additional enforcement project held on the weekend of September 21, 2018.

This project contributed to the targets listed in the Highway Safety Plan by supporting high visibility enforcement efforts of local agencies in the Scott County area.

Data Systems/Traffic Records/405c

Project Overview:

Complete and accurate data is the foundation of Iowa's overall traffic records system. The Statewide Traffic Records Coordinating Committee (STRCC) understands the importance of traffic records and recognized that the traffic records system is a complex network of programs and systems involving numerous agencies that collect, report, maintain, and analyze many highway safety related processes, methods, and component systems. Members strive to improve the traffic records system as a whole. Traffic records efforts funded through or in part by Section 405c – State Traffic Information System Improvement) funding focus on the six core data sets: Crash, Roadway, Driver, Citation/Adjudication, Vehicle and EMS/Injury Surveillance. Projects have an emphasis on improving performance attributes of accuracy, completeness, timeliness, uniformity, accessibility, and/or integration of traffic records. Strategies focus around the recommendations set forth in the 2011 and 2015 Traffic Records Assessments. Projects comply with national data standards such as Model Minimum Uniform Crash Criteria (MMUCC), National Emergency Medical Services Information System (NEMSIS), and Model Inventory of Roadway Elements (MIRE).



Targets:

- Continue to review and consider the recommendations from the 2015 Traffic Records Assessment.
- Update the TSDA (Traffic Safety Data Analysis) website with data that is useful to end users and continue to support enhancements to the system.

Strategies:

- Make known and promote the use of data and the resources available throughout the state.
- Consider recommendation made during the 2011 and 2015 Traffic Records Assessment.
- STRCC Guidance Team to meet a minimum of three times a year.
- Hold a minimum of three STRCC meetings throughout the year.
- Encourage the formation of sub-committees and hold meetings as necessary for special projects.

Outcomes/Results:

Iowa has a long history of promoting data improvement and uses through its Statewide Traffic Records Coordinating Committee. During FFY 2018, STRCC had three statewide meetings.

One prominent goal is to make known and promote the use of data and the resources that are available. Iowa's traffic records system contains an abundance of data that is utilized to determine problem areas and can support corrective action and recommendation made in engineering and enforcement efforts. Traffic safety data is more readily available since the development of the web-based analytical tool, Iowa Crash Analysis Tool, ICAT, formerly known as SAVER). The potential ICAT user base includes thousands of people affiliated with state, county and local agencies, along with consultants that provide professional services to state and municipal agencies.

During FFY 2018, the GTSB managed Section 405c funding for projects that have a specific focus to improve Iowa's overall traffic records system.



The Statewide Traffic Records Coordinating Committee met three times during FFY 2018. These pictures are from the January 2018 meeting in Ames, Iowa.

**Project/Agency: Iowa Department of Transportation
Office of Driver Services/Injury Prevention Research Center**

Project Number: 18-405c-M3DA, Task 01-00-00

This project continues to provide for multi-disciplinary research projects through the University of Iowa Injury Prevention Research Center (IPRC) utilizing Iowa data. Collaboration occurs between IPRC and the Iowa Department of Transportation in regard to research projects and data sources and availability. Throughout the year, IPRC researchers and traffic safety partners present such research at local, national, and international meetings. Several research projects that IPRC continues to conduct include ATV research, research in regard to lighting on farm equipment, young drivers, and bicyclist/pedestrian.

This project contributed to the targets listed in the Highway Safety Plan as research can assist in identifying behavioral factors directly linked to traffic safety and supports recommendations from the 2015 Traffic Records Assessment.

Project/Agency: Iowa Traffic and Criminal Software (TraCS)

Agency: Iowa Department of Transportation, Motor Vehicle Enforcement

Project Number: 18-405c-M3DA, Task 02-00-00

Funding directly supported onsite and remote services and training for law enforcement agencies who utilize TraCS throughout the state. Efforts by the TraCS team continues to increase as seen in the number of agencies utilizing TraCS; thus including the electronic submission of crash reports and citations. At the end of the 4th quarter of FFY 2018, electronic crash reports being submitted was recorded at 99.32%. The number of agencies submitting citations, complaints and affidavits to the CJIS network increased 34 from 265 at the beginning of FFY 2018 to 299 at the end of the 4th quarter. The number of agencies submitting crash reports via TraCS and TraCS Web Services increased 21 from 335 at the beginning of FFY 2018 to 356 at the end of the 4th quarter.

This project contributed to the targets listed in the Highway Safety Plan as TraCS is an initiative of the Iowa Department of Transportation to collect data from law enforcement at the scene of a motor vehicle collision. The information is then sent electronically to the DOT. Enhancements in TraCS plus the addition of new agencies continue to provide for accurate, complete, and timely data. This project also supports recommendations from the 2015 Traffic Records Assessment and was utilized in 2018 as the project for the 405c qualification/Interim Progress Report.

**Project/Agency: Iowa Department of Transportation
Office of Traffic and Safety**

Project Number: 18-405c-M3DA, Task 03-00-00

During the funded year, the Iowa Department of Transportation continued data collection for municipal intersections, attribute data for horizontal curves, and road network segment-based MIRE-related elements. Into FFY 2019, the data collection, review, and corrections will continue. Efforts continue to combine two existing intersection databases into one. Additional QA/QC measures were detected and have been addressed. HSM calibration also continued in FFY 2018 as calibration factors for interstate, expressway, and freeway were developed. Partnerships with In-Trans has provided for work to be completed on 2-lane rural highways.

This project contributed to the targets listed in the Highway Safety Plan as it supports recommendations from the 2015 Traffic Records Assessment; specifically in regard to the development and deployment of the web-based analytical tool.

**Project/Agency: Iowa Department of Human Rights
Criminal and Juvenile Justice Planning (CJJP)**

Project Number: 18-405c-M3DA, Task 04-00-00

The integration between the citation and crash dataset is complete. CJJP has been working with the University of Iowa to transfer various data sets for crash and citation research and analysis. CJJP has worked with DOT in regard to blood alcohol content (BAC) data. CJJP produced a report entitled "A Five Year Analysis of OWI Charges and BAC Results in Iowa". Other statistical reports produced during the funded year include: "A Response to 2018 Legislation: Texting While Driving and Operating While Intoxicated Reform" and "An Analysis of Annual Trends Relating to the Use of Local Ordinances".

The project contributed to the targets listed in the Highway Safety Plan as it supports recommendations from the 2015 Traffic Records Assessment.

**Project/Agency: University of Iowa
Injury Prevention Research Center (IPRC)**

Project Number: 18-405c-M3DA, Task 05-00-00

Research continues on bicycle and pedestrian crashes and the correlation with citation/adjudication data. Frequencies and distributions of charges and convictions for such crashes have been conducted and including the production of a frequency table. Predictive analyses for bicycle/pedestrian crashes have been conducted. Similar research and analysis was conducted on motorcycles and moped crashes using related court (charge and conviction data) received from CJJP and comparison groups were identified. Such research on vulnerable road users will continue into 2019.

This project contributed to the targets listed in the Highway Safety Plan as it supports recommendations from the 2015 Traffic Records Assessment.

Project: Data-Related Travel Expenses / Iowa State Patrol

Agency: Iowa State Patrol

Project Number: 18-405c-M3DA, Task 07-00-00

Section 405c funding helped support members of the Iowa State Patrol to attend meetings and events which have a nexus to traffic records. During FFY 2018, representatives from the Iowa State Patrol attended the following:

- TraCS National Model Meetings
- ATSIP Traffic Records Forum

- Statewide Traffic Records Coordinating Committee (STRCC) Meetings

This project contributed to the targets listed in the Highway Safety Plan by supporting the recommendations from the 2015 Traffic Records Assessment; specifically in regard to crash data submitted by the Iowa State Patrol.

Project/Agency: Iowa State University/CTRE-ITSDS

Project Number: 18-405c-M3DA, Task 08-00-00

ITSDS addressed more than 185 inquiries and requests from or on behalf of approximately 45 different agencies, organizations, offices, departments, or individuals. Some efforts are broader and more comprehensive, encompassing multiple geographic areas and requiring numerous products. Requests covered a wide range of areas and topics. Following are some examples:

- User (motorcycles, mopeds, ATVs, heavy trucks, school buses, non-motorists including pedestrians, bicyclists and horse/buggies, tractors and farm equipment)
- Drivers (speed-related crashes, distracted drivers, impairment, and younger drivers)
- Engineering (expected crash reduction(s) related to engineering improvements, safety improvement candidate locations, work zones, site specific assessments, uncontrolled intersections, intersections, and local agencies)
- Enforcement (High Five, heavy trucks, severe crashes, unprotected occupants, severe crashes, impairment, broadside and ran traffic signal crashes, potential enforcement corridors, targeted law enforcement, enforcement impacts, automated enforcement, and local agencies)
- Environment (adverse weather related crashes)
- Other (data access, secondary crashes, local agencies, unprotected vehicle occupants, fall safety workshops, truck rollovers, vehicle involvement, EMS-crash integration, and adjudication)

Requests during the year also includes several semi-regular and special requests.

This project contributed to the targets listed in the Highway Safety Plan as ITSDS is a resource for traffic data analysis for many different requestors, including enforcement agencies.

Project/Agency: Iowa Department of Public Health

Bureau of Emergency Trauma Services (BETS)

Project number: 18-405c-M3DA, Task 09-00-00

From the beginning of FFY 2018 to September 30, 2018, Iowa averaged 726 active services, Of the 395 transport agencies, 366 submitted incidents which just falls short of the 95% performance measure, though this includes a 97% average validation score. The number of incidents submitted by transport services for these four quarters is 289,862. For the 331 non-transport agencies, 252 of them submitted 38,523 incidents for this time period, with an average 95% validation score. The 76% incident submission rate for non-transport met the performance measure.

As of the end of FFY 2018, there were 116 of 118 hospitals submitting data directly to the trauma registry with the other two facilities using a third-party vendor who, in turn, submits data to Patient Registry. Effectively all facilities are submitting their trauma data to IDPH and the 98% submission level has been exceeded.

This project contributed to the targets listed in the Highway Safety Plan as it supports recommendations set forth in the 2015 Traffic Records Assessment.

Project: Electronic Data Recovery

Agency: Iowa State Patrol/Technical Investigators

Project Number: 18-405c-M3DA, Task 10-00-00

Project Not Implemented – A contract had been drawn up between the Iowa State Patrol to utilize Section 405c funding for the purchase of a KIA Electronic Data Recovery Unit and a Hyundai Electronic Recovery Unite. Due to “Buy America” restrictions and special approval needed for equipment over \$5,000, the contract was dissolved and additional funding was given to the Iowa State Patrol, Project #18-405d-M60T, Task 20-00-00, for the purchase of in-car video cameras.

Project/Agency: University of Iowa/National Driving Simulator

Project Number: 18-405c-M3DA, Task 06-00-00

Early in the project year, improvements were made on the process for cross-referencing crash data and driver licensing/history records. Steps were added to further discriminate multiple drivers and crashes with the same date pairs of date of birth and date of crash. Additional Iowa DOT data was received in regard to driver licensing/history data. Additional data was also received on crash reports. Data was cleaned, cross-referenced and tables were updated for 2008-2017. Work is continuing to analyze data and to summarize findings of this project.

This project contributed to the targets listed in the Highway Safety Plan as it support recommendations set for the in the 2015 Traffic Records Assessment and supports research that is specific to youth drivers. Research will provide information that will be specific to the current GDL laws.

Paid Media and Other Marketing

Media relations are invaluable in the efforts to educate the public about traffic safety with the ultimate goal to change poor driving behaviors. The Governor's Traffic Safety Bureau uses a variety of venues and works with the media and other marketing professionals to provide information to the public regarding traffic safety. Through paid, earned, and social media, traffic safety awareness information can be disseminated to a large number of people and can be focused on target groups.

Paid media is the mechanism the GTSB uses to deliver specific messages directed toward a particular target audience. Through the purchase of paid media/advertising, there is a guarantee the message/public service announcement will be aired at specific times and on specific stations. Media models created by NHTSA are used during the national mobilization events such as "Click It or Ticket" and "Drive Sober or Get Pulled Over". State level media purchase are coordinated with national media plans during the national mobilization periods.

Numerous other marketing professionals, besides the media, are also utilized to deliver traffic safety related messaging throughout the state. Over the years there has also been an increase in the utilization of social media to deliver messaging and other information. Facebook is the primary social media platform utilized by not only the GTSB but other traffic safety partners. Social media is a very popular way to convey information to a wide variety of people. Social media allows for the integration of technology, social interaction, and to communicate in "real time". Social media allows for the "sharing" and reposting of messages and information; thus having a virtually endless audience. Delivering traffic safety messages at different venues allows for diverse audiences to see and hear messaging.

Strategies:

- Through paid media, provide NHTSA public service announcement and taglines to support "Click It or Ticket".
- Continue to provide current information and expand information on the GTSB's microsite, www.drivesmartiowa.com.
- Target problematic age groups as identified through data.

Outcomes/Results:

Throughout the year, a wide media mix provided public awareness for traffic safety issues. Different strategies were used to deliver messages and to educate the general public. Previously developed public service announcements and print materials were also utilized and were made available for easy download and use on the GTSB microsite, www.drivesmartiowa.com.

Educating the public about traffic safety remains one of the emphasis areas within the State Strategic Highway Safety Plan.

The effectiveness of awareness programs can be difficult to measure, however, the state's vast media mix allows for information to be shared in various means and to various targets. The information below provides information in regard to the variety of media/marketing mix utilized throughout the state in FFY 2018.

Project/Agency: Cedar Rapids Kernels**Project Number: 18-405b-M1*PM, Task 02-00-00**

The Cedar Rapids Kernels are a Class A minor league baseball in Cedar Rapids, Iowa. During the 2018 season (April through September), the Kernels displayed and announced traffic safety messages during all of the home games. This included an 8' x 15' rotating sign displaying the message "Drive Sober or Get Pulled Over". Traffic safety messages were aired during the Kernels broadcasts for both home and away games. Kernels broadcasts could be heard on KMRE Radio and listeners could also catch the game online at www.kernels.com, www.kmryradiocom, and could be viewed online through webcast on MiLB TV. The Kernels also ran DPS/GTSB

approved traffic safety public service announcements at Veteran’s Memorial Stadium during the pre-game programs.

This project contributed to the targets listed in the Highway Safety Plan by providing traffic safety message exposure in the areas of occupant protection, impaired driving and distracted driving.

Project/Agency: Greater Des Moines Baseball

Project Number: 18-405b-M1*PM, Task 04-00-00

Through Greater Des Moines Baseball, the 2018 season of the Iowa Cubs played at Principal Park in Des Moines, Iowa, served as a great venue in which to provide traffic safety messages. Signage was provided at Principal Park. Traffic safety signage included a marquee sign, a 3’ x 6’ concourse backlit sign, and a 14’ x 19’ double outfield fence sign (displaying the “Drive Sober or Get Pulled Over” message). The outfield fence sign provided exposure not only to the baseball fans within the complex but was also visible during television broadcasts and sport reports on news stations. A 4’ x 8’ digital sign on the marquee on 2nd Avenue that runs next to the ballpark also displayed a 2-sided sign with traffic safety messages to countless people driving into and out of downtown Des Moines. Attendance for the 70 home games of the 2018 season of the Iowa Cubs was 463,399. In addition to the regular Iowa Cubs season, Principal Park also welcomed the 2018 Iowa High School Baseball Tournament, which brought 27,533 additional fans to the venue.

This project contributed to the targets listed in the Highway Safety Plan by providing traffic safety message exposure.

Project/Agency: IMG College – Drake

Project Number: 18-405b-M1*PM, Task 05-00-00

Public service announcement containing traffic safety messages were aired during Drake University football, men’s basketball, and women’s baseball through the Drake Sports Network (KRNT/1350 AM radio). Radio messaging was conducted during pre-game, play-by-play, and post-game times. The radio program coverage reached listeners across the state. Additional traffic safety messages were displayed at scorer tables and on electronic panels at athletic events through the campus venue along with public service announcements being shown on the video boards and advertising in event programs.

This project contributed to the targets listed in the Highway Safety Plan by providing traffic safety message exposure in the areas of occupant protection and distracted driving.

Project/Agency: Iowa Barnstormers

Project Number: 18-405b-M1*PM, Task 06-00-00

During the 2018 season of the Iowa Barnstormers, public address messages reminding fans to buckle up and drive home safely at all home games. Scoreboard graphics and sideline dasher boards were also provided. The DPS/GTSB logo was also displayed on the Barnstormer website. Additional deliverables for the 2018 year included a 4’ x 8’ sideline dasher board, a 30-second PSA on the video board during all home games, and a 30-second radio message during all live game broadcast on 1040 WHO AM.

This project contributed to the targets listed in the Highway Safety Plan by providing traffic safety message exposure in the areas of occupant protection and distracted driving.

Project/Agency: Iowa Wild**Project Number: 18-405b-M1*PM, Task 07-00-00**

During the 2018 season, those attending Iowa Wild home games were encouraged to sign up as a designated driver and were rewarded for pledging to be the designated driver with a free soda from the concessions. Traffic safety messaging utilized “Buzzed Driving is Drunk Driving – designate a sober driver” on dasher boards and graphics throughout the venue in addition to 30-second messaging being aired during each game. The Iowa Wild website and social media, including Facebook and Twitter, posts provided facts and information to promote safe and sober driving.

This project contributed to the targets listed in the Highway Safety Plan through traffic safety message exposure in the areas of occupant project, impaired driving and distracted driving.

Project/Agency: Krogman & Associates**Project Number: 18-405b-M1*PM, Task 08-00-00**

During FFY 2018, the GTSB partnered with Krogman & Associates to provide radio announcements, internet streaming and signage at state high school championship athletic tournaments. These events draw large crowds annually to the championship venues. Krogman & Associates worked through the Iowa High School Sports Network (IHSSN) and their website, www.ihssn.com, to have traffic safety messages and the GTSB logo provided at the championship events. Deliverables for FFY 2018 included:

October	State High School Co-Ed Cross Country Meet	One 3' x 6' sign provided.
November	State High School Football Championships	:30 audio announcement aired during 18 championship games. 3' x 8' sign provided at 18 championship games. Internet streaming provided. GTSB and “Click It or Ticket” logos displayed on the video boards. :30 video announcement aired during finals games. Traffic safety announcements televised during 6 finals games.
	State Cheerleading Championships	One 3' x 6' sign provided
February	State High School Wrestling Championships	Internet streaming provided. DPS and GTSB logos displayed on the video boards. Rotating graphic on the ribbon board. Rotating logo displayed on 2 sides of the LED video display. Rotating logo displayed on the television broadcast for the semi-finals
March	State High School Boys Basketball Championships	:30 radio announcements aired at 32 championship games. Two 3' x 16' LED signs displayed at the scorer's table during 32 championship games. Internet streaming provided. DPS and GTSB logos displayed on the video boards. Rotating graphic on the ribbon board. Rotating logo displayed on four sides of the LED video display. :30 video announcement aired during 4 finals games
May	State High School Co-Ed Track Championships	Two 3' x 8' signs provided.
June	State High School Soccer Championships	One 3' x 6' sign provided.

July	State High School Boys Baseball Championships	:30 traffic safety public service announcements at 28 games.
October – June	GTSB received a 138 x 140 tile ad on the IHSSN sponsor page and one rotating sponsor ad on the IHSSN home page of the www.ihssn.com website. Both linked back to the GTSB website.	
July – September	GTSB received a 225 x 225 pixels title ad on the IHSSN sponsor page and one 275 x 320 pixels sponsor ad on the IHSSN home page of the www.ihssn.com website. Both linked back to the GTSB website.	

Additional noteworthy activities for FFY 2018 include the redesign of their website to update navigation and to provide more sponsor exposure with static logos. Krogman & Associates also continued to advance on social media outlets including Twitter, Instagram, Facebook and YouTube.

This project contributed to the targets listed in the Highway Safety Plan through traffic safety message exposure.

Project/Agency: Waterloo Bucks

Project Number: 18-405b-M1*PM, Task 11-00-00

During the 2018 season, the Waterloo Bucks played two traffic safety videos, along with the GTSB logo, at all 36 home games. The videos utilized were “Rock Stars Ride in Limos” and “Smart Car” which were both previously developed by The Integer Group. The 8’x20’ outfield signed displayed the “Drive Sober or Get Pulled Over” logo. The 2018 season attendance was approximately 39,000.

This project contributed to the targets listed in the Highway Safety Plan through traffic safety message exposure.

Project/Agency: Alliance Sport Marketing

Project Number: 18-405b-M1*PM, Task 01

Alliance Sport Marketing partnered with the GTSB to coordinate traffic safety messaging to include premium signage and public service announcements at 16 motorsport venues through the state. The 16 venues were all located within or near the “Top 22” target counties. Signage was placed in each venue which was visible to fans during races. Public address announcement were also made prior to the start of each race, between races, and at the end of the night.

This project contributed to the targets listed in the Highway Safety Plan as this project specifically targeted 18 – 34 year old male drivers on the dangers of impaired driving and the importance of belt usage.

Project/Agency: Radio Iowa News

Project Number: 18-405b-M1*PM, Task 09-00-00

Radio Iowa provided a year of safety messages across Iowa’s rural radio stations. A variety of new messages were created and produced which were all geared toward targeted audiences. All goals for the airing of the messages was met or was exceeded.

This project contributed to the targets listed in the Highway Safety Plan through traffic safety radio messages in the area of impaired driving, occupant protection, distracted driving, drowsy driving, and motorcycle.

Project/Agency: Screenvision Direct**Project Number: 18-405b-M1*PM, Task 10-00-00**

A variety of public service announcements were provided throughout the year by Screenvision Direct. Screenvision is considered a sole-source provider of cinema advertising in the state. Screenvision is represented not only in larger cities throughout the state but also in some more rural, less populated areas. The public service announcements through Screenvision include several traffic safety areas as reflected below:

Impaired Driving			
11/17/17 – 12/28/17	6 weeks	Screens: 95	No. of Theatre Locations: 1
Total Admissions: 333,052			
08/24/18 – 09/06/18	2 weeks	Screens: N/A	No. of Theatre Locations: 11
Total Admissions: 33,752			
Distracted Driving			
03/30/18 – 4/26/18	4 weeks	Screens: 151	No. of Theatre Locations: 14
Total Admissions: 206,923			
Rural Driving			
04/13/18 - 04/26/18	2 weeks	Screens: 76	No. of Theatre Locations: 19
Total Admissions: 54,796			
09/14/18 – 09/27/18	2 weeks	Screens: N/A	No. of Theatre Locations: 19
Total Admissions: 37,995			
“Click It or Ticket”			
05/04/18 – 06/07/18	4 weeks	Screens: N/A	No. of Theatre Locations: 16
Total Admissions: 314,489			

This project contributed to the targets listed in the Highway Safety Plan through public service/educational announcements in the traffic safety areas of impaired driving, distracted driving and safety belts.

Project/Agency: The Integer Group**Project Numbers: 18-405b-PM M1PE, Task 03-00-00, 18-405d-M6OT, Task 36-00-00**

The Integer Group served as the GTSB’s main media source in FFY 2018. Through The Integer Group, media was purchased in support of national mobilizations. Paid media plans were coordinated with national mobilization times with messaging starting approximately a week prior to enforcement efforts. The Integer Group works hard for “donated/earned” media which included negotiated non-purchased and donated media placement in newspapers, radio and TV to address numerous traffic safety areas including impaired driving, distracted driving, occupant protection, and motorcycle. The Integer Group also continued to expand on social media platforms to deliver traffic safety messages, including “Spotify” during 2018. During FFY 2018, The Integer Group also maintained the GTSB’s microsite www.drivesmartiowa.com.

Efforts by The Integer Group contributed to the targets listed in the Highway Safety Plan primarily by securing paid media with bonus added value. Efforts also included providing current and useful traffic safety information on the GTSB microsite, www.drivesmartiowa.com.

Project/Agency: Learfield Sports

Project Number: 18-405b-PM M1PE, Task 02-00-00

Throughout FFY 2018, public service announcements were developed, approved and aired during athletic events at Iowa State University and the University of Iowa focusing on impaired driving and belt usage. FFY 2018 activity included the following:

Unwired Radio

- Total affiliates for Hawkeye and Cyclone Unwired Network: 53
- Total spots played: 14,530

Football Radio

- Total football affiliates for Hawkeye and Cyclone Network: 41/31
- Total games played: 26
- Total spots played: 1153 statewide impressions
- Total :10 live read: 26

Men and Women Basketball

- Total men's and women's affiliates for Hawkeye and Cyclone network: 70/44
- Total games played: 131
- Total spots played: 5,831 statewide impressions
- Total :10 live read: 131

Approved signage was also provided on inside gates or sandwich boards at Kinnick Stadium (University of Iowa) and Jack Trice Stadium (Iowa State University) and courtside LEDs at Carver Hawkeye Arena (University of Iowa) and Hilton Coliseum (Iowa State University) in addition to signage at the University of Northern Iowa / McLeod Center.

This project contributed to the targets listed in the Highway Safety Plan through traffic safety messaging in various traffic safety areas.

Project/Agency: Des Moines Buccaneers

Project Number: 18-405b-M1*PM, Task 03-00-00

Deliverables for FFY 2018 included:

- PSA shown on video board at each home game
- Three approved live messages announced at all home and away games and exposure reported.
- 2 - 3 x 8 dashers displayed during the season.
- Social media messages posted.
- One designated drive package for each home game during the funded year.

The Des Moines Buccaneers season was completed on April 7, 2018, The season attendance was 107,466.

This project contributed to the targets listed in the Highway Safety Plan through traffic safety messaging.

Project/Agency: Iowa Wolves

Project Number: 18-405b-M1*PM, Task 13-00-00

An alternate transportation table was provided and located at the Iowa Wolves fan services area on the concourse of Wells Fargo area at all Wolves home games. The table included a branded GTSB tablecloth as well a sign explaining the promotion. Wolves' staff assisted fans at the game who chose to sign up to be designated drivers for their group. Those who did sign up received a wrist band noting they were not to be served alcohol at the game, as well as a voucher for a free soda at the concession stands. Other deliverables for the year include:

- One :30 video spot played during each Wolves Facebook Live game broadcast.
- E-mail blasts to over 20,000 people in Wolves database which included GTSB banner ad with click through to GTSB website.
- Utilization of Facebook and Instagram features.
- GTSB logo was featured on the Iowa Wolves opening night t-shirt giveaway.

This project contributed to the targets listed in the Highway Safety Plan through traffic safety messaging.

Project/Agency: Iowa Public Television (IPTV)

Project Number: 18-405b-M1*PM, Task 12-00-00

FFY 2018 was the first year IPTV partnered with the GTSB. The objective of the partnership was to share safe driving messages to IPTV's statewide viewing audience of two million monthly viewers. During the year, traffic safety messages were created and aired (approximately 3 per week) during established times which coincided with national traffic safety campaigns when applicable. The Iowa Department of Public Safety is listed in Advance Magazine, IPTV's programming guide, under general program support. This magazine is mailed to 60,000 households in Iowa each month. A testimonial announcement was also aired twice a month during prime time.

This project contributed to the targets listed in the Highway Safety Plan through traffic safety messaging.

Planning and Administration and Program Management

Program Overview:

Traffic safety efforts managed by the GTSB support the Bureau's mission "To identify traffic safety issues and, through partnerships with city, county, state and local organizations, develop and implement strategies to reduce deaths and injuries on Iowa's roadways utilizing federally-funded grants to improve traffic safety in the State of Iowa".

GTSB staff follows solid practices and policies for planning, programming, implementation, and monitoring/review, follow-up and adjustment throughout the year. Staff is aware of crash data that is available to help develop data-driven programs which can be quantified and measured. Staff is also familiar with the Problem Identification process and are familiar within the Highway Safety Plan in addition to the collaborative goals contained within the State Strategic Highway Safety Plan.

Throughout the year the staff works closely with grantees in regard to general oversight and monitoring of contracts. Each Program Administrator also is assigned a specialized area such as DRE/ARIDE, Distracted Driving, Occupant Protection, Youth or sSTEP.

Targets:

- Support traffic safety professionals throughout the state in regard to the implementation of safety strategies identified in the Highway Safety Plan and the State Strategic Highway Safety Plan.
- Host the Annual Governor's Highway Traffic Safety Conference
- Encourage agencies to develop multi-disciplinary partnerships.
- Continuously monitor and evaluate the effectiveness of projects toward the common goal to reduce fatalities and serious injuries on Iowa roadways.
- Work with statewide traffic safety stakeholders to implement strategies identified in the State Strategic Highway Safety Plan.

Strategies:

- Staff to serve on special projects, teams, boards, and/or coalitions.
- Staff to represent the GTSB by participating in meetings throughout the state.
- Identify opportunities for highway safety initiatives throughout the state.

Outcomes/Results:

Throughout the year, GTSB staff was involved in planning, programming, implementation, monitoring, review and follow-up with contracts/sub-grantees.



Part of the GTSB Program Administrators' monitoring responsibilities is to verify and inventory equipment purchased with federal funds.

An annual activity hosted by the GTSB is the Governor's Highway Traffic Safety Conference. The 2018 conference was held in West Des Moines, Iowa. The 2018 conference was attended by 275 attendees.



*Left: Attendees at the 27th Annual Governor's Highway Traffic Safety Conference during a general session presentation.
Above: Susan DeCourcy, Administrator, National Highway Traffic Safety Administration – Region 7, presents information about federal news at the 2018 conference.*

One of the highlights of the conference is the Awards Banquet on the second day. Those receiving an award at the 2018 conference are listed below:

Commissioner's Award for Excellence in Traffic Safety

Audio Visual Category

Clayton County Community Collaboration Council, Clayton County Substance Abuse Services

Children/Youth

Cher Carney and Michelle Reyes, Senior Researchers, University of Iowa National Driving Simulator

Criminal Justice Category

Sergeant Joshua Cizmadia, Nevada Public Safety

Deputy Sheriff Tony Dalsing, Dubuque County Sheriff's Office

Senior Trooper Terry Dykstra, Iowa State Patrol, District 6

Trooper Ryan Menke, Iowa State Patrol, District 13

Police Officer Dilok Phanchantraurai, Ames Police Department

Deputy Sheriff Jesse Rustad, Clay County Sheriff's Office

Senior Trooper Dan Schaefer, Iowa State Patrol, District 9

Christine Shockey, Former Assistant Attorney General, Iowa Attorney General's Office

Officer Eric Snyder, Ames Police Department

Health Professional

Cara Hamann, University of Iowa Injury Prevention Research Center

Individual

Sandra Q. Larson, Retired – Iowa Department of Transportation Operations Director

Roxanne Seward, Senior Engineering Technician, Iowa Department of Transportation

Media

Marcia Teel, Creative Services Director, DWQC TV 6 News

Rick and Julie Vinsand, The Gowrie News

DRE Awards / Top Regional DREs

Central: Christian Dekker, Winterset Police Department
Northwest: Dustin DeGroot, Woodbury County Sheriff's Office
Northeast: Jedediah Jones, Clayton County Sheriff's Office
Southeast: Brad Reinhard, Iowa City Police Department
Southwest: Benjamin Bartholomew, Cass County Sheriff's Office
Iowa State Patrol: Kyle Ratzesburger, District 1

2018 DRE Valedictorian Award

Officer Jeff Reinhard, Coralville Police Department

Kip Hayward Award

Brad Reinhard, Iowa City Police Department



Left: T. Bella Dihn-Zarr, PhD, MPH-NHTSB Board Member, National Transportation Safety Board provided a presentation entitled "Reaching Zero: The Power of Science and Story" at the 27th Annual Governor's Highway Traffic Safety Conference.

Right: GTSB Bureau Chief Patrick Hoyer and Iowa Department of Public Safety Commissioner Roxann Ryan presented Officer Dilok Phanchantraurai, Ames Police Department with a Commissioner's Special Award for Traffic Safety at the 2018 conference.

Noteworthy Events

Law Enforcement Partnership Forum, January 10 2018, Spencer, Iowa

The meeting focused on serious injury and fatality rates in rural Iowa and provided for a roundtable discussion where attendees could share strategies and ideas on how to make our roads even safer.

An outcome of this meeting was the identification of three emphasis areas:

1. Agency leadership must support and emphasize traffic safety issues.
2. Agencies must have set traffic safety goals; having statewide goals to coordinate with is helpful.
3. Agencies could benefit from having a Traffic Safety Operation Plan.

A Traffic Safety Operation Plan was developed to assist agencies in creating or enhancing their own plan.

NHTSA Region 7 Meeting

The NHTSA Region 7 Meeting was held April 3-4, 2018, in West Des Moines, Iowa. All of the states within Region 7 were represented.

Annual Events and Projects to Promote and Enhance Partnerships

Local Road Safety Workshops

This series of annual workshops is funded by the Iowa Department of Transportation, Office of Traffic and Safety. In October 2017, there were 6 workshops held. Planning and presentations for the workshops are provided by several co-sponsors, including the Iowa DOT Systems Planning and Local System offices, Federal Highway Administration (FHWA) – Iowa Division, the GTSB, and the Iowa Local Technical Assistance Program (LTAP). These workshops are presented at convenient locations in Iowa to provide the most current information and advice for improving safety on local agencies' road and streets in terms of planning, law enforcement, education, and engineering. The workshops provide professionals from planning agencies, law enforcement engineering, consulting and other disciplines from all levels of government an opportunity to meet, learn, interact, and share experiences, opinions, and suggestions for strengthening and expanding the overall safety program for local roads and streets in Iowa, often resulting in addressing identified safety concerns in an effective multi-disciplinary manner.

Iowa State Fair

In 2018, the GTSB continued the tradition of an educational display booth at the Iowa State Fair. The purpose of the booth is to provide traffic safety information to fairgoers. The Iowa State Fair is the largest outreach project conducted by the GTSB during the year as approximately one million individuals attend the fair annually over the 10-day event. A diverse audience can be reached through the Iowa State Fair.



Strategic Highway Safety Plan

Iowa is fortunate to have the dedicated support of various public and private entities who have the ultimate goal of Zero Fatalities. These partners not only support the development of the Strategic Highway Safety Plan (SHSP) but also advocate for and implement strategies that ultimately result in fewer fatalities and injuries on Iowa roadways.

During 2018, GTSB staff were involved in an update to Iowa's 2017 SHSP. For this update, the prioritization of Iowa's 18 safety emphasis areas was supported by an analysis of crash data and an extensive statewide input process involving Iowa's traffic safety stakeholders. The result of these efforts was the prioritization of eight of the safety emphasis areas that are not considered priority safety emphasis areas.



Traffic safety stakeholders met throughout the year to update the State Strategic Highway Safety Plan.

Federal Funds Expended on Projects

The Governor's Traffic Safety Bureau enters data at the project level in the Federal Grant Tracking System. The amount of federal funds expended and share to local benefit on each project is identified in the Final Voucher and is provided as ATTACHMENT B.

For Section 402, Iowa's share to local benefit was 52.67% in FFY 2018.

Partnerships for Success/Training, Technical Assistance and other Expertise

As key stakeholders in traffic safety, the staff of the GTSB actively participate in webinars, conference, meetings, and other training activities to bolster their knowledge and partake in networking with other traffic safety partners. Staff are encouraged to attend trainings in the NHTSA core areas of program management, financial management, data analysis, and instructor development.

Iowa maintains a strong relationship with NHTSA Region 7. Region staff are always available to provide direction, leadership, expertise, and support.



Attachments

Attachment A Public Awareness/Traffic Safety Survey

Attachment B FFY 2018 Final Voucher

**Governor's Traffic Safety Bureau
Traffic Safety Survey Report
2018**

Iowa State University's Center for Survey Statistics and Methodology (CSSM) contracted with the Iowa Governor's Traffic Safety Bureau (GTSB) to conduct the 2018 Traffic Safety Survey of licensed drivers in Iowa. CSSM has conducted this survey for the GTSB annually since 2012. The survey focuses on driving patterns and public awareness of traffic safety media campaigns and is designed to obtain information for reporting to the National Highway Traffic Safety Administration. Primary contact at the Iowa GTSB is Cinnamon Weigel, GTSB Occupant Protection Coordinator.

The 2018 Traffic Safety Survey consisted of 23 questions on a one-page document (both sides) designed for self-administration. It contained the same 23 questions used in 2017, including 10 core questions requested by the NHTSA, six other related questions, two demographic items (age and gender), and five questions focusing on drowsy driving.

The data collection process followed procedures used in past years. CSSM staff collected the data in driver licensing offices in five Iowa cities: Ankeny, Cedar Rapids, Council Bluffs, Fort Dodge, and Mason City. Data was collected in each city on a single day, from approximately 8:30 am to 5 pm. A copy of the paper survey was given on a clipboard to people in the waiting area of each driver licensing office. Surveys were voluntary and anonymous. The driver licensing office employees were helpful and cooperative. No problems or complications were encountered.

The schedule and response for each city is shown below.

City	Date	Day of Week	Completed Surveys
Ankeny	8/1/2018	Wednesday	178
Cedar Rapids	7/24/2018	Tuesday	321
Council Bluffs	7/26/2018	Thursday	166
Fort Dodge	8/2/2018	Thursday	99
Mason City	8/3/2018	Friday	92
TOTAL OF ALL LOCATIONS			856

The total number of traffic safety surveys completed in 2018 was 856. This compares to 876 surveys completed in 2017, 804 in 2016, 663 in 2015, 713 in 2014, 694 in 2013, and 702 in 2012. NHTSA reporting requires a minimum of 500 completed surveys.

Completed surveys were key entered and checked by CSSM staff. Response frequency tables were developed using SAS. This report, an Excel data file, code manual, response frequency tables, and survey questionnaire were delivered to Cinnamon Weigel of the GTSB on September 11, 2018.

Traffic Safety Survey 2018 Tables

Response Frequency Tables

City				
City	Frequency	Percent	Cumulative Frequency	Cumulative Percent
Ankeny	178	20.79	178	20.79
Cedar Rapids	321	37.50	499	58.29
Council Bluffs	166	19.39	665	77.69
Fort Dodge	99	11.57	764	89.25
Mason City	92	10.75	856	100.00

Q1 How often do you use safety belts when you drive or ride in a car, van, sport utility vehicle, or pick-up?					
	Q1	Frequency	Percent	Cumulative Frequency	Cumulative Percent
1 - Always		759	88.67	759	88.67
2 - Nearly Always		66	7.71	825	96.38
3 - Sometimes		22	2.57	847	98.95
4 - Seldom		5	0.58	852	99.53
5 - Never		4	0.47	856	100.00

Q2 In the past 30 days, have you read, seen, or heard about safety belt law enforcement by any law enforcement agency?					
	Q2	Frequency	Percent	Cumulative Frequency	Cumulative Percent
1 - Yes		460	53.74	460	53.74
2 - No		394	46.03	854	99.77
9 - Missing		2	0.23	856	100.00

Traffic Safety Survey 2018 Tables

Response Frequency Tables

Q3 In the past 30 days, have you read, seen, or heard about night-time traffic enforcement by any law enforcement agency?					
	Q3	Frequency	Percent	Cumulative Frequency	Cumulative Percent
1 – Yes		190	22.20	190	22.20
2 - No		663	77.45	853	99.65
9 - Missing		3	0.35	856	100.00

Q4 What do you think your chances are of getting a ticket if you don't wear your safety belt?					
	Q4	Frequency	Percent	Cumulative Frequency	Cumulative Percent
1 – Very Likely		370	43.22	370	43.22
2 – Somewhat Likely		345	40.30	715	83.53
3 – Unlikely		101	11.80	816	95.33
4 – Highly Unlikely		36	4.21	852	99.53
9 - Missing		4	0.47	856	100.00

Q5 Do you think the new law requiring everyone under the age of 18 to be buckled up regardless of their seating position in a vehicle is a good law?					
	Q5	Frequency	Percent	Cumulative Frequency	Cumulative Percent
1 – Yes		806	94.16	806	94.16
2 - No		48	5.61	854	99.77
9 - Missing		2	0.23	856	100.00

Q6 On a local road with a 25 mph speed limit, how often do you do you drive faster than 35 mph?					
	Q6	Frequency	Percent	Cumulative Frequency	Cumulative Percent
1 – Most of the time		35	4.09	35	4.09
2 – Half of the time		111	12.97	146	17.06
3 – Rarely		402	46.96	548	64.02
4 - Never		307	35.86	855	99.88
9 - Missing		1	0.12	856	100.00

Traffic Safety Survey 2018 Tables

Response Frequency Tables

Q7 On a road with a speed limit of 65 mph, how often do you drive faster than 75mph?					
	Q7	Frequency	Percent	Cumulative Frequency	Cumulative Percent
1 – Most of the time		47	5.49	47	5.49
2 – Half of the time		138	16.12	185	21.61
3 – Rarely		344	40.19	529	61.80
4 – Never		327	38.20	856	100.00

Q8 In the past 30 days, have you read, seen, or heard about speed enforcement by any law enforcement agency?					
	Q8	Frequency	Percent	Cumulative Frequency	Cumulative Percent
1 – Yes		475	55.49	475	55.49
2 – No		380	44.39	855	99.88
9 - Missing		1	0.12	856	100.00

Q9 What do you think the chances are of getting a tickets if you drive over the speed limit?					
	Q9	Frequency	Percent	Cumulative Frequency	Cumulative Percent
1 – Very Likely		354	41.36	354	41.36
2 – Somewhat Likely		413	48.25	767	89.60
3 – Unlikely		62	7.24	829	96.85
4 – Highly Unlikely		24	2.80	853	99.65
9 - Missing		3	0.35	856	100.00

Traffic Safety Survey 2018 Tables

Response Frequency Tables

Q10 In the past 30 days, how many times have you driven a vehicle within 2 hours after drinking alcoholic beverages?				
Q10	Frequency	Percent	Cumulative Frequency	Cumulative Percent
None	731	85.40	731	85.40
1 time	66	7.71	797	93.11
2 times	40	4.67	837	97.78
3 times	10	1.17	847	98.95
4 or more times	8	0.93	855	99.88
9 - Missing	1	0.12	856	100.00

Q11 In the past 30 days, have you read, seen, or heard about drunk driving enforcement by any law enforcement agency?				
Q11	Frequency	Percent	Cumulative Frequency	Cumulative Percent
1 - Yes	550	64.25	550	64.25
2 - No	304	35.51	854	99.77
9 - Missing	2	0.23	856	100.00

Q12 What do you think the chances are of someone getting arrested if they drive after drinking?				
Q12	Frequency	Percent	Cumulative Frequency	Cumulative Percent
1 - Very Likely	470	54.91	470	54.91
2 - Somewhat Likely	314	36.68	784	91.59
3 - Unlikely	48	5.61	832	97.20
4 - Highly Unlikely	18	2.10	850	99.30
9 - Missing	6	0.70	856	100.00

Traffic Safety Survey 2018 Tables

Response Frequency Tables

Q13 How often do you drive on gravel roads?				
Q13	Frequency	Percent	Cumulative Frequency	Cumulative Percent
1 – Daily	109	12.73	109	12.73
2 – Once a week	127	14.84	236	27.57
3 – Once a month	232	27.10	468	54.67
4 – Once a year	249	29.09	717	83.76
5 - Never	137	16.00	854	99.77
9 - Missing	2	0.23	856	100.00

Q14 How often do you drive on rural hard surface roads?				
Q14	Frequency	Percent	Cumulative Frequency	Cumulative Percent
1 – Daily	366	42.76	366	42.76
2 – Once a week	140	16.36	506	59.11
3 – Once a month	182	21.26	688	80.37
4 – Once a year	103	12.03	791	92.41
5 - Never	62	7.24	853	99.65
9 - Missing	3	0.35	856	100.00

Q15 How often do you use a cell phone when you drive?				
Q15	Frequency	Percent	Cumulative Frequency	Cumulative Percent
1 – Always	50	5.84	50	5.84
2 – Sometimes	180	21.03	230	26.87
3 – Seldom	188	21.96	418	48.83
4 – Only when receiving a call	181	21.14	599	69.98
5 - Never	253	29.56	852	99.53
9 - Missing	4	0.47	856	100.00

Traffic Safety Survey 2018 Tables

Response Frequency Tables

Q16 How often do you text or use email when you drive?				
Q16	Frequency	Percent	Cumulative Frequency	Cumulative Percent
1 – Always	13	1.52	13	1.52
2 – Sometimes	58	6.78	71	8.29
3 – Seldom	128	14.95	199	23.25
4 – Only to read text or email	55	6.43	254	29.67
5 – Never	599	69.98	853	99.65
9 – Missing	3	0.35	856	100.00

Q17 Your Gender:				
Q17	Frequency	Percent	Cumulative Frequency	Cumulative Percent
1 – Male	400	46.73	400	46.73
2 – Female	446	52.10	846	98.83
9 – Missing	10	1.17	856	100.00

Q18 Your Age:				
Q18	Frequency	Percent	Cumulative Frequency	Cumulative Percent
1 – Under 21	93	10.86	93	10.86
2 – 21 to 25	89	10.40	182	21.26
3 – 26 to 39	197	23.01	379	44.28
4 – 40 to 59	286	33.41	665	77.69
5 – 60 to 74	143	16.71	808	94.39
6 – 75 or older	46	5.37	854	99.77
9 – Missing	2	0.23	856	100.00

Q19 Have you ever fallen asleep while driving?				
Q19	Frequency	Percent	Cumulative Frequency	Cumulative Percent
1 – Yes	138	16.12	138	16.12
2 – No	706	82.48	844	98.60
9 – Missing	12	1.40	856	100.00

Traffic Safety Survey 2018 Tables

Response Frequency Tables

Q20 How often do you get drowsy while driving?				
Q20	Frequency	Percent	Cumulative Frequency	Cumulative Percent
1 – Daily	21	2.45	21	2.45
2 – Once a week	47	5.49	68	7.94
3 – Once a month	120	14.02	188	21.96
4 – Once a year	251	29.32	439	51.29
5 - Never	402	46.96	841	98.25
9 - Missing	15	1.75	856	100.00

Q21 How often do you briefly doze off while driving?				
Q21	Frequency	Percent	Cumulative Frequency	Cumulative Percent
1 – Daily	7	0.82	7	0.82
2 – Once a week	10	1.17	17	1.99
3 – Once a month	24	2.80	41	4.79
4 – Once a year	109	12.73	150	17.52
5 - Never	691	80.72	841	98.25
9 - Missing	15	1.75	856	100.00

Q22:1 What causes you to become drowsy while driving?				
Not Enough Sleep				
Q22_1	Frequency	Percent	Cumulative Frequency	Cumulative Percent
0 - No, response not circled	519	60.63	519	60.63
1 - Yes, response circled	322	37.62	841	98.25
9 - Missing	15	1.75	856	100.00

Traffic Safety Survey 2018 Tables

Response Frequency Tables

Q22:2 What causes you to become drowsy while driving?				
After Eating				
Q22_2	Frequency	Percent	Cumulative Frequency	Cumulative Percent
0 - No, response not circled	769	89.84	769	89.84
1 - Yes, response circled	72	8.41	841	98.25
9 - Missing	15	1.75	856	100.00

Q22:3 What causes you to become drowsy while driving?				
Long Drive				
Q22_3	Frequency	Percent	Cumulative Frequency	Cumulative Percent
0 - No, response not circled	512	59.81	512	59.81
1 - Yes, response circled	329	38.43	841	98.25
9 - Missing	15	1.75	856	100.00

Q22:4 What causes you to become drowsy while driving?				
Driving at Night				
Q22_4	Frequency	Percent	Cumulative Frequency	Cumulative Percent
0 - No, response not circled	706	82.48	706	82.48
1 - Yes, response circled	135	15.77	841	98.25
9 - Missing	15	1.75	856	100.00

Q22:5 What causes you to become drowsy while driving?				
Nothing/Don't get drowsy				
Q22_5	Frequency	Percent	Cumulative Frequency	Cumulative Percent
0 - No, response not circled	568	66.36	568	66.36
1 - Yes, response circled	273	31.89	841	98.25
9 - Missing	15	1.75	856	100.00

Traffic Safety Survey 2018 Tables

**Response Frequency
Tables**

Q22:6 What causes you to become drowsy while driving?				
Other				
Q22_6	Frequency	Percent	Cumulative Frequency	Cumulative Percent
0 - No, response not circled	801	93.57	801	93.57
1 - Yes, response circled	40	4.67	841	98.25
9 - Missing	15	1.75	856	100.00

Q22 Combined: What causes you to become drowsy while driving?				
Q22	Yes (circled)		No (not circled)	
	Number	Percent	Number	Percent
22_1 Not enough sleep	322	38.29	519	61.71
22_2 After eating	72	8.56	769	91.44
22_3 Long drive	329	39.12	512	60.88
22_4 Driving at night	135	16.05	706	83.95
22_5 Nothing/Don't get drowsy	273	32.46	568	67.54
22_6 Other	40	4.76	801	95.24

Q22:6 Other causes of drowsiness specified				
Q22_6	Frequency	Percent	Cumulative Frequency	Cumulative Percent
0 - Not applicable, No other	802	93.69	802	93.69
1 - When tired, don't drive when tired	3	0.35	805	94.04
2 - Long work hours, overtime, night shifts	26	3.04	831	97.08
3 - Weather (heat), driving in sun or rain	3	0.35	834	97.43
4 - Boredom	4	0.47	838	97.90
5 - Health issues	3	0.35	841	98.25
9 - Missing	15	1.75	856	100.00

DMV Traffic Safety Survey
Governor's Traffic Safety Bureau
September 2018
Coding Manual

	<u>Variable Name</u>
Case ID	CASE ID
City	CITY
Survey: Safety Belts.	
1. How often do you use safety belts when you drive or ride in a car, van, sport utility vehicle, or pick-up?	Q1
1 = Always	
2 = Nearly always	
3 = Sometimes	
4 = Seldom	
5 = Never	
9 = MISSING	
2. In the past <u>30 days</u> , have you read, seen, or heard about safety belt law enforcement by any law enforcement agency?	Q2
1 = Yes	
2 = No	
9 = MISSING	
3. In the past <u>30 days</u> , have you read, seen, or heard about night-time traffic enforcement by any law enforcement agency?	Q3
1 = Yes	
2 = No	
9 = MISSING	
4. What do you think your chances are of getting a ticket if you don't wear your safety belt?	Q4
1 = Very likely	
2 = Somewhat likely	
3 = Unlikely	
4 = Highly unlikely	
9 = MISSING	
5. Do you think the new law requiring everyone under the age of 18 to be buckled up regardless of their seating position in a vehicle is a good law?	Q5
1 = Yes	
2 = No	
9 = MISSING	

Variable Name

11. In the past 30 days, have you read, seen, or heard about drunk driving enforcement by any law enforcement agency? Q11

- 1 = Yes
- 2 = No
- 9 = MISSING

12. What do you think the chances are of someone getting arrested if they drive after drinking? Q12

- 1 = Very likely
- 2 = Somewhat likely
- 3 = Unlikely
- 4 = Highly unlikely
- 9 = MISSING

General Information.

13. How often do you drive on gravel roads? Q13

- 1 = Daily
- 2 = Once a week
- 3 = Once a month
- 4 = Once a year
- 5 = Never
- 9 = MISSING

14. How often do you drive on rural hard surface roads? Q14

- 1 = Daily
- 2 = Once a week
- 3 = Once a month
- 4 = Once a year
- 5 = Never
- 9 = MISSING

15. How often do you use a cell phone when you drive? Q15

- 1 = Always
- 2 = Sometimes
- 3 = Seldom
- 4 = Only when **receiving** a call
- 5 = Never
- 9 = MISSING

Variable Name

22. What causes you to become drowsy while driving? (Circle all that apply.)

- 1 = Circled/selected (Yes)
- 0 = Not circled/selected (No)
- 9 = MISSING (ENTIRE QUESTION)

- | | |
|-----------------------------|-------|
| 1. Not enough sleep | Q22_1 |
| 2. After eating | Q22_2 |
| 3. Long drive | Q22_3 |
| 4. Driving at night | Q22_4 |
| 5. Nothing/Don't get drowsy | Q22_5 |
| 6. Other | Q22_6 |

"OTHER" TEXT SPECIFIED

Q22_6spec

- 0 = Not applicable, Q22_6 was not circled/selected
- 1 = When tired, don't drive when tired
- 2 = Long work hours, overtime, night shifts
- 3 = Weather (heat), driving in sun, driving in rain
- 4 = Boredom
- 5 = Health issues
- 9 = MISSING

23. Have you ever crossed the centerline or dropped off onto the shoulder of the road because you were driving drowsy?

Q23

- 1 = Yes
- 2 = No
- 9 = MISSING

Several Driver Licensing Offices in Iowa are participating in a traffic safety study. Please circle one answer for each of the following questions. Your answers are voluntary and anonymous. Thank you!

Safety Belts.

1. How often do you use safety belts when you drive or ride in a car, van, sport utility vehicle, or pick-up?

- | | |
|-------------------|------------|
| 1 = Always | 4 = Seldom |
| 2 = Nearly always | 5 = Never |
| 3 = Sometimes | |

2. In the past 30 days, have you read, seen, or heard about safety belt law enforcement by any law enforcement agency?

- | | |
|---------|--------|
| 1 = Yes | 2 = No |
|---------|--------|

3. In the past 30 days, have you read, seen, or heard about **night-time** traffic enforcement by any enforcement agency?

- | | |
|---------|--------|
| 1 = Yes | 2 = No |
|---------|--------|

4. What do you think your chances are of getting a ticket if you don't wear your safety belt?

- | | |
|---------------------|---------------------|
| 1 = Very likely | 3 = Unlikely |
| 2 = Somewhat likely | 4 = Highly unlikely |

5. Do you think the new law requiring everyone under the age of 18 to be buckled up regardless of their seating position in a vehicle is a good law?

- | | |
|---------|--------|
| 1 = Yes | 2 = No |
|---------|--------|

Speeding.

6. On a local road with a 25 mph speed limit, how often do you drive faster than 35 mph?

- | | |
|----------------------|------------|
| 1 = Most of the time | 3 = Rarely |
| 2 = Half of the time | 4 = Never |

7. On a road with a speed limit of 65 mph, how often do you drive faster than 75 mph?

- | | |
|----------------------|------------|
| 1 = Most of the time | 3 = Rarely |
| 2 = Half of the time | 4 = Never |

8. In the past 30 days, have you read, seen, or heard about speed enforcement by any law enforcement agency?

- | | |
|---------|--------|
| 1 = Yes | 2 = No |
|---------|--------|

9. What do you think the chances are of getting a ticket if you drive over the speed limit?

- | | |
|---------------------|---------------------|
| 1 = Very likely | 3 = Unlikely |
| 2 = Somewhat likely | 4 = Highly unlikely |

Impaired Driving.

10. In the past 30 days, how many times have you driven a vehicle within 2 hours after drinking alcoholic beverages?

- | | |
|-------------|---------------------|
| 0 = None | 3 = 3 times |
| 1 = 1 time | 4 = 4 or more times |
| 2 = 2 times | |

11. In the past 30 days, have you read, seen, or heard about drunk driving enforcement by any law enforcement agency?

- | | |
|---------|--------|
| 1 = Yes | 2 = No |
|---------|--------|

12. What do you think the chances are of someone getting arrested if they drive after drinking?

- | | |
|---------------------|---------------------|
| 1 = Very likely | 3 = Unlikely |
| 2 = Somewhat likely | 4 = Highly unlikely |

General Information.

13. How often do you drive on gravel roads?

- | | |
|------------------|-----------------|
| 1 = Daily | 4 = Once a year |
| 2 = Once a week | 5 = Never |
| 3 = Once a month | |

14. How often do you drive on rural hard surface roads?

- | | |
|------------------|-----------------|
| 1 = Daily | 4 = Once a year |
| 2 = Once a week | 5 = Never |
| 3 = Once a month | |

15. How often do you use a cell phone when you drive?


- | | |
|---------------|--|
| 1 = Always | 4 = Only when receiving
a call |
| 2 = Sometimes | 5 = Never |
| 3 = Seldom | |

16. How often do you text or use email when you drive?

- | | |
|---------------|--|
| 1 = Always | 4 = Only to read text
or email |
| 2 = Sometimes | 5 = Never |
| 3 = Seldom | |

17. Your Gender: 1 = Male
2 = Female

18. Your Age: 1 = Under 21 4 = 40 to 59
2 = 21 to 25 5 = 60 to 74
3 = 26 to 39 6 = 75 or older

Please continue to back 

Drowsy Driving.

19. Have you ever fallen asleep while driving?

1 = Yes

2 = No

20. How often do you get drowsy while driving?

1 = Daily

4 = Once a year

2 = Once a week

5 = Never

3 = Once a month

21. How often do you briefly doze off while driving?

1 = Daily

4 = Once a year

2 = Once a week

5 = Never

3 = Once a month

22. What causes you to become drowsy while driving?

(Circle all that apply)

1 = Not enough sleep

2 = After eating

3 = Long drive

4 = Driving at night

5 = Nothing/don't get drowsy

6 = Other: _____

23. Have you ever crossed the centerline or dropped off onto the shoulder of the road because you were driving drowsy?

1 = Yes

2 = No

Thank You

U.S. Department of Transportation National Highway Traffic Safety Administration
Federal Reimbursement Voucher

State: Iowa
 Reimbursement Info: Total: \$0.00
 Posted: 12/21/2018
 Report Date: 12/21/2018
 Claim Period: 09/30/2018 - 09/30/2018
 Page: 1
 Not Posted In DELPHI

2018-FINAL

Program Area	Project	Description	HCS Federal Funds Obligated	Share to Local Benefit	State/Federal Cost to Date	Federal Funds Expended	Fed Previous Amount Claimed	Fed Funds Claimed this Period
NHTSA								
MAP 21 405b OP High								
405b High HVE								
		MIHVE-2018-00-00-02 SOFT MATCH	\$0.00	\$0.00	\$36,958.47	\$0.00	\$0.00	\$0.00
		405b High HVE Total	\$0.00	\$0.00	\$36,958.47	\$0.00	\$0.00	\$0.00
405b High Training								
		M1TR-2018-00-00-05 GTSB - PRINTING/PROMOTIONAL ITEMS	\$641.55	\$641.55	\$641.55	\$641.55	\$641.55	\$0.00
		405b High Training Total	\$641.55	\$641.55	\$641.55	\$641.55	\$641.55	\$0.00
405b High Public Education								
		M1PE-2018-02-00-00 LEARFIELD SPORTS	\$117,358.45	\$0.00	\$117,358.45	\$117,358.45	\$117,358.45	\$0.00
		M1PE-2018-03-00-00 THE INTEGER GROUP	\$10,975.59	\$0.00	\$10,975.59	\$10,975.59	\$10,975.59	\$0.00
		405b High Public Education Total	\$128,334.04	\$0.00	\$128,334.04	\$128,334.04	\$128,334.04	\$0.00
405b High OP Information System								
		M1OP-2018-03-00-00 BLANK CHILDREN'S HOSPITAL (COMBO W/MICSS	\$18,858.28	\$0.00	\$18,858.28	\$18,858.28	\$18,858.28	\$0.00
		405b High OP Information System Total	\$18,858.28	\$0.00	\$18,858.28	\$18,858.28	\$18,858.28	\$0.00
MAP 21 405b OP High Total								
MAP 21 405c Data Program								
405c Data Program								
		M3DA-2018-00-00-02 SOFT MATCH	\$0.00	\$0.00	\$10,272.46	\$0.00	\$0.00	\$0.00
		M3DA-2018-00-00-03 GTSB - TRAVEL	\$7.38	\$0.00	\$7.38	\$7.38	\$7.38	\$0.00
		M3DA-2018-04-00-00 HUMAN RIGHTS - CRASH LINKAGE	\$1,000.24	\$0.00	\$1,000.24	\$1,000.24	\$1,000.24	\$0.00
		M3DA-2018-05-00-00 U OF I - INJURY PREV RESEARCH CENTER	\$4,968.23	\$0.00	\$4,968.23	\$4,968.23	\$4,968.23	\$0.00
		M3DA-2018-06-00-00 NATIONAL DRIVING SIMULATOR	\$2,552.88	\$0.00	\$2,552.88	\$2,552.88	\$2,552.88	\$0.00
		M3DA-2018-08-00-00 ISU INTRANS - ITSDS	\$14,208.15	\$0.00	\$14,208.15	\$14,208.15	\$14,208.15	\$0.00
		405c Data Program Total	\$184,792.34	\$641.55	\$184,792.34	\$147,833.87	\$147,833.87	\$0.00

**U.S. Department of Transportation National Highway Traffic Safety Administration
Federal Reimbursement Voucher**

State: Iowa

Page: 2

2018-FINAL

Report Date: 12/21/2018

Reimbursement Info: Total: \$0.00

Posted: 12/21/2018

Claim Period: 09/30/2018 - 09/30/2018
Not Posted In DELPHI

Program Area	Project	Description	HCS Federal Funds Obligated	Share to Local Benefit	State/Federal Cost to Date	Federal Funds Expended	Fed Previous Amount Claimed	Fed Funds Claimed this Period
M3DA-2018-09-00-00		PUBLIC HEALTH EMS - BETS	\$18,352.96	\$0.00	\$18,352.96	\$18,352.96	\$18,352.96	\$0.00
405c Data Program Total			\$41,089.84	\$0.00	\$51,362.30	\$41,089.84	\$41,089.84	\$0.00
MAP 21 405c Data Program Total			\$41,089.84	\$0.00	\$51,362.30	\$41,089.84	\$41,089.84	\$0.00
MAP 21 405d Impaired Driving Low 405d Low Other Based on Problem ID								
M60T-2018-00-00-02		SOFT MATCH	\$0.00	\$0.00	\$457,189.04	\$0.00	\$0.00	\$0.00
M60T-2018-00-00-03		GTSB - TRAVEL (RS)	\$1,688.95	\$0.00	\$1,688.95	\$1,688.95	\$1,688.95	\$0.00
M60T-2018-00-00-06		GTSB - DRE PROGRAM EXPENSES	\$88,894.68	\$0.00	\$88,894.68	\$88,894.68	\$88,894.68	\$0.00
M60T-2018-00-00-07		GTSB - ARIDE PROGRAM EXPENSES	\$11,249.30	\$0.00	\$11,249.30	\$11,249.30	\$11,249.30	\$0.00
M60T-2018-01-00-00		BENTON CO SO	\$5,475.79	\$5,475.79	\$5,475.79	\$5,475.79	\$5,475.79	\$0.00
M60T-2018-02-00-00		BLACK HAWK CO SO	\$6,687.48	\$6,687.48	\$6,687.48	\$6,687.48	\$6,687.48	\$0.00
M60T-2018-03-00-00		BLUE GRASS PD	\$9,411.09	\$9,411.09	\$9,411.09	\$9,411.09	\$9,411.09	\$0.00
M60T-2018-04-00-00		BOONE PD	\$13,201.37	\$13,201.37	\$13,201.37	\$13,201.37	\$13,201.37	\$0.00
M60T-2018-05-00-00		BUFFALO PD	\$4,699.59	\$4,699.59	\$4,699.59	\$4,699.59	\$4,699.59	\$0.00
M60T-2018-06-00-00		CARLISLE PD	\$6,321.46	\$6,321.46	\$6,321.46	\$6,321.46	\$6,321.46	\$0.00
M60T-2018-07-00-00		CASS CO SO	\$8,327.94	\$8,327.94	\$8,327.94	\$8,327.94	\$8,327.94	\$0.00
M60T-2018-08-00-00		CEDAR CO SO	\$10,901.88	\$10,901.88	\$10,901.88	\$10,901.88	\$10,901.88	\$0.00
M60T-2018-09-00-00		CEDAR RAPIDS PD	\$38,251.42	\$38,251.42	\$38,251.42	\$38,251.42	\$38,251.42	\$0.00
M60T-2018-10-00-00		CLINTON CO SO	\$28,404.35	\$28,404.35	\$28,404.35	\$28,404.35	\$28,404.35	\$0.00
M60T-2018-11-00-00		DALLAS CO SO	\$29,745.62	\$29,745.62	\$29,745.62	\$29,745.62	\$29,745.62	\$0.00
M60T-2018-12-00-00		DCI CRIME LAB	\$157,050.44	\$157,050.44	\$157,050.44	\$157,050.44	\$157,050.44	\$0.00
M60T-2018-13-00-00		DYERSVILLE PD	\$5,785.87	\$5,785.87	\$5,785.87	\$5,785.87	\$5,785.87	\$0.00
M60T-2018-14-00-00		EPWORTH PD	\$5,211.29	\$4,218.14	\$5,211.29	\$5,211.29	\$5,211.29	\$0.00
M60T-2018-15-00-00		EVANSDALE PD	\$6,525.67	\$6,525.67	\$6,525.67	\$6,525.67	\$6,525.67	\$0.00

**U.S. Department of Transportation National Highway Traffic Safety Administration
Federal Reimbursement Voucher**

Page: 3

State: Iowa

Report Date: 12/21/2018

2018-FINAL

Claim Period: 09/30/2018 - 09/30/2018

Posted: 12/21/2018

Reimbursement Info: Total: \$:00

Not Posted In DELPHI

Program Area	Project	Description	HCS Federal Funds Obligated	Share to Local Benefit	State/Federal Cost to Date	Federal Funds Expended	Fed Previous Amount Claimed	Fed Funds Claimed This Period
	M60T-2018-16-00-00	FORT MADISON PD	\$11,717.77	\$11,717.77	\$11,717.77	\$11,717.77	\$11,717.77	\$:00
	M60T-2018-17-00-00	HENRY CO SO	\$15,911.32	\$15,911.32	\$15,911.32	\$15,911.32	\$15,911.32	\$:00
	M60T-2018-18-00-00	IOWA CITY PD	\$35,796.80	\$35,796.80	\$35,796.80	\$35,796.80	\$35,796.80	\$:00
	M60T-2018-19-00-00	IOWA CITY PD	\$155,199.31	\$155,199.31	\$155,199.31	\$155,199.31	\$155,199.31	\$:00
	M60T-2018-20-00-00	IOWA STATE PATROL (402 PT)	\$360,208.32	\$:00	\$360,208.32	\$360,208.32	\$360,208.32	\$:00
	M60T-2018-22-00-00	LECLAIRE PD	\$23,070.93	\$23,070.93	\$23,070.93	\$23,070.93	\$23,070.93	\$:00
	M60T-2018-23-00-00	LINN CO SO	\$27,831.03	\$27,831.03	\$27,831.03	\$27,831.03	\$27,831.03	\$:00
	M60T-2018-24-00-00	MAHASKA CO SO	\$12,840.07	\$12,840.07	\$12,840.07	\$12,840.07	\$12,840.07	\$:00
	M60T-2018-26-00-00	MOUNT VERNON PD	\$10,799.29	\$10,799.29	\$10,799.29	\$10,799.29	\$10,799.29	\$:00
	M60T-2018-28-00-00	MUSCATINE PD	\$20,914.52	\$20,914.52	\$20,914.52	\$20,914.52	\$20,914.52	\$:00
	M60T-2018-29-00-00	OTTUMWA PD	\$24,981.51	\$24,981.51	\$24,981.51	\$24,981.51	\$24,981.51	\$:00
	M60T-2018-30-00-00	POLK CITY PD	\$2,008.26	\$2,008.26	\$2,008.26	\$2,008.26	\$2,008.26	\$:00
	M60T-2018-31-00-00	PRINCETON PD	\$4,654.45	\$4,654.45	\$4,654.45	\$4,654.45	\$4,654.45	\$:00
	M60T-2018-32-00-00	PROSECUTING ATTYS TRNG CO	\$171,651.58	\$171,651.58	\$171,651.58	\$171,651.58	\$171,651.58	\$:00
	M60T-2018-33-00-00	SIoux CITY PD	\$39,725.23	\$39,725.23	\$39,725.23	\$39,725.23	\$39,725.23	\$:00
	M60T-2018-34-00-00	STATE COURT ADMIN OFFICE	\$19,000.00	\$19,000.00	\$19,000.00	\$19,000.00	\$19,000.00	\$:00
	M60T-2018-35-00-00	STORM LAKE PD	\$15,000.00	\$15,000.00	\$15,000.00	\$15,000.00	\$15,000.00	\$:00
	M60T-2018-36-00-00	THE INTEGER GROUP	\$154,304.75	\$:00	\$154,304.75	\$154,304.75	\$154,304.75	\$:00
	M60T-2018-37-00-00	UNIVERSITY HEIGHTS PD	\$9,290.00	\$9,290.00	\$9,290.00	\$9,290.00	\$9,290.00	\$:00
	M60T-2018-38-00-00	UNIVERSITY OF NORTHERN IOWA	\$5,500.00	\$5,500.00	\$5,500.00	\$5,500.00	\$5,500.00	\$:00
	M60T-2018-39-00-00	WALCOTT PD	\$4,902.40	\$4,902.40	\$4,902.40	\$4,902.40	\$4,902.40	\$:00
	M60T-2018-40-00-00	WAPELLO CO SO	\$12,490.44	\$12,490.44	\$12,490.44	\$12,490.44	\$12,490.44	\$:00
	M60T-2018-41-00-00	WASHINGTON CO SO	\$9,854.24	\$9,854.24	\$9,854.24	\$9,854.24	\$9,854.24	\$:00
	M60T-2018-42-00-00	WATERLOO PD	\$36,087.23	\$36,087.23	\$36,087.23	\$36,087.23	\$36,087.23	\$:00

Federal Reimbursement Voucher

U.S. Department of Transportation National Highway Traffic Safety Administration
Federal Reimbursement Voucher

Page: 4

Report Date: 12/21/2018

Claim Period: 09/30/2018 - 09/30/2018

Not Posted In DELPHI

2018-FINAL

Posted: 12/21/2018

State: Iowa

Reimbursement Info: Total: \$0.00

Program Area	Project	Description	HCS Federal Funds Obligated	Share to Local Benefit	State/Federal Cost to Date	Federal Funds Expended	Fed Previous Amount Claimed	Fed Funds Claimed this Period
	M60T-2018-43-00-00	WEST BURLINGTON PD	\$4,393.95	\$4,393.95	\$4,393.95	\$4,393.95	\$4,393.95	\$0.00
	M60T-2018-44-00-00	WEST LIBERTY PD	\$9,606.01	\$9,606.01	\$9,606.01	\$9,606.01	\$9,606.01	\$0.00
	M60T-2018-45-00-00	WINDSOR HEIGHTS PD	\$13,185.54	\$13,185.54	\$13,185.54	\$13,185.54	\$13,185.54	\$0.00
	M60T-2018-46-00-00	WINNESHIEK CO SO	\$18,364.84	\$18,364.84	\$18,364.84	\$18,364.84	\$18,364.84	\$0.00
	M60T-2018-47-00-00	WOODBURY CO SO	\$21,098.00	\$21,098.00	\$21,098.00	\$21,098.00	\$21,098.00	\$0.00
	M60T-2018-48-00-00	CARTER LAKE PD	\$6,861.04	\$6,861.04	\$6,861.04	\$6,861.04	\$6,861.04	\$0.00
	M60T-2018-49-00-00	HUXLEY PD	\$5,798.00	\$5,798.00	\$5,798.00	\$5,798.00	\$5,798.00	\$0.00
	M60T-2018-50-00-00	BENTON CO SO	\$9,913.21	\$9,913.21	\$9,913.21	\$9,913.21	\$9,913.21	\$0.00
	M60T-2018-51-00-00	IOWA STATE PATROL (HIGH FIVE)	\$46,975.14	\$46,975.14	\$46,975.14	\$46,975.14	\$46,975.14	\$0.00
	M60T-2018-52-00-00	CARROLL CO SO	\$6,982.20	\$6,982.20	\$6,982.20	\$6,982.20	\$6,982.20	\$0.00
	M60T-2018-53-00-00	MARSHALL CO SO	\$10,000.00	\$10,000.00	\$10,000.00	\$10,000.00	\$10,000.00	\$0.00
	M60T-2018-54-00-00	MUSCATINE CO SO	\$50,213.65	\$50,213.65	\$50,213.65	\$50,213.65	\$50,213.65	\$0.00
	M60T-2018-55-00-00	PLYMOUTH CO SO	\$3,790.93	\$3,790.43	\$3,790.93	\$3,790.93	\$3,790.93	\$0.00
	405d Low Other Based on Problem ID Total		\$1,828,756.15	\$1,154,528.15	\$2,285,945.19	\$1,828,756.15	\$1,828,756.15	\$0.00
	MAP 21 405d Impaired Driving Low Total		\$1,828,756.15	\$1,154,528.15	\$2,285,945.19	\$1,828,756.15	\$1,828,756.15	\$0.00
	MAP 21 405f Motorcycle Programs							
	405f Motorcyclist Training							
	M9MT-2018-00-00-02	SOFT MATCH	\$0.00	\$0.00	\$15,982.88	\$0.00	\$0.00	\$0.00
	405f Motorcyclist Training Total		\$0.00	\$0.00	\$15,982.88	\$0.00	\$0.00	\$0.00
	405f Motorcyclist Awareness							
	M9MA-2018-02-00-00	RADIO IOWA NEWS (LEARFIELD)	\$40,000.00	\$0.00	\$40,000.00	\$40,000.00	\$40,000.00	\$0.00
	M9MA-2018-03-00-00	ADSPASURE	\$23,931.50	\$0.00	\$23,931.50	\$23,931.50	\$23,931.50	\$0.00
	405f Motorcyclist Awareness Total		\$63,931.50	\$0.00	\$63,931.50	\$63,931.50	\$63,931.50	\$0.00
	MAP 21 405f Motorcycle Programs Total		\$63,931.50	\$0.00	\$79,914.38	\$63,931.50	\$63,931.50	\$0.00

**U.S. Department of Transportation National Highway Traffic Safety Administration
Federal Reimbursement Voucher**

Page: 5

State: Iowa

Report Date: 12/21/2018

2018-FINAL

Claim Period: 09/30/2018 - 09/30/2018

Reimbursement Info: Total: \$0.00

Posted: 12/21/2018

Not Posted In DELPHI

Program Area	Project	Description	HCS Federal Funds Obligated	Share to Local Benefit	State/Federal Cost to Date	Federal Funds Expended	Fed Previous Amount Claimed	Fed Funds Claimed this Period
FAST Act NHTSA 402								
Planning and Administration								
	PA-2018-00-00-01	GTSSB - P & A	\$136,966.37	\$0.00	\$273,932.74	\$136,966.37	\$136,966.37	\$0.00
		Administration Total	\$136,966.37	\$0.00	\$273,932.74	\$136,966.37	\$136,966.37	\$0.00
Alcohol								
	AL-2018-00-00-03	GTSSB - TRAVEL	\$1,808.97	\$0.00	\$1,808.97	\$1,808.97	\$1,808.97	\$0.00
	AL-2018-00-00-07	GTSSB - PM ALCOHOL	\$374,755.13	\$0.00	\$374,755.13	\$374,755.13	\$374,755.13	\$0.00
	AL-2018-00-00-29	ISU Conference and Planning (GTSSB Conf)	\$16,383.61	\$16,383.61	\$16,383.61	\$16,383.61	\$16,383.61	\$0.00
	AL-2018-01-00-00	AMES PD	\$33,395.00	\$33,395.00	\$33,395.00	\$33,395.00	\$33,395.00	\$0.00
	AL-2018-02-00-00	CEDAR FALLS PD	\$1,727.02	\$1,727.02	\$1,727.02	\$1,727.02	\$1,727.02	\$0.00
	AL-2018-03-00-00	CERRO GORDO CO SO	\$17,396.39	\$17,396.39	\$17,396.39	\$17,396.39	\$17,396.39	\$0.00
	AL-2018-04-00-00	CLEAR LAKE PD	\$15,667.18	\$15,667.18	\$15,667.18	\$15,667.18	\$15,667.18	\$0.00
	AL-2018-05-00-00	CLINTON PD	\$15,823.35	\$15,823.35	\$15,823.35	\$15,823.35	\$15,823.35	\$0.00
	AL-2018-06-00-00	DAVENPORT PD	\$39,514.99	\$39,514.99	\$39,514.99	\$39,514.99	\$39,514.99	\$0.00
	AL-2018-07-00-00	DUBUQUE CO SO	\$20,222.40	\$20,222.40	\$20,222.40	\$20,222.40	\$20,222.40	\$0.00
	AL-2018-08-00-00	INDIANOLA PD	\$5,210.67	\$5,210.67	\$5,210.67	\$5,210.67	\$5,210.67	\$0.00
	AL-2018-09-00-00	JOHNSTON PD	\$18,213.02	\$18,213.02	\$18,213.02	\$18,213.02	\$18,213.02	\$0.00
	AL-2018-10-00-00	MARSHALL CO SO	\$19,960.05	\$19,960.05	\$19,960.05	\$19,960.05	\$19,960.05	\$0.00
	AL-2018-11-00-00	MARSHALLTOWN PD	\$16,723.73	\$16,723.73	\$16,723.73	\$16,723.73	\$16,723.73	\$0.00
	AL-2018-12-00-00	STORY CO SO	\$20,976.19	\$20,976.19	\$20,976.19	\$20,976.19	\$20,976.19	\$0.00
		Alcohol Total	\$617,777.70	\$241,213.60	\$617,777.70	\$617,777.70	\$617,777.70	\$0.00
Occupant Protection								
	OP-2018-00-00-01	GTSSB - TRAVEL (OP)	\$5,762.30	\$0.00	\$5,762.30	\$5,762.30	\$5,762.30	\$0.00
	OP-2018-00-00-07	GTSSB - PM OCCUPANT PROTECTION	\$300,499.87	\$0.00	\$300,499.87	\$300,499.87	\$300,499.87	\$0.00

Federal Reimbursement Voucher

U.S. Department of Transportation National Highway Traffic Safety Administration
Federal Reimbursement Voucher

State: Iowa
 Report Date: 12/21/2018
 Claim Period: 09/30/2018 - 09/30/2018
 Not Posted In DELPHI

Page: 6
 Posted: 12/21/2018
 Reimbursement Info: Total: \$0.00

2018-FINAL

Program Area	Project	Description	HCS Federal Funds Obligated	Share to Local Benefit	State/Federal Cost to Date	Federal Funds Expended	Fed Previous Amount Claimed	Fed Funds Claimed this Period
	OP-2018-00-00-29	ISU CONFERENCE AND PLANNING (SPLIT)	\$16,383.61	\$16,383.61	\$16,383.61	\$16,383.61	\$16,383.61	\$0.00
	OP-2018-01-00-00	ALTOONA CITSTF	\$5,458.94	\$5,458.94	\$5,458.94	\$5,458.94	\$5,458.94	\$0.00
	OP-2018-02-00-00	COUNCIL BLUFFS PD	\$27,282.81	\$27,282.81	\$27,282.81	\$27,282.81	\$27,282.81	\$0.00
	OP-2018-03-00-00	DE WITT PD	\$13,952.85	\$13,952.85	\$13,952.85	\$13,952.85	\$13,952.85	\$0.00
	OP-2018-04-00-00	DUBUQUE PD	\$35,000.00	\$35,000.00	\$35,000.00	\$35,000.00	\$35,000.00	\$0.00
	OP-2018-05-00-00	ISU-BEHAVIORAL RESEARCH SURVEY	\$4,038.35	\$4,038.35	\$4,038.35	\$4,038.35	\$4,038.35	\$0.00
	OP-2018-06-00-00	MARION CO SO	\$17,133.81	\$17,133.81	\$17,133.81	\$17,133.81	\$17,133.81	\$0.00
	OP-2018-07-00-00	MARION PD	\$25,000.00	\$25,000.00	\$25,000.00	\$25,000.00	\$25,000.00	\$0.00
	OP-2018-08-00-00	PELLA PD	\$4,595.77	\$4,595.77	\$4,595.77	\$4,595.77	\$4,595.77	\$0.00
	OP-2018-09-00-00	SCOTT CO SO	\$47,366.47	\$47,366.47	\$47,366.47	\$47,366.47	\$47,366.47	\$0.00
	OP-2018-10-00-00	WEST DES MOINES PD	\$27,486.45	\$27,486.45	\$27,486.45	\$27,486.45	\$27,486.45	\$0.00
	OP-2018-11-00-00	AARP-TRAINING & TRAVEL FOR SENIOR FIT ST	\$1,742.36	\$1,742.36	\$1,742.36	\$1,742.36	\$1,742.36	\$0.00
	OP-2018-20-07-00	APLINGTON PD	\$3,289.75	\$3,289.75	\$3,289.75	\$3,289.75	\$3,289.75	\$0.00
	OP-2018-20-10-00	ADAIR CO SO	\$4,200.00	\$4,200.00	\$4,200.00	\$4,200.00	\$4,200.00	\$0.00
	OP-2018-20-20-00	ADAMS CO SO	\$4,200.00	\$4,200.00	\$4,200.00	\$4,200.00	\$4,200.00	\$0.00
	OP-2018-20-40-00	ALBIA PD	\$2,430.00	\$2,430.00	\$2,430.00	\$2,430.00	\$2,430.00	\$0.00
	OP-2018-20-50-00	ALGONA PD	\$3,979.00	\$3,979.00	\$3,979.00	\$3,979.00	\$3,979.00	\$0.00
	OP-2018-20-60-00	ANAMOSA PD	\$4,185.00	\$4,185.00	\$4,185.00	\$4,185.00	\$4,185.00	\$0.00
	OP-2018-20-80-00	ARMSTRONG PD	\$4,200.00	\$4,200.00	\$4,200.00	\$4,200.00	\$4,200.00	\$0.00
	OP-2018-20-90-00	ARNOLDS PARK PD	\$3,025.00	\$3,025.00	\$3,025.00	\$3,025.00	\$3,025.00	\$0.00
	OP-2018-21-10-00	ATALISSA PD	\$4,200.00	\$4,200.00	\$4,200.00	\$4,200.00	\$4,200.00	\$0.00
	OP-2018-21-20-00	ATLANTIC PD	\$4,071.46	\$4,071.46	\$4,071.46	\$4,071.46	\$4,071.46	\$0.00
	OP-2018-21-30-00	AURELIA PD	\$2,835.05	\$2,835.05	\$2,835.05	\$2,835.05	\$2,835.05	\$0.00
	OP-2018-21-40-00	AVOCA PD	\$1,395.00	\$1,395.00	\$1,395.00	\$1,395.00	\$1,395.00	\$0.00

**U.S. Department of Transportation National Highway Traffic Safety Administration
Federal Reimbursement Voucher**

State: Iowa
 Reimbursement Info: Total: \$.00
 Report Date: 12/21/2018
 Claim Period: 09/30/2018 - 09/30/2018
 Not Posted In DELPHI

2018-FINAL
 Posted: 12/21/2018

Program Area	Project	Description	HCS Federal Funds Obligated	Share to Local Benefit	State/Federal Cost to Date	Federal Funds Expended	Fed Previous Amount Claimed	Fed Funds Claimed this Period
	OP-2018-21-50-00	BELLE PLAINE PD	\$3,525.00	\$3,525.00	\$3,525.00	\$3,525.00	\$3,525.00	\$0.00
	OP-2018-21-60-00	BELLEVEUE PD	\$4,200.00	\$4,200.00	\$4,200.00	\$4,200.00	\$4,200.00	\$0.00
	OP-2018-21-70-00	BLOOMFIELD PD	\$3,038.89	\$3,038.89	\$3,038.89	\$3,038.89	\$3,038.89	\$0.00
	OP-2018-21-80-00	BOONE CO SO	\$2,703.43	\$2,703.43	\$2,703.43	\$2,703.43	\$2,703.43	\$0.00
	OP-2018-21-90-00	BREMER CO SO	\$4,200.00	\$4,200.00	\$4,200.00	\$4,200.00	\$4,200.00	\$0.00
	OP-2018-22-00-00	BRITT PD	\$4,086.73	\$4,086.73	\$4,086.73	\$4,086.73	\$4,086.73	\$0.00
	OP-2018-22-10-00	BUCHANAN CO SO	\$3,350.00	\$3,350.00	\$3,350.00	\$3,350.00	\$3,350.00	\$0.00
	OP-2018-22-20-00	BUENA VISTA CO SO	\$4,200.00	\$4,200.00	\$4,200.00	\$4,200.00	\$4,200.00	\$0.00
	OP-2018-22-30-00	BUTLER CO SO	\$4,297.86	\$4,297.86	\$4,297.86	\$4,297.86	\$4,297.86	\$0.00
	OP-2018-22-40-00	CARROLL CO SO	\$3,000.00	\$3,000.00	\$3,000.00	\$3,000.00	\$3,000.00	\$0.00
	OP-2018-22-50-00	CARROLL PD	\$4,200.00	\$4,200.00	\$4,200.00	\$4,200.00	\$4,200.00	\$0.00
	OP-2018-22-60-00	CENTERVILLE PD	\$4,200.00	\$4,200.00	\$4,200.00	\$4,200.00	\$4,200.00	\$0.00
	OP-2018-22-70-00	CHARITON PD	\$4,200.00	\$4,200.00	\$4,200.00	\$4,200.00	\$4,200.00	\$0.00
	OP-2018-22-90-00	CHEROKEE CO SO	\$4,200.00	\$4,200.00	\$4,200.00	\$4,200.00	\$4,200.00	\$0.00
	OP-2018-23-00-00	CHEROKEE PD	\$331.62	\$331.62	\$331.62	\$331.62	\$331.62	\$0.00
	OP-2018-23-10-00	CHICKASAW CO SO	\$3,674.47	\$3,674.47	\$3,674.47	\$3,674.47	\$3,674.47	\$0.00
	OP-2018-23-20-00	CLARINDA PD	\$3,395.00	\$3,395.00	\$3,395.00	\$3,395.00	\$3,395.00	\$0.00
	OP-2018-23-30-00	CLARION PD	\$4,000.00	\$4,000.00	\$4,000.00	\$4,000.00	\$4,000.00	\$0.00
	OP-2018-23-40-00	CLARKE CO SO	\$4,200.00	\$4,200.00	\$4,200.00	\$4,200.00	\$4,200.00	\$0.00
	OP-2018-23-50-00	CLAY CO SO	\$4,200.00	\$4,200.00	\$4,200.00	\$4,200.00	\$4,200.00	\$0.00
	OP-2018-23-60-00	CLAYTON CO SO	\$4,200.00	\$4,200.00	\$4,200.00	\$4,200.00	\$4,200.00	\$0.00
	OP-2018-23-80-00	COLUMBUS JUNCTION PD	\$4,200.00	\$4,200.00	\$4,200.00	\$4,200.00	\$4,200.00	\$0.00
	OP-2018-23-90-00	CONESVILLE PD	\$3,303.13	\$3,303.13	\$3,303.13	\$3,303.13	\$3,303.13	\$0.00
	OP-2018-24-00-00	CRAWFORD CO SO	\$4,200.00	\$4,200.00	\$4,200.00	\$4,200.00	\$4,200.00	\$0.00

U.S. Department of Transportation National Highway Traffic Safety Administration

Federal Reimbursement Voucher

State: Iowa

Page: 8

Report Date: 12/21/2018

Posted: 12/21/2018

Reimbursement Info: Total: \$0.00

Claim Period: 09/30/2018 - 09/30/2018

Not Posted in DELPHI

2018-FINAL

Program Area	Project	Description	HCS Federal Funds Obligated	Share to Local Benefit	State/Federal Cost to Date	Federal Funds Expended	Fed Previous Amount Claimed	Fed Funds Claimed this Period
	OP-2018-24-10-00	CRESCO PD	\$3,409.90	\$3,409.90	\$3,409.90	\$3,409.90	\$3,409.90	\$0.00
	OP-2018-24-20-00	CRESTON PD	\$4,200.00	\$4,200.00	\$4,200.00	\$4,200.00	\$4,200.00	\$0.00
	OP-2018-24-30-00	DAVIS CO SO	\$3,984.66	\$3,984.66	\$3,984.66	\$3,984.66	\$3,984.66	\$0.00
	OP-2018-24-40-00	DAYTON PD	\$1,500.00	\$1,500.00	\$1,500.00	\$1,500.00	\$1,500.00	\$0.00
	OP-2018-24-60-00	DECATUR CO SO	\$4,200.00	\$4,200.00	\$4,200.00	\$4,200.00	\$4,200.00	\$0.00
	OP-2018-24-70-00	DECORAH PD	\$4,200.00	\$4,200.00	\$4,200.00	\$4,200.00	\$4,200.00	\$0.00
	OP-2018-24-80-00	DENISON PD	\$4,160.00	\$4,160.00	\$4,160.00	\$4,160.00	\$4,160.00	\$0.00
	OP-2018-24-90-00	DENVER PD	\$2,121.47	\$2,121.47	\$2,121.47	\$2,121.47	\$2,121.47	\$0.00
	OP-2018-25-00-00	DEPARTMENT OF TRANSPORTATION	\$25,200.00	\$25,200.00	\$25,200.00	\$25,200.00	\$25,200.00	\$0.00
	OP-2018-25-10-00	DICKINSON CO SO	\$4,200.00	\$4,200.00	\$4,200.00	\$4,200.00	\$4,200.00	\$0.00
	OP-2018-25-20-00	DUNLAP PD	\$1,685.48	\$1,685.48	\$1,685.48	\$1,685.48	\$1,685.48	\$0.00
	OP-2018-25-30-00	DURANT PD	\$1,895.00	\$1,895.00	\$1,895.00	\$1,895.00	\$1,895.00	\$0.00
	OP-2018-25-50-00	EMMET CO SO	\$4,200.00	\$4,200.00	\$4,200.00	\$4,200.00	\$4,200.00	\$0.00
	OP-2018-25-60-00	FAIRBANK PD	\$4,300.00	\$4,300.00	\$4,300.00	\$4,300.00	\$4,300.00	\$0.00
	OP-2018-25-70-00	FAYETTE CO SO	\$4,200.00	\$4,200.00	\$4,200.00	\$4,200.00	\$4,200.00	\$0.00
	OP-2018-25-80-00	FAYETTE PD	\$2,327.60	\$2,327.60	\$2,327.60	\$2,327.60	\$2,327.60	\$0.00
	OP-2018-25-90-00	FLOYD CO SO	\$3,694.75	\$3,694.75	\$3,694.75	\$3,694.75	\$3,694.75	\$0.00
	OP-2018-26-00-00	FOREST CITY PD	\$4,200.00	\$4,200.00	\$4,200.00	\$4,200.00	\$4,200.00	\$0.00
	OP-2018-26-10-00	FREMONT CO SO	\$4,200.00	\$4,200.00	\$4,200.00	\$4,200.00	\$4,200.00	\$0.00
	OP-2018-26-30-00	GLENWOOD PD	\$4,200.00	\$4,200.00	\$4,200.00	\$4,200.00	\$4,200.00	\$0.00
	OP-2018-26-40-00	GOWRIE PD	\$1,500.00	\$1,500.00	\$1,500.00	\$1,500.00	\$1,500.00	\$0.00
	OP-2018-26-60-00	GRINNELL PD	\$3,500.00	\$3,500.00	\$3,500.00	\$3,500.00	\$3,500.00	\$0.00
	OP-2018-26-70-00	GRUNDY CENTER PD	\$1,333.95	\$1,333.95	\$1,333.95	\$1,333.95	\$1,333.95	\$0.00
	OP-2018-26-80-00	GRUNDY CO SO	\$4,200.00	\$4,200.00	\$4,200.00	\$4,200.00	\$4,200.00	\$0.00

Federal Reimbursement Voucher

U.S. Department of Transportation National Highway Traffic Safety Administration
Federal Reimbursement Voucher

State: Iowa
 Reimbursement Info: Total: \$0.00
 Report Date: 12/21/2018
 Claim Period: 09/30/2018 - 09/30/2018
 Not Posted In DELPHI

Page: 9

2018-FINAL
 Posted: 12/21/2018

Program Area	Project	Description	HCS Federal Funds Obligated	Share to Local Benefit	State/Federal Cost to Date	Federal Funds Expended	Fed Previous Amount Claimed	Fed Funds Claimed this Period
OP-2018-27-10-00	HAMILTON CO SO		\$4,200.00	\$4,200.00	\$4,200.00	\$4,200.00	\$4,200.00	\$0.00
OP-2018-27-20-00	HAMPTON PD		\$4,163.00	\$4,163.00	\$4,163.00	\$4,163.00	\$4,163.00	\$0.00
OP-2018-27-30-00	HARDIN CO SO		\$4,200.00	\$4,200.00	\$4,200.00	\$4,200.00	\$4,200.00	\$0.00
OP-2018-27-40-00	HARLAN PD		\$4,025.00	\$4,025.00	\$4,025.00	\$4,025.00	\$4,025.00	\$0.00
OP-2018-27-50-00	HARRISON CO SO		\$4,200.00	\$4,200.00	\$4,200.00	\$4,200.00	\$4,200.00	\$0.00
OP-2018-27-70-00	HINTON PD		\$4,143.22	\$4,143.22	\$4,143.22	\$4,143.22	\$4,143.22	\$0.00
OP-2018-27-80-00	HOWARD CO SO		\$4,039.61	\$4,039.61	\$4,039.61	\$4,039.61	\$4,039.61	\$0.00
OP-2018-28-00-00	HUMBOLDT PD		\$4,025.00	\$4,025.00	\$4,025.00	\$4,025.00	\$4,025.00	\$0.00
OP-2018-28-10-00	IDA CO SO		\$4,200.00	\$4,200.00	\$4,200.00	\$4,200.00	\$4,200.00	\$0.00
OP-2018-28-20-00	INDEPENDENCE PD		\$3,630.00	\$3,630.00	\$3,630.00	\$3,630.00	\$3,630.00	\$0.00
OP-2018-28-30-00	IOWA FALLS PD		\$3,373.06	\$3,373.06	\$3,373.06	\$3,373.06	\$3,373.06	\$0.00
OP-2018-28-40-00	JACKSON CO SO		\$3,975.37	\$3,975.37	\$3,975.37	\$3,975.37	\$3,975.37	\$0.00
OP-2018-28-60-00	JEFFERSON PD		\$4,025.00	\$4,025.00	\$4,025.00	\$4,025.00	\$4,025.00	\$0.00
OP-2018-28-70-00	JESUP PD		\$3,900.00	\$3,900.00	\$3,900.00	\$3,900.00	\$3,900.00	\$0.00
OP-2018-28-80-00	JONES CO SO		\$4,200.00	\$4,200.00	\$4,200.00	\$4,200.00	\$4,200.00	\$0.00
OP-2018-28-90-00	KEOKUK CO SO		\$3,000.00	\$3,000.00	\$3,000.00	\$3,000.00	\$3,000.00	\$0.00
OP-2018-29-00-00	KINGSLEY PD		\$3,402.63	\$3,402.63	\$3,402.63	\$3,402.63	\$3,402.63	\$0.00
OP-2018-29-10-00	LA PORTE CITY PD		\$100.00	\$100.00	\$100.00	\$100.00	\$100.00	\$0.00
OP-2018-29-20-00	LAKE PARK PD		\$2,310.00	\$2,310.00	\$2,310.00	\$2,310.00	\$2,310.00	\$0.00
OP-2018-29-30-00	LAKE VIEW PD		\$4,200.00	\$4,200.00	\$4,200.00	\$4,200.00	\$4,200.00	\$0.00
OP-2018-29-50-00	LANSING PD		\$4,200.00	\$4,200.00	\$4,200.00	\$4,200.00	\$4,200.00	\$0.00
OP-2018-29-60-00	LE MARS PD		\$3,270.81	\$3,270.81	\$3,270.81	\$3,270.81	\$3,270.81	\$0.00
OP-2018-29-70-00	LISBON PD		\$4,200.00	\$4,200.00	\$4,200.00	\$4,200.00	\$4,200.00	\$0.00
OP-2018-29-80-00	LOGAN PD		\$4,105.00	\$4,105.00	\$4,105.00	\$4,105.00	\$4,105.00	\$0.00

**U.S. Department of Transportation National Highway Traffic Safety Administration
Federal Reimbursement Voucher**

State: Iowa Page: 10
 Report Date: 12/21/2018
 Claim Period: 09/30/2018 - 09/30/2018
 Not Posted In DELPHI

2018-FINAL

Reimbursement Info: Total: \$0.00 Posted: 12/21/2018

Program Area	Project	Description	HCS Federal Funds Obligated	Share to Local Benefit	State/Federal Cost to Date	Federal Funds Expended	Fed Previous Amount Claimed	Fed Funds Claimed this Period
OP-2018-29-90-00	LOUISA CO SO		\$4,300.00	\$4,300.00	\$4,300.00	\$4,300.00	\$4,300.00	\$0.00
OP-2018-30-00-00	LUCAS CO SO		\$1,122.14	\$1,122.14	\$1,122.14	\$1,122.14	\$1,122.14	\$0.00
OP-2018-30-10-00	LYON CO SO		\$4,185.00	\$4,185.00	\$4,185.00	\$4,185.00	\$4,185.00	\$0.00
OP-2018-30-20-00	MADISON CO SO		\$4,200.00	\$4,200.00	\$4,200.00	\$4,200.00	\$4,200.00	\$0.00
OP-2018-30-30-00	MANCHESTER PD		\$4,200.00	\$4,200.00	\$4,200.00	\$4,200.00	\$4,200.00	\$0.00
OP-2018-30-40-00	MANNING PD		\$3,395.00	\$3,395.00	\$3,395.00	\$3,395.00	\$3,395.00	\$0.00
OP-2018-30-60-00	MAQUOKETA PD		\$4,200.00	\$4,200.00	\$4,200.00	\$4,200.00	\$4,200.00	\$0.00
OP-2018-30-70-00	MAR-MAC PD		\$3,902.79	\$3,902.79	\$3,902.79	\$3,902.79	\$3,902.79	\$0.00
OP-2018-30-80-00	MARCUS PD		\$2,674.00	\$2,674.00	\$2,674.00	\$2,674.00	\$2,674.00	\$0.00
OP-2018-30-90-00	MARENGO PD		\$4,200.00	\$4,200.00	\$4,200.00	\$4,200.00	\$4,200.00	\$0.00
OP-2018-31-00-00	MCCAUSLAND PD		\$918.00	\$918.00	\$918.00	\$918.00	\$918.00	\$0.00
OP-2018-31-10-00	MELCHER-DALLAS PD		\$4,261.91	\$4,261.91	\$4,261.91	\$4,261.91	\$4,261.91	\$0.00
OP-2018-31-20-00	MERRILL PD		\$3,405.61	\$3,405.61	\$3,405.61	\$3,405.61	\$3,405.61	\$0.00
OP-2018-31-30-00	MILFORD PD		\$4,200.00	\$4,200.00	\$4,200.00	\$4,200.00	\$4,200.00	\$0.00
OP-2018-31-40-00	MILLS CO SO		\$4,190.00	\$4,190.00	\$4,190.00	\$4,190.00	\$4,190.00	\$0.00
OP-2018-31-50-00	MISSOURI VALLEY PD		\$3,815.48	\$3,815.48	\$3,815.48	\$3,815.48	\$3,815.48	\$0.00
OP-2018-31-60-00	MITCHELL CO SO		\$4,180.72	\$4,180.72	\$4,180.72	\$4,180.72	\$4,180.72	\$0.00
OP-2018-31-70-00	MITCHELLVILLE PD		\$4,200.00	\$4,200.00	\$4,200.00	\$4,200.00	\$4,200.00	\$0.00
OP-2018-31-80-00	MONONA CO SO		\$4,200.00	\$4,200.00	\$4,200.00	\$4,200.00	\$4,200.00	\$0.00
OP-2018-31-90-00	MONONA PD		\$4,200.00	\$4,200.00	\$4,200.00	\$4,200.00	\$4,200.00	\$0.00
OP-2018-32-00-00	MONROE PD		\$1,388.11	\$1,388.11	\$1,388.11	\$1,388.11	\$1,388.11	\$0.00
OP-2018-32-10-00	MONTGOMERY CO SO		\$4,096.31	\$4,096.31	\$4,096.31	\$4,096.31	\$4,096.31	\$0.00
OP-2018-32-20-00	MONTICELLO PD		\$4,085.00	\$4,085.00	\$4,085.00	\$4,085.00	\$4,085.00	\$0.00
OP-2018-32-30-00	MONTROSE PD		\$3,627.00	\$3,627.00	\$3,627.00	\$3,627.00	\$3,627.00	\$0.00

**U.S. Department of Transportation National Highway Traffic Safety Administration
Federal Reimbursement Voucher**

Page: 11

State: Iowa

Report Date: 12/21/2018

2018-FINAL

Reimbursement Info: Total: \$0.00

Posted: 12/21/2018

Claim Period: 09/30/2018 - 09/30/2018

Not Posted In DELPHI

Program Area	Project	Description	HCS Federal Funds Obligated	Share to Local Benefit	State/Federal Cost to Date	Federal Funds Expended	Fed Previous Amount Claimed	Fed Funds Claimed this Period
	OP-2018-32-40-00	MOUNT PLEASANT PD	\$4,200.00	\$4,200.00	\$4,200.00	\$4,200.00	\$4,200.00	\$0.00
	OP-2018-32-50-00	NASHUA PD	\$3,719.56	\$3,719.56	\$3,719.56	\$3,719.56	\$3,719.56	\$0.00
	OP-2018-32-60-00	NEVADA PUBLIC SAFETY DEPARTMENT	\$4,200.00	\$4,200.00	\$4,200.00	\$4,200.00	\$4,200.00	\$0.00
	OP-2018-32-70-00	NEW HAMPTON PD	\$4,197.40	\$4,197.40	\$4,197.40	\$4,197.40	\$4,197.40	\$0.00
	OP-2018-32-90-00	OELWEIN PD	\$4,200.00	\$4,200.00	\$4,200.00	\$4,200.00	\$4,200.00	\$0.00
	OP-2018-33-00-00	OKOBOJI PD	\$1,944.25	\$1,944.25	\$1,944.25	\$1,944.25	\$1,944.25	\$0.00
	OP-2018-33-10-00	OSAGE PD	\$4,200.00	\$4,200.00	\$4,200.00	\$4,200.00	\$4,200.00	\$0.00
	OP-2018-33-20-00	OSCEOLA CO SO	\$4,200.00	\$4,200.00	\$4,200.00	\$4,200.00	\$4,200.00	\$0.00
	OP-2018-33-30-00	OSCEOLA PD	\$4,291.20	\$4,291.20	\$4,291.20	\$4,291.20	\$4,291.20	\$0.00
	OP-2018-33-40-00	PALO ALTO CO SO	\$2,624.47	\$2,624.47	\$2,624.47	\$2,624.47	\$2,624.47	\$0.00
	OP-2018-33-60-00	PAULLINA PD	\$4,200.00	\$4,200.00	\$4,200.00	\$4,200.00	\$4,200.00	\$0.00
	OP-2018-33-80-00	PLYMOUTH CO SO	\$4,200.00	\$4,200.00	\$4,200.00	\$4,200.00	\$4,200.00	\$0.00
	OP-2018-33-90-00	POSTVILLE PD	\$163.62	\$163.62	\$163.62	\$163.62	\$163.62	\$0.00
	OP-2018-34-10-00	POWESHIEK CO SO	\$4,185.00	\$4,185.00	\$4,185.00	\$4,185.00	\$4,185.00	\$0.00
	OP-2018-34-20-00	PRAIRIE CITY PD	\$2,116.83	\$2,116.83	\$2,116.83	\$2,116.83	\$2,116.83	\$0.00
	OP-2018-34-30-00	RED OAK PD	\$4,200.00	\$4,200.00	\$4,200.00	\$4,200.00	\$4,200.00	\$0.00
	OP-2018-34-50-00	SAC CITY PD	\$3,487.87	\$3,487.87	\$3,487.87	\$3,487.87	\$3,487.87	\$0.00
	OP-2018-34-70-00	SHELBY CO SO	\$4,200.00	\$4,200.00	\$4,200.00	\$4,200.00	\$4,200.00	\$0.00
	OP-2018-34-80-00	SHELL ROCK PD	\$4,196.75	\$4,196.75	\$4,196.75	\$4,196.75	\$4,196.75	\$0.00
	OP-2018-34-90-00	SIGOURNEY PD	\$1,533.45	\$1,533.45	\$1,533.45	\$1,533.45	\$1,533.45	\$0.00
	OP-2018-35-00-00	STIOUX CENTER PD	\$4,200.00	\$4,200.00	\$4,200.00	\$4,200.00	\$4,200.00	\$0.00
	OP-2018-35-20-00	SPENCER PD	\$4,200.00	\$4,200.00	\$4,200.00	\$4,200.00	\$4,200.00	\$0.00
	OP-2018-35-30-00	SPIRIT LAKE PD	\$4,200.00	\$4,200.00	\$4,200.00	\$4,200.00	\$4,200.00	\$0.00
	OP-2018-35-40-00	STORY CITY PD	\$3,555.00	\$3,555.00	\$3,555.00	\$3,555.00	\$3,555.00	\$0.00

**U.S. Department of Transportation National Highway Traffic Safety Administration
Federal Reimbursement Voucher**

State: Iowa Page: 12
 Reimbursement Info: Total: \$0.00 Report Date: 12/21/2018
 Posted: 12/21/2018 Claim Period: 09/30/2018 - 09/30/2018
 2018-FINAL Not Posted In DELPHI

Program Area	Project	Description	HCS Federal Funds Obligated	Share to Local Benefit	State/Federal Cost to Date	Federal Funds Expended	Fed Previous Amount Claimed	Fed Funds Claimed this Period
	OP-2018-35-70-00	SUTHERLAND PD	\$4,200.00	\$4,200.00	\$4,200.00	\$4,200.00	\$4,200.00	\$0.00
	OP-2018-35-80-00	TAMA CO SO	\$3,828.99	\$3,828.99	\$3,828.99	\$3,828.99	\$3,828.99	\$0.00
	OP-2018-35-90-00	TRIPOLI PD	\$4,200.00	\$4,200.00	\$4,200.00	\$4,200.00	\$4,200.00	\$0.00
	OP-2018-36-00-00	UNION CO SO	\$4,200.00	\$4,200.00	\$4,200.00	\$4,200.00	\$4,200.00	\$0.00
	OP-2018-36-10-00	VAN METER PD	\$4,200.00	\$4,200.00	\$4,200.00	\$4,200.00	\$4,200.00	\$0.00
	OP-2018-36-30-00	WAPELLO PD	\$4,200.00	\$4,200.00	\$4,200.00	\$4,200.00	\$4,200.00	\$0.00
	OP-2018-36-50-00	WAUKON PD	\$4,195.00	\$4,195.00	\$4,195.00	\$4,195.00	\$4,195.00	\$0.00
	OP-2018-36-60-00	WAVERLY PD	\$3,100.00	\$3,100.00	\$3,100.00	\$3,100.00	\$3,100.00	\$0.00
	OP-2018-36-70-00	WAYNE CO SO	\$4,200.00	\$4,200.00	\$4,200.00	\$4,200.00	\$4,200.00	\$0.00
	OP-2018-36-90-00	WEST UNION PD	\$2,953.38	\$2,953.38	\$2,953.38	\$2,953.38	\$2,953.38	\$0.00
	OP-2018-37-00-00	WILLIAMSBURG PD	\$3,704.80	\$3,704.80	\$3,704.80	\$3,704.80	\$3,704.80	\$0.00
	OP-2018-37-10-00	WINFIELD PD	\$1,500.00	\$1,500.00	\$1,500.00	\$1,500.00	\$1,500.00	\$0.00
	OP-2018-37-20-00	WINNEBAGO CO SO	\$4,039.85	\$4,039.85	\$4,039.85	\$4,039.85	\$4,039.85	\$0.00
	OP-2018-37-30-00	WINTERSET PD	\$4,200.00	\$4,200.00	\$4,200.00	\$4,200.00	\$4,200.00	\$0.00
	OP-2018-37-40-00	WORTH CO SO	\$4,093.50	\$4,093.50	\$4,093.50	\$4,093.50	\$4,093.50	\$0.00
	Occupant Protection Total		\$1,084,898.48	\$778,636.31	\$1,084,898.48	\$1,084,898.48	\$1,084,898.48	\$0.00
	Pedestrian/Bicycle Safety							
	PS-2018-01-00-00	BLANK CHILDRENS HOSP	\$8,951.09	\$8,951.09	\$8,951.09	\$8,951.09	\$8,951.09	\$0.00
	Pedestrian/Bicycle Safety Total		\$8,951.09	\$8,951.09	\$8,951.09	\$8,951.09	\$8,951.09	\$0.00
	Police Traffic Services							
	PT-2018-00-00-02	GTSB - SOFT MATCH	\$0.00	\$0.00	\$702,876.98	\$0.00	\$0.00	\$0.00
	PT-2018-00-00-03	GTSB - TRAVEL (PT)	\$7,879.11	\$0.00	\$7,879.11	\$7,879.11	\$7,879.11	\$0.00
	PT-2018-00-00-05	GTSB - LAW ENFORCEMENT MEETINGS	\$1,641.12	\$1,641.12	\$1,641.12	\$1,641.12	\$1,641.12	\$0.00
	PT-2018-00-00-07	GTSB - PM POLICE TRAFFIC SERVICES	\$292,235.41	\$0.00	\$292,235.41	\$292,235.41	\$292,235.41	\$0.00

Federal Reimbursement Voucher

U.S. Department of Transportation National Highway Traffic Safety Administration
Federal Reimbursement Voucher

State: Iowa
 Report Date: 12/21/2018
 Claim Period: 09/30/2018 - 09/30/2018
 Not Posted In DELPHI
 Page: 13
 2018-FINAL
 Posted: 12/21/2018
 Reimbursement Info: Total: \$0.00

Program Area	Project	Description	HCS Federal Funds Obligated	Share to Local Benefit	State/Federal Cost to Date	Federal Funds Expended	Fed Previous Amount Claimed	Fed Funds Claimed this Period
	PT-2018-00-00-29	ISU CONFERENCE AND PLANNING (SPLIT)	\$16,383.61	\$16,383.61	\$16,383.61	\$16,383.61	\$16,383.61	\$0.00
	PT-2018-01-00-00	ALTOONA PD	\$17,589.41	\$17,589.41	\$17,589.41	\$17,589.41	\$17,589.41	\$0.00
	PT-2018-02-00-00	ANKENY PD	\$45,447.13	\$45,447.13	\$45,447.13	\$45,447.13	\$45,447.13	\$0.00
	PT-2018-03-00-00	BETTENDORF PD	\$45,000.00	\$45,000.00	\$45,000.00	\$45,000.00	\$45,000.00	\$0.00
	PT-2018-04-00-00	BURLINGTON PD	\$13,427.31	\$13,427.31	\$13,427.31	\$13,427.31	\$13,427.31	\$0.00
	PT-2018-06-00-00	CORALVILLE PD	\$26,983.84	\$26,983.84	\$26,983.84	\$26,983.84	\$26,983.84	\$0.00
	PT-2018-07-00-00	DES MOINES CO SO	\$9,885.02	\$9,885.02	\$9,885.02	\$9,885.02	\$9,885.02	\$0.00
	PT-2018-08-00-00	DES MOINES PD	\$178,917.19	\$178,917.19	\$178,917.19	\$178,917.19	\$178,917.19	\$0.00
	PT-2018-09-00-00	ELDRIDGE PD	\$9,129.88	\$9,129.88	\$9,129.88	\$9,129.88	\$9,129.88	\$0.00
	PT-2018-10-00-00	FORT DODGE PD	\$33,448.45	\$33,448.45	\$33,448.45	\$33,448.45	\$33,448.45	\$0.00
	PT-2018-12-00-00	JOHNSON CO SO	\$23,893.47	\$23,893.47	\$23,893.47	\$23,893.47	\$23,893.47	\$0.00
	PT-2018-13-00-00	KNOXVILLE PD	\$7,460.89	\$7,460.89	\$7,460.89	\$7,460.89	\$7,460.89	\$0.00
	PT-2018-14-00-00	LEE CO SO	\$22,489.63	\$22,489.63	\$22,489.63	\$22,489.63	\$22,489.63	\$0.00
	PT-2018-15-00-00	NEWTON PD	\$10,321.18	\$10,321.18	\$10,321.18	\$10,321.18	\$10,321.18	\$0.00
	PT-2018-16-00-00	NORTH LIBERTY PD	\$13,292.50	\$13,292.50	\$13,292.50	\$13,292.50	\$13,292.50	\$0.00
	PT-2018-17-00-00	NORWALK PD	\$20,000.00	\$20,000.00	\$20,000.00	\$20,000.00	\$20,000.00	\$0.00
	PT-2018-18-00-00	OSKALOOSA PD	\$32,169.92	\$32,169.92	\$32,169.92	\$32,169.92	\$32,169.92	\$0.00
	PT-2018-19-00-00	PERRY PD	\$5,431.15	\$5,431.15	\$5,431.15	\$5,431.15	\$5,431.15	\$0.00
	PT-2018-20-00-00	PLEASANT HILL PD	\$15,962.94	\$15,962.94	\$15,962.94	\$15,962.94	\$15,962.94	\$0.00
	PT-2018-21-00-00	POLK CO SO	\$26,502.74	\$26,502.74	\$26,502.74	\$26,502.74	\$26,502.74	\$0.00
	PT-2018-22-00-00	SCOTT EMERGENCY COMMUNICATIONS CENTER	\$1,678.26	\$1,678.26	\$1,678.26	\$1,678.26	\$1,678.26	\$0.00
	PT-2018-23-00-00	URBANDALE PD	\$18,654.42	\$18,654.42	\$18,654.42	\$18,654.42	\$18,654.42	\$0.00
	PT-2018-24-00-00	WAUKEE PD	\$12,619.16	\$12,619.16	\$12,619.16	\$12,619.16	\$12,619.16	\$0.00
	Police Traffic Services Total		\$908,443.74	\$608,329.22	\$1,611,320.72	\$908,443.74	\$908,443.74	\$0.00

**U.S. Department of Transportation National Highway Traffic Safety Administration
Federal Reimbursement Voucher**

State: Iowa

Page: 14

2018-FINAL

Report Date: 12/21/2018

Reimbursement Info: Total: \$0.00

Posted: 12/21/2018

Claim Period: 09/30/2018 - 09/30/2018

Not Posted In DELPHI

Program Area	Project	Description	HCS Federal Funds Obligated	Share to Local Benefit	State/Federal Cost to Date	Federal Funds Expended	Fed Previous Amount Claimed	Fed Funds Claimed this Period
Roadway Safety								
	RS-2018-01-00-00	DOT TRAFFIC & SAFETY C.R.	\$46,538.34	\$46,538.34	\$46,538.34	\$46,538.34	\$46,538.34	\$0.00
	RS-2018-02-00-00	DOT TRAFFIC & SAFETY MDST	\$19,963.94	\$0.00	\$19,963.94	\$19,963.94	\$19,963.94	\$0.00
	RS-2018-03-00-00	DOT TRAFFIC & SAFETY TEAP	\$87,915.07	\$87,915.07	\$87,915.07	\$87,915.07	\$87,915.07	\$0.00
	Roadway Safety Total		\$154,417.35	\$134,453.41	\$154,417.35	\$154,417.35	\$154,417.35	\$0.00
Paid Advertising								
	PM-2018-01-00-00	ALLIANCE SPORT MARKETING (combo 405b MIP	\$49,500.00	\$0.00	\$49,500.00	\$49,500.00	\$49,500.00	\$0.00
	PM-2018-02-00-00	CEDAR RAPIDS KERNELS	\$7,500.00	\$0.00	\$7,500.00	\$7,500.00	\$7,500.00	\$0.00
	PM-2018-03-00-00	DES MOINES BUCCANEERS HOCKEY	\$3,000.00	\$0.00	\$3,000.00	\$3,000.00	\$3,000.00	\$0.00
	PM-2018-04-00-00	GREATER DES MOINES BASEBALL	\$20,000.00	\$0.00	\$20,000.00	\$20,000.00	\$20,000.00	\$0.00
	PM-2018-05-00-00	IMG COLLEGE - DRAKE	\$30,800.00	\$0.00	\$30,800.00	\$30,800.00	\$30,800.00	\$0.00
	PM-2018-06-00-00	IOWA BARNSTORMERS	\$6,000.00	\$0.00	\$6,000.00	\$6,000.00	\$6,000.00	\$0.00
	PM-2018-07-00-00	IOWA WILD	\$8,000.00	\$0.00	\$8,000.00	\$8,000.00	\$8,000.00	\$0.00
	PM-2018-08-00-00	KROGMAN & ASSOCIATES	\$10,150.00	\$0.00	\$10,150.00	\$10,150.00	\$10,150.00	\$0.00
	PM-2018-09-00-00	RADIO IOWA NEWS (LEARFIELD)	\$95,000.00	\$0.00	\$95,000.00	\$95,000.00	\$95,000.00	\$0.00
	PM-2018-10-00-00	SCREENVISION DIRECT	\$44,610.00	\$0.00	\$44,610.00	\$44,610.00	\$44,610.00	\$0.00
	PM-2018-11-00-00	WATERLOO BUCKS	\$7,000.00	\$0.00	\$7,000.00	\$7,000.00	\$7,000.00	\$0.00
	PM-2018-12-00-00	IOWA PUBLIC TELEVISION FOUNDATION	\$10,000.00	\$0.00	\$10,000.00	\$10,000.00	\$10,000.00	\$0.00
	PM-2018-13-00-00	IOWA WOLVES BASKETBALL	\$9,000.00	\$0.00	\$9,000.00	\$9,000.00	\$9,000.00	\$0.00
	PM-2018-14-00-00	THE INTEGER GROUP	\$132,384.07	\$0.00	\$132,384.07	\$132,384.07	\$132,384.07	\$0.00
	Paid Advertising Total		\$432,944.07	\$0.00	\$432,944.07	\$432,944.07	\$432,944.07	\$0.00
Teen Safety Program								
	TSP-2018-01-00-00	CREATIVE VISIONS	\$14,974.56	\$0.00	\$14,974.56	\$14,974.56	\$14,974.56	\$0.00
	Teen Safety Program Total		\$14,974.56	\$0.00	\$14,974.56	\$14,974.56	\$14,974.56	\$0.00

**U.S. Department of Transportation National Highway Traffic Safety Administration
Federal Reimbursement Voucher**

State: Iowa Page: 15
 Reimbursement Info: Total: \$0.00 Report Date: 12/21/2018
 Posted: 12/21/2018 Claim Period: 09/30/2018 - 09/30/2018
 2018-FINAL Not Posted In DELPHI

Program Area	Project	Description	HCS Federal Funds Obligated	Share to Local Benefit	State/Federal Cost to Date	Federal Funds Expended	Fed Previous Amount Claimed	Fed Funds Claimed this Period
FAST Act NHTSA 402 Total			\$3,359,373.36	\$1,771,583.63	\$4,199,216.71	\$3,359,373.36	\$3,359,373.36	\$0.00
FAST Act 405b OP High								
405b High HVE								
	M1HV-2018-00-00-02	GTSB - SOFT MATCH	\$0.00	\$0.00	\$92,414.20	\$0.00	\$0.00	\$0.00
	405b High HVE Total		\$0.00	\$0.00	\$92,414.20	\$0.00	\$0.00	\$0.00
405b High Training								
	M1TR-2018-00-00-05	GTSB - PRINTING/PROMOTIONAL ITEMS	\$1,888.00	\$0.00	\$1,888.00	\$1,888.00	\$1,888.00	\$0.00
	405b High Training Total		\$1,888.00	\$0.00	\$1,888.00	\$1,888.00	\$1,888.00	\$0.00
405b High Public Education								
	M1PE-2018-01-00-00	ALLIANCE SPORT MARKETING	\$29,500.00	\$0.00	\$29,500.00	\$29,500.00	\$29,500.00	\$0.00
	M1PE-2018-02-00-00	LEARFIELD SPORTS	\$57,641.55	\$0.00	\$57,641.55	\$57,641.55	\$57,641.55	\$0.00
	405b High Public Education Total		\$87,141.55	\$0.00	\$87,141.55	\$87,141.55	\$87,141.55	\$0.00
405b High CSS Purchase/Distribution								
	M1CSS-2018-01-00-00	BLANK CHILDREN'S HOSPITAL	\$50,000.00	\$0.00	\$50,000.00	\$50,000.00	\$50,000.00	\$0.00
	405b High CSS Purchase/Distribution Total		\$50,000.00	\$0.00	\$50,000.00	\$50,000.00	\$50,000.00	\$0.00
405b High OP Information System								
	M1OP-2018-01-00-00	ISU SURVEY AND BEHAVIORAL SERVICES	\$29,688.11	\$0.00	\$29,688.11	\$29,688.11	\$29,688.11	\$0.00
	M1OP-2018-02-00-00	U OF I - INJURY PREVENTION	\$30,000.00	\$0.00	\$30,000.00	\$30,000.00	\$30,000.00	\$0.00
	M1OP-2018-03-00-00	BLANK CHILDREN'S HOSPITAL (COMBO WITH M1	\$170,939.13	\$0.00	\$170,939.13	\$170,939.13	\$170,939.13	\$0.00
	405b High OP Information System Total		\$230,627.24	\$0.00	\$230,627.24	\$230,627.24	\$230,627.24	\$0.00
FAST Act 405b OP High Total			\$369,656.79	\$0.00	\$462,070.99	\$369,656.79	\$369,656.79	\$0.00
FAST Act 405c Data Program								
405c Data Program								
	M3DA-2018-00-00-02	GTSB - SOFT MATCH	\$0.00	\$0.00	\$155,534.14	\$0.00	\$0.00	\$0.00

Federal Reimbursement Voucher

U.S. Department of Transportation National Highway Traffic Safety Administration
Federal Reimbursement Voucher

State: Iowa
 Report Date: 12/21/2018
 Claim Period: 09/30/2018 - 09/30/2018
 Not Posted In DELPHI

2018-FINAL

Posted: 12/21/2018

Reimbursement Info: Total: \$0.00

Program Area	Project	Description	HCS Federal Funds Obligated	Share to Local Benefit	State/Federal Cost to Date	Federal Funds Expended	Fed Previous Amount Claimed	Fed Funds Claimed this Period
	M3DA-2018-00-00-03	GTSB TRAVEL	\$19.60	\$0.00	\$19.60	\$19.60	\$19.60	\$0.00
	M3DA-2018-01-00-00	DOT DRIVER SERVICES - IPRC	\$82,524.44	\$41,286.72	\$82,524.44	\$82,524.44	\$82,524.44	\$0.00
	M3DA-2018-02-00-00	DOT MOTOR VEH ENF - TRACS	\$200,000.00	\$150,423.75	\$200,000.00	\$200,000.00	\$200,000.00	\$0.00
	M3DA-2018-03-00-00	DOT TRAFFIC & SAFETY - ROAD CAT	\$97,611.47	\$0.00	\$97,611.47	\$97,611.47	\$97,611.47	\$0.00
	M3DA-2018-04-00-00	HUMAN RIGHTS - CRASH LINKAGE	\$25,638.46	\$24,323.44	\$25,638.46	\$25,638.46	\$25,638.46	\$0.00
	M3DA-2018-05-00-00	U OF I - INJURY PREV RESEARCH CENTER	\$34,531.88	\$22,657.85	\$34,531.88	\$34,531.88	\$34,531.88	\$0.00
	M3DA-2018-06-00-00	NATIONAL DRIVING SIMULATOR	\$15,287.12	\$14,291.70	\$15,287.12	\$15,287.12	\$15,287.12	\$0.00
	M3DA-2018-07-00-00	IOWA STATE PATROL	\$5,453.82	\$0.00	\$5,453.82	\$5,453.82	\$5,453.82	\$0.00
	M3DA-2018-08-00-00	ISU INTRANS - ITSDS	\$70,362.74	\$50,317.54	\$70,362.74	\$70,362.74	\$70,362.74	\$0.00
	M3DA-2018-09-00-00	PUBLIC HEALTH EMS - BETS	\$90,707.03	\$62,311.35	\$90,707.03	\$90,707.03	\$90,707.03	\$0.00
	405c Data Program Total		\$622,136.56	\$365,612.35	\$777,670.70	\$622,136.56	\$622,136.56	\$0.00
	FAST Act 405c Data Program Total		\$622,136.56	\$365,612.35	\$777,670.70	\$622,136.56	\$622,136.56	\$0.00
	FAST Act 405d Impaired Driving Low 405d Low Other Based on Problem ID							
	M6OT-2018-00-00-02	GTSB - SOFT MATCH	\$0.00	\$0.00	\$143.74	\$0.00	\$0.00	\$0.00
	M6OT-2018-00-00-07	GTSB - ARIDE PROGRAM EXPENSES	\$574.94	\$0.00	\$574.94	\$574.94	\$574.94	\$0.00
	405d Low Other Based on Problem ID Total		\$574.94	\$0.00	\$718.68	\$574.94	\$574.94	\$0.00
	FAST Act 405d Impaired Driving Low Total		\$574.94	\$0.00	\$718.68	\$574.94	\$574.94	\$0.00
	FAST Act 405f Motorcyclist Training							
	M9MT-2018-00-00-02	SOFT MATCH	\$0.00	\$0.00	\$8,374.64	\$0.00	\$0.00	\$0.00
	M9MT-2018-01-00-00	DOT DL	\$33,498.54	\$0.00	\$33,498.54	\$33,498.54	\$33,498.54	\$0.00
	405f Motorcyclist Training Total		\$33,498.54	\$0.00	\$41,873.18	\$33,498.54	\$33,498.54	\$0.00
	FAST Act 405f Motorcyclist Programs Total		\$33,498.54	\$0.00	\$41,873.18	\$33,498.54	\$33,498.54	\$0.00

**U.S. Department of Transportation National Highway Traffic Safety Administration
Federal Reimbursement Voucher**

State: Iowa
 Reimbursement Info: Total: \$.00
 Post Date: 12/21/2018
 Claim Period: 09/30/2018 - 09/30/2018
 Not Posted In DELPHI

Page: 17
 Report Date: 12/21/2018
 2018-FINAL

Program Area	Project	Description	HCS Federal Funds Obligated	Share to Local Benefit	State/Federal Cost to Date	Federal Funds Expended	Fed Previous Amount Claimed	Fed Funds Claimed this Period
NHTSA Total			\$6,466,851.55	\$3,292,365.68	\$8,083,564.47	\$6,466,851.55	\$6,466,851.55	\$.00
Total			\$6,466,851.55	\$3,292,365.68	\$8,083,564.47	\$6,466,851.55	\$6,466,851.55	\$.00

[Signature] 12-21-18

I CERTIFY, that in accordance with the laws of the state and under the terms of the approved program(s) area that actual costs claimed have been incurred and have not previously been presented for payment.
 State Official:

(APPROVAL AND PAYMENT ARE SUBJECT TO ADJUSTMENT, YEAR-END AUDIT OR OTHER APPROPRIATE REVIEW)