



**MISSOURI'S
ANNUAL
PERFORMANCE
REPORT
2017**

**MoDOT
Highway Safety
and Traffic**



ANNUAL REPORT FEDERAL FISCAL YEAR 2017

PREPARED BY - MISSOURI HIGHWAY SAFETY OFFICE
(HIGHWAY SAFETY and TRAFFIC DIVISION)

BILL WHITFIELD.....DIRECTOR
SCOTT JONESPROGRAM ADMINISTRATOR
ANGELA HOECKER.....COMMERCIAL MOTOR VEHICLE PROGRAM MANAGER
SCOTT WILSON.....LAW ENFORCEMENT PROGRAM MANAGER
MANDY KLIETHERMESLAW ENFORCEMENT PROGRAM MANAGER
MIKE STAPPLAW ENFORCEMENT PROGRAM MANAGER
JACKIE ROGERSIMPAIRED DRIVING & ELDER DRIVER PROGRAM MANAGER
VACANT.....CHILD PASSENGER SAFETY & BIKE/PEDESTRIAN PROGRAM MANAGER
KACEY BUSCHJOSTTEEN PROGRAM MANAGER
BRENDA AHLERSOFFICE MANAGER
DARLA STUMPEDATA SUPPORT
DAWN HASLAGLAYOUT & DATA SUPPORT



1	INTRODUCTION TO THE MISSOURI OFFICE OF HIGHWAY SAFETY
2	MISSOURI'S MISSION, GOAL & VISION
3-4	MISSOURI HIGHWAY SAFETY PROGRAM Guidelines, Purpose, Problem ID, Data Analysis, Strategies/Results, Program Evaluation and Internal Activities
5	MISSOURI'S EMPHASIS & FOCUS AREAS Emphasis Areas I - VI
6-13	SNAPSHOT OF MISSOURI STATISTICS
14-16	CORE OUTCOME MEASURES
17	HS GRANT PROJECT DISTRIBUTION MAP
18-21	MISSOURI CUSTOMER SURVEY
22-40	PROGRAM GOALS, RESULTS & ACTIVITIES
41-73	APPENDICES A-C A - MO HS Annual Report Budget 2017 B - Subrecipient Crash Statistical History C - FY 2017 Training Report

TABLE OF CONTENTS

INTRODUCTION

The MoDOT mission is to provide a world-class transportation experience that delights our customers and promotes a prosperous Missouri. The Highway Safety and Traffic Division (HSTD), Office of Highway Safety (OHS), works specifically to reduce the number and severity of traffic crashes resulting in deaths and injuries. This requires the staff to work closely with state and local agencies in an attempt to develop programs which are innovative, cost efficient and, above all, effective in saving lives. This is accomplished through development and administration of the Governor's Highway Safety Program.

The National Highway Traffic Safety Administration indicates more than 94 percent of all traffic crashes are the result of human error. Operating a motor vehicle requires 100 percent of our attention. The motoring public must accept and take responsibility for their actions and adopt the mindset that the best way to prevent a crash is to do everything possible to avoid the crash. The multidisciplinary approach of education, engineering, enforcement and emergency response is critical to the success of the Office of Highway Safety's goal of reducing the number and severity of traffic crashes resulting in deaths and injuries.

When the 2017 Highway Safety Plan was developed, Missouri was still operating under "Missouri's Blueprint to Save More Lives" strategic highway safety plan. Beginning January 1, 2017, Missouri implemented the next strategic highway safety plan, "Missouri's Blueprint: A Partnership Toward Zero Deaths". However, the overall goal of 700 or fewer fatalities remained Missouri's interim goal, on the road to our now ultimate goal of zero fatalities on Missouri's roadways.

This effort requires action from numerous individuals and groups. We strive to incorporate involvement from both traditional and non-traditional partners in our safety endeavors. Expanded partnerships enable us to reach a broader base of customers with the life-saving messages of traffic safety.

The accomplishments noted in this report would not have occurred without the dedication and foresight of the staff of the Office of Highway Safety. In addition, the Missouri State Highway Patrol, Statistical Analysis Center; University of Central Missouri, Missouri Safety Center; Health and Safety Councils; the Missouri Coalition for Roadway Safety; Missouri Safe Communities; Missouri Advocates for Traffic Safety; Law Enforcement Traffic Safety Advisory Council (LETSAC); local and county law enforcement agencies; Region 7, National Highway Traffic Safety Administration (NHTSA) and many others continually provided assistance and helped expand our creativity and scope.



MISSION, VISION & GOAL

GOAL

700 or fewer fatalities by 2020



VISION

Continuously
Moving
Missouri
Toward Zero
Deaths

MISSION

*Missouri's Blueprint
~ A Partnership
Toward Zero Deaths*
To make travel on
Missouri's roadways safer
through a partnership of committed
local, state, federal, public and private organizations.

MISSOURI HIGHWAY SAFETY PROGRAM

DATA ANALYSIS

An annual Highway Safety Plan (HSP) is developed by the OHS utilizing statewide traffic crash data. The Missouri State Highway Patrol serves as

the central repository for all traffic crash data in the state. The Safety Section of MoDOT's Highway Safety & Traffic Division analyzes that data to compile statistics on fatalities and serious injuries. Three years' worth of crash statistics are compiled to provide a more representative sampling, thereby more effectively normalizing the data. Missouri uses comprehensive data sources which include: STARS and Traffic Management System (TMS). The State data presented in this report represent 2016 data that is entered and available for analysis as of November 27, 2017. The data was either extracted from State (STARS) or Federal (FARS) data sources.

GUIDELINES

In the State of Missouri, the state highway safety program is administered through the Office of Highway Safety (OHS), a unit of the Highway Safety & Traffic Division, Missouri Department of Transportation. The Annual Report for the OHS covers those activities funded for the period October 1, 2016, through September 30, 2017. The structure of this report attempts to follow the guidelines set forth by the National Highway Traffic Safety Administration (NHTSA) and the Federal Highway Administration (FHWA) Order 960-2/7510.3A.

PURPOSE

The National Highway Safety Act of 1966 charges each Governor with the responsibility of establishing a state highway safety program. The goal of the OHS is to reduce both the number and severity of traffic crashes and the deaths and injuries resulting from these crashes.

PROBLEM ID - ANNUAL DATA

Traffic crashes are, unfortunately, an accepted part of our mobile society. In 2016, there were 157,696 traffic crashes in Missouri. In these crashes, 947 people lost their lives and 57,690 persons were injured. Based on U.S. Department of Transportation Guidance on Treatment of the Economic Value of a Statistical Life of \$9.6 million per fatality, this resulted in an economic loss to the state of nearly \$9.1 billion. Per NHTSA Traffic Safety Facts (July 2016) from 2012-2014, motor vehicle traffic crashes were the leading cause of death among people 16 to 24 years old for each year.

STRATEGIES

Missouri's target of 700 or fewer fatalities has been integrated into all key planning documents that include: Strategic Highway Safety Plan (SHSP), Missouri's Blueprint – A Partnership Toward Zero Deaths (Blueprint); the Commercial Vehicle Safety Plan (CVSP); and the Highway Safety Plan and Performance Plan (HSP). The fatality reduction goal is also included in the Highway Safety Improvement Program (HSIP) Annual Report along with fatalities, fatality rates and serious injuries. Every effort is made to establish evidence based strategies that guide Missouri to meet this target.

State and local governmental agencies are solicited to assist in the development of countermeasure projects to address the traffic crash issues through the Missouri Coalition for Roadway Safety and Highway Safety Grant Funding. These projects are then compiled into a comprehensive traffic safety plan for the state. Federal funding to support the OHS is channeled to the state from the Section 402 Highway Safety Program within the U.S. Department of Transportation. In addition to 402 funding, Missouri also received Section 154 AL, 154 HE, and 405b, c, d, and f.

SUCCESSES/ RESULTS

Since inception of the highway safety program in 1967, Missouri has witnessed a drop in the vehicle death rate per 100 million vehicle miles traveled from 6.2 to 1.27 in 2016. However, during the last two years, Missouri has experienced an increase in fatalities each consecutive year. In 2015, there was an increase of 104 fatalities from the previous year and there was another increase of 77 fatalities in 2016 compared to 2015. Due to this increase, Missouri is beginning to see an increase in its three-year moving average as well. The new interim goal set by the Missouri Coalition for Roadway Safety is 700 or fewer fatalities by 2020 as we continue to move Toward Zero Deaths.

FARS Data

Overall Crashes in 2014 - 137,448

Injuries in 2014 - 47,973

Deaths in 2014 - 766

Overall Crashes in 2015 - 148,659

Injuries in 2015 - 53,893

Deaths in 2015 - 870

Overall Crashes in 2016 - 157,696

Injuries in 2016 - 57,690

Deaths in 2016 - 947

have demonstrated best practices. These programs satisfy most, if not all, of the following criteria:

- They employ crash statistics to identify problem areas;
- They target high risk groups of individuals;
- They utilize knowledge & expertise of the local community to propose workable solutions;
- They apply varied resources from numerous sources;
- They are comprehensive in design; and
- They seek to modify behavior through effective enforcement, education, EMS and engineering.

INTERNAL ACTIVITIES

In addition to administering programs that are funded through state and local government agencies, OHS staff members participate in activities to further traffic safety within the state. These include, but are not limited to:

- Production and distribution of traffic safety materials;
- Legislative tracking and review;
- Training presentations (child passenger safety, safety belts, law enforcement grant applications, traffic safety programs, legislation, youth issues, etc.);
- Exhibits (safety fairs, conferences, State Fair, employer programs, etc.);
- Press conferences & media events; and
- Federal, state and local committees/boards with like-minded missions.

PROGRAM EVALUATION

Two types of evaluation methods are used to determine program effectiveness—administrative and impact. Administrative evaluations measure the operational efficiency of task activities relative to meeting the established goals and objectives of the project, including a risk assessment conducted prior to awarding a subrecipient a contract. Impact evaluations determine the extent to which the project was able to impact traffic crash involvement.

Included within this Annual Report are traffic safety countermeasure programs that

successes & results

STRATEGY

guidelines

data analysis

purpose

internal activities

problem ID

program evaluation

EMPHASIS & FOCUS AREAS

The Missouri Blueprint ~ A Partnership Toward Zero Deaths addresses six emphasis and 25 focus areas. Only key strategies that provide the greatest likelihood of reducing roadway-related fatalities and serious injuries are included. Extensive data analysis and review of current research were used as a basis for strategy selection.

Strategies were developed for each of these focus areas that incorporated the 4 E's – education, enforcement, engineering, and emergency response as well as technology and public policy. All of these are also included in the *Highway Safety Plan (HSP)*, which also addresses the areas of Public Information and Education, and Engineering.

The Emphasis Areas that the HSO and safety partners place focus on are below:

Emphasis Area I / Serious Crash Types

Focus Areas

- o Lane Departure
 - Run-Off-Road - Not in a Curve
 - Run-Off-Road - In a Curve
 - Collisions with Trees and/or Utility Poles
 - Head-On
- o Intersection Crashes
 - Non-Signalized
 - Signalized

Emphasis Area II / High-Risk Driving and Unrestrained Occupants

Focus Areas

- o Aggressive Driving
- o Unrestrained Drivers and Occupants
- o Substance-Impaired Driving
- o Unlicensed/Improperly Licensed Driving
- o Young Driver (15 - 20 years of age)
- o Distracted/Inattentive Driving
- o Drowsy Driving

Emphasis Area III / Special Vehicles

Focus Areas

- o Commercial Motor Vehicles (CMVs)
- o All-Terrain Vehicles (ATVs)/Utility Vehicles (UTV's)
- o School Buses

Emphasis Area IV / Vulnerable Roadway Users

Focus Areas

- o Older Drivers (Age 65 or older)
- o Motorcyclists
- o Pedestrians
- o Bicyclists

Emphasis Area V / Special Roadway Environments

Focus Areas

- o Nighttime Driving
- o Work Zone
- o Highway / Rail Crossing
- o Traffic Incident Management Areas

Emphasis Areas VI / Data and Data System Improvements

Focus Areas

- o Data Collection
- o Data Accessibility
- o System Linkage



SNAPSHOT OF MO STATISTICS BASED ON STARS

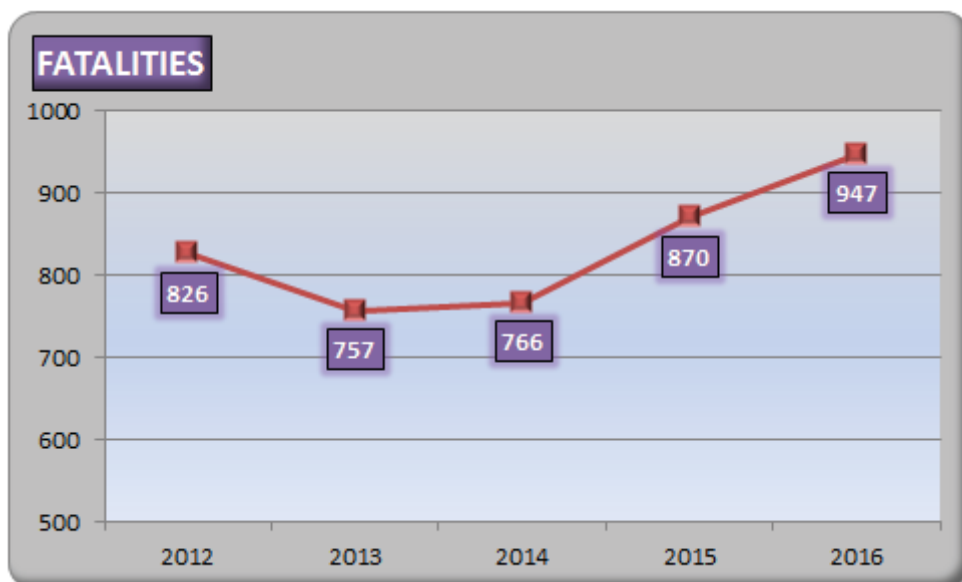
Since this report is directed toward modifying behavior so that safety will be the accepted norm, it stands to reason that we must identify and categorize those individuals who are making unsafe decisions and/or who are causing traffic crashes. It should be obvious to the reader that this document references targeted audiences or populations. The term "target audience" infers a population group that is overrepresented in a particular type of crash (e.g., drinking drivers) or is underrepresented in using safety devices (e.g., un-helmeted motorcyclists or unrestrained occupants). This terminology is in no way meant to profile certain populations by age,

gender, race, or nationality. Rather, this is an accepted term to identify specific population groups that must be reached with our messages and our enforcement efforts if we are to reduce traffic crashes, prevent injuries and save lives.

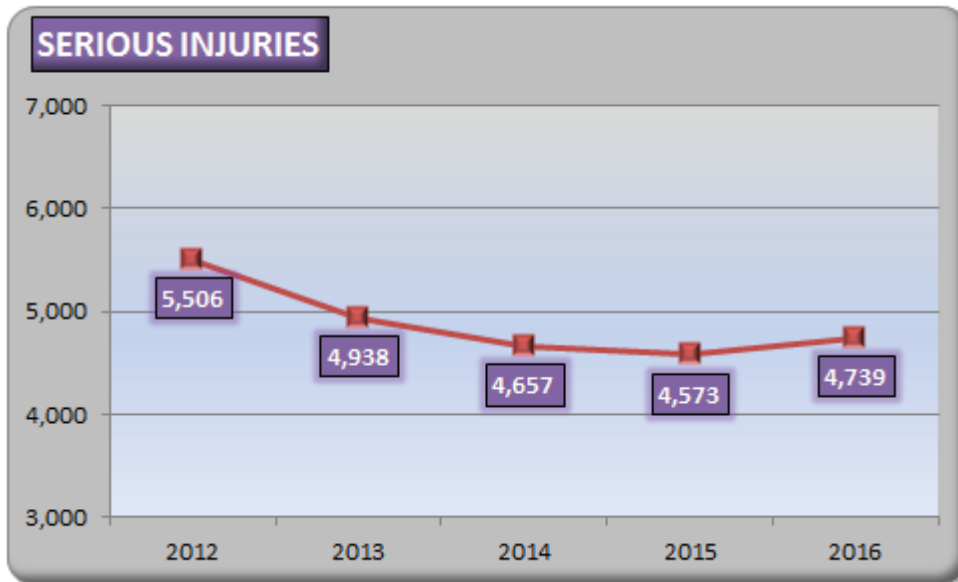
This section gives an overall snapshot view of the fatalities occurring on Missouri roadways during the past five years allowing the reader to view the 5-year trend in fatalities for each program area. The remainder of the report uses one years' worth of crash statistics to provide a representative sampling. The data in this section is state data only.

Overall Fatalities/Serious Injuries - A substantial number of people continue to be killed and seriously injured on Missouri roadways and most of these traffic crashes are preventable.

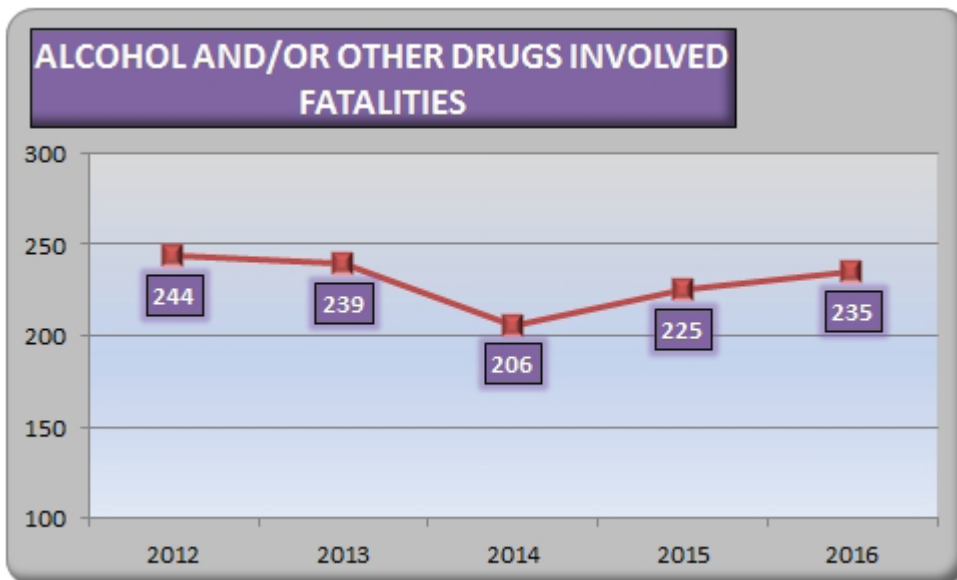
The graph below illustrates the number of fatalities on Missouri roadways from 2012-2016.



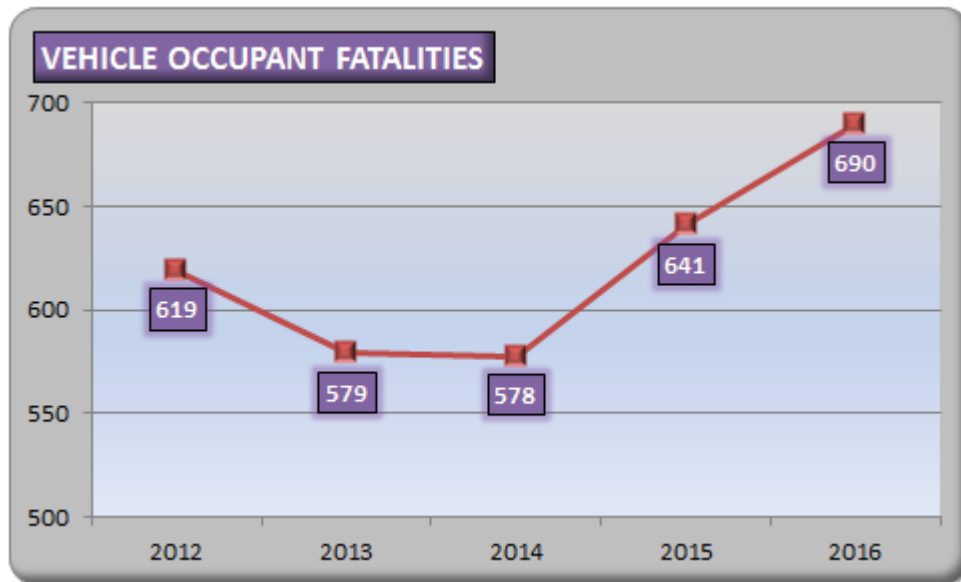
The graph below illustrates the number of serious injuries on Missouri roadways from 2012-2016.



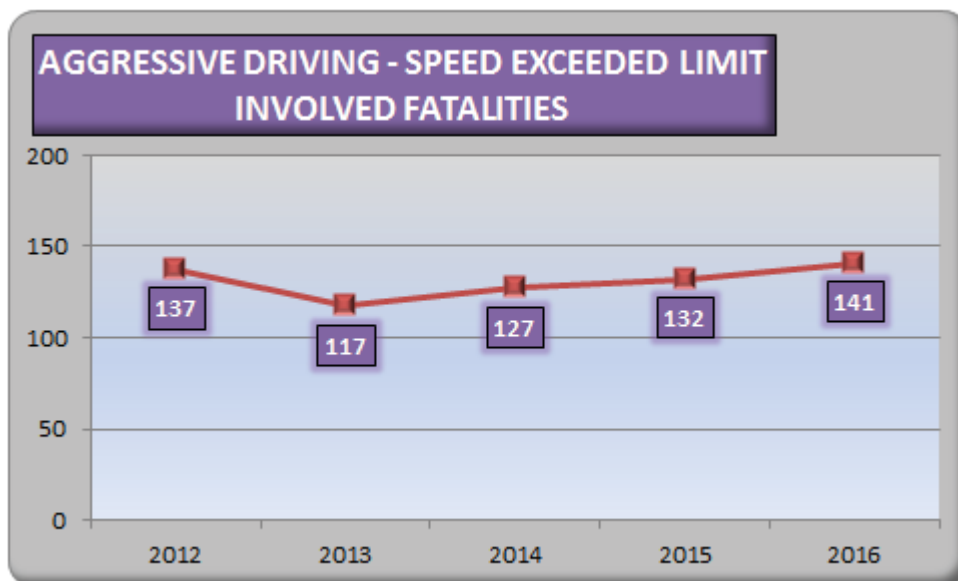
The graph below illustrates the number of fatalities on Missouri roadways from 2012-2016 due to the involvement of alcohol and drugs. Of the 1,150 people killed in 2012-2016 alcohol and/or other drug-related traffic crashes, 71% were the substance-impaired driver/pedestrian/bicyclist and 29% were some other involved party.



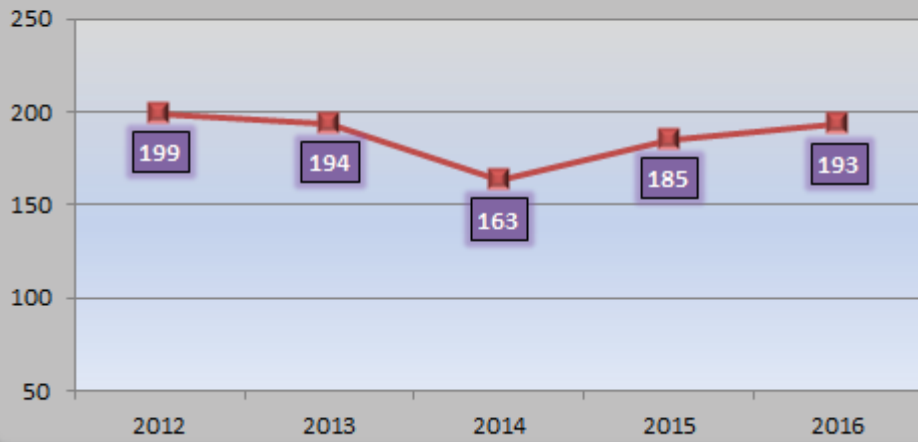
In known cases of those occupants killed who were totally ejected from the vehicle, 97% were not restrained and of those partially ejected, 90% were not restrained. Of the occupants killed who were not ejected from their vehicles, 50% were not restrained.



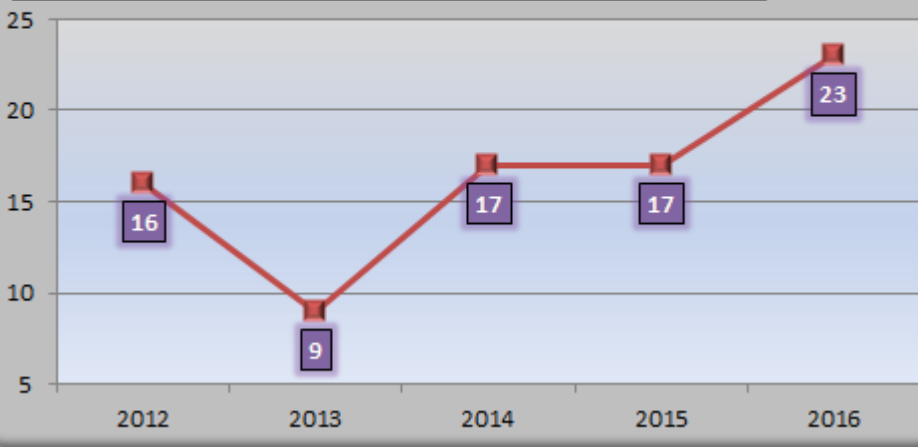
Aggressive Driving is a serious problem on Missouri's roadways and has contributed substantially to traffic crashes, especially crashes resulting in death.



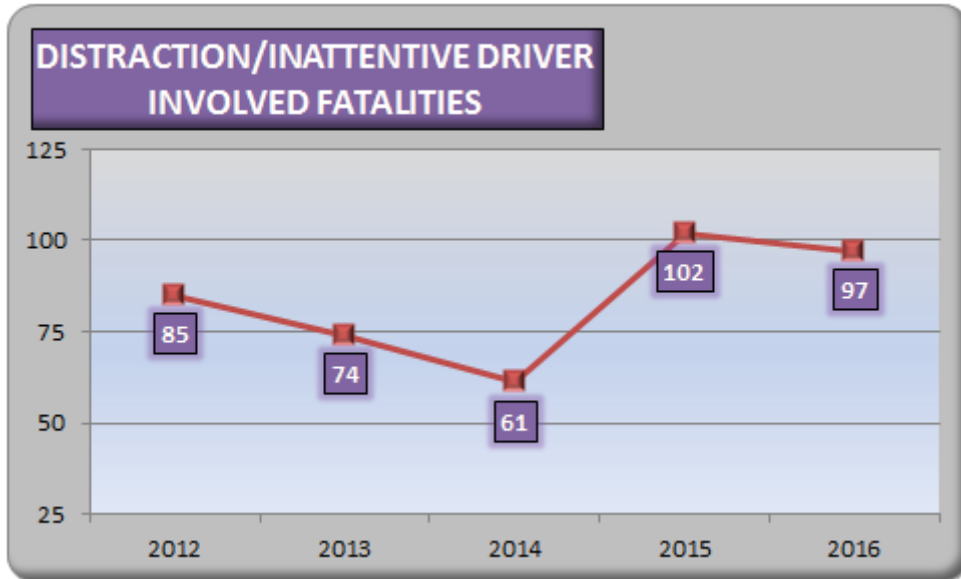
AGGRESSIVE DRIVING- TOO FAST FOR CONDITIONS INVOLVED FATALITIES



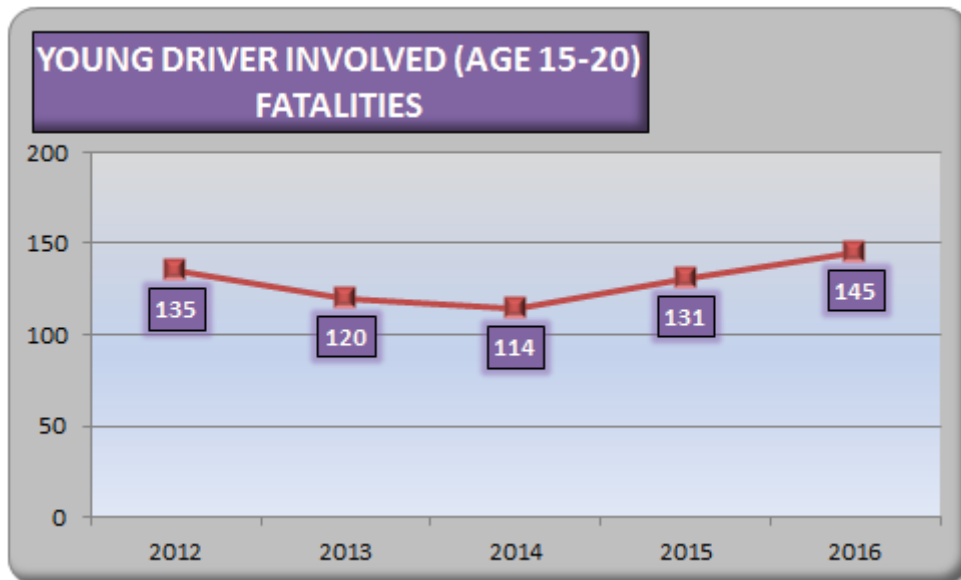
AGGRESSIVE DRIVING - FOLLOWING TOO CLOSE INVOLVED FATALITIES



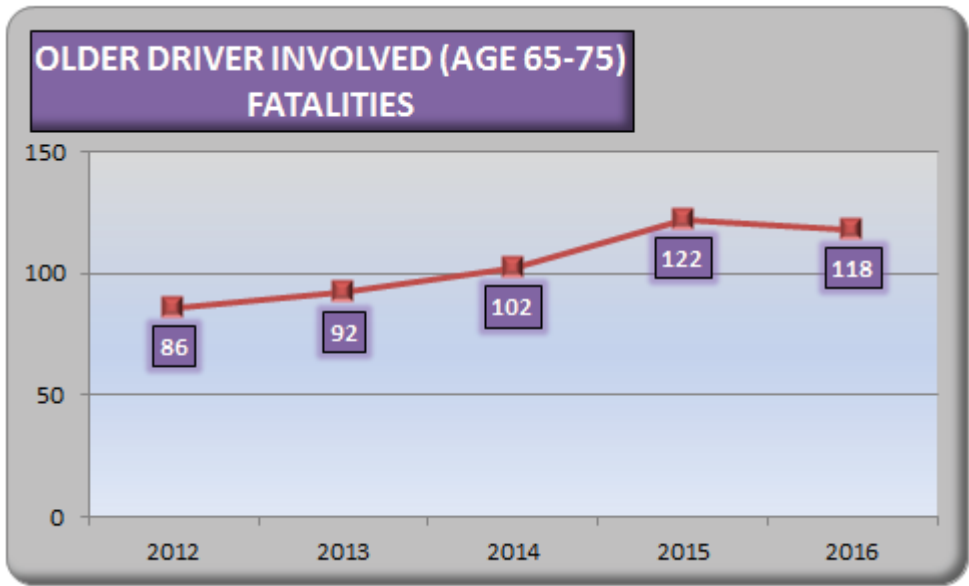
Approximately 38% of the distracted drivers involved in fatal car crashes in the last five years were between 15 and 30 years of age. The graph below illustrates all those killed in crashes involving a distracted driver.



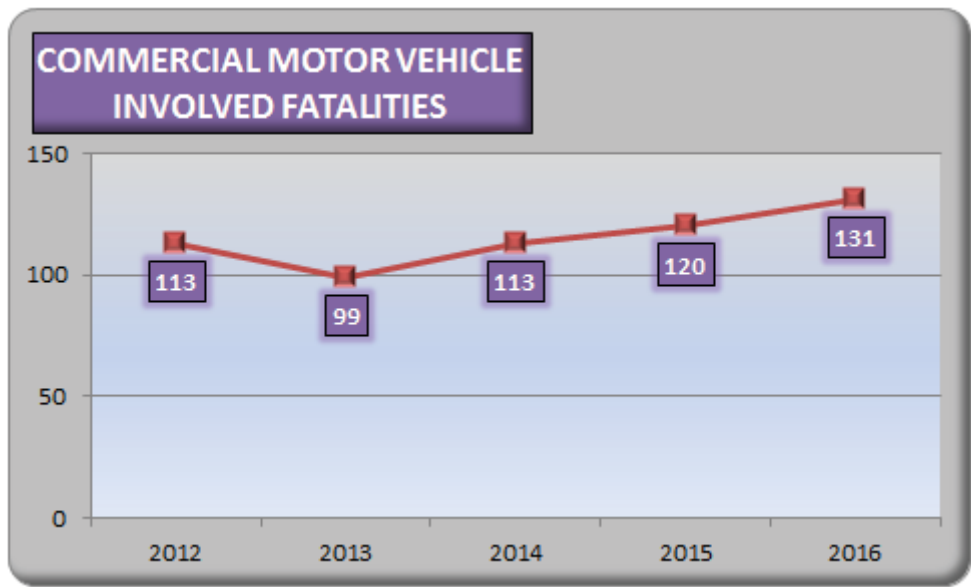
Of all 2012-2016 fatal and serious injury crashes in Missouri, 19% involved a young driver (age 15-20) of a motor vehicle.



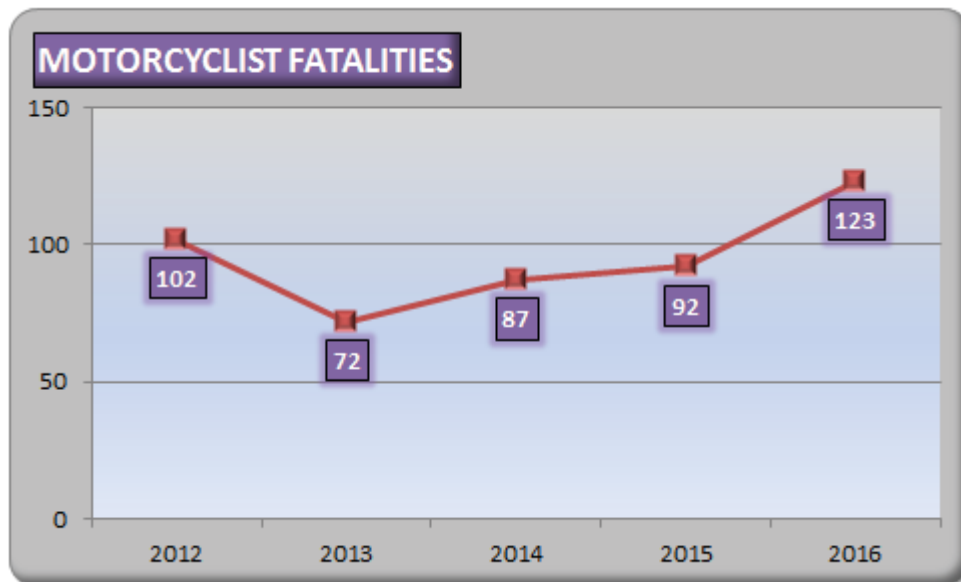
Of all 2012-2016 fatal and serious injury crashes in Missouri, 10% involved an older driver (age 65-75) of a motor vehicle



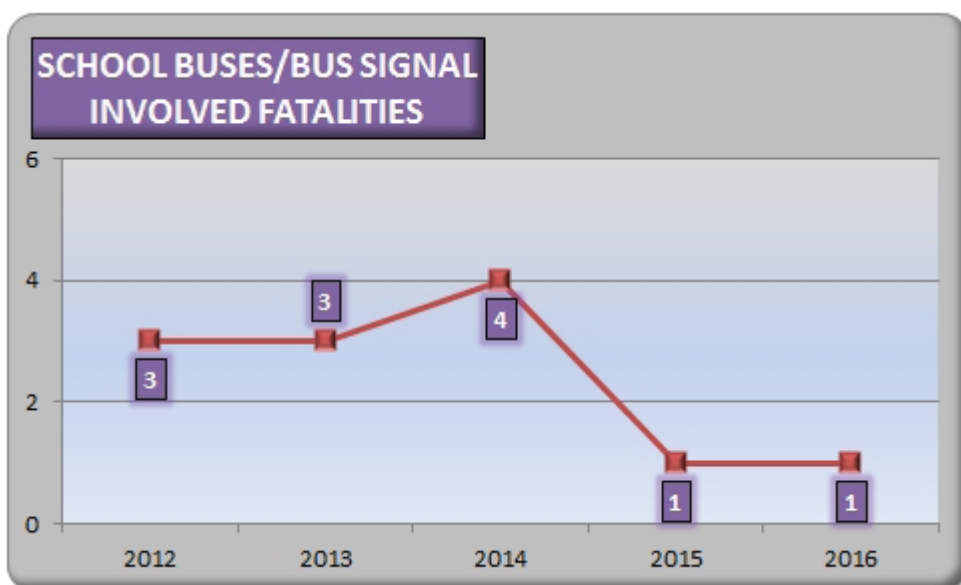
In 2012-2016, there were 720,670 traffic crashes in the state. In these crashes, 63,403 (9%) involved at least one commercial motor vehicle. Of the 3,820 fatal crashes, however, 520 (14%) involved at least one commercial motor vehicle.



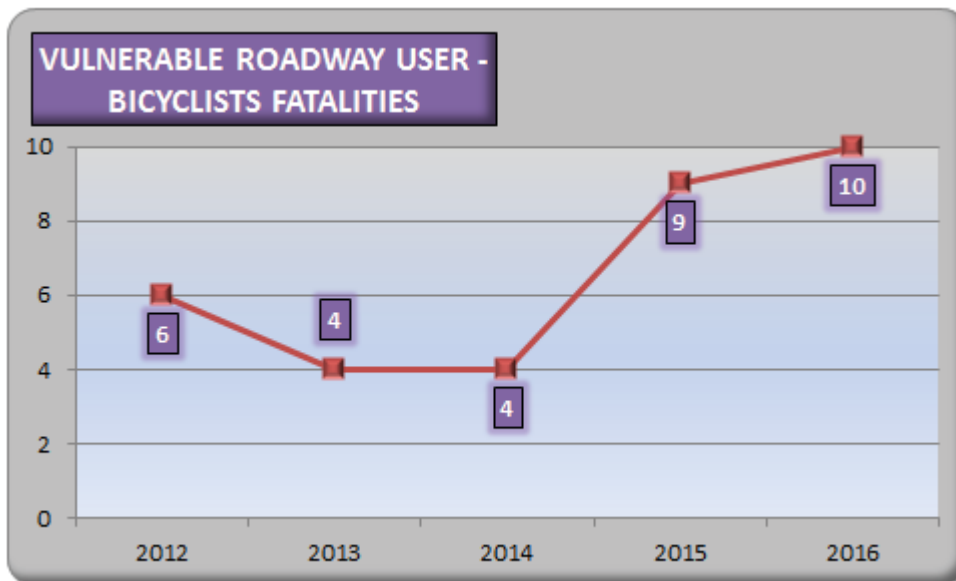
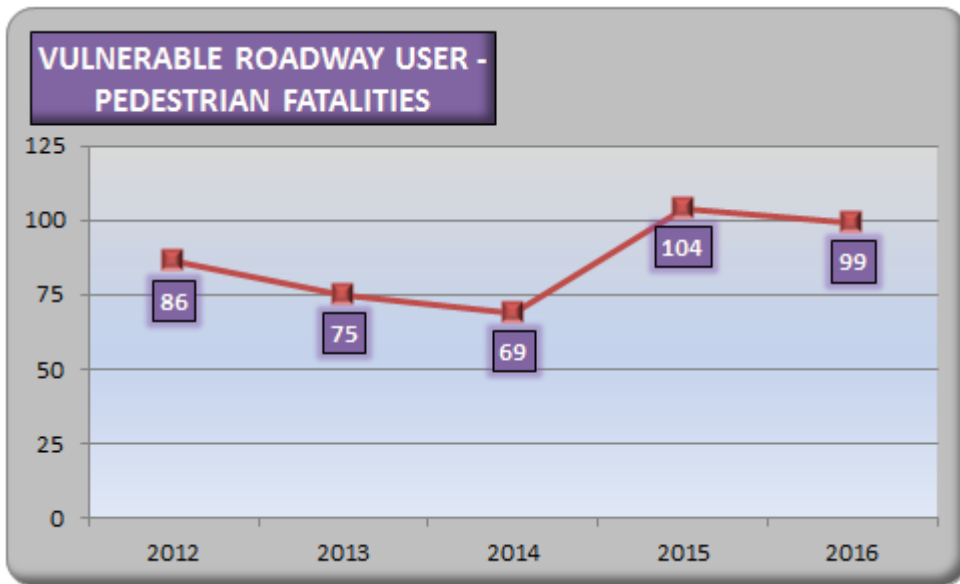
In most instances, motorcycle drivers and/or their passengers are the ones killed and seriously injured when they are involved in a traffic crash. The graph indicates the number of motorcyclists killed in roadway crashes.



Of the 12 persons killed during 2012-2016 in crashes involving school buses, no bus occupants were killed, one was a pedestrian and 11 were some other person in the incident.



Pedestrians and bicyclists alike need to understand that they have primary responsibility for their own safety; however, the motoring public also has a responsibility to share the road in a safe manner with these vulnerable road users.



CORE OUTCOME MEASURES

In addition to the Focus Areas, the OHS focuses on 15 Core Outcome Measures. The National Highway Traffic Safety Administration (NHTSA) and the Governors Highway Safety Association (GHSA) have agreed on a minimum set of performance measures to be used by States and federal agencies in the development and implementation of behavioral highway safety plans and programs. An expert panel from NHTSA, the State Office of Highway Safety, academic and research organizations, and other key groups assisted in developing the measures.*

The initial minimum set contains 15 measures: 11 core outcome measures, one core behavior measure, and three activity measures. The measures cover the major areas common to State highway safety plans and use existing data systems. The following outlines the 15 performance measures which will be identified within their respective program areas. Below each of the Goals, the 2016 results from the 2016 calendar years using FARS and State data.



*Traffic Safety Performance Measures for States and Federal Agencies DOT HS 811 025, August 2008.

C-1 FATALITIES

To decrease traffic fatalities from the 2012 calendar base year of 854 to 700 by 2017.

GOALS		
2014	2015	2016
775	738	700

RESULT: 945 for 2016 (FARS)

C-2 SERIOUS INJURIES

To decrease serious traffic injuries from the 2012 calendar base year of 5,506 to 4,534 by 2017.

GOALS		
2014	2015	2016
5,020	4,781	4,534

RESULT: 4,740 for 2016 (STARS)

C-3 FATALITIES/VMT

To decrease fatalities/VMT from the 2012 calendar base year of 1.19 to 1.0 by 2017.

**RESULT: Total - 1.27 for 2016 (FARS)
Rural: 1.69 for 2015 (FARS)
Urban: 0.87 for 2015 (FARS)**

C-4 UNRESTRAINED PASSENGER VEHICLE OCCUPANT FATALITIES

To decrease unrestrained passenger vehicle occupant fatalities in all seating positions from the 2012 calendar base year of 394 to 324 by 2017.

GOALS		
2014	2015	2016
361	344	324

RESULT: 384 for 2016 (FARS)

C-5 ALCOHOL-IMPAIRED DRIVING FATALITIES

To decrease alcohol impaired driving fatalities from the 2012 calendar base year of 283 to 233 by 2017.

GOALS		
2014	2015	2016
255	243	233

RESULT: 244 for 2016 (FARS)

C-6 SPEEDING RELATED FATALITIES

To decrease speeding-related fatalities from the 2012 calendar base year of 326 to 268 by 2017.

GOALS		
2014	2015	2016
285	272	268

RESULT: 328 for 2016 (FARS)

C-7 MOTORCYCLIST FATALITIES

To decrease motorcyclist fatalities from the 2012 calendar base year of 104 to 86 by 2017.

GOALS		
2014	2015	2016
93	89	86

RESULT: 127 for 2016 (FARS)

C-8 UNHELMETED MOTORCYCLIST FATALITIES

To decrease unhelmeted motorcyclist fatalities from the 2012 calendar base year of 9 to 7 by 2017.

GOALS		
2014	2015	2016
8	8	7

RESULT: 15 for 2016 (FARS)

C-9 DRIVERS AGED 20 OR YOUNGER INVOLVED IN FATAL CRASHES

To decrease drivers age 20 or younger involved in fatal crashes from the 2012 calendar base year of 129 to 111 by 2017.

GOALS		
2014	2015	2016
123	117	111

RESULT: 128 for 2016 (FARS)

C-10 PEDESTRIAN FATALITIES

To decrease pedestrian fatalities from the 2012 calendar base year of 84 to 71 by 2017.

GOALS		
2014	2015	2016
78	75	71

RESULT: 96 for 2016 (FARS)

C-11 BICYCLIST FATALITIES

To decrease bicyclist fatalities from the 2012 calendar base year of 6 to 4 by 2017.

GOALS		
2014	2015	2016
5	5	4

RESULT: 8 for 2016 (FARS)

CORE BEHAVIOR MEASURE

B-1 OBSERVED BELT USAGE

To increase statewide observed seat belt use of front seat outboard occupants in passenger vehicles 1% annually from the 2013 calendar base year average usage rate of 80% to 84% by 2017.

GOALS		
2015	2016	2017
82%	83%	84%

RESULT: 84% for 2017

ACTIVITY MEASURES

A-1 NUMBER OF SEAT BELT CITATIONS ISSUED

To increase the number of seat belt citations and warnings issued during grant funded enforcement activities by .25 percent annually from the 2011-2103 calendar base year average of 35,256 to 35,608.

RESULT: 31,220
(26,693 citations) for FY2017

A-2 NUMBER OF IMPAIRED DRIVING ARRESTS

To increase the number of substance-impaired driving arrests made during grant funded enforcement activities by .25 percent annually from the 2011-2103 calendar base year average of 7,975 to 8,055.

RESULT: 5,665 FY2017

A-3 NUMBER OF SPEEDING CITATIONS ISSUED

To increase the number of speeding citations and warnings issued during grant funded enforcement activities by .25 percent annually from the 2011-2103 calendar base year average of 120,588 to 121,794.

RESULT: 121,609
(72,590 citations) for FY2017



Highway Safety Grant Project Distribution 2017

The OHS provides grant funding to external partners and law enforcement agencies to enhance the efforts of reducing fatalities and serious injuries on Missouri's roadways. This map represents the number of grant contracts per county awarded through the OHS and law enforcement mobilization campaigns.



LEGEND



County with Highway Safety Contracts
HS Contracts / # LE Mobilization Contracts



Missouri conducts an annual telephone survey to adult Missouri drivers to capture their current attitudes and awareness concerning impaired driving, seat belt use and speeding. Heartland Market Research LLC was selected for this project and surveyed 2,506 adult Missouri drivers at three times throughout the Federal Fiscal Year 2017 (October, February, and June).

Special efforts were made to make the phone survey as representative as possible, especially in terms of the research objectives (geographic, gender, and age). People were surveyed from 114 counties as well as the independent city of St. Louis. Residents from 603 different zip codes are represented. The calling center was given specific goals for each age group and gender within various geographic areas to ensure the most representative sample possible within the constraints of the project.

The survey results were weighted proportionally to the actual population in terms of geographic, gender, and age distributions. The figures displayed on the next three pages are the results for each question.

1. How often do you use seat belts when you drive or ride in a car, van, sport utility vehicle, or pick up?

REPLY	2017
ALWAYS	81.9%
MOST OF THE TIME	9.4%
HALF OF THE TIME	3.3%
RARELY	2.6%
NEVER	2.6%
REFUSED	0.2%

2. Do you favor keeping Missouri's seat belt law as a "secondary law" - where you can only be pulled over or ticketed if you are observed committing another violation; or do you favor changing Missouri's seat belt law to a "primary law" - where you can be pulled over or ticketed if the officer clearly observes you are not wearing your seat belt?

REPLY	2017
KEEP "SECONDARY LAW"	44.0%
CHANGE TO "PRIMARY LAW"	49.8%
NO OPINION/REFUSED	6.2%

3. Currently, the fine for violating Missouri's seat belt law is \$10. Would you support an increase in the fine associated with this violation?

REPLY	2017
YES	42.9%
NO	53.6%
NO OPINION/REFUSED	3.4%

4. In your opinion, what should the fine associated with violating Missouri's seat belt law be?

REPLY	2017
UNDER \$25	16.7%
\$25 TO \$49	38.5%
\$50 TO \$74	23.0%
\$75 TO \$100	12.1%
OVER \$100	7.4%
NO OPINION/REFUSED	2.3%
MARGIN OF ERROR	3.0%

5. In the past 6 months, have you read, seen, or heard anything about seat belt law enforcement by police, such as "Click It or Ticket"?

REPLY	2017
YES	57.3%
NO	42.3%
NO OPINION/REFUSED	0.4%

6. What do you think the chances are of getting a ticket if you don't wear your seat belt?

REPLY	2017
ALWAYS	11.0%
MOST OF THE TIME	13.4%
HALF OF THE TIME	19.2%
RARELY	36.7%
NEVER	10.1%
REFUSED	9.5%





7. On a local road with a speed limit of 30 mph, how often do you travel faster than 35 mph?

REPLY	2017
ALWAYS	3.6%
MOST OF THE TIME	10.2%
HALF OF THE TIME	13.3%
RARELY	42.8%
NEVER	29.1%
REFUSED	0.8%

10. What do you think the chances are of getting a ticket if you drive over the speed limit?

REPLY	2017
ALWAYS	6.4%
MOST OF THE TIME	23.5%
HALF OF THE TIME	34.8%
RARELY	26.4%
NEVER	3.7%
REFUSED	5.1%

8. On a local road with a speed limit of 70 mph, how often do you drive faster than 75 mph?

REPLY	2017
ALWAYS	2.2%
MOST OF THE TIME	5.1%
HALF OF THE TIME	7.3%
RARELY	31.6%
NEVER	53.3%
REFUSED	0.5%

11. How often do you talk on a hand-held cellular phone while driving a car, van, sport utility vehicle, or pick-up?

REPLY	2017
ALWAYS	1.2%
MOST OF THE TIME	2.0%
HALF OF THE TIME	6.6%
RARELY	35.4%
NEVER	54.5%
REFUSED	0.2%

9. In the past 6 months, have you read, seen or heard anything about speed enforcement by

REPLY	2017
YES	42.8%
NO	56.2%
NO OPINION/REFUSED	1.0%

12. How often do you use a hand-held cellular phone for texting while driving a car, van, sport utility vehicle, or pick-up?

REPLY	2017
ALWAYS	0.1%
MOST OF THE TIME	0.1%
HALF OF THE TIME	0.4%
RARELY	6.8%
NEVER	92.6%
REFUSED	0.1%

Table 14: Statewide Opinions Regarding Cell Phone Restrictions

1. Many states have passed laws which restrict or ban cellular phone use, including texting, while driving. What level of restrictions would you support regarding cellular phone usage while driving?

REPLY	2017
FULL RESTRICTIONS - NO CELLULAR PHONE USE ALLOWED	36.1%
BAN ON TEXTING WHILE DRIVING, PHONE USE ALLOWED	14.1%
BAN ON TEXTING WHILE DRIVING, HANDS-FREE PHONE DEVICE ALLOWED	17.2%
HANDS-FREE PHONE DEVICE USE ONLY	26.8%
NO RESTRICTIONS	3.6%
NO OPINION/REFUSED	2.3%

2. In the past 60 days, how many times have you driven a vehicle within two (2) hours after drinking alcoholic beverages?

REPLY	2017
0	92.23%
1	2.83%
2	2.00%
3	0.70%
4	0.50%
5	0.44%
6	0.03%
7	0.00%
8	0.13%
10	0.18%
12	0.06%
14	0.00%
16	0.00%
20	0.08%
25	0.07%
30	0.02%
60	0.09%
REFUSED	0.55%

3. In the past 6 months, have you read, seen or heard anything about alcohol impaired driving (or drunk driving) enforcement by police such as "Drive Sober or Get Pulled Over"?

REPLY	2017
YES	66.9%
NO	31.8%
NO OPINION/REFUSED	1.2%

4. What do you think the chances are of someone getting arrested if they drive after drinking?

REPLY	2017
ALWAYS	12.0%
MOST OF THE TIME	19.3%
HALF OF THE TIME	32.7%
RARELY	29.7%
NEVER	1.5%
REFUSED	4.7%



PROGRAM GOALS, RESULTS & ACTIVITIES

This section outlines the programs, program goals as outlined in the Highway Safety Plan, results and activities for each highway safety program area. This is simply a summary of each area; additional activities may have been implemented across the state.

Evidence-Based Enforcement Program Activities

The Office of Highway Safety has three law enforcement (LE) program managers that cover specific regions of the state. These managers are responsible for the statewide coordination of the state, county, and local law enforcement projects. The evidence-based traffic safety enforcement program is focused on preventing traffic violations, crashes, and incidents. It involves an array of enforcement activities throughout the fiscal year including:

- Mobilizations - The LE program managers aggressively seek participation in quarterly impaired driving and occupant protection mobilizations, as well as, the NHTSA required Driver Sober or Get Pulled Over and the Click It or Ticket mobilization. Additional mobilizations are coordinated by the Office for Youth Alcohol, Teen Seatbelt and Child Passenger Safety. Mobilization results can be viewed in the respective program sections.

- Communication - A communication plan is developed with each LE mobilization. These plans vary depending on available funding but typically include press releases, paid media, social media and earned media.

- DWI/Traffic Units – A key enforcement technique used is to team with a city or county law enforcement agency to financially support DWI/Traffic Units. Missouri currently has 10 units:

- o Joplin Police Department
- o Greene County Sheriff's Office
- o Boone County Sheriff's Office
- o Columbia Police Department
- o Jackson County Sheriff's Office
- o Jefferson County Sheriff's Office

- o Franklin County Sheriff's Office
- o St. Louis County Police Department
- o Creve Coeur Police Department
- o Platte County Sheriff's Office

- Law Enforcement Task Forces/Councils – Multiple city/county agencies meet on a regular basis to plan and coordinate key enforcement activities. With the shortage of personnel to conduct sobriety checkpoints and other enforcement initiatives in many agencies, the task force concept provides the opportunity to pool resources to conduct manpower intensive activities such as sobriety checkpoints or corridor projects. Missouri currently has 10 multijurisdictional task forces:

- o Southwest DWI Task Force
(12 Agencies)
- o Northwest DWI Task Force
(2 Agencies)
- o Jackson County Traffic Safety Task Force
(11 Agencies)
- o Cass County STEP DWI Task Force
(7 Agencies)
- o Clay/Platte County DWI Task Force
(13 Agencies)
- o St. Louis Regional Traffic Safety Council
(50 Agencies)
- o St. Charles County DWI Task Force
(7 Agencies)
- o Central Ozarks Regional DWI Task Force
(14 Agencies)
- o Southeast Missouri DWI Task Force
(15 Agencies)
- o Law Enforcement Traffic Safety Advisory Council
(20 Agencies, represents all agencies state wide)



- Sobriety Checkpoints – In the past, Missouri law enforcement agencies averaged nearly 600 sobriety checkpoints each year through mobilizations and law enforcement grant contracts. In May 2017, the Missouri House of Representatives added a provision to Missouri HB4 (which gives spending authority to the Missouri Department of Transportation) limiting the spending authority of the OHS on sobriety checkpoints to \$1.00. This became effective July 1, 2017; however, in order to ensure any reimbursement requests were processed prior to the July 1 date, the OHS notified all subrecipients to conclude all activity at the end of May. Since a vast majority of sobriety checkpoints take place throughout the summer and especially during the National Drive Sober or Get Pulled Over campaign in August/September, Missouri’s law enforcement agencies were only able to conduct 163 sobriety checkpoints during FFY17.
- Continuous follow-up and adjustment – Program management staff reviews the results of various LE initiatives/ mobilizations and share these results with city/county LE agencies on a regular basis.

Data reflects activity as of 12/20/2017

FY 2017 Enforcement Statistics
October 1, 2016 through September 30, 2017

ARRESTS

DWI	TOO CLOSE	STOP SIGN	SIGNAL	YIELD	CI DRIVING	SPEEDING	OTHER HMV	DUI DRUG ARRESTS	TOTAL HMV
5,260	1,032	5,851	2,231	1,197	1,602	72,590	10,570	405	100,738

SEATBELT	CHILD RESTRAINT	SUS/REV	UNINSURED	OTHER NON-HMV	TOTAL NON-HMV	TOTAL VIOLATIONS
26,693	1,179	10,682	26,882	28,239	98,711	199,449

SOBRIETY CHCKPNTS	BAC Given	BAC Refused	SFST/DRE	MIP	OPEN CONT.	ZERO TOL.	FAKE ID	OTHER LIQUOR
163	3,157	1,086	8,325	861	507	73	35	224

FELONY ARREST	DRUG ARREST	STOLEN VEHICLES	FUGITIVES APP
2,324	4,015	186	5,612

WARNINGS

TOO CLOSE	STOP SIGN	SIGNAL	YIELD	CI DRIVING	SPEEDING	OTHER HMV	TOTAL HMV
1,223	5,587	3,096	650	881	49,019	48,968	109,424

SEATBELT	CHILD RESTRAINT	SUS/REV	UNINSURED	OTHER NON-HMV	TOTAL NON-HMV	TOTAL WARNINGS
4,527	122	156	4,148	37,089	46,042	155,466

MIP	OPEN CONT.	ZERO TOL.	FAKE ID	OTHER LIQUOR
37	63	12	5	35

TRAFFIC STOPS	HOURS WORKED
263,230	181,081

Public Information & Education

Highly visible, catchy media campaigns coupled with strong enforcement efforts continue to prove to be the most effective means to heighten awareness but also to encourage positive behavioral changes. The campaigns are perpetuated through traditional media venues (TV, radio, print, outdoor, digital) as well as through social media through mainstream platforms such as Facebook, Twitter, Instagram, SnapChat, Pinterest and Vine. Various online quiz components helped to educate the public. Dynamic Message Boards statewide help promote campaign awareness by alerting the traveling public to enforcement efforts.

CAMPAIGN NAME	MONTH/YEAR	MEDIA BUYS	IMPRESSIONS
Operation Safe Driver	Oct-16	\$175,000	31,157,221
Holiday Impaired	Dec-16	\$212,500	34,122,277
Super Bowl	Feb-17	\$100,000	3,343,663
March Impaired	Mar-17	\$162,500	23,925,692
Teen Seat Belt	Mar-17	\$300,000	43,199,621
CMV Awareness	Apr-17	\$100,000	5,646,166
Work Zone Awareness	Apr-17	\$183,500	29,264,227
Motorcycle Awareness	May-17	\$237,000	26,087,871
Click it or Ticket	May-17	\$350,000	36,413,128
Youth Alcohol	May-17	\$250,000	30,981,475
Pedestrian Awareness	Jun-17	\$100,000	22,674,258
July Impaired	Jul-17	\$100,000	10,779,767
Drive Sober or Get Pulled Over	Aug-17	\$245,000	32,883,029
Child Passenger Safety	Sep-17	\$150,000	14,352,849
TOTAL		\$2,665,500	344,831,244

The goals of the paid media campaigns are to alert the public of enforcement efforts, educate the public on Missouri law, and decrease the serious injury and fatality crashes on Missouri’s roadways.

Traffic safety materials distributed through on-line ordering system in FY2017 = 150,795.

FY17 saw an increase in new creative for all media outlets with our campaigns. Continued research and tracking of the campaign performance allows us to reach an optimum audience at a minimal cost per impression. Media campaigns this fiscal year focused on the following program areas:

- Occupant Protection – Buckle Up – You’re Crazy Not To (Click It or Ticket), Buckle Up. Every Trip. Every Time. (Teen), Child Passenger Safety, It’s More Than Just a Law (CPS)
- Work Zone Awareness – Work Zones Are No Phone Zones
- Operation Safe Driver and Commercial Motor Vehicle – “If Only” Doesn’t Save Lives
- Impaired Driving – Don’t Drink and Drive – Liam’s Story – Super Bowl (February), Don’t Press Your Luck (March), Don’t Let One Moment Define You (Youth Alcohol), Don’t Lose Your Freedom (July), Don’t Drink and Drive – Liam’s Story - (DSOGPO)

- Motorcycle Safety Awareness – Watch for Motorcycles

All campaigns continued the use of an American Sign Language (ASL) Interpreter in the 30 second PSA's. This allowed us to reach out to the deaf and hard of hearing residents of Missouri to further spread our highway safety messages.

Work continues in the production of Spanish voice over of all video and radio media, and producing all print and digital text materials in Spanish to reach the Hispanic population of Missouri. Targeted advertising will specifically reach this audience with highway safety messaging in Spanish.



Aggressive / Speeding Drivers

Aggressive-driver related crashes are defined within Missouri's Blueprint: A Partnership Toward Zero Deaths as, "crashes that involved a driver who committed one or more of the following violations that contributed to the cause of a traffic crash: speed exceeded limit; too fast for conditions; following too close, improper passing, or improper lane usage/change".

The causes of aggressive driving are complex. However, three factors in particular are linked to aggressive driving: 1) lack of responsible driving behavior; 2) insufficient levels of traffic enforcement; and 3) increased congestion and travel in our urban areas.

GOAL #1:

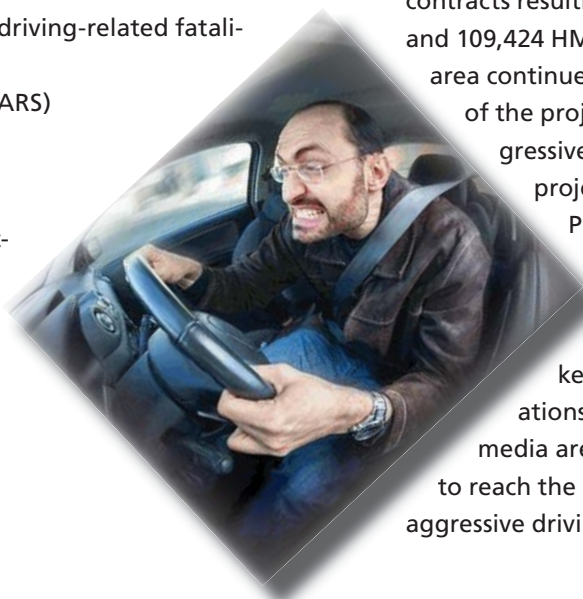
To decrease aggressive driving-related fatalities to 270.

Result: 338 for 2016 (STARS)

GOAL #2:

To decrease speed-related fatalities to 268.

Result: 328 for 2016 (FARS)



GOAL #3:

To increase the number of speeding citations and warnings issued during grant funded enforcement activities by .25 percent annually from the 2011-2103 calendar base year average of 120,588 to 121,794.

Result: 121,609 (72,590 citations) for FY2017

The Office of Highway Safety focuses on aggressive driving by issuing Hazardous Moving Violation (HMV) contracts to law enforcement agencies across the state. In FY 2017, the Office issued 130 HMV law enforcement contracts resulting in 100,738 HMV violation citations and 109,424 HMV violation warnings. Efforts in this area continue to be funded and encouraged. Some of the projects used to reduce the number of aggressive driving crashes are targeted corridor projects and Selective Traffic Enforcement Programs (STEPS) conducted by law enforcement agencies. Speed monitoring devices and changeable message signs are also used across the state to keep motorists aware of dangerous situations and actions. News releases and the media are coupled with the enforcement efforts to reach the public and educate on the dangers of aggressive driving.

Alcohol & Other Drugs

Twenty percent of all Missouri motor vehicle traffic deaths in 2016 involved one or more substance-impaired driver or motorcycle operator. There were 220 fatalities and 669 serious injuries in 2016 involving at least one substance-impaired driver. That equates to one substance-impaired driving fatality every 1 ¾ days and one substance-impaired driving serious injury every ½ day.

Youth make up a significant portion of alcohol impaired drivers causing traffic crashes, even though possessing and consuming alcohol before the age of 21 is illegal.

GOAL #1:

To decrease fatalities involving drivers with .08 BAC or greater to 233.

Result: 244 in 2016 (FARS)

GOAL #2:

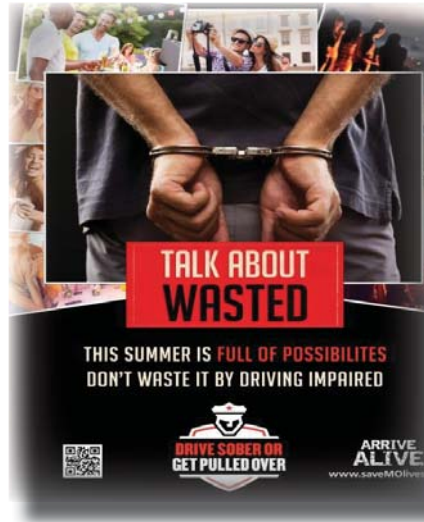
To increase the number of substance-impaired driving arrests made during grant funded enforcement activities by .25 percent annually from the 2011-2103 calendar base year average of 7,975 to 8,055.

Result: 5,665 for FY2017

GOAL #3:

To decrease fatalities involving alcohol-impaired drivers under the age of 21 years to 14.

Result: 5 for 2016 (STARS)



Projects funded by the OHS in the alcohol and other drugs program area include a wide focus area. The law enforcement DWI traffic units and DWI task forces detailed in the Traffic Safety Enforcement Program section are a great deterrent for impaired drivers. Programs focused on young impaired drivers are included in the Young Driver Section.

Underage Drinking Law Enforcement Training Sessions – Each year the OHS sponsors law enforcement training focusing on handling underage drinking

issues law enforcement encounter. During the fiscal year, 3 trainings were conducted in the locations of St. Joseph, Cape Girardeau, and Jefferson City. The topics taught by certified trainers were: Using Social Media to Address Underage Drinking, DWI Checkpoints to Enforce Youth Impaired Driving, and Instruction on the Missouri Liquor Law.

Traffic Safety Resource Prosecutor Program - This project provided for a traffic safety resource prosecutor (TSRP) to focus on traffic safety issues, particularly impaired driving, and serve as a resource to other prosecutors and law enforcement officers. This position is shared between two attorneys, the Deputy Director of the Missouri Office of Prosecution Services and a special prosecutor in the office. The TSRP Program conducted 26 training programs which were attended by a combined total of 645 people. When considering all of the funded programs, other training conducted, and other training opportunities provided, the TSRP Program reached a minimum of 122 Missouri prosecutors, 765 Missouri law enforcement officers, and 24 other Missouri traffic safety advocates. In total, the Missouri Traffic Safety Resource Prosecutors provided



training to a minimum of 1,647 people. Five editions of the Traffic Safety Newsletter were sent out in November 2016 and in January, March, July and September 2017. Approximately 166 requests for technical assistance were received from prosecuting attorney's offices and law enforcement agencies around the state. In addition, as part of the TSRP program, numerous cases were reviewed with prosecutors to discuss appropriate charges and strategy and the TSRP served as special prosecutor in thirteen cases.

DWI (Impaired) State Wide Mobilizations

The five Impaired Driving enforcement mobilizations conducted were:

December 15, 2016 – January 1, 2017 (Holiday DWI Campaign)

March 16-19, 2017 (St. Patrick's Weekend)

May 4 – 15, 2017 (Youth Alcohol Enforcement)

June 30 – July 4, 2017 (Fourth of July Weekend)

August 18 - September 3, 2017 (Drive Sober or Get Pulled Over DWI Campaign)

Out of the five statewide mobilizations, there were on average 169 agencies involved in each mobilization and 24,187 total man hours worked.

Highlights from the five (5) mobilizations are as follows:

- 25 DWI Checkpoints
- 164 MIP (Minor In Possession)
- 26 Zero Tolerance violations
- 1,180 DWI Arrest
- 101 Drug Arrest / DUI Arrest
- 36,639 Traffic Stops

Missouri Legislation Eliminating Funding for DWI Checkpoints

On May 4, 2017 the State of Missouri Legislature passed House Bill 4, which restricted the Office of Highway Safety to \$1 to be spent on sobriety checkpoints. While not statutorily eliminating sobriety checkpoints, this reduction in spending authority effectively ended the OHS ability to pay for sobriety checkpoints, sobriety checkpoint equipment, and checkpoint supervisor training. While a handful of agencies continued checkpoints using their own funding, the restriction all but ended Missouri's sobriety

checkpoint program. Because of this restriction, Missouri law enforcement agencies only conducted 163 sobriety checkpoints during FFY17, far fewer than in the past. The spending authority restriction affected MoDOT's FY2017 budget only, and it is unclear if future budget years will also be affected.

Breath Alcohol Instrument Placement Program and Technical Assistance

The Missouri Safety Center (MSC) provides breath alcohol instrument placement, maintenance and service across the State. In addition, MSC provides technical training to law enforcement officers and others in the criminal justice system in the area of breath alcohol testing, standardized field sobriety testing, drug evaluation and classification, breath alcohol ignition interlock and sobriety checkpoint supervisor. Calls for service, repairs or calibrations of breath instruments were provided to local law enforcement agencies. The Center provided 24 new breath alcohol testing instruments and 141 preliminary breath test units (PBTs) to law enforcement agencies and trained 338 officers on breath alcohol instruments and trained 144 officers in the 24-hour SFST Training. The staff conducted calibration checks and verified proper operation on 129 simulators and replaced 7 simulators. The Safety Center staff responded to 2,655 calls regarding ignition interlock. Of this total 2,020 were concerning installs for an average of 168 install calls per month. There were 140 medical letters sent out. Twenty-three new Drug Recognition Officers (DRE) were trained, five DRE instructors, and 94 DREs were recertified during the fiscal year. The center also provided prosecution guidance and advice as requested and complied with 3 subpoenas for court appearances.





DWI Courts - The Office of State Courts Administrator (OSCA) - received grant funding for DWI court expansion in the State. DWI courts provide a cost-effective alternative to the traditional criminal justice system in addressing the risk to public safety caused by hard-core impaired drivers. As of September 30, 2017 there were 818 individuals participating in DWI courts in 22 stand-alone county programs and 37 adult drug court programs that accept DWI offenders. There have been 288 DWI court graduates in calendar year 2017, with a program graduation rate of 88 percent.

The Missouri Supreme Court adopted Court Operating Rule (COR) 26. This rule requires all courts that seek to establish a DWI court or docket to submit a Plan of Operation to the Drug Courts Coordinating Commission for approval before issuing a limited driving privilege (LDP). As of September 1, 2017 approved courts have granted 1,512, revoked 290 and suspended 37 LDPs.

A requirement for DWI court team training was included in the DWI Court Guidelines. After January 1, 2011, each court who has not attended DWI Court training through NCDCC is required to attend a 3-day DWI Court training before their plan of operation will be approved to grant a LDP. The DWI Court training includes over 18 hours of instruction time and six additional breakout sessions for each team to work on their individual policy and procedure manual and their Plan of Operation for their DWI Court. A total of 49 teams have attended the 3-day DWI court training with 418 DWI court team members in attendance in since 2011.



Drug Recognition Expert System - The Missouri Department of Transportation contracted with the REJIS Commission to create an automated system to facilitate data collection, data sharing, tracking of certification, and overall administration of the Drug Recognition Expert (DRE) program. The State Coordinator works with a group of technical experts across the state to administer the DRE program. This system allows for automatic transmission of drug evaluations to the regional coordinator, state coordinator and the federal database. The system also allows for email notification of DREs, regional coordinators and the state coordinator.

The system has been up and running since March 1, 2016, and has received excellent feedback from DREs in the field. DRE Candidates are trained on the new system as part of their DRE training, conducting their field certifications using the system. Missouri has seen an increase of 121 drug evaluations conducted for enforcement efforts over 2016 numbers. The program is proving to be a great administrative tool and will add to the state's ability to track drug involvement in traffic stops.

2017 – (Data from Missouri DRE System):

961 Total Evaluations

285 Training Evaluations

676 Enforcement Evaluations



Occupant Protection

Safety Belt

Traffic crashes are one of the leading causes of death in the United States. It is well recognized that one of the best means of defense in a crash is to be protected by a safety belt or a child safety seat. Increasing safety belt and child safety seat use has tremendous potential for saving lives, preventing injuries, and reducing the economic costs associated with traffic crashes. Safety belt use dramatically reduces a person's chance of being killed or seriously injured in a traffic crash. Of the drivers involved in 2014-2016 crashes, 1 in 2 was injured when they failed to wear their safety belt, however, when they were wearing a safety belt, their chances of being injured in the crash were 1 in 7. When examining driver deaths, the differences are much more significant. Drivers had a 1 in 35.6 chance of being killed if they were not wearing a safety belt; but that chance dropped dramatically to only 1 in 1,308 if the driver was wearing a safety belt.



GOAL #4:

To increase teen safety belt usage by 1% annually.
Result: 70% for 2016 (survey not conducted in 2017)

The OHS coordinated five quarterly mobilizations in the area of Occupant Protection during FY2017, in addition to the Click It or Ticket It Campaign and the Youth Seat Belt Campaign. The quarterly OP enforcements were conducted November 25, 2016, February 16, 2017, April 13, 2017 and the CPS focused enforcement was September 17-23, 2017. The Click it or Ticket enforcement was conducted May 22-June 4, 2017. This campaign involved 136 law enforcement agencies with a total of 11,071 hours of work completed. This campaign also included a media campaign outlined in the Public Information & Education section. Law enforcement mobilizations also help law enforcement obtain offenders of other dangerous crimes. Some results from the 6 enforcement activities are as

follows:

GOAL #1:

To increase statewide safety belt usage by 1% annually. Result: 84% for 2017

GOAL #2:

To reduce unrestrained passenger vehicle occupant fatalities in all seating positions from the 2012 calendar base year of 394 to 324. Result: 384 for 2016 (FARS)

GOAL #3:

To increase safety belt related citations and warnings made during grant funded enforcement activities and mobilizations by .25 percent annually based on a three-year rolling average of grant years 2011-2013 = 35,256 to 35,608. Result: 31,220 (26,693 citations) for FY2017

482 DWI Alcohol/Drug arrests
8,753 Seat Belt citations
345 Child Restraint Violations
257 Felony Arrests
611 Drug Arrests
636 Fugitive Arrests

Occupant Protection
Child Passenger Safety

Attention is also given the youngest passengers through the Child Passenger Safety Program. The FY2017 program focused on the use of booster seats until the child met the height and weight requirements required by law, even if the child is 8 years old. Ensuring a proper seat belt fit is vital to surviving a car crash with minimal injuries.

The State of Missouri has 1,018 Certified Child Passenger Safety Technicians, 35 Child Passenger Safety Instructors and 172 Inspection Stations with at least one Certified Technician. Child passenger safety seats were provided to low income



families through the inspection stations across the state. The OHS distributed 1,109 seats total, 805 convertible seats and 304 high back boosters. The CPS enforcement campaign continued again this year with the media message focusing on booster seats. During the campaign, 88 law enforcement agencies contracted with the OHS. A total of 2,163 hours of enforcement resulted in 2,247 traffic stops, including 419 seat belt citations and 33 child restraint citations written.

2017 Missouri occupant restraint usage rates:
Statewide – 84%
CPS – 94%
Teens – 70% (2016 results, survey not conducted in 2017)
CMV - 83% (2016 results, survey not conducted in 2017)

Distracted Drivers

Distracted driving is a voluntary diversion of the driver's attention from activities critical to safe driving. There are four types of driver distraction; visual, auditory, manual, and cognitive. There is a growing body of evidence which suggests driver distractions, both inside the vehicle and the road environment, becoming increasingly large contributors to road trauma. It is estimated that drivers engage in a secondary task between one-quarter and one-half of the time they drive.

GOAL #1:

To decrease fatalities involving distracted drivers to 70 by 2016. Result: 97 for 2016 (STARS)

GOAL #2:

To decrease serious injuries involving distracted drivers to 674. Result: 573 for 2016 (STARS)

The OHS encourages law enforcement to find innovative ways to address the distracted driving issue. Missouri currently has a no-texting law for individuals 21 years old and under, however, it is very difficult

to enforce. Statistics show us that it is not only this younger population engaging in texting while driving, it includes all age groups and to compound the issue, texting is only one of many distractions that are encountered while driving.

Presentations and educational materials continue to be implemented at schools, businesses and community organizations statewide. Public information campaigns, such as the partnership with KRCG TV on the Focus on the Road campaign in which over 4,000 Missourians pledged to stay "focused on the road", are a great way to get the message out to the public.

Legislative bills have been proposed each of the last several years to strengthen the distracted driving law, unfortunately the bills have not yet passed. Similar bills have been pre-filed for the upcoming 2018 legislative session.



Young Drivers

Young drivers are categorized as those ages 15 through 20 years. These young drivers are substantially over-involved in Missouri traffic crashes. In 2016, 14% of all fatal crashes involved a young driver of a motor vehicle; this is particularly significant since young drivers comprised only 8% of the licensed driver population in Missouri.

The top five contributing circumstances attributable to young drivers of motor vehicles involved in 2014-2016 fatal and serious injury crashes were:

1. Driving Too Fast for Conditions
2. Failed to Yield
3. Improper Lane Usage/Change
4. Distracted / Inattentive
5. Speed Exceeded Limit

GOAL #1:

To decrease drivers age 20 or younger involved in fatal crashes to 111. Result: 128 for 2016 (FARS)

GOAL #2:

To decrease drivers age 20 or younger involved in serious injury crashes to 805. Result: 755 for 2016 (STARS)

Young driver programs focusing on seat belt use, underage drinking and distracted driving continue to be supported. Each of the following programs reached hundreds of teens, who in turn, spread the message to other teens.

Missouri Safe and Sober-A free and effective program that educates students and parents on the dangers of drugs and alcohol while reinforcing positive decision making and responsibility. During the fiscal year, 461 schools participated in this program and 160,000 students were reached.



ThinkFirst MO-An award-winning school assembly program for teens. High-impact injury prevention presentations are made to Missouri schools free of charge by personal testimony from people who have sustained a brain or spinal cord injury, usually due to a motor vehicle crash. A total of 14,625 Missouri students received traffic safety education from the ThinkFirst traffic safety assembly program delivered via 128 presentations at 84 schools. A total of 1,169 Missourians received traffic safety education from the ThinkFirst Corporate/Community Traffic Safety Program delivered via 28 presentations at 24 worksites/organizations. In addition ThinkFirst Missouri delivered 12 Traffic Offender Program classes reaching 184 high-risk Missouri

drivers. On May 1, 2016, ThinkFirst MO launched the First Impact GDL education program for parents. A total of 1,313 parents & teens received the First Impact GDL program via 74 presentations delivered at 74 venues statewide.

It Only Takes One - It Only Takes One is a competition between Missouri high schools to encourage safe driving habits. It is a chance for students to educate teens, parents and the community about the dangers teens face while driving. During the 2016-2017 school year, 135 schools participated in the It Only Takes One campaign.

A blue rectangular graphic with white and yellow text. At the top, it says "IT ONLY TAKES ONE" in large, bold, white letters. Below this, a list of "ONE" items is shown: "ONE text", "ONE drink", "ONE call", "ONE reach", "ONE distraction", and "ONE fatal moment". The word "ONE" is written vertically in large, bold, yellow letters to the right of the list. At the bottom, it says "ONE CLICK can save your life." in yellow and white. Below that, it says "BUCKLE UP!" in white, followed by a white car seat belt icon. Underneath the icon, it says "There's only ONE YOU." in white and yellow. At the very bottom, it says "ARRIVE ALIVE" in white and "www.saveMOlives.com" in yellow.



SMART/CHEERS – The University of Missouri houses two programs aimed at alcohol use on college campuses. The SMART program is a web-based program that educates bar and restaurant owners on the sale of alcohol to minors and how to avoid over serving those already intoxicated. During the fiscal year there were 12,536 total users of SMART, with an average of about 1,000 new users per month. Additionally, 4 SMART live trainings were completed and approximately 100 individuals were trained. CHEERS to the Designated Driver is a program for bars and restaurants to celebrate the designated driver by serving them free non-alcoholic drinks. Currently, 226 bars and restaurants participate in the program.

TRACTION - Teens Taking Action to Prevent Traffic Crashes, (formerly Team Spirit) is a youth traffic safety leadership training program designed to empower youth to take an active role in promoting safe driving habits. High school students and advisors are invited to attend one training program as a school team. As a team they will not only receive educational training on highway safety topics, but will also develop individualized team action-plans to be implemented within their own schools upon their return. During the fiscal year, 36 schools were trained at TRACTION and implemented plans within their schools.

Young driver materials were assessed to determine the best and most cost-effective way to reach the largest number of parents and teens, and are distributed to the public through an online ordering system at <https://www6.modot.mo.gov/OrderSystem/pub/displayOrder.do>.

The Graduated Driver License Law information continues to be included in campaign and web materials to educate teens and adults on the importance of and purpose for the law. This information is also included in the RoadWise Guide: Parent/Teen Safe Driving Guide. Over 30,000 guides were distributed during the fiscal year to teen, parents and teachers to support new drivers.

Two law enforcement campaigns were again supported, youth seat belt and underage drinking. Participation from 126 law enforcement agencies during the youth seat belt campaign resulted in 1,240 seat belt citations issued. In addition, 171 agencies participated in the youth alcohol campaign resulting in 62 minor in possession citations, 20 Zero Tolerance citations, 4 fake ID's recovered and 274 driving while intoxicated arrests.

Both campaigns are promoted through paid, earned and social media outlets. The youth seat belt message "Buckle Up. Every Trip. Every Time." focused on how powerful teens are and how much they can make a difference by speaking up about the importance of wearing a seat belt every trip, every time. This campaign was also supported by a "Make a Difference" art contest for Missouri students and focused on the importance of wearing a seat belt.

The youth alcohol message, "be smart, be brave, be a good friend, don't let anyone drink and drive" focused on encouraging teens to speak up about impaired driving.



It's Time...



To Talk About Driving Retirement

A Missouri Guide

Older Drivers

Our population is aging and older adult drivers are increasing their exposure (miles driven/year) on the highways. According to the U.S. Census Bureau, Missouri ranked 16th nationally in 2010 with 15% of the population age 65 or older. By the year 2030 it is estimated that over 20% of the population in Missouri will be age 65 or older. That means approximately one in five people will be 65 or older.

Being able to go where we want and when we want is important to our quality of life. Personal mobility is often inextricably linked to the ability to drive a car. However, as we age our ability to drive a motor vehicle may be compromised by changes in vision, attention, perception, memory, decision-making, reaction time and aspects of physical fitness and performance.

GOAL #1:

To decrease fatalities involving older drivers to 117.
Result: 201 for 2016 (STARS)

GOAL #2:

To decrease serious injuries involving older drivers to 632. Result: 745 for 2016 (STARS)

The OHS continues to work with safety partners and universities to produce and implement countermeasures that reduce crashes involving older drivers. Some of these measures will enable older drivers to check their own driving abilities, assist local driver license offices in recognizing medically unfit drivers and develop a package of office-based screening tools to be used by healthcare providers. In addition, 23 presentations were offered at senior/retirement centers in the counties of Adair, Audrain, Boone, Callaway, Camden, Cole, Cooper, Crawford, Gasconade, Howard, Laclede, Macon, Maries, Miller, Moniteau, Morgan, Osage, Pettis, Phelps, and Randolph.



Commercial Motor Vehicles

Large trucks have blind spots, identified as No Zones, around the front, back and sides of the truck. The blind spots make it difficult for the driver to see. It is critically important that other drivers stay out of the No Zone of a commercial motor vehicle (CMV). Since CMVs are large transport devices that are much heavier than passenger vehicles, they cause greater amounts of personal injury and severity to the occupants of vehicles in crashes. When analyzing the types of persons killed or injured in CMV crashes, the majority were not the occupants of the commercial motor vehicle.

The Highway Safety & Traffic Division administers the Motor Carrier Safety Assistance Program (MCSAP), which operates under a grant from the Federal Motor Carrier Safety Administration. Goals, benchmarks and strategies are outlined within the Commercial Vehicle Safety Plan. Having the MCSAP program housed in the OHS provides a unique opportunity for coordinating safety efforts between the MCSAP and NHTSA programs.

During the MCSAP fiscal year 2016, Missouri conducted a total of 94,241 roadside inspections on commercial motor vehicles. Missouri State Highway Patrol conducted four Truck Checks, utilizing 45 Troopers, working a total of 1,272 hours. The Truck Checks resulted in 1,052 inspections with a 28% out of service rate. Missouri currently has a low number of passenger carrier vehicle crashes. To ensure Missouri keeps that number low, the CMV inspectors conducted 823 passenger carrier inspections during FY16. Furthermore, MoDOT Motor Carrier Services conducted a total of 336 compliance reviews on CMV companies.

Missouri’s commercial motor vehicle safety belt use rate is 82.8%. Due to this low use rate, Missouri has taken a zero tolerance approach to safety belt enforcement on CMVs. During FY16, Missouri CMV enforcement officers issued 1,051 safety belt citations and MoDOT Motor Carrier Services issued 2,256 letters to motor carriers informing them of their driver’s noncompliance with the safety belt law.

Missouri’s public education efforts on commercial motor vehicle safety included two media campaigns, which resulted in a total of 39,768,443 impressions. That tells us the CMV message reached an engaged audience.



Motorcycles

A responsible motorcyclist must think about the consequences of their riding behavior in traffic and accept personal responsibility for the results of their decisions and actions, as well as develop good skills and judgment. The motorcyclist must consider their personal margin of safety or margin for error – how much extra time and space they need given their skill level.

Likewise, the general motoring public must be aware of their surroundings while driving and share the road with motorcyclists. A significant number of motorcycle crashes involve another vehicle.

GOAL #1:

To decrease motorcyclist fatalities to 86.

Result: 127 for 2016 (FARS)

GOAL #2:

To decrease un-helmeted or non-DOT-compliant helmeted motorcyclist fatalities to 30 (does not include fatalities where helmet use was “unknown”).

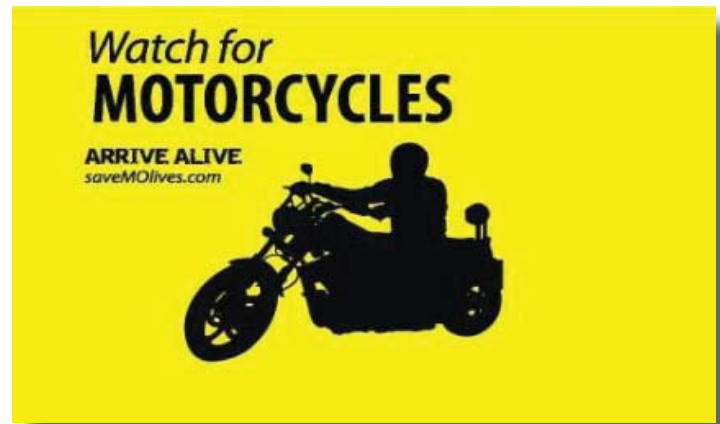
Result: 40 for 2016 (STARS)

GOAL #3:

To decrease fatalities involving motorcycle operators who are not licensed or improperly licensed to 40.

Result: 46 for 2016 (STARS)

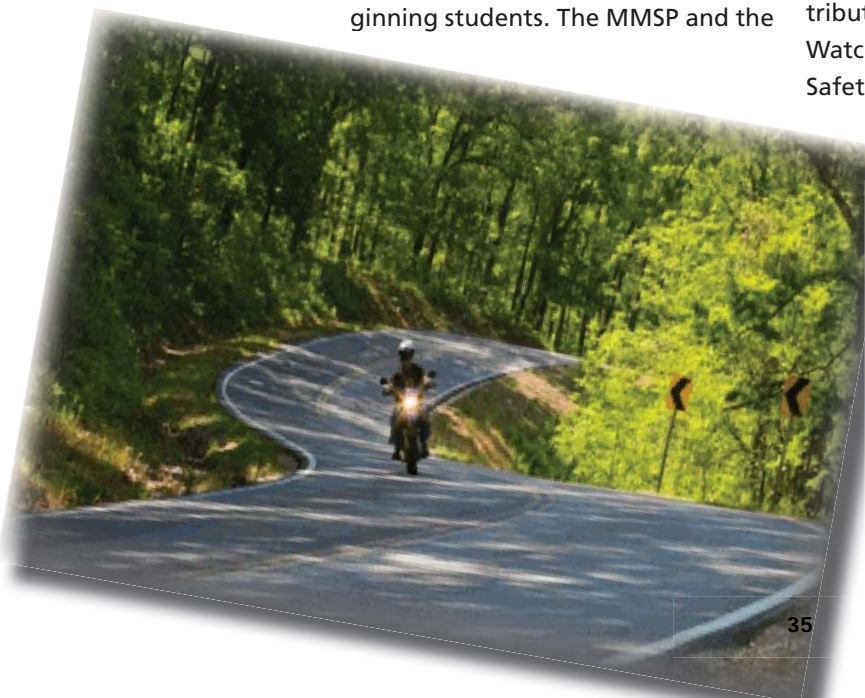
The Motorcycle Safety Trust Fund is used for training motorcyclists and promotes public awareness of motorcyclists. From January 1, 2017 through November 28, 2017, the Missouri Motorcycle Safety Program (MMSP) has trained 3,673 beginning students and 554 non-beginning students. The MMSP and the



OHS's goal is to promote awareness of motorcycles on the roadways, obtaining proper licensing and instructions and promoting proper riding gear but, most of all reducing motorcycle crashes and fatalities through the aforementioned process.

The funding received for the program was used for media targeting rider safety for males ages 45-60 and motorist awareness for all drivers. The motorcycle awareness media campaign starts in late April through May to early September and includes late summer holidays and special motorcycle events throughout the riding season.

Rider awareness is a year-round process starting at the dealerships throughout Missouri with dealer placement hang tags on motorcycles and displays, along with free motorcycle training courses at participating dealerships. Motorcycle safety pamphlets are also distributed to license offices and dealerships. In 2017, the OHS distributed 4,599 Watch for Motorcycles yard signs, 3,291 Watch for Motorcycle magnets, and 6,221 Motorcycle Safety brochures.



Crashes Involving School Buses

Although school buses provide one of the safest modes of transportation, there are still school bus related injuries and, unfortunately, some fatalities every year. Some of these are due to crashes with other vehicles while others are due to the school bus striking a pedestrian or bicyclist.



GOAL #1:

To decrease or maintain fatalities involving school buses or school bus signals to 2. Result: 1 for 2016 (STARS)

GOAL #2:

To decrease serious injuries involving school buses or school bus signals to 12. Result: 21 for 2016 (STARS)

OHS staff continues to serve on the state school bus safety committee and distributes materials to address safety in and around school busses and sharing the road with school busses.

Vulnerable Roadway Users

Many Missourians rely on non-motorized means of transportation such as walking and bicycling. Both of these modes have the ability to provide physical and health benefits, but they also have the potential for serious or fatal injuries in the event of a crash. Crashes involving pedestrians and bicyclists do not occur in extremely large numbers (1.0% and .33% of all crashes, respectively) but when a pedestrian or bicyclist is involved in a traffic crash, the potential for harm is much greater.

GOAL #1:

To decrease pedestrian fatalities to 71. Result: 96 for 2016 (FARS)

GOAL #2:

To decrease or maintain bicyclist fatalities to 4. Result: 8 for 2016 (FARS)

The OHS continues to partner with agencies such as TrailNet and PedNet to educate the public on safely interacting with motor vehicles. Education is also geared to the motoring public on sharing the road safely with pedestrians and bicyclists. Bicycle helmets are distributed during safety events to raise awareness at the local level utilizing the Safe Communities programs and the Missouri Coalition for Roadway Safety.



I brake
for people.



Traffic Engineering

Traffic engineering is a vital component of the traffic safety countermeasure picture. The techniques engineers use to design roads certainly affect the safety of motorists. Engineering approaches offer two basic types of countermeasures against drivers committing hazardous moving violations: highway design and traffic engineering. With highway design, the roads can be redesigned to add capacity or accommodate increased traffic. Highway design can also mitigate the injury consequences for motorists who come into contact with aggressive, impaired, or distracted drivers. Effective traffic engineering offers a way to accommodate increased traffic flow, or at least get it under control, without building new roads.



Consulting services were provided for Traffic engineering projects around the state. Funding was focused on correcting operational problems on city and county streets, and highways.

A total of seven consultant projects were funded through the grant this fiscal year. Those consultant services were provided on projects located in the City of St. Robert, City of Republic, City of University City, City of Moberly, City of Louisiana, City of Warsaw, and the City of Jackson.



The 2017 Traffic Engineering Assistance Program (TEAP) projects, which utilized Highway Safety Funds, included corridor studies, intersection improvements, operational analysis, sign inventories, pedestrian/bike route analysis and parking studies.

The engineering safety projects MoDOT continues to implement relate to roadway departure and intersections. These improvements include installation of several hundred miles of rumble strips on improved shoulders, several thousand curve related signs (chevrons) and more intersection improvement projects like j-turns.



Another initiative MoDOT continued to implement this year across the state is high friction surface treatment (HFST) on problematic curves. This higher friction aggregate is very successful in minimizing crashes on roadway curves, especially in wet weather.

A FEW IMPORTANT POINTS

Last year, **870** people lost their lives in Missouri traffic crashes.

MOTOR VEHICLE CRASHES ARE THE #1 KILLER OF WORKERS

On-the-job crashes cost employers more than \$24,500 per property damage crash and **\$150,000 per injury crash**

In Missouri: A crash occurs every **4 minutes**

Property damage crash occurs every **5 minutes**

An injury crash occurs every **11 minutes**

A motor vehicle involved fatality occurs every **11 hours**

HELP US CHANGE THE CULTURE LET'S HAVE A CONVERSATION About Traffic Safety

OUR PROJECT
TO LEARN MORE VISIT: SAVEMOLIVES.COM/EVENTS

Program Area Highlights

PUBLIC INFORMATION & EDUCATION

The hOUR Project, developed by the OHS in 2016, is a traffic safety presentation that takes approximately one hour of your time to talk about something that is OUR problem – serious injury crashes and fatalities. Geared toward businesses and organizations statewide, this presentation stresses the importance of keeping employees safe while working in company vehicles, and when they're driving to and from work. Topics of discussion include safety belt and cell phone usage and policies, impaired, aggressive and drowsy driving.

This presentation has been given many times to representatives of hundreds of businesses across the state. A stand-alone presentation has been developed to be presented as a safety presentation by businesses to their employees and further reach our target audience. This project continues to gain momentum and has become very successful statewide.

Liam's Story was first revealed in advertising during the Super Bowl. Liam was a 15 month old baby who was killed by a drunk driver. Through his father's raw, real plea on social media, millions of people received this heart-breaking message and were urged to, "Don't drink and drive", by Liam's father, Marcus. This story was shared throughout the year and again showcased for Drive Sober or Get Pulled Over, again, gaining millions of impressions through paid and earned media. This promotion earned the attention of Google, and through cooperation with our contracted state media buyer, Bucket Media, the OHS collaborated to provide Google with information to publish a case study on this campaign.

Teen Driving Education – The St. Joseph Police Department acquired a Full Cab Driving Simulator during the latter part of FY2016. The simulator consists of a distracted driving program, and an impaired driving program simulation. The simulator was used at 19 high schools and teen events throughout FY2017 in the northwest Missouri district. These events are often held in conjunction with the vehicle rollover simulator provided by the Missouri State Highway Patrol, and adult trikes that are used with fatal vision goggles throughout an obstacle course. This has been a great program that helps our local law enforcement interact with the youth in our community and provides the opportunity to speak with teen drivers about the dangers of distracted and impaired driving.

OCCUPANT PROTECTION

During the latter part of FY16, students of Four Rivers Career Center in Washington Missouri built the rollover simulator pictured to the right. The project, in conjunction with the Franklin County Sheriff's Office, gave the students the opportunity to have firsthand knowledge of how the simulator worked and to spread the message of the importance of wearing a seatbelt. To work the simulator, a dummy is placed on the vehicle seat unbelted. The simulator then rolls 360 degrees, ejecting or partially ejecting the dummy. The simulator is then run again with the dummy belted into the vehicle, giving viewers the difference between a crash with and without a safety belt used.

During FY17, the Franklin County Sheriff's Office used the rollover simulator at 20 public relations events, reaching over 12,000 people. In addition, videos featured online, including the Department's Facebook page, have reached over 25,000 people.



YOUNG DRIVERS

First Impact is an evidence-based, traffic safety parent program targeted to parents and/or guardians of teen drivers in the pre-permit, permit or intermediate stage of licensure. The goal of First Impact is to reduce the number of motor vehicle fatalities, injuries and crashes among teen drivers by increasing parental awareness and enforcement of Missouri's graduated driver license law.

First Impact will provide the tools parents need to be involved in monitoring, coaching and supporting their new teen driver. Ensuring that parents understand the risks and responsibilities associated with driving is essential in preventing teen driving tragedies.

First Impact has trained facilitators statewide and is provided free of charge. Also provided is a parent/teen driving agreement which outlines specific rules that parents and teens agree to follow during the different stages of licensure of the teen.

During FY17 81 people were trained at 16 First Impact Facilitator Trainings and 74 First Impact parent programs were delivered statewide reaching over 1000 parents.

FIRST
IMPACT
preparing new drivers for the road ahead

AGGRESSIVE DRIVERS

The OHS, in conjunction with the Missouri State Highway Patrol, teamed up with neighboring states for a special Speed Enforcement Campaign July 21st through 23rd, 2017. The campaign included the states of Nebraska, Kansas, Oklahoma, Iowa, Missouri and Arkansas to impact the ever-present problem of speeding on major routes that connect these states. Targeted roadways for this campaign included Interstate 44, I-70, I-35, I-55, and I-270. In Missouri a total of 66 departments participated in the campaign; final numbers for the campaign were as follows:

- 218 Crashes
- 2 Fatalities
- 4,098 Traffic Citations
- 322 Seat Belt Citations
- 2,089 Speed Citations
- 2,324 Traffic Warnings
- 61 DWI Arrests
- 107 Commercial Vehicle Citations
- 67 Commercial Vehicle Warnings
- 98 Drug Arrests
- 254 Felony Arrests



BUCKLE UP PHONE DOWN

A new initiative was launched in FFY 2017 titled Buckle Up Phone Down. The intent of this campaign is to encourage businesses and individuals to "Join the Movement" and commit to wearing their safety belt every trip, every time, and to put their cell phone down when driving. This effort has been gaining positive momentum with 290 businesses and 1,810 individuals that have taken the challenge to always wear their safety belt and not use their cell phone while driving. Public service announcements and social media advertising have been used to encourage more individuals to accept the Buckle Up Phone Down challenge.



Appendix A
Missouri Highway Safety Plan Annual Report Budget
as of December 14, 2017

Program	Project	Description	Obligated Funds	Expended Funds
402	PA-2017-02-01-00	THSD-Planning & Administration	\$81,598.10	\$81,598.10
402		Planning and Administration Total	\$81,598.10	\$81,598.10
402	EM-2017-02-01-00	UofMO Curators-Safety Training for Em Re	\$43,500.00	\$43,500.00
402		Emergency Medical Services Total	\$43,500.00	\$43,500.00
402	OP-2017-05-01-00	MO Safety Center-Statewide Seat Belt Sur	\$33,049.32	\$33,049.32
402	OP-2017-05-02-00	MO Safety Center-Enforcement CIOT	\$7,089.96	\$7,089.96
402	OP-2017-05-03-00	Jeferson Co Sheriff-Occupant Protection	\$25,674.80	\$25,674.80
402	OP-2017-05-04-00	Kirkwood Police-Buckle Up,Save A Life,Yo	\$5,308.30	\$5,308.30
402	OP-2017-05-05-00	Lake St Louis Police-Occupant Protection	\$4,444.83	\$4,444.83
402	OP-2017-05-06-00	Maryland Heights Pol-Safety&Drivers Lice	\$2,207.36	\$2,207.36
402	OP-2017-05-07-00	Moline Acres Police-Safety Enforcement	\$3,853.42	\$3,853.42
402	OP-2017-05-08-00	Olivette Police-Occupant Protection Init	\$2,354.25	\$2,354.25
402	OP-2017-05-09-00	Pevely Police-Occupant Protection Enforc	\$2,742.24	\$2,742.24
402	OP-2017-05-10-00	St Charles City Police-Occupant Protecti	\$5,573.92	\$5,573.92
402	OP-2017-05-11-00	St Louis Co Police-Occupant Protection E	\$13,779.67	\$13,779.67
402	OP-2017-05-12-00	MO Safety Center-Enforcement-Youth Seat	\$46,052.73	\$46,052.73
402	OP-2017-05-13-00	Webster Groves Police-Occupant Protectio	\$4,180.68	\$4,180.68
402	OP-2017-05-14-00	Wentzville Police-Click It or Ticket	\$5,018.60	\$5,018.60
402	OP-2017-05-15-00	Independence Police-Occupant Protection	\$34,286.74	\$34,286.74
402	OP-2017-05-16-00	KC Bd of Police Comm-Occupant Protection	\$36,695.25	\$36,695.25
402	OP-2017-05-17-00	Eureka Police-Occupant Protection	\$5,915.72	\$5,915.72
402	OP-2017-05-18-00	Florissant Police-Occupant Protection	\$4,011.76	\$4,011.76
402	OP-2017-05-19-00	Adair Co Sheriff-CIOT: Zero Deaths	\$9,805.79	\$9,805.79
402		Occupant Protection Total	\$252,045.34	\$252,045.34
402	PS-2017-02-01-00	Trailnet-Share Our Streets Safely	\$5,498.19	\$5,498.19
402		Pedestrian/Bicycle Safety Total	\$5,498.19	\$5,498.19
402	PT-2017-02-00-00	THSD-Statewide PTS	\$0.00	\$0.00
402	PT-2017-02-01-00	THSD-PTS Program Coordination	\$168,886.40	\$168,886.40
402	PT-2017-02-02-00	THSD-402 Training Survey Assessments	\$65,756.86	\$65,756.86
402	PT-2017-02-04-00	Arnold Police-Aggressive Drivers	\$5,999.79	\$5,999.79
402	PT-2017-02-05-00	THSD-2017 LETSAC	\$2,884.62	\$2,884.62
402	PT-2017-02-08-00	Ballwin Police-Hazardous Moving	\$4,429.38	\$4,429.38
402	PT-2017-02-09-00	Byrnes Mill Police-Move Over & Slow Down	\$128.00	\$128.00
402	PT-2017-02-10-00	Calverton Park Police-HMV Enf, 2 School	\$1,076.98	\$1,076.98
402	PT-2017-02-12-00	THSD-Older Driver Program	\$0.00	\$0.00
402	PT-2017-02-13-00	Chesterfield Police-HMV Enforcement	\$5,318.85	\$5,318.85
402	PT-2017-02-14-00	Clayton Police-HMV Enforcement	\$1,713.87	\$1,713.87
402	PT-2017-02-15-00	Creve Coeur Police-Speed HMV	\$3,773.91	\$3,773.91
402	PT-2017-02-16-00	Crystal City Police-HMV	\$14,014.22	\$14,014.22
402	PT-2017-02-17-00	DeSoto Pub Safety-HMV	\$1,973.29	\$1,973.29
402	PT-2017-02-18-00	Eureka Police-HMV	\$11,845.84	\$11,845.84
402	PT-2017-02-20-00	Festus Police-Hazardous Moving Overtime	\$12,325.97	\$12,325.97
402	PT-2017-02-22-00	Florissant Police-HMV	\$8,298.68	\$8,298.68
402	PT-2017-02-23-00	Glendale Police-HMV	\$4,584.69	\$4,584.69
402	PT-2017-02-24-00	Hazelwood Police-Hazardous Moving Enforc	\$14,306.81	\$14,306.81
402	PT-2017-02-25-00	Herculaneum Police-HMV	\$3,603.53	\$3,603.53
402	PT-2017-02-26-00	Jefferson Co Sheriff-HMV	\$131,954.55	\$131,954.55
402	PT-2017-02-27-00	Kirkwood Police-HMV, Distracted Driving	\$10,317.66	\$10,317.66
402	PT-2017-02-28-00	Lake St Louis Police-HMV	\$4,468.33	\$4,468.33
402	PT-2017-02-29-00	Lincoln Co Sheriff-HMV	\$10,045.07	\$10,045.07

Appendix A
Missouri Highway Safety Plan Annual Report Budget
as of December 14, 2017

Program	Project	Description	Obligated Funds	Expended Funds
402	PT-2017-02-30-00	Macon Co Sheriff-Operation Drive Safe	\$177.39	\$177.39
402	PT-2017-02-31-00	Macon Police-Macon Our Roads Safe-HMV 16	\$1,257.60	\$1,257.60
402	PT-2017-02-32-00	Manchester Police-Haz Moving /Occupant P	\$2,601.29	\$2,601.29
402	PT-2017-02-33-00	Maryland Heights Police-Interstate Speed	\$9,171.18	\$9,171.18
402	PT-2017-02-35-00	O'Fallon Police-Speeding /Red Light Enf,	\$10,992.51	\$10,992.51
402	PT-2017-02-36-00	Olivette Police-HMV Enforcement	\$2,965.05	\$2,965.05
402	PT-2017-02-37-00	Overland Police-Hazardous & Speeding	\$2,763.03	\$2,763.03
402	PT-2017-02-38-00	Pevely Police-HMV Enforcement	\$3,643.16	\$3,643.16
402	PT-2017-02-39-00	Richmond Heights Police-HMV Enforcement	\$7,413.57	\$7,413.57
402	PT-2017-02-40-00	Shrewsbury Police-HMV & Speeders	\$7,472.62	\$7,472.62
402	PT-2017-02-41-00	St Ann Police-Speed Enforcement	\$2,308.99	\$2,308.99
402	PT-2017-02-42-00	St Charles City Police-HMV	\$14,010.14	\$14,010.14
402	PT-2017-02-43-00	St Charles Co Police-HMV	\$10,169.87	\$10,169.87
402	PT-2017-02-44-00	St Clair Police-Speed Enforcement	\$1,409.48	\$1,409.48
402	PT-2017-02-45-00	St John Police-HMV	\$1,179.67	\$1,179.67
402	PT-2017-02-46-00	St Louis Co Police-Highway Safety Unit	\$175,680.35	\$175,680.35
402	PT-2017-02-47-00	St Louis Metro Police-Haz Violations/Spe	\$87,937.34	\$87,937.34
402	PT-2017-02-48-00	St Peter Police-Hazardous Moving	\$26,635.66	\$26,635.66
402	PT-2017-02-49-00	Town & Country Police-HMV Initiative	\$3,659.13	\$3,659.13
402	PT-2017-02-50-00	Troy Police-HMV	\$7,000.00	\$7,000.00
402	PT-2017-02-51-00	Union Police-HMV Enforcement	\$8,858.98	\$8,858.98
402	PT-2017-02-52-00	Webster Groves Police-HMV 2017	\$2,808.08	\$2,808.08
402	PT-2017-02-53-00	Wentzville Police-HMV	\$4,953.84	\$4,953.84
402	PT-2017-02-54-00	Belton Police-Hazardous Moving	\$6,184.25	\$6,184.25
402	PT-2017-02-55-00	Blue Springs Police-Hazardous Moving	\$1,007.40	\$1,007.40
402	PT-2017-02-56-00	Buchanan Co Sheriff-HMV	\$6,882.16	\$6,882.16
402	PT-2017-02-57-00	Cameron Police-Operation Safe Travels	\$7,521.44	\$7,521.44
402	PT-2017-02-58-00	Cass Co Sheriff-HMV	\$2,366.82	\$2,366.82
402	PT-2017-02-59-00	Chillicothe Police-HMV Enforcement	\$6,074.98	\$6,074.98
402	PT-2017-02-60-00	Clay Co Sheriff-HMV Enforcement	\$10,794.60	\$10,794.60
402	PT-2017-02-61-00	Excelsior Springs Police-HMV Enforcement	\$5,093.60	\$5,093.60
402	PT-2017-02-62-00	Gladstone Pub Safety-HMV	\$1,691.56	\$1,691.56
402	PT-2017-02-63-00	Grain Valley Police-HMV Enforcement	\$825.82	\$825.82
402	PT-2017-02-64-00	Grandview Police-HMV	\$6,143.39	\$6,143.39
402	PT-2017-02-65-00	Harrisonville Police-Speeding	\$2,660.80	\$2,660.80
402	PT-2017-02-66-00	Henry Co Sheriff-HMV Enforcement	\$4,741.09	\$4,741.09
402	PT-2017-02-67-00	Independence Police-HMV	\$97,085.89	\$97,085.89
402	PT-2017-02-68-00	Jackson Co Sheriff-HMV & LETSAC Training	\$5,196.69	\$5,196.69
402	PT-2017-02-69-00	KC Bd of Police Comm-HMV	\$186,793.41	\$186,793.41
402	PT-2017-02-70-00	Kearney Police-Remove Aggressive Drivers	\$2,069.78	\$2,069.78
402	PT-2017-02-71-00	Lee's Summit Police-HMV	\$27,471.07	\$27,471.07
402	PT-2017-02-72-00	Liberty Police-HMV	\$6,153.41	\$6,153.41
402	PT-2017-02-73-00	Marshall Police-HMV Enforcement	\$1,040.01	\$1,040.01
402	PT-2017-02-74-00	Pettis Co Sheriff-Aggressive Driving	\$1,275.52	\$1,275.52
402	PT-2017-02-75-00	Platte Co Sheriff-Traffic Safety Officer	\$16,469.28	\$16,469.28
402	PT-2017-02-76-00	Platte Co Sheriff-HMV	\$12,247.98	\$12,247.98
402	PT-2017-02-77-00	Pleasant Hill Police-HMV	\$692.38	\$692.38
402	PT-2017-02-78-00	Raymore Police-HMV Enforcement	\$3,733.28	\$3,733.28
402	PT-2017-02-79-00	Raytown Police-Hazardous Moving 2017	\$2,873.30	\$2,873.30
402	PT-2017-02-80-00	Richmond Police-HMV Enforcement	\$2,084.59	\$2,084.59

Appendix A
Missouri Highway Safety Plan Annual Report Budget
as of December 14, 2017

Program	Project	Description	Obligated Funds	Expended Funds
402	PT-2017-02-81-00	Riverside Police- HMV Enforcement	\$1,181.56	\$1,181.56
402	PT-2017-02-82-00	Sedalia Police-Hazardous Moving 2017	\$595.68	\$595.68
402	PT-2017-02-83-00	Smithville Police-HMV Enforcement	\$2,261.75	\$2,261.75
402	PT-2017-02-84-00	St Joseph Police-HMV Enforcement	\$6,366.00	\$6,366.00
402	PT-2017-02-85-00	MO Southern St Univ-Law Enf Training	\$21,000.00	\$21,000.00
402	PT-2017-02-86-00	MSHP-Skill Development	\$19,339.59	\$19,339.59
402	PT-2017-02-87-00	MSHP-Radar/EVOC/Instr Dev/Equip Material	\$61,733.00	\$61,733.00
402	PT-2017-02-88-00	Scott City Police-HMV Enforcement 2017	\$539.70	\$539.70
402	PT-2017-02-89-00	Scott Co Sheriff-HMV Enforcement	\$2,610.00	\$2,610.00
402	PT-2017-02-90-00	Wayne Co Sheriff-HMV Enforcement	\$7,993.13	\$7,993.13
402	PT-2017-02-91-00	West Plains Police-HMV 2017	\$2,961.87	\$2,961.87
402	PT-2017-02-93-00	Howell Co Sheriff-HMV	\$1,913.93	\$1,913.93
402	PT-2017-02-94-00	Jackson Police-HMV Project	\$3,731.91	\$3,731.91
402	PT-2017-02-95-00	Kennett Police-HMV Enforcement	\$2,633.38	\$2,633.38
402	PT-2017-02-96-00	Butler Co Sheriff-HMV 2016-17	\$3,866.73	\$3,866.73
402	PT-2017-02-97-00	Cape Girardeau Police-HMV Enforcement	\$1,787.52	\$1,787.52
402	PT-2017-02-98-00	Essex Police-Safer Roads for Essex	\$2,613.99	\$2,613.99
402	PT-2017-02-A2-00	Mountain View Police-HMV Violations	\$1,226.60	\$1,226.60
402	PT-2017-02-A3-00	MSHP-Hazardous Moving Operations	\$113,502.24	\$113,502.24
402	PT-2017-02-A5-00	MO Safety Center-Driver Improvement Prog	\$28,579.86	\$28,579.86
402	PT-2017-02-A6-00	Livingston Co Sheriff-HMV Project	\$971.32	\$971.32
402	PT-2017-02-A9-00	Hollister Police-HMV Enforcement	\$1,884.44	\$1,884.44
402	PT-2017-02-B0-00	Greene Co Sheriff-HMV	\$51,490.71	\$51,490.71
402	PT-2017-02-B1-00	Potosi Police-HMV	\$5,392.39	\$5,392.39
402	PT-2017-02-B2-00	Osage Beach Police-Hazardous Moving Enfo	\$892.06	\$892.06
402	PT-2017-02-B3-00	Republic Police-Safety Is Our 1st P priori	\$1,605.40	\$1,605.40
402	PT-2017-02-B4-00	Phelps Co Sheriff-Hazardous Moving Enf 2	\$3,383.49	\$3,383.49
402	PT-2017-02-B5-00	Rolla Police-HMV & Occupant Protection	\$5,839.20	\$5,839.20
402	PT-2017-02-B6-00	Rogersville Police-HMV 2016-17	\$2,000.00	\$2,000.00
402	PT-2017-02-B8-00	Springfield Police-HMV	\$68,361.26	\$68,361.26
402	PT-2017-02-B9-00	THSD-Statewide HMV	\$5,300.00	\$5,300.00
402	PT-2017-02-C0-00	Stone Co Sheriff-HMV	\$2,115.35	\$2,115.35
402	PT-2017-02-C1-00	Jasper Co Sheriff-HMV	\$3,823.59	\$3,823.59
402	PT-2017-02-C2-00	Jefferson City Police-HMV Enforcement	\$13,903.84	\$13,903.84
402	PT-2017-02-C3-00	Joplin Police-HMV Overtime	\$5,266.39	\$5,266.39
402	PT-2017-02-C4-00	Christian Co Sheriff-Enforcing HMV	\$2,432.00	\$2,432.00
402	PT-2017-02-C5-00	Branson Police-HMV Enforcement	\$2,110.86	\$2,110.86
402	PT-2017-02-C6-00	Boone Co Sheriff-HMV Slowdown	\$8,738.51	\$8,738.51
402	PT-2017-02-C7-00	Bolivar Police-HMV Enforcement	\$1,746.25	\$1,746.25
402	PT-2017-02-C8-00	Franklin Co Sheriff-HMV	\$18,519.24	\$18,519.24
402	PT-2017-02-C9-00	Cole Co Sheriff-HMV Enforcement	\$1,593.90	\$1,593.90
402	PT-2017-02-D1-00	Greene Co Sheriff-HMV Unit	\$17,349.04	\$17,349.04
402	PT-2017-02-D2-00	Newton Co Sheriff-Hazardous Moving	\$5,923.12	\$5,923.12
402	PT-2017-02-D3-00	Washington Police-HMV Enforcement	\$12,698.11	\$12,698.11
402	PT-2017-02-D4-00	Waynesville Police-Slow the Roll	\$1,542.11	\$1,542.11
402	PT-2017-02-D5-00	Neosho Police-HMV	\$4,578.99	\$4,578.99
402	PT-2017-02-D6-00	Camden Co Sheriff-HMV	\$3,500.14	\$3,500.14
402	PT-2017-02-D8-00	Camdenton Police-Overtime Enforcement	\$798.80	\$798.80
402	PT-2017-02-D9-00	Callaway Co Sheriff-Callaway Co Sheriffs	\$3,386.71	\$3,386.71
402	PT-2017-02-E0-00	Webb City Police-HMV Patrols	\$7,289.00	\$7,289.00

Appendix A
Missouri Highway Safety Plan Annual Report Budget
as of December 14, 2017

Program	Project	Description	Obligated Funds	Expended Funds
402	PT-2017-02-E2-00	Nevada Police-HMV Enforcement	\$2,916.12	\$2,916.12
402	PT-2017-02-E3-00	St Robert Police-HMV Enforcement	\$1,402.99	\$1,402.99
402	PT-2017-02-E4-00	Nixa Police-HMV	\$3,777.53	\$3,777.53
402	PT-2017-02-E5-00	Ozark Police-HMV Enforcement	\$2,412.21	\$2,412.21
402	PT-2017-02-E6-00	Lawrence Co Sheriff-HMV Enforcement	\$3,267.32	\$3,267.32
402	PT-2017-02-E7-00	Webster Co Sheriff-HMV Enforcement	\$6,445.46	\$6,445.46
402	PT-2017-02-E8-00	Lake Winnebago Police-HMV	\$1,986.78	\$1,986.78
402	PT-2017-02-E9-00	MO Safety Center-2017 OP LEL Services Co	\$49,220.34	\$49,220.34
402		Police Traffic Services Total	\$1,932,254.14	\$1,932,254.14
402	AI-2017-04-01-00	MO Safety Center-Crash Investigation Tra	\$27,346.32	\$27,346.32
402	AI-2017-04-03-00	MSHP-Accident Investigation	\$38,433.80	\$38,433.80
402		Accident Investigation Total	\$65,780.12	\$65,780.12
402	CP-2017-09-02-00	THSD-Teen Driving Programs	\$20,851.06	\$20,851.06
402	CP-2017-09-03-00	Cape Girardeau Safe Comm-TRAction -Youth	\$61,004.48	\$61,004.48
402	CP-2017-09-04-00	Mercy Hospital-Occupant Protection-Injur	\$39,428.21	\$39,428.21
402	CP-2017-09-05-00	Univ of MO Curators-ThinkFirst MO	\$413,867.94	\$413,867.94
402	CP-2017-09-06-00	THSD-Youth & CPS Training	\$42,201.62	\$42,201.62
402		Community Traffic Safety Project Total	\$577,353.31	\$577,353.31
402	DE-2017-02-01-00	MO Police Chiefs Assoc-Law Enf Driving T	\$17,990.00	\$17,990.00
402	DE-2017-02-03-00	Univ of MO Curators-MobileAge Comp Educa	\$22,276.47	\$22,276.47
402		Driver Education Total	\$40,266.47	\$40,266.47
402	DL-2017-02-01-00	Wash Univ StL-R&D Standard Tr Sign Namin	\$59,483.68	\$59,483.68
402	DL-2017-02-02-00	Wash Univ StL-R&D ID & Ed of Older Drive	\$107,284.35	\$107,284.35
402	DL-2017-02-03-00	Wash Univ StL-R&D Older Drvr Fitness Ass	\$18,981.93	\$18,981.93
402		Driver Licensing Total	\$185,749.96	\$185,749.96
402	RH-2017-02-01-00	MO Operation Livesaver-MO Operation Life	\$1,830.27	\$1,830.27
402		Railroad/Highway Crossings Total	\$1,830.27	\$1,830.27
402	RS-2017-11-01-00	THSD-TEAP	\$55,048.53	\$55,048.53
402		Roadway Safety Total	\$55,048.53	\$55,048.53
402	SA-2017-09-01-00	Cape Girardeau Safe Comm-Safe Communitie	\$24,336.01	\$24,336.01
402	SA-2017-09-02-00	St Joseph Safety&Health-Traffic Safety T	\$47,842.07	\$47,842.07
402	SA-2017-09-03-00	Safety Council of StL-Defensive Driving	\$14,474.52	\$14,474.52
402		Safe Communities Total	\$86,652.60	\$86,652.60
402	SE-2017-02-01-00	MSHP-Speed Enforcement	\$85,775.82	\$85,775.82
402		Speed Enforcement Total	\$85,775.82	\$85,775.82
402	CR-2017-05-01-00	THSD-CPS Program Activities	\$348.27	\$348.27
402	CR-2017-05-02-00	C MO Foster Care&Adopt-Car Seat & Safety	\$1,769.26	\$1,769.26
402	CR-2017-05-03-00	MO Safety Center-Enforcement CPS Week	\$7,123.70	\$7,123.70
402	CR-2017-05-04-00	MO Safety Center-Survey CPS	\$30,226.13	\$30,226.13
402	CR-2017-05-05-00	THSD-Car Seat Distribution Program	\$49,892.63	\$49,892.63
402		Child Restraint Total	\$89,359.99	\$89,359.99
402	PM-2017-02-01-00	THSD-Youth Seat Belt Enforcement Campaig	\$286,583.21	\$286,583.21
402	PM-2017-02-02-00	THSD-Work Zone Awareness	\$6,813.38	\$6,813.38
402	PM-2017-02-03-00	THSD-PI Creative Services	\$43,654.30	\$43,654.30
402	PM-2017-02-04-00	THSD-Bike, Ped & Distracted Drv PI&E	\$200,853.85	\$200,853.85
402	PM-2017-02-05-00	THSD-Motorcycle Safety Initiatives	\$14,195.97	\$14,195.97
402	PM-2017-02-06-00	THSD-CIOT Paid Media	\$191,160.30	\$191,160.30
402		Paid Advertising Total	\$743,261.01	\$743,261.01

Appendix A
Missouri Highway Safety Plan Annual Report Budget
as of December 14, 2017

Program	Project	Description	Obligated Funds	Expended Funds
402	TSP-2017-14-01-00	THSD-It Only Takes 1/TRACTION Awards	\$827.50	\$827.50
402		Teen Safety Program Total	\$827.50	\$827.50
NHTSA 402 Total			\$4,246,801.35	\$4,246,801.35

154	154AL-2017-AL-00-00	THSD-Statewide 154AL Program	\$2,010,333.25	\$0.00
154	154AL-2017-AL-01-00	Barry Co Sheriff-DWI Check Pt	\$2,310.00	\$126.14
154	154AL-2017-AL-02-00	Billings Police-DWI Enforcement	\$1,500.00	\$1,497.98
154	154AL-2017-AL-03-00	Bolivar Police-DWI Enforcement	\$9,385.00	\$7,711.60
154	154AL-2017-AL-04-00	Boone Co Sheriff-Youth Alcohol Enf	\$2,750.00	\$351.36
154	154AL-2017-AL-05-00	Boone Co Sheriff-FullTime DWI /Traffic U	\$68,575.00	\$34,448.01
154	154AL-2017-AL-06-00	Branson Police-DWI Saturation Enf	\$3,500.00	\$3,486.33
154	154AL-2017-AL-07-00	Branson Police-Youth Alcohol Enf	\$3,500.00	\$3,063.91
154	154AL-2017-AL-08-00	THSD-Impaired Driving Paid Media Campaig	\$690,648.56	\$476,165.91
154	154AL-2017-AL-09-00	THSD-Alliance Sports Marketing	\$80,000.00	\$80,000.00
154	154AL-2017-AL-10-00	Camden Co Sheriff-DWI Enf	\$5,000.00	\$4,872.48
154	154AL-2017-AL-11-00	MSHP-Wolfpack DWI Effort	\$64,600.00	\$57,804.46
154	154AL-2017-AL-12-00	Cartersville Police-SW MO DWI Task Force	\$5,500.00	\$5,333.90
154	154AL-2017-AL-13-00	Carthage Police-DWI Sobriety Checkpoint	\$3,125.00	\$0.00
154	154AL-2017-AL-14-00	Christian Co Sheriff-DWI Enforcement	\$5,000.00	\$4,194.87
154	154AL-2017-AL-16-00	Arnold Police-Sobriety Checkpoint	\$8,400.00	\$8,318.84
154	154AL-2017-AL-17-00	Arnold Police-Youth Alcohol Enforcement	\$6,200.00	\$6,108.53
154	154AL-2017-AL-18-00	Arnold Police-DWI Saturation Patrol	\$13,000.00	\$12,923.58
154	154AL-2017-AL-19-00	Ballwin Police-DWI Enforcement	\$10,750.00	\$6,042.66
154	154AL-2017-AL-20-00	Christian Co Sheriff-Youth Alcohol Enf	\$3,000.00	\$1,978.26
154	154AL-2017-AL-21-00	Cole Co Sheriff-DWI Enforcement	\$11,000.00	\$5,132.92
154	154AL-2017-AL-22-00	Columbia Police-DWI Enforcement Activiti	\$25,000.00	\$4,964.65
154	154AL-2017-AL-23-00	Crocker Police-Sobriety Ckpt & DWI Satur	\$5,520.00	\$1,780.00
154	154AL-2017-AL-24-00	Franklin Co Sheriff-DWI Enforcement	\$15,000.00	\$12,839.36
154	154AL-2017-AL-25-00	Franklin Co Sheriff-Youth Alcohol	\$10,000.00	\$8,301.12
154	154AL-2017-AL-26-00	Greene Co Sheriff-DWI	\$90,000.00	\$41,260.16
154	154AL-2017-AL-27-00	Greene Co Sheriff-Youth Alcohol Enf	\$38,000.00	\$37,942.20
154	154AL-2017-AL-29-00	Hollister Police-DWI Enforcement	\$1,500.00	\$1,023.06
154	154AL-2017-AL-30-00	Hollister Police-Youth Alcohol Enforceme	\$2,000.00	\$1,917.86
154	154AL-2017-AL-31-00	THSD-Youth Alcohol Program	\$18,000.00	\$7,697.29
154	154AL-2017-AL-32-00	Jasper Co Sheriff-DWI Enf & Checkpoint	\$20,000.00	\$7,961.08
154	154AL-2017-AL-33-00	Jefferson City Police-DWI Enf / Saturati	\$59,000.00	\$58,653.93
154	154AL-2017-AL-34-00	Joplin Police-DWI Enf & Youth Alcohol	\$10,000.00	\$4,359.30
154	154AL-2017-AL-35-00	Joplin Police-Full Time DWI Unit	\$61,700.00	\$61,700.00
154	154AL-2017-AL-36-00	Lake Winnebago Pol-DWI Enf /Youth Alcoho	\$2,500.00	\$1,120.56
154	154AL-2017-AL-37-00	Lamar Police-You Booze You Loose	\$2,500.00	\$1,624.92
154	154AL-2017-AL-38-00	Lawrence Co Sheriff-DWI Enforcement	\$12,000.00	\$9,671.84
154	154AL-2017-AL-39-00	Monett Police-DWI Enforcement	\$1,234.80	\$1,074.88
154	154AL-2017-AL-40-00	Neosho Police-DWI Enforcement	\$3,780.00	\$3,780.00
154	154AL-2017-AL-41-00	Ballwin Police-Youth Alcohol	\$2,750.00	\$2,721.97
154	154AL-2017-AL-43-00	Byrnes Mill Police-Arrive Safe & Sober	\$4,000.00	\$4,000.00
154	154AL-2017-AL-44-00	Chesterfield Police-DWI Enforcement	\$6,500.00	\$3,863.33
154	154AL-2017-AL-45-00	Chesterfield Police-Sobriety Checkpoint	\$10,000.00	\$3,286.96
154	154AL-2017-AL-46-00	Clark Co Sheriff-DWI	\$8,995.35	\$4,971.25
154	154AL-2017-AL-47-00	Clayton Police-DWI Enforcement	\$2,994.60	\$1,930.22
154	154AL-2017-AL-48-00	Cottleville Pol-Cottleville/StCharles DW	\$6,400.00	\$541.62

Appendix A
Missouri Highway Safety Plan Annual Report Budget
as of December 14, 2017

Program	Project	Description	Obligated Funds	Expended Funds
154	154AL-2017-AL-49-00	Creve Coeur Police-You Drink, Drive, Los	\$6,500.00	\$5,924.40
154	154AL-2017-AL-50-00	Creve Coeur Police-Sobriety Ckpoint /BAT	\$13,000.00	\$7,061.00
154	154AL-2017-AL-51-00	Creve Coeur Police-DWI Officer	\$56,000.00	\$23,592.51
154	154AL-2017-AL-53-00	Ellisville Police-DWI Enforcement FY16-1	\$3,000.00	\$2,427.58
154	154AL-2017-AL-54-00	Eureka Police-DWI Enforcement	\$2,500.00	\$1,845.94
154	154AL-2017-AL-55-00	Eureka Police-Sobriety Checkpoint	\$7,500.00	\$0.00
154	154AL-2017-AL-56-00	Eureka Police-Youth Alcohol	\$2,000.00	\$1,743.19
154	154AL-2017-AL-57-00	Festus Police-DWI Overtime Enforcement	\$12,000.00	\$7,597.19
154	154AL-2017-AL-58-00	Festus Police-Youth Alcohol Overtime Enf	\$8,000.00	\$7,351.41
154	154AL-2017-AL-59-00	Florissant Police-DWI Enforcement	\$9,000.00	\$6,701.53
154	154AL-2017-AL-60-00	Hazelwood Police-DWI Enforcement	\$32,310.48	\$31,847.22
154	154AL-2017-AL-61-00	Hazelwood Police-Youth Alcohol Enforceme	\$10,000.00	\$9,943.15
154	154AL-2017-AL-62-00	Hazelwood Police-BAT Van Operations	\$5,750.00	\$3,235.52
154	154AL-2017-AL-63-00	Nevada Police-DWI Enforcement	\$4,000.00	\$4,000.00
154	154AL-2017-AL-64-00	Newton Co Sheriff-Impaired Driver	\$7,500.00	\$6,633.21
154	154AL-2017-AL-65-00	Nixa Police-DWI Enforcement	\$9,500.00	\$2,081.58
154	154AL-2017-AL-66-00	Jefferson Co Sheriff-DWI Enforcement	\$215,000.00	\$129,182.19
154	154AL-2017-AL-67-00	Jefferson Co Sheriff-DWI Enf Unit	\$129,905.27	\$121,542.51
154	154AL-2017-AL-68-00	Jefferson Co Sheriff-Sobriety Checkpoint	\$80,000.00	\$61,793.70
154	154AL-2017-AL-69-00	Jefferson Co Sheriff-Youth Alcohol	\$180,000.00	\$179,735.34
154	154AL-2017-AL-70-00	Lake St Louis Police-DWI Saturation Patr	\$5,000.00	\$4,746.56
154	154AL-2017-AL-71-00	Lake St Louis Police-DWI Checkpoint	\$5,000.00	\$4,580.21
154	154AL-2017-AL-72-00	Macon Police-Macon Our Roads Safe-DWI Pr	\$2,500.00	\$1,932.59
154	154AL-2017-AL-73-00	Manchester Police-DWI Enforcement	\$5,005.00	\$4,956.54
154	154AL-2017-AL-74-00	Maryland Heights Police-DWI Saturation P	\$6,230.00	\$5,897.85
154	154AL-2017-AL-75-00	Maryland Heights Pol-Hollywd Amph Youth	\$5,000.00	\$4,981.28
154	154AL-2017-AL-76-00	Moberly Police-DWI Enf /Checkpoint	\$3,750.00	\$1,029.34
154	154AL-2017-AL-77-00	Osage Beach Police-Stop Drinking & Drivi	\$3,500.00	\$3,500.00
154	154AL-2017-AL-78-00	Monroe Co Sheriff-DWI Saturation Enf	\$2,000.00	\$1,434.69
154	154AL-2017-AL-79-00	O'Fallon Police-DWI Saturation Patrols	\$23,040.00	\$22,467.66
154	154AL-2017-AL-80-00	O'Fallon Police-Sobriety Checkpoint	\$10,000.00	\$7,107.28
154	154AL-2017-AL-81-00	O'Fallon Police-Youth Alcohol, Before Th	\$6,500.00	\$6,258.26
154	154AL-2017-AL-82-00	Olivette Police-DWI Enforcement Initiati	\$15,525.00	\$10,984.18
154	154AL-2017-AL-83-00	Overland Police-Youth Alcohol	\$1,680.00	\$0.00
154	154AL-2017-AL-84-00	Overland Police-DWI Saturation Patrols	\$7,500.00	\$2,181.06
154	154AL-2017-AL-85-00	Overland Police-DWI Sobriety Checkpoints	\$13,600.00	\$6,235.98
154	154AL-2017-AL-86-00	Pevely Police-DWI Wolf Pack	\$4,500.00	\$2,610.48
154	154AL-2017-AL-87-00	Pevely Police-Youth Alcohol Enforcement	\$4,000.00	\$3,928.20
154	154AL-2017-AL-88-00	St Ann Police-Sobriety Checkpoint	\$14,000.00	\$0.00
154	154AL-2017-AL-89-00	St Charles City Police-DWI Saturation/Wo	\$15,500.00	\$15,457.33
154	154AL-2017-AL-90-00	St Charles City Police-DWI Checkpoint	\$15,125.00	\$6,337.06
154	154AL-2017-AL-91-00	St Charles City Police-Youth Alcohol Enf	\$6,000.00	\$3,936.08
154	154AL-2017-AL-92-00	St Charles Co Police-DWI Checkpoint	\$9,975.00	\$8,109.28
154	154AL-2017-AL-93-00	Ozark Police-DWI Enforcement	\$6,000.00	\$5,954.27
154	154AL-2017-AL-95-00	St Charles Co Police-Youth Alcohol	\$10,000.00	\$0.00
154	154AL-2017-AL-96-00	St Charles Co Police-DWI Wolfpack/Satura	\$15,500.00	\$15,473.30
154	154AL-2017-AL-97-00	Potosi Police-DWI Enforcement	\$8,000.00	\$7,973.60
154	154AL-2017-AL-98-00	Republic Police-DWI Enf & Education	\$9,000.00	\$3,216.25
154	154AL-2017-AL-99-00	Rogersville Police-DWI Enforcement 2016-	\$3,000.00	\$2,779.86
154	154AL-2017-AL-A0-00	Rolla Police-DWI Enf /Checkpoint	\$14,000.00	\$13,806.23

Appendix A
Missouri Highway Safety Plan Annual Report Budget
as of December 14, 2017

Program	Project	Description	Obligated Funds	Expended Funds
154	154AL-2017-AL-A1-00	Seneca Police-Zero Tolerance	\$1,500.00	\$0.00
154	154AL-2017-AL-A2-00	MADD-Power of Parents & Power of Youth	\$53,500.00	\$49,290.14
154	154AL-2017-AL-A3-00	Safe & Sober Inc-MO Safe & Sober	\$279,730.12	\$279,347.24
154	154AL-2017-AL-A4-00	St Clair Police-R.I.D.	\$5,500.00	\$4,106.71
154	154AL-2017-AL-A5-00	St John Police-Sobriety Checkpoints	\$13,000.00	\$12,123.95
154	154AL-2017-AL-A6-00	St John Police-DWI Saturation	\$8,000.00	\$7,341.28
154	154AL-2017-AL-A7-00	St Louis Co Police-Sobriety Ckpt/Saturat	\$31,500.00	\$30,754.67
154	154AL-2017-AL-A8-00	St Louis Metro Police-DWI Enforcement	\$115,000.00	\$50,132.35
154	154AL-2017-AL-A9-00	St Louis Metro Police-Sobriety Ckpoint	\$20,000.00	\$0.00
154	154AL-2017-AL-B0-00	St Peters Police-DWI Enforcement	\$28,000.00	\$27,226.93
154	154AL-2017-AL-B1-00	Sullivan Police-DWI Enf Overtime	\$5,500.00	\$3,714.29
154	154AL-2017-AL-B2-00	Sullivan Police-Franklin Co DWI Task For	\$3,000.00	\$0.00
154	154AL-2017-AL-B3-00	Troy Police-DWI Enforcement	\$5,000.00	\$4,961.21
154	154AL-2017-AL-B4-00	U of MO Curators-Smart, Cheers, Drv Safe	\$320,000.00	\$299,382.70
154	154AL-2017-AL-B5-00	Union Police-Franklin Co Impaired Drivin	\$3,000.00	\$0.00
154	154AL-2017-AL-B6-00	Velda City Police-Safer Roads	\$3,000.00	\$0.00
154	154AL-2017-AL-B7-00	Vinita Park Police-DWI Ckpoint & Saturat	\$5,000.00	\$3,859.13
154	154AL-2017-AL-B8-00	Wentzville Police-Sobriety Checkpoint	\$8,000.00	\$1,084.40
154	154AL-2017-AL-B9-00	Wentzville Police-Underage Drinking	\$5,500.00	\$1,452.42
154	154AL-2017-AL-C0-00	Wentzville Police-DWI Enforcement	\$10,000.00	\$8,218.44
154	154AL-2017-AL-C1-00	Woodson Terrace Police-DWI Wolfpack Enf	\$2,500.00	\$0.00
154	154AL-2017-AL-C2-00	DeSoto Public Safety-DWI Enforcement	\$2,000.00	\$751.59
154	154AL-2017-AL-C3-00	Belton Police-DWI Wolfpack	\$3,048.00	\$1,959.38
154	154AL-2017-AL-C4-00	Belton Police-Sobriety Checkpoint	\$10,080.00	\$8,324.81
154	154AL-2017-AL-C5-00	Benton Co Sheriff-DWI Enforcement	\$8,000.00	\$4,537.27
154	154AL-2017-AL-C6-00	Blue Springs Police-DWI Enforcement	\$2,500.00	\$2,235.77
154	154AL-2017-AL-C7-00	Blue Springs Police-Sobriety Checkpoints	\$5,000.00	\$3,228.95
154	154AL-2017-AL-C8-00	Cass Co Sheriff-Alcohol Enforcement	\$9,300.00	\$6,888.94
154	154AL-2017-AL-C9-00	Clay Co Sheriff-DWI Enforcement	\$12,995.00	\$6,457.71
154	154AL-2017-AL-D0-00	Clay Co Sheriff-Youth Alcohol Enforcemen	\$2,000.00	\$1,855.09
154	154AL-2017-AL-D1-00	Clay Co Sheriff-Sobriety Ckpt / Task For	\$4,000.00	\$0.00
154	154AL-2017-AL-D2-00	Excelsior Springs Police-Clay/Platte DWI	\$7,300.00	\$5,380.98
154	154AL-2017-AL-D3-00	Gladstone Pub Safety-DWI & Ckpoint	\$8,000.00	\$1,704.96
154	154AL-2017-AL-D4-00	Grain Valley Police-DWI Enforcement	\$3,500.00	\$543.07
154	154AL-2017-AL-D5-00	Grandview Police-DWI Enforcement	\$19,000.00	\$9,596.32
154	154AL-2017-AL-D6-00	Harrisonville Police-DWI Enforcement	\$750.00	\$750.00
154	154AL-2017-AL-D7-00	Springfield Police-Youth Alcohol Enforce	\$29,879.00	\$27,338.62
154	154AL-2017-AL-D8-00	St Clair Co Sheriff-DWI Enf & Checkpoint	\$1,548.00	\$1,544.22
154	154AL-2017-AL-D9-00	St Robert Police-DWI Enforcement	\$7,924.00	\$4,060.47
154	154AL-2017-AL-E0-00	Stone Co Sheriff-DWI Enforcement	\$9,000.00	\$5,173.18
154	154AL-2017-AL-E2-00	Jackson Co Sheriff-DWI Unit Salary	\$159,485.08	\$145,792.79
154	154AL-2017-AL-E3-00	KC Bd of Pol Comm-Youth Alcohol	\$22,500.00	\$22,450.39
154	154AL-2017-AL-E4-00	Kearney Police-DWI Enforcement	\$3,000.00	\$1,267.39
154	154AL-2017-AL-E5-00	Webster Co Sheriff-Youth DWI 16-17	\$2,700.00	\$2,544.04
154	154AL-2017-AL-E6-00	Liberty Police-DWI Enforcement	\$2,500.00	\$2,312.22
154	154AL-2017-AL-E7-00	Livingston Co Sheriff-DWI Project	\$3,510.00	\$3,163.94
154	154AL-2017-AL-E8-00	Marshall Police-Sobriety Checkpoint	\$0.00	\$0.00
154	154AL-2017-AL-E9-00	Oak Grove Police-DWI Enforcement 2017	\$3,348.00	\$2,518.85
154	154AL-2017-AL-F0-00	Platte City Police-Platt & Clay Co Ckpt	\$1,500.00	\$626.62
154	154AL-2017-AL-F1-00	Platte Co Sheriff-Sobriety Checkpoint	\$27,401.00	\$23,261.06

Appendix A
Missouri Highway Safety Plan Annual Report Budget
as of December 14, 2017

Program	Project	Description	Obligated Funds	Expended Funds
154	154AL-2017-AL-F2-00	Raymore Police-Sobriety Ckpt /DWI Enforc	\$7,500.00	\$6,954.43
154	154AL-2017-AL-F3-00	Riverside Police-DWI Enforcement	\$5,040.00	\$5,005.95
154	154AL-2017-AL-F4-00	Sedalia Police-DWI Enforcement 2017	\$4,220.00	\$936.60
154	154AL-2017-AL-F5-00	Smithville Police-Youth Alcohol Enforcem	\$730.08	\$449.65
154	154AL-2017-AL-F6-00	St Joseph Police-Midland Empire Alcohol	\$33,984.00	\$33,799.87
154	154AL-2017-AL-F7-00	St Joseph Police-NW MO DWI Task Force	\$21,600.00	\$10,097.67
154	154AL-2017-AL-F8-00	THSD-DWI Enforcement Equipment	\$40,050.00	\$36,938.08
154	154AL-2017-AL-F9-00	MADD-Court Monitoring Program	\$123,000.00	\$111,458.99
154	154AL-2017-AL-G0-00	OSCA-DWI Court Project	\$178,282.50	\$49,078.15
154	154AL-2017-AL-G1-00	MSHP-Sobriety Checkpoint Operations	\$240,000.00	\$159,482.35
154	154AL-2017-AL-G2-00	MSHP-DWI Saturations	\$246,850.00	\$210,996.15
154	154AL-2017-AL-G3-00	Franklin Co Sheriff-Sobriety Checkpoint	\$19,000.00	\$14,369.62
154	154AL-2017-AL-G4-00	Christian Co Sheriff-Sobriety Checkpoint	\$6,500.00	\$0.00
154	154AL-2017-AL-G5-00	Phelps Co Sheriff-DWI Enforcement 2017	\$6,000.00	\$5,589.51
154	154AL-2017-AL-G6-00	Gladstone Pub Safety-Not 21, Do Not Sell	\$5,000.00	\$4,809.48
154	154AL-2017-AL-G7-00	Calverton Park Police-DWI Wolfpack 16/17	\$2,000.00	\$1,992.90
154	154AL-2017-AL-G8-00	Normandy Police-DWI OT Enforcement	\$2,000.00	\$2,000.00
154	154AL-2017-AL-G9-00	MO Safety Center-2017 Alcohol LEL Servic	\$159,000.00	\$73,040.13
		154 Alcohol Total	\$6,870,102.09	\$3,606,927.91
154 Transfer Funds Total			\$6,870,102.09	\$3,606,927.91

405b Low	M2HVE-2017-05-01-00	Arnold Police-Unrestrained Drivers & Pas	\$14,700.00	\$14,392.97
405b Low	M2HVE-2017-05-02-00	Greene Co Sheriff-Occupant Protection	\$22,000.00	\$19,472.65
405b Low	M2HVE-2017-05-03-00	Ballwin Police-Occupant Protection	\$3,977.00	\$2,970.28
405b Low	M2HVE-2017-05-04-00	Brentwood Police-Max Prim Seat Belt Ordi	\$2,500.00	\$0.00
405b Low	M2HVE-2017-05-05-00	Byrnes Mill Police-Safety First	\$3,500.00	\$3,099.63
405b Low	M2HVE-2017-05-06-00	Calverton Park Police-Click It Or Ticket	\$4,500.00	\$3,356.91
405b Low	M2HVE-2017-05-08-00	Hazelwood Police-Seat Belt Enforcement	\$15,000.00	\$14,973.02
405b Low	M2HVE-2017-05-09-00	Maryland Heights Police-Seat Belt Enforc	\$5,000.00	\$4,999.65
405b Low	M2HVE-2017-05-10-00	Winfield Police-Winfield Cares Buckle Up	\$3,000.00	\$3,000.00
405b Low	M2HVE-2017-05-11-00	Jackson Police-Occupant Protection	\$6,000.00	\$4,921.45
405b Low	M2HVE-2017-05-12-00	Cape Girardeau Co Sheriff-Occup Protecti	\$3,500.00	\$3,500.00
405b Low	M2HVE-2017-05-13-00	Dexter Police-Occupant Protection Enforc	\$10,000.00	\$9,996.12
405b Low	M2HVE-2017-05-14-00	Fredericktown Police-Keep Our Citizens S	\$10,000.00	\$9,999.25
405b Low	M2HVE-2017-05-15-00	Madison Co Sheriff-Safety First	\$3,000.00	\$3,000.00
405b Low	M2HVE-2017-05-16-00	MSHP-Occupant Protection Project	\$120,000.00	\$111,403.57
405b Low	M2HVE-2017-05-17-00	Jackson Co Sheriff-Seat Belt Enf/Educati	\$7,000.00	\$1,390.48
405b Low	M2HVE-2017-05-18-00	Grandview Police-Occupant Protection	\$20,000.00	\$8,153.29
405b Low	M2HVE-2017-05-19-00	Harrisonville Police-Safety Belt Enforce	\$3,000.00	\$2,739.73
405b Low	M2HVE-2017-05-20-00	Clay Co Sheriff-Occupant Protection	\$2,500.00	\$597.57
405b Low	M2HVE-2017-05-21-00	Creve Coeur Police-Click It or Ticket	\$8,000.00	\$5,036.81
405b Low	M2HVE-2017-05-99-00	Independence Police-OP, Correcting M5HVE	\$50,000.00	\$50,000.00
405b Low		405b Low HVE Total	\$317,177.00	\$277,003.38
405b Low	M2PE-2017-05-02-00	THSD-Click It Or Ticket Enf Campaign	\$0.00	\$0.00
405b Low	M2PE-2017-05-03-00	THSD-Child Passenger Safety	\$150,000.00	\$145,181.57
405b Low		405b Low Public Education Total	\$150,000.00	\$145,181.57
405b Low	M2CPS-2017-05-01-00	THSD-Child Passenger Safety Coordination	\$45,000.00	\$23,451.96
405b Low		405b Low Community CPS Services Total	\$45,000.00	\$23,451.96
405b Low	M2CSS-2017-05-01-00	THSD-MAP 21 Child Safety Seat Distributi	\$42,700.00	\$0.00
405b Low		405b Low CSS Purchase/Distribution Total	\$42,700.00	\$0.00

Appendix A
Missouri Highway Safety Plan Annual Report Budget
as of December 14, 2017

Program	Project	Description	Obligated Funds	Expended Funds
405b Low	M2X-2017-05-00-00	THSD-Statewide 405b OP Low	\$236,282.92	\$0.00
405b Low		405b OP Low Total	\$236,282.92	\$0.00
MAP 21 405b OP Low Total			\$791,159.92	\$445,636.91

405c	M3DA-2017-04-00-00	THSD-Statewide 405c Data Program	\$502,731.20	\$0.00
405c	M3DA-2017-04-01-00	Blue Springs Police-E Citation	\$52,000.00	\$52,000.00
405c	M3DA-2017-04-02-00	OSCA-JIS Monitoring & Reporting	\$169,325.64	\$157,822.95
405c	M3DA-2017-04-04-00	Ballwin Police-E Citations	\$14,300.00	\$13,996.54
405c	M3DA-2017-04-05-00	Christian Co Sheriff-E Citation	\$40,912.04	\$25,154.04
405c	M3DA-2017-04-06-00	Dexter Police-Ticket Printers For Patrol	\$4,365.00	\$4,365.00
405c	M3DA-2017-04-07-00	Jackson Police-E Ticketing Project	\$44,815.33	\$37,654.03
405c	M3DA-2017-04-09-00	REJIS-LETS Sustainment & Enhancements	\$135,626.00	\$128,887.19
405c	M3DA-2017-04-10-00	REJIS-Electronic Records Adoption Improv	\$17,812.00	\$13,283.48
405c	M3DA-2017-04-11-00	Rogersville Police-E Citation	\$3,604.00	\$3,604.00
405c	M3DA-2017-04-12-00	THSD-Traffic Records Data Improvement	\$56,350.00	\$14,568.60
405c	M3DA-2017-04-13-00	Washington Police-Mobile Ticketing Print	\$5,118.00	\$5,118.00
405c	M3DA-2017-04-14-00	Webb City Police-Digital Ticket Processi	\$4,297.08	\$4,297.08
405c	M3DA-2017-04-15-00	Willow Springs Police-E Ticket Printers	\$7,140.00	\$7,140.00
405c	M3DA-2017-04-16-00	MSHP-Predictive Analytical Crash Project	\$167,570.00	\$149,924.00
405c	M3DA-2017-04-17-00	MO DHSS-EMS NEMSIS 3 Transition	\$32,565.00	\$0.00
405c	M3DA-2017-04-18-00	MSHP-STARs & FARS Support	\$250,275.28	\$55,656.75
405c	M3DA-2017-04-19-00	MSHP-Statewide Traffic Accident Records	\$161,384.00	\$112,087.29
405c	M3DA-2017-04-20-00	OSCA-Traffic Court Automated Report	\$90,306.25	\$90,306.25
405c	M3DA-2017-04-21-00	Cartersville Police-E Citation	\$6,600.00	\$6,246.27
		405c Data Program Total	\$1,767,096.82	\$882,111.47
MAP 21 405c Data Program Total			\$1,767,096.82	\$882,111.47

405d Mid	M5HVE-2017-03-01-00	Boone Co Sheriff-Sobriety Ckpt /Saturati	\$13,500.00	\$10,254.19
405d Mid	M5HVE-2017-03-02-00	Columbia Police-DWI Full Time Unit	\$74,302.40	\$71,964.65
405d Mid	M5HVE-2017-03-03-00	Franklin Co Sheriff-Traffic Safety /DWI	\$112,472.11	\$101,129.64
405d Mid	M5HVE-2017-03-04-00	Greene Co Sheriff-DWI Unit	\$60,853.15	\$55,408.76
405d Mid	M5HVE-2017-03-05-00	Lebanon Police-Sobriety Ckpt /DWI Enforc	\$5,000.00	\$1,004.41
405d Mid	M5HVE-2017-03-06-00	Union Police-Impaired Driving Saturation	\$15,302.00	\$8,402.63
405d Mid	M5HVE-2017-03-07-00	Springfield Police-DWI Enf /Sobriety Ckp	\$108,629.00	\$106,756.08
405d Mid	M5HVE-2017-03-08-00	Independence Police-Sob Ckpt Youth Al Wo	\$260,000.00	\$210,000.00
405d Mid	M5HVE-2017-03-09-00	Washington Police-Youth Alcohol Enforcem	\$4,500.00	\$3,930.12
405d Mid	M5HVE-2017-03-10-00	Jackson Co Sheriff-Sobriety Checkpoint	\$25,000.00	\$8,706.69
405d Mid	M5HVE-2017-03-11-00	Jackson Co Sheriff-Wolf Pack Saturation	\$20,000.00	\$14,288.26
405d Mid	M5HVE-2017-03-12-00	Jackson Co Sheriff-No Refusal DWI Unit	\$10,000.00	\$2,537.50
405d Mid	M5HVE-2017-03-13-00	KC Bd of Police Comm-Sobriety Checkpoint	\$152,500.00	\$133,292.62
405d Mid	M5HVE-2017-03-14-00	KC Bd of Police Comm-DWI Enforcement	\$110,000.00	\$65,360.33
405d Mid	M5HVE-2017-03-15-00	Washington Police-Sobriety Checkpoint	\$9,750.00	\$7,562.52
405d Mid	M5HVE-2017-03-16-00	Waynesville Police-It Don't Jive To Drin	\$3,750.00	\$3,384.83
405d Mid	M5HVE-2017-03-17-00	Lee's Summit Police-DWI Enforcement	\$33,500.00	\$9,019.62
405d Mid	M5HVE-2017-03-18-00	Webb City Police-DWI Saturation Patrols	\$11,500.00	\$9,941.18
405d Mid	M5HVE-2017-03-19-00	Webster Co Sheriff-DWI Enforcement 2016-	\$12,000.00	\$11,464.20
405d Mid	M5HVE-2017-03-20-00	Platte Co Sheriff-DWI Enf Officer	\$43,562.50	\$39,587.98
405d Mid	M5HVE-2017-03-21-00	Pleasant Hill Police-DWI Wolf Packs /Ckp	\$5,000.00	\$2,903.47
405d Mid	M5HVE-2017-03-22-00	MO Safety Center-Enforcement Drive Sober	\$419,239.12	\$405,273.07
405d Mid	M5HVE-2017-03-23-00	Smithville Police-DWI Enforcement	\$3,541.96	\$3,276.00

Appendix A
Missouri Highway Safety Plan Annual Report Budget
as of December 14, 2017

Program	Project	Description	Obligated Funds	Expended Funds
405d Mid	M5HVE-2017-03-24-00	Smithville Police-Joint Clay/Platte DWI	\$4,976.64	\$757.35
405d Mid	M5HVE-2017-03-25-00	THSD-Statewide DWI 405d	\$38,348.00	\$20,626.93
405d Mid	M5HVE-2017-03-26-00	Scott City Police-SEMO DWI Task Force	\$4,000.00	\$0.00
405d Mid	M5HVE-2017-03-27-00	Scott Co Sheriff-DWI Enforcement	\$4,320.00	\$3,262.50
405d Mid	M5HVE-2017-03-28-00	Scott Co Sheriff-DWI Task Force	\$5,000.00	\$1,747.50
405d Mid	M5HVE-2017-03-29-00	St Genevieve Co Sheriff-Impaired Driving	\$11,500.00	\$10,416.94
405d Mid	M5HVE-2017-03-30-00	Thayer Police-DWI Saturation Patrol	\$2,556.80	\$2,449.32
405d Mid	M5HVE-2017-03-31-00	West Plains Police-Sobriety Checkpoints	\$3,000.00	\$2,508.53
405d Mid	M5HVE-2017-03-32-00	Willow Springs Police-Sobriety Checkpoint	\$2,500.00	\$0.00
405d Mid	M5HVE-2017-03-33-00	Howell Co Sheriff-DWI Enforcement	\$5,000.00	\$5,000.00
405d Mid	M5HVE-2017-03-34-00	Jackson Police-DWI Enf /DWI Task Force	\$10,600.00	\$2,976.63
405d Mid	M5HVE-2017-03-35-00	Kennett Police-DWI Enforcement	\$11,000.00	\$10,975.52
405d Mid	M5HVE-2017-03-36-00	Kennett Police-Kennet PD /Task Force Ckp	\$9,030.00	\$8,974.64
405d Mid	M5HVE-2017-03-37-00	Cape Girardeau Co Shrf-DWI Enf/SEMO DWI	\$15,400.00	\$5,445.47
405d Mid	M5HVE-2017-03-38-00	Cape Girardeau Police-DWI Enforcement	\$7,700.00	\$5,578.33
405d Mid	M5HVE-2017-03-39-00	Cape Girardeau Police-Sobriety Ckpoint	\$9,100.00	\$8,887.09
405d Mid	M5HVE-2017-03-40-00	Charleston Pub Safety-SEMO DWI Task Forc	\$1,100.00	\$629.80
405d Mid	M5HVE-2017-03-41-00	Dexter Police-Sobriety Ckpoint Operation	\$10,087.80	\$10,076.64
405d Mid	M5HVE-2017-03-42-00	Dexter Police-DWI Enforcement	\$6,000.00	\$5,994.04
405d Mid	M5HVE-2017-03-43-00	Doniphan Police-In Car & Officer Worn Ca	\$2,500.00	\$0.00
405d Mid	M5HVE-2017-03-44-00	Hayti Police-DWI Enforcement 2016-17	\$5,000.00	\$4,480.00
405d Mid	M5HVE-2017-03-45-00	Madison Co Sheriff-Sobriety Checkpoint	\$5,330.00	\$662.50
405d Mid	M5HVE-2017-03-46-00	Madison Co Sheriff-DWI Saturation Projec	\$5,770.00	\$5,350.00
405d Mid	M5HVE-2017-03-47-00	MSHP-DWI Tracking System (DWITS)	\$6,200.00	\$2,050.12
405d Mid	M5HVE-2017-03-48-00	Mtn View Police-DWI Checkpoints	\$2,100.00	\$1,065.10
405d Mid	M5HVE-2017-03-49-00	THSD-405d Impaired Driving Media	\$0.00	\$0.00
405d Mid		405d Mid HVE Total	\$1,702,021.48	\$1,405,363.70
405d Mid	M5IDC-2017-03-01-00	THSD-Alcohol Coordination	\$80,000.00	\$74,491.68
405d Mid	M5IDC-2017-03-02-00	THSD-Youth Alcohol Program Coordination	\$88,000.00	\$81,150.38
405d Mid		405d Mid ID Coordinator Total	\$168,000.00	\$155,642.06
405d Mid	M5CS-2017-03-01-00	DOR-Attorney & Legal Assistant	\$124,536.21	\$111,284.16
405d Mid	M5CS-2017-03-02-00	MOPS-Traffic Safety Resource Prosecutor	\$294,684.09	\$259,450.92
405d Mid	M5CS-2017-03-03-00	OSCA-DWI Court Project	\$80,001.50	\$74,103.49
405d Mid	M5CS-2017-03-04-00	THSD-DWI Court Project	\$131,609.66	\$92,034.06
405d Mid		405d Mid Court Support Total	\$630,831.46	\$536,872.63
405d Mid	M5PEM-2017-03-01-00	THSD-405d Impaired Driving Media	\$342,500.00	\$341,299.55
405d Mid		405d Mid Paid/Earned Media Total	\$342,500.00	\$341,299.55
405d Mid	M5TR-2017-03-01-00	MO Police Chiefs Assoc-DITEP 2017	\$44,580.50	\$0.00
405d Mid	M5TR-2017-03-02-00	MO South St U-Alcohol Training for LE Of	\$54,600.00	\$51,600.00
405d Mid	M5TR-2017-03-03-00	MSHP-BAC/DRE/ARIDE/SFST	\$132,941.76	\$84,449.59
405d Mid	M5TR-2017-03-04-00	Safe & Sober-Drug Impaired	\$30,269.88	\$30,144.88
405d Mid		405d Mid Training Total	\$262,392.14	\$166,194.47
405d Mid	M5OT-2017-03-01-00	THSD-Impaired Driving Program Activities	\$30,000.00	\$19,570.34
405d Mid	M5OT-2017-03-02-00	DOR-DOR & Law Enforcement Training	\$25,594.00	\$20,000.33
405d Mid	M5OT-2017-03-03-00	REJIS-Drug Recognition Expert System	\$41,938.12	\$22,292.50
405d Mid	M5OT-2017-03-04-00	MO Safety Center-Impaired Driving Counte	\$744,357.70	\$743,030.57
405d Mid		405d Mid Other Based on Problem ID Total	\$841,889.82	\$804,893.74
405d Mid	M5X-2017-03-00-00	THSD-Statewide 405d Impaired Driving Mid	\$26,756.12	\$0.00
405d Mid		405d Impaired Driving Mid Total	\$26,756.12	\$0.00
MAP 21 405d Impaired Driving Mid Total			\$3,974,391.02	\$3,410,266.15

Appendix A
Missouri Highway Safety Plan Annual Report Budget
as of December 14, 2017

Program	Project	Description	Obligated Funds	Expended Funds
405f	M9MA-2017-12-01-00	THSD-Motorcycle Safety Initiatives	\$181,756.82	\$181,756.82
405f		405f Motorcyclist Awareness Total	\$181,756.82	\$181,756.82
405f	M9X-2017-12-00-00	THSD-Statewide 405f Motorcycle Program	\$0.00	\$0.00
405f		405f Motorcycle Programs Total	\$0.00	\$0.00
MAP 21 405f Motorcycle Programs Total			\$181,756.82	\$181,756.82
FAST Act 402	PA-2017-02-01-00	THSD-Planning & Administration	\$18,401.90	\$18,116.79
FAST Act 402		Planning and Administration Total	\$18,401.90	\$18,116.79
FAST Act 402	EM-2017-02-01-00	UofMO Curators-Safety Training for Em Re	\$1,500.00	\$1,500.00
FAST Act 402		Emergency Medical Services Total	\$1,500.00	\$1,500.00
FAST Act 402	MC-2017-12-01-00	KC Bd of Pol Comm-Police Motorcycle Inst	\$13,800.00	\$13,800.00
FAST Act 402		Motorcycle Safety Total	\$13,800.00	\$13,800.00
FAST Act 402	OP-2017-05-01-00	MO Safety Center-Statewide Seat Belt Sur	\$152,219.39	\$128,150.89
FAST Act 402	OP-2017-05-02-00	MO Safety Center-Enforcement CIOT	\$197,497.81	\$115,110.57
FAST Act 402	OP-2017-05-03-00	Jefferson Co Sheriff-Occupant Protection	\$19,325.20	\$3,602.99
FAST Act 402	OP-2017-05-04-00	Kirkwood Police-Buckle Up, Save A Life,	\$8,129.78	\$5,247.63
FAST Act 402	OP-2017-05-05-00	Lake St Louis Police-Occupant Protection	\$55.17	\$0.00
FAST Act 402	OP-2017-05-07-00	Moline Acres Police-Safety Enforcement	\$1,146.58	\$0.00
FAST Act 402	OP-2017-05-08-00	Olivette Police-Occupant Protection Init	\$95.75	\$0.00
FAST Act 402	OP-2017-05-09-00	Pevely Police-Occupant Protection Enforc	\$2,257.76	\$1,222.50
FAST Act 402	OP-2017-05-10-00	St Charles City Police-Occupant Protecti	\$176.08	\$176.08
FAST Act 402	OP-2017-05-11-00	St Louis Co Police-Occup Protect Enforce	\$41,220.33	\$35,246.12
FAST Act 402	OP-2017-05-12-00	MO Safety Center-Enforcement Youth Seat	\$31,445.99	\$3,503.16
FAST Act 402	OP-2017-05-13-00	Webster Groves Police-Occupant Protectio	\$1,819.32	\$1,807.80
FAST Act 402	OP-2017-05-14-00	Wentzville Police-Click It or Ticket	\$2,981.40	\$814.20
FAST Act 402	OP-2017-05-15-00	Independence Police-Occupant Protection	\$17,713.26	\$17,713.26
FAST Act 402	OP-2017-05-16-00	KC Bd of Police Comm-Occupant Protection	\$34,304.75	\$32,483.85
FAST Act 402	OP-2017-05-17-00	Eureka Police-Occupant Protection	\$84.28	\$0.00
FAST Act 402	OP-2017-05-18-00	Florissant Police-Occupant Protection	\$2,988.24	\$878.22
FAST Act 402	OP-2017-05-19-00	Adair Co Sheriff-CIOT Zero Deaths	\$2,192.77	\$2,192.77
FAST Act 402		Occupant Protection Total	\$515,653.86	\$348,150.04
FAST Act 402	PS-2017-02-01-00	Trailnet-Share Our Streets Safely	\$2,701.81	\$441.08
FAST Act 402		Pedestrian/Bicycle Safety Total	\$2,701.81	\$441.08
FAST Act 402	PT-2017-02-00-00	THSD-Statewide PTS	\$0.00	\$0.00
FAST Act 402	PT-2017-02-00-F0	THSD-Statewide PTS-FAST Act	\$1,696,320.51	\$0.00
FAST Act 402	PT-2017-02-01-00	THSD-PTS Program Coordination	\$99,113.60	\$65,951.98
FAST Act 402	PT-2017-02-02-00	THSD-402 Training Survey Assessments	\$48,793.36	\$20,105.98
FAST Act 402	PT-2017-02-04-00	Arnold Police-Aggressive Drivers	\$7,700.21	\$7,183.39
FAST Act 402	PT-2017-02-05-00	THSD-2017 LETSAC	\$21,615.38	\$10,922.85
FAST Act 402	PT-2017-02-07-00	MO Police Chiefs Assoc-LETSAC Conf 2017	\$25,500.00	\$23,841.36
FAST Act 402	PT-2017-02-08-00	Ballwin Police-Hazardous Moving Grant	\$2,570.62	\$1,865.72
FAST Act 402	PT-2017-02-09-00	Byrnes Mill Police-Move Over & Slow Down	\$6,872.00	\$6,046.54
FAST Act 402	PT-2017-02-10-00	Calverton Park Police-HMV Enf, 2 School	\$923.02	\$923.02
FAST Act 402	PT-2017-02-12-00	THSD-Older Driver Program	\$2,500.00	\$0.00
FAST Act 402	PT-2017-02-13-00	Chesterfield Police-HMV Enforcement	\$3,681.15	\$1,885.27
FAST Act 402	PT-2017-02-14-00	Clayton Police-HMV Enforcement	\$4,275.33	\$2,598.17
FAST Act 402	PT-2017-02-15-00	Creve Coeur Police-Speed HMV	\$6,226.09	\$1,222.62
FAST Act 402	PT-2017-02-16-00	Crystal City Police-HMV	\$985.78	\$907.73
FAST Act 402	PT-2017-02-17-00	DeSoto Pub Safety-HMV	\$26.71	\$0.00

Appendix A
Missouri Highway Safety Plan Annual Report Budget
as of December 14, 2017

Program	Project	Description	Obligated Funds	Expended Funds
FAST Act 402	PT-2017-02-18-00	Eureka Police-HMV	\$1,154.16	\$1,148.48
FAST Act 402	PT-2017-02-20-00	Festus Police-Haz Moving OT Enforcement	\$5,924.03	\$5,570.00
FAST Act 402	PT-2017-02-22-00	Florissant Police-HMV	\$9,701.32	\$2,120.86
FAST Act 402	PT-2017-02-23-00	Glendale Police-HMV	\$165.31	\$148.91
FAST Act 402	PT-2017-02-24-00	Hazelwood Police-Hazardous Moving Enforc	\$4,943.19	\$4,911.24
FAST Act 402	PT-2017-02-25-00	Herculaneum Police-HMV	\$805.47	\$802.46
FAST Act 402	PT-2017-02-26-00	Jefferson Co Sheriff-HMV	\$84,545.45	\$40,359.70
FAST Act 402	PT-2017-02-27-00	Kirkwood Police-HMV, Distracted Driving	\$880.34	\$880.34
FAST Act 402	PT-2017-02-28-00	Lake St Louis Police-HMV	\$1,531.67	\$1,477.32
FAST Act 402	PT-2017-02-29-00	Lincoln Co Sheriff-HMV	\$454.93	\$454.93
FAST Act 402	PT-2017-02-30-00	Macon Co Sheriff-Operation Drive Safe	\$3,822.61	\$3,769.53
FAST Act 402	PT-2017-02-31-00	Macon Police-Macon Our Roads Save-HMV16/	\$1,242.40	\$1,178.39
FAST Act 402	PT-2017-02-32-00	Manchester Police-Haz Moving/Occupant Pr	\$2,403.71	\$2,401.78
FAST Act 402	PT-2017-02-33-00	Maryland Heights Police-Interstate Speed	\$3,853.82	\$3,619.40
FAST Act 402	PT-2017-02-34-00	Monroe Co Sheriff-HMV Enforcement	\$2,000.00	\$193.53
FAST Act 402	PT-2017-02-35-00	O'Fallon Police-Speeding/Red Light Enf,	\$10,007.49	\$10,007.49
FAST Act 402	PT-2017-02-36-00	Olivette Police-HMV Enforcement	\$1,934.95	\$1,925.71
FAST Act 402	PT-2017-02-37-00	Overland Police-Hazardous & Speeding	\$5,411.97	\$1,299.88
FAST Act 402	PT-2017-02-38-00	Pevely Police-HMV Enforcement	\$5,106.84	\$4,822.38
FAST Act 402	PT-2017-02-39-00	Richmond Heights Police-HMV Enforcement	\$1,086.43	\$1,070.86
FAST Act 402	PT-2017-02-40-00	Shrewsbury Police-HMV and Speeders	\$27.38	\$0.00
FAST Act 402	PT-2017-02-41-00	St Ann Police-Speed Enforcement	\$5,691.01	\$2,633.06
FAST Act 402	PT-2017-02-42-00	St Charles City Police-HMV	\$1,989.86	\$1,850.22
FAST Act 402	PT-2017-02-43-00	St Charles Co Police-HMV	\$6,830.13	\$4,626.18
FAST Act 402	PT-2017-02-44-00	St Clair Police-Speed Enforcement	\$4,090.52	\$3,218.28
FAST Act 402	PT-2017-02-45-00	St John Police-HMV	\$7,820.33	\$6,107.41
FAST Act 402	PT-2017-02-46-00	St Louis Co Police-Highway Safety Unit	\$124,193.15	\$107,865.53
FAST Act 402	PT-2017-02-47-00	St Louis Metro Police-Haz Violation/Spee	\$56,562.66	\$29,847.43
FAST Act 402	PT-2017-02-48-00	St Peters Police-Hazardous Moving	\$437.78	\$437.78
FAST Act 402	PT-2017-02-49-00	Town & Country Police-HMV Initiative	\$5,340.87	\$5,326.34
FAST Act 402	PT-2017-02-51-00	Union Police-HMV Enforcement	\$2,666.02	\$2,334.59
FAST Act 402	PT-2017-02-52-00	Webster Groves Police-HMV 2017	\$2,941.92	\$2,929.77
FAST Act 402	PT-2017-02-53-00	Wentzville Police-HMV	\$4,132.16	\$2,236.56
FAST Act 402	PT-2017-02-54-00	Belton Police-Hazardous Moving Grant	\$2,679.75	\$1,947.69
FAST Act 402	PT-2017-02-55-00	Blue Springs Police-Hazardous Moving	\$11,577.60	\$10,027.58
FAST Act 402	PT-2017-02-56-00	Buchanan Co Sheriff-HMV, 17	\$8,217.84	\$7,308.58
FAST Act 402	PT-2017-02-57-00	Cameron Police-Operation Safe Travels	\$978.56	\$463.62
FAST Act 402	PT-2017-02-58-00	Cass Co Sheriff-HMV	\$2,233.18	\$2,186.14
FAST Act 402	PT-2017-02-59-00	Chillicothe Police-HMV Enforcement	\$955.02	\$912.55
FAST Act 402	PT-2017-02-60-00	Clay Co Sheriff-HMV Enforcement	\$285.40	\$273.02
FAST Act 402	PT-2017-02-61-00	Excelsior Springs Police-HMV Enforcement	\$306.40	\$306.40
FAST Act 402	PT-2017-02-62-00	Gladstone Pub Safety-HMV	\$5,808.44	\$4,061.27
FAST Act 402	PT-2017-02-63-00	Grain Valley Police-HMV Enforcement	\$854.18	\$678.82
FAST Act 402	PT-2017-02-64-00	Grandview Police-HMV	\$8,856.61	\$1,902.58
FAST Act 402	PT-2017-02-65-00	Harrisville Police-Speeding	\$139.20	\$139.20
FAST Act 402	PT-2017-02-66-00	Henry Co Sheriff-HMV Enforcement	\$4,393.91	\$4,377.59
FAST Act 402	PT-2017-02-67-00	Independence Police-HMV	\$84,714.11	\$84,714.11
FAST Act 402	PT-2017-02-68-00	Jackson Co Sheriff-HMV & LETSAC Training	\$13,303.31	\$7,608.64
FAST Act 402	PT-2017-02-69-00	KC Bd of Police Comm-HMV	\$53,206.59	\$41,789.12
FAST Act 402	PT-2017-02-70-00	Kearney Police-Remove Aggressive Drivers	\$930.22	\$619.40

Appendix A
Missouri Highway Safety Plan Annual Report Budget
as of December 14, 2017

Program	Project	Description	Obligated Funds	Expended Funds
FAST Act 402	PT-2017-02-71-00	Lee's Summit Police-HMV	\$2,528.93	\$2,528.93
FAST Act 402	PT-2017-02-72-00	Liberty Police-HMV	\$4,346.59	\$4,012.35
FAST Act 402	PT-2017-02-73-00	Marshall Police-HMV Enforcement	\$2,209.99	\$1,892.09
FAST Act 402	PT-2017-02-74-00	Pettis Co Sheriff-Aggressive Driving	\$3,548.28	\$2,650.51
FAST Act 402	PT-2017-02-75-00	Platte Co Sheriff-Traffic Safety Officer	\$12,030.72	\$6,318.15
FAST Act 402	PT-2017-02-76-00	Platte Co Sheriff-Hazardous Moving Enfor	\$8,502.02	\$7,091.48
FAST Act 402	PT-2017-02-77-00	Pleasant Hill Police-HMV	\$2,807.62	\$0.00
FAST Act 402	PT-2017-02-78-00	Raymore Police-HMV Enforcement	\$1,766.72	\$1,723.19
FAST Act 402	PT-2017-02-79-00	Raytown Police-Hazardous Moving 2017	\$1,126.70	\$361.14
FAST Act 402	PT-2017-02-80-00	Richmond Police-HMV Enforcement	\$1,035.41	\$213.60
FAST Act 402	PT-2017-02-81-00	Riverside Police-HMV Enforcement	\$1,818.44	\$1,185.76
FAST Act 402	PT-2017-02-82-00	Sedalia Police-Hazardous Moving 2017	\$2,654.32	\$1,786.14
FAST Act 402	PT-2017-02-83-00	Smithville Police-HMV Enforcement	\$2,230.25	\$1,198.62
FAST Act 402	PT-2017-02-84-00	St Joseph Police-HMV Enforcement	\$114.00	\$0.00
FAST Act 402	PT-2017-02-85-00	MO Southern St Univ-Law Enf Training	\$9,000.00	\$9,000.00
FAST Act 402	PT-2017-02-86-00	MSHP-Skill Development	\$660.41	\$655.41
FAST Act 402	PT-2017-02-87-00	MSHP-Radar/EVOC/Instr Dev/Equip Material	\$34,827.00	\$9,878.57
FAST Act 402	PT-2017-02-88-00	Scott City Police-HMV Enf 2017	\$2,660.30	\$0.00
FAST Act 402	PT-2017-02-89-00	Scott Co Sheriff-HMV Enforcement	\$1,108.00	\$1,018.00
FAST Act 402	PT-2017-02-90-00	Wayne Co Sheriff-HMV Enforcement	\$2,191.87	\$1,260.02
FAST Act 402	PT-2017-02-91-00	West Plains Police-HMV 2017	\$538.13	\$243.09
FAST Act 402	PT-2017-02-92-00	Willow Springs Police-HMV	\$1,500.00	\$0.00
FAST Act 402	PT-2017-02-93-00	Howell Co Sheriff-HMV	\$4,086.07	\$4,046.09
FAST Act 402	PT-2017-02-94-00	Jackson Police-HMV Project	\$18.09	\$0.00
FAST Act 402	PT-2017-02-95-00	Kennett Police-HMV Enforcement	\$866.62	\$229.35
FAST Act 402	PT-2017-02-96-00	Butler Co Sheriff-HMV 2016-17	\$3,326.00	\$0.00
FAST Act 402	PT-2017-02-97-00	Cape Girardeau Police-HMV Enforcement	\$4,712.48	\$4,447.96
FAST Act 402	PT-2017-02-98-00	Essex Police-Safer Roads for Essex	\$1,061.05	\$0.00
FAST Act 402	PT-2017-02-99-00	Farmington Police-HMV	\$4,500.00	\$4,498.65
FAST Act 402	PT-2017-02-A0-00	Madison Co Sheriff-Operation Safe Travel	\$3,750.00	\$3,750.00
FAST Act 402	PT-2017-02-A2-00	Mountain View Police-HMV Violations	\$1,023.40	\$967.26
FAST Act 402	PT-2017-02-A3-00	MSHP-Hazardous Moving Operations	\$136,497.76	\$113,960.09
FAST Act 402	PT-2017-02-A5-00	MO Safety Center-Driver Imprv Program	\$19,093.47	\$14,444.50
FAST Act 402	PT-2017-02-A6-00	Livingston Co Sheriff-HMV Project	\$1,528.68	\$374.66
FAST Act 402	PT-2017-02-A9-00	Hollister Police-HMV Enforcement	\$865.56	\$0.00
FAST Act 402	PT-2017-02-B0-00	Greene Co Sheriff-HMV	\$13,509.29	\$13,499.29
FAST Act 402	PT-2017-02-B1-00	Potosi Police-HMV	\$1,749.82	\$1,714.08
FAST Act 402	PT-2017-02-B2-00	Osage Beach Police-Hazardous Moving Enf	\$3,607.94	\$3,558.99
FAST Act 402	PT-2017-02-B3-00	Republic Police-Safety Is Our 1st Priori	\$1,894.60	\$365.16
FAST Act 402	PT-2017-02-B4-00	Phelps Co Sheriff-Hazardous Moving Enfor	\$1,616.51	\$993.78
FAST Act 402	PT-2017-02-B5-00	Rolla Police-HMV/Occupant Protection	\$160.80	\$0.00
FAST Act 402	PT-2017-02-B7-00	St Clair Co Sheriff-Traffic Enforcement	\$3,000.00	\$2,295.86
FAST Act 402	PT-2017-02-B8-00	Springfield Police-HMV	\$8,042.94	\$8,042.94
FAST Act 402	PT-2017-02-C0-00	Stone Co Sheriff-HMV	\$2,884.65	\$1,895.91
FAST Act 402	PT-2017-02-C1-00	Jasper Co Sheriff-HMV	\$6,176.41	\$1,141.55
FAST Act 402	PT-2017-02-C2-00	Jefferson City Police-HMV Enforcement	\$6,846.16	\$5,035.01
FAST Act 402	PT-2017-02-C3-00	Joplin Police-HMV Overtime	\$4,733.61	\$2,451.30
FAST Act 402	PT-2017-02-C4-00	Christian Co Sheriff-Enforcing HMV	\$2,568.00	\$1,077.71
FAST Act 402	PT-2017-02-C5-00	Branson Police-HMV Enforcement	\$889.14	\$810.15
FAST Act 402	PT-2017-02-C6-00	Boone Co Sheriff-HMV Slowdown	\$11,789.49	\$5,845.57

Appendix A
Missouri Highway Safety Plan Annual Report Budget
as of December 14, 2017

Program	Project	Description	Obligated Funds	Expended Funds
FAST Act 402	PT-2017-02-C7-00	Bolivar Police-HMV Enforcement	\$4,303.75	\$3,533.06
FAST Act 402	PT-2017-02-C8-00	Franklin Co Sheriff-HMV	\$11,480.76	\$5,996.58
FAST Act 402	PT-2017-02-C9-00	Cole Co Sheriff-HMV Enforcement	\$5,831.10	\$350.00
FAST Act 402	PT-2017-02-D0-00	Brentwood Police-Citizen Traffic Safety	\$4,500.00	\$0.00
FAST Act 402	PT-2017-02-D1-00	Greene Co Sheriff-HMV Unit	\$8,027.54	\$7,381.64
FAST Act 402	PT-2017-02-D2-00	Newton Co Sheriff-Hazardous Moving	\$2,376.88	\$1,556.62
FAST Act 402	PT-2017-02-D3-00	Washington Police-HMV Enforcement	\$2,918.89	\$1,595.26
FAST Act 402	PT-2017-02-D4-00	Waynesville Police-Slow the Roll	\$457.89	\$283.63
FAST Act 402	PT-2017-02-D5-00	Neosho Police-HMV	\$2,121.01	\$2,121.00
FAST Act 402	PT-2017-02-D6-00	Camden Co Sheriff-HMV	\$1,499.86	\$1,499.61
FAST Act 402	PT-2017-02-D7-00	Seneca Police-HMV Enforcement	\$1,500.00	\$521.00
FAST Act 402	PT-2017-02-D8-00	Camdenton Police-Overtime Enforcement	\$451.20	\$151.20
FAST Act 402	PT-2017-02-D9-00	Callaway Co Sheriff-Callaway Co Sheriff'	\$4,821.29	\$4,184.11
FAST Act 402	PT-2017-02-E0-00	Webb City Police-HMV Patrols	\$2,711.00	\$1,930.77
FAST Act 402	PT-2017-02-E2-00	Nevada Police-HMV Enforcement	\$3,083.88	\$1,391.35
FAST Act 402	PT-2017-02-E3-00	St Robert Police-HMV Enforcement	\$2,597.01	\$586.91
FAST Act 402	PT-2017-02-E4-00	Nixa Police-HMV	\$2,222.47	\$2,220.40
FAST Act 402	PT-2017-02-E5-00	Ozark Police-HMV Enforcement	\$1,577.79	\$1,507.39
FAST Act 402	PT-2017-02-E6-00	Lawrence Co Sheriff-HMV Enforcement	\$2,232.68	\$921.20
FAST Act 402	PT-2017-02-E7-00	Webster Co Sheriff-HMV Enforcement	\$2,352.54	\$1,668.59
FAST Act 402	PT-2017-02-E8-00	Lake Winnebago Police-HMV	\$13.22	\$0.00
FAST Act 402	PT-2017-02-E9-00	MO Safety Center-2017 OP LEL Services Co	\$26,284.78	\$21,953.98
FAST Act 402		Police Traffic Services Total	\$2,939,613.74	\$880,164.49
FAST Act 402	AI-2017-04-01-00	MO Safety Center-Crash Investigation Tra	\$33,751.22	\$22,233.83
FAST Act 402	AI-2017-04-03-00	MSHP-Accident Investigation	\$31,747.10	\$7,297.40
FAST Act 402	AI-2017-04-04-00	KC Bd of Police-Adv Crash Investigation	\$15,000.00	\$9,490.67
FAST Act 402		Accident Investigation Total	\$80,498.32	\$39,021.90
FAST Act 402	CP-2017-09-01-00	THSD-Tween Safety	\$30,000.00	\$9,492.30
FAST Act 402	CP-2017-09-02-00	THSD-Teen Driving Programs	\$4,738.94	\$126.18
FAST Act 402	CP-2017-09-03-00	Cape Girardeau Safe Comm-TRACTION	\$122,172.52	\$103,327.87
FAST Act 402	CP-2017-09-04-00	Mercy Hospital-Occupant Protection/Injur	\$20,572.59	\$18,846.81
FAST Act 402	CP-2017-09-05-00	Univ of MO Curators-ThinkFirst MO	\$83,563.06	\$83,357.54
FAST Act 402	CP-2017-09-06-00	THSD-Youth & CPS Training	\$98,298.38	\$23,877.84
FAST Act 402		Community Traffic Safety Project Total	\$359,345.49	\$239,028.54
FAST Act 402	DE-2017-02-01-00	MO Police Chiefs Assoc-Law Enf Driving T	\$23,310.00	\$0.00
FAST Act 402	DE-2017-02-02-00	MO Sheriffs Assoc-Law Enf Driver Trainin	\$9,600.00	\$0.00
FAST Act 402	DE-2017-02-03-00	Univ of MO Curators-Mobile Age Comp Educ	\$30,013.53	\$7,279.10
FAST Act 402		Driver Education Total	\$62,923.53	\$7,279.10
FAST Act 402	DL-2017-02-01-00	Wash Univ-R&D Standard Tr Sign NamingTes	\$79,425.62	\$73,023.09
FAST Act 402	DL-2017-02-02-00	Wash Univ-R&D ID & Edu of Older Drivers	\$27,009.05	\$22,514.26
FAST Act 402	DL-2017-02-03-00	Wash Univ-R&D Older Drvr Fitness Assessm	\$26,356.07	\$21,711.85
FAST Act 402		Driver Licensing Total	\$132,790.74	\$117,249.20
FAST Act 402	RH-2017-02-01-00	MO Operation Lifesaver-MO Operation Life	\$15,169.73	\$10,993.07
FAST Act 402		Railroad/Highway Crossings Total	\$15,169.73	\$10,993.07
FAST Act 402	RS-2017-11-01-00	THSD-TEAP	\$4,951.47	\$0.00
FAST Act 402	RS-2017-11-02-00	Univ of MO Curators-Traffic Safety & Blu	\$25,134.66	\$0.00
FAST Act 402		Roadway Safety Total	\$30,086.13	\$0.00

Appendix A
Missouri Highway Safety Plan Annual Report Budget
as of December 14, 2017

Program	Project	Description	Obligated Funds	Expended Funds
FAST Act 402	SA-2017-09-01-00	Cape Girardeau Safe Comm-Safe Communitie	\$51,717.86	\$15,205.55
FAST Act 402	SA-2017-09-02-00	St Joseph Safety & Health-Traffic Safety	\$17,560.93	\$10,776.45
FAST Act 402	SA-2017-09-03-00	Safety Council of St Louis-Defensive Dri	\$12,903.48	\$12,749.48
FAST Act 402		Safe Communities Total	\$82,182.27	\$38,731.48
FAST Act 402	SE-2017-02-01-00	MSHP-Speed Enforcement	\$28,224.18	\$24,971.68
FAST Act 402		Speed Enforcement Total	\$28,224.18	\$24,971.68
FAST Act 402	CR-2017-05-01-00	THSD-CPS Program Activities	\$27,651.73	\$160.89
FAST Act 402	CR-2017-05-02-00	C MO Foster Care&Adopt-Car Seat & Safety	\$9,197.74	\$1,515.03
FAST Act 402	CR-2017-05-03-00	MO Safety Center-Enforcement CPS Week	\$65,920.02	\$42,455.53
FAST Act 402	CR-2017-05-04-00	MO Safety Center-Survey CPS	\$17,580.50	\$8,166.55
FAST Act 402	CR-2017-05-05-00	THSD-Car Seat Distribution Program	\$107.37	\$0.00
FAST Act 402		Child Restraint Total	\$120,457.36	\$52,298.00
FAST Act 402	PM-2017-02-01-00	THSD-Youth Seat Belt Enforcement Campaig	\$13,416.79	\$0.00
FAST Act 402	PM-2017-02-02-00	THSD-Work Zone Awareness	\$43,186.62	\$43,184.38
FAST Act 402	PM-2017-02-03-00	THSD-PI Creative Services & Paid Media	\$6,345.70	\$6,345.70
FAST Act 402	PM-2017-02-04-00	THSD-Bike, Ped & Distracted Drv PI&E	\$69,146.15	\$15,508.16
FAST Act 402	PM-2017-02-05-00	THSD-Watch for Motorcycle Awareness	\$20,804.03	\$20,804.03
FAST Act 402		Paid Advertising Total	\$152,899.29	\$85,842.27
FAST Act 402	TSP-2017-14-01-00	THSD-It Only Takes One/TRACTION Awards	\$8,672.50	\$5,330.73
FAST Act 402		Teen Safety Program Total	\$8,672.50	\$5,330.73
FAST Act NHTSA 402 Total			\$4,564,920.85	\$1,882,918.37

FAST Act 405b Low	M2X-2017-05-00-F0	THSD-Statewide 405b OP Low-FAST Act	\$0.00	\$0.00
FAST Act 405b Low		405b OP Low Total	\$0.00	\$0.00
FAST Act 405b OP Low Total			\$0.00	\$0.00

FAST Act 405c	M3DA-2017-04-00-F0	THSD- Statewide 405c Data Program-FAST A	\$0.00	\$0.00
FAST Act 405c		405c Data Program Total	\$0.00	\$0.00
FAST Act 405c Data Program Total			\$0.00	\$0.00

FAST Act 405d Mid	M5X-2017-03-00-F0	THSD-Statewide 405d Impaired Driving Mid	\$605,906.65	\$0.00
FAST Act 405d Mid		405d Impaired Driving Mid Total	\$605,906.65	\$0.00
FAST Act 405d Impaired Driving Mid Total			\$605,906.65	\$0.00

FAST Act 405f	M9MA-2017-12-01-00	THSD-Motorcycle Safety Initiatives	\$5,243.18	\$5,243.18
FAST Act 405f		405f Motorcyclist Awareness Total	\$5,243.18	\$5,243.18
FAST Act 405f	M9X-2017-12-00-F0	THSD-Statewide 405f Motorcycle Program-F	\$0.00	\$0.00
FAST Act 405f		405f Motorcycle Programs Total	\$0.00	\$0.00
FAST Act 405f Motorcycle Programs Total			\$5,243.18	\$5,243.18

NHTSA Total			\$23,007,378.70	\$14,661,662.16
--------------------	--	--	------------------------	------------------------

FY17 Projects Not Implemented

Program	Project	Description	Obligated Funds	Expended Funds	Reason for Unexpended Funds
154	154AL-2017-AL-13-00	Carthage Police-DWI Sobriety Checkpoint	\$3,125.00	\$0.00	HB4 removed HS ability to fund checkpoints before subrecipient started
154	154AL-2017-AL-55-00	Eureka Police-Sobriety Checkpoint	\$7,500.00	\$0.00	HB4 removed HS ability to fund checkpoints before subrecipient started
154	154AL-2017-AL-83-00	Overland Police-Youth Alcohol	\$1,680.00	\$0.00	The agency was short handed throughout the grant cycle and was unable to complete this contract.
154	154AL-2017-AL-88-00	St Ann Police-Sobriety Checkpoint	\$14,000.00	\$0.00	HB4 removed HS ability to fund checkpoints before subrecipient started: They also tried to make a change in the project director which did not work out too well.
154	154AL-2017-AL-95-00	St Charles Co Police-Youth Alcohol	\$10,000.00	\$0.00	This project is handled by the detective division instead of traffic. Apparently due to manpower problems and number of cases, this project did not get completed.
154	154AL-2017-AL-A1-00	Seneca Police-Zero Tolerance	\$1,500.00	\$0.00	Per officer Pugh, funds were not used due to him having cancer, and two officers quitting. Also had major flooding that used up resources.
154	154AL-2017-AL-A9-00	St Louis Metro Police-Sobriety Ckpoint	\$20,000.00	\$0.00	HB4 removed HS ability to fund checkpoints before subrecipient started
154	154AL-2017-AL-B2-00	Sullivan Police-Franklin Co DWI Task For	\$3,000.00	\$0.00	The agency was not able to reconcile a possible problem with Workers Compensation insurance
154	154AL-2017-AL-B5-00	Union Police-Franklin Co Impaired Drivin	\$3,000.00	\$0.00	The agency was not able to reconcile a possible problem with Workers Compensation insurance
154	154AL-2017-AL-B6-00	Velda City Police-Safer Roads	\$3,000.00	\$0.00	HB4 removed HS ability to fund checkpoints before subrecipient started
154	154AL-2017-AL-C1-00	Woodson Terrace Police-DWI Wolfpack Enf	\$2,500.00	\$0.00	The project director left the department which resulted in no follow up by the agency to complete the project.
154	154AL-2017-AL-D1-00	Clay Co Sheriff-Sobriety Ckpt / Task For	\$4,000.00	\$0.00	HB4 removed HS ability to fund checkpoints before subrecipient started, agency also had a saturation contract
154	154AL-2017-AL-E8-00	Marshall Police-Sobriety Checkpoint	\$0.00	\$0.00	Agency requested void contract on 7/10/17 due to lack of staffing for saturation patrol
154	154AL-2017-AL-G4-00	Christian Co Sheriff-Sobriety Checkpoint	\$6,500.00	\$0.00	HB4 removed HS ability to fund checkpoints before subrecipient started: New project director had a tough time learning and understanding the importance of vouchering.
405b Low	M2HVE-2017-05-04-00	Brentwood Police-Max Prim Seat Belt Ordi	\$2,500.00	\$0.00	The agency was not able to get officers to work the overtime for the project and did not apply again this cycle
405b Low	M2CSS-2017-05-01-00	THSD-MAP 21 Child Safety Seat Distributi	\$42,700.00	\$0.00	CPS Coordinator position was vacant last two months of grant year,
405c	M3DA-2017-04-17-00	MO DHSS-EMS NEMSIS 3 Transition	\$32,565.00	\$0.00	Contract not approved by subrecipient
405d Mid	M5HVE-2017-03-26-00	Scott City Police-SEMO DWI Task Force	\$4,000.00	\$0.00	HB4 removed HS ability to fund checkpoints before subrecipient started. They also lost their project director to another department resulting in a long delay in getting someone back in charge.
405d Mid	M5HVE-2017-03-32-00	Willow Springs Police-Sobriety Checkpoin	\$2,500.00	\$0.00	The police chief who was in charge of the project was removed from office and the new replacement struggled in trying to find time to look at the project.
405d Mid	M5HVE-2017-03-43-00	Doniphan Police-In Car & Officer Worn Ca	\$2,500.00	\$0.00	The agency experienced a major flood resulting in a loss of all paperwork. They were unable to recover any of the overtime records to be able to submit the information.
405d Mid	M5TR-2017-03-01-00	MO Police Chiefs Assoc-DITEP 2017	\$44,580.50	\$0.00	Staffing issues and waiting on curriculum update from NHTSA/IACP

"FAST Act 402" Projects listed below -402 projects were created and funded as MAP 21 402 projects until all authorized MAP 21 402 Program funds were reimbursed. The same projects were then created for FAST Act Program 402 reimbursements. Projects with a * were implemented and had expenditures out of MAP-21; only the amount that was migrated to FAST Act funds was unexpended.

FAST Act 402	OP-2017-05-05-00	Lake St Louis Police-Occupant Protection	\$55.17	\$0.00	*
FAST Act 402	OP-2017-05-07-00	Moline Acres Police-Safety Enforcement	\$1,146.58	\$0.00	*
FAST Act 402	OP-2017-05-08-00	Olivette Police-Occupant Protection Init	\$95.75	\$0.00	*
FAST Act 402	OP-2017-05-17-00	Eureka Police-Occupant Protection	\$84.28	\$0.00	*
FAST Act 402	PT-2017-02-17-00	DeSoto Pub Safety-HMV	\$26.71	\$0.00	*
FAST Act 402	PT-2017-02-40-00	Shrewsbury Police-HMV and Speeders	\$27.38	\$0.00	*
FAST Act 402	PT-2017-02-77-00	Pleasant Hill Police-HMV	\$2,807.62	\$0.00	*
FAST Act 402	PT-2017-02-84-00	St Joseph Police-HMV Enforcement	\$114.00	\$0.00	*
FAST Act 402	PT-2017-02-88-00	Scott City Police-HMV Enf 2017	\$2,660.30	\$0.00	*
FAST Act 402	PT-2017-02-92-00	Willow Springs Police-HMV	\$1,500.00	\$0.00	*
FAST Act 402	PT-2017-02-94-00	Jackson Police-HMV Project	\$18.09	\$0.00	*
FAST Act 402	PT-2017-02-96-00	Butler Co Sheriff-HMV 2016-17	\$3,326.00	\$0.00	*
FAST Act 402	PT-2017-02-98-00	Essex Police-Safer Roads for Essex	\$1,061.05	\$0.00	*
FAST Act 402	PT-2017-02-A9-00	Hollister Police-HMV Enforcement	\$865.56	\$0.00	*

Missouri Highway Safety Plan Annual Report Budget
as of December 1, 2017

Program	Project	Description	Obligated Funds	Expended Funds	Reason for Unexpended Funds
FAST Act 402	PT-2017-02-B5-00	Rolla Police-HMV/Occupant Protection	\$160.80	\$0.00	*
FAST Act 402	PT-2017-02-C4-00	Christian Co Sheriff-Enforcing HMV	\$2,568.00	\$0.00	*
FAST Act 402	PT-2017-02-D0-00	Brentwood Police-Citizen Traffic Safety	\$4,500.00	\$0.00	Agency unable to get officers to work grant
FAST Act 402	PT-2017-02-E8-00	Lake Winnebago Police-HMV	\$13.22	\$0.00	*
FAST Act 402	DE-2017-02-01-00	MO Police Chiefs Assoc-Law Enf Driving T	\$23,310.00	\$0.00	*
FAST Act 402	DE-2017-02-02-00	MO Sheriffs Assoc-Law Enf Driver Trainin	\$9,600.00	\$0.00	Training was not conducted during the grant cycle

**APPENDIX B
SUBRECIPIENT CRASH STATISTICAL HISTORY**

Agency	Crash Type	Oct. 1, 2013 to Sept. 30, 2016	3 Year Average	Oct. 1, 2016 to Sept. 30, 2017	Oct. 1, 2013 to Sept. 30, 2016	3 Year Average	Oct. 1, 2016 to Sept. 30, 2017	Oct. 1, 2013 to Sept. 30, 2016	3 Year Average	Oct. 1, 2016 to Sept. 30, 2017
		Fatal Crashes	Fatal Crashes	Fatal Crashes	Serious Injury Crashes	Serious Injury Crashes	Serious Injury Crashes	Total Crashes	Total Crashes	Total Crashes
Adair County Sheriff's Dept.	Alcohol/Drug Involved	0	0.00	0	5	1.67	0	18	6.00	7
Adair County Sheriff's Dept.	Speed - Exceeded Limit	0	0.00	0	1	0.33	0	3	1.00	0
Adair County Sheriff's Dept.	Hazardous Moving Violations	1	0.33	1	6	2.00	1	118	39.33	36
Arnold Police Dept.	Alcohol/Drug Involved	1	0.33	0	2	0.67	1	66	22.00	30
Arnold Police Dept.	Speed - Exceeded Limit	1	0.33	1	1	0.33	3	28	9.33	17
Arnold Police Dept.	Hazardous Moving Violations	2	0.67	2	6	1.33	4	471	157.00	238
Ballwin Police Dept.	Alcohol/Drug Involved	0	0.00	0	3	1.00	1	48	16.00	17
Ballwin Police Dept.	Speed - Exceeded Limit	1	0.33	0	1	0.33	2	18	6.00	7
Ballwin Police Dept.	Hazardous Moving Violations	1	0.33	0	3	1.00	4	346	115.33	108
Barry County Sheriff's Dept.	Alcohol/Drug Involved	11	3.67	1	21	7.00	5	153	51.00	48
Barry County Sheriff's Dept.	Speed - Exceeded Limit	4	1.33	1	4	1.33	2	33	11.00	9
Barry County Sheriff's Dept.	Hazardous Moving Violations	10	3.33	1	37	12.33	17	429	143.00	123
Belton Police Dept.	Alcohol/Drug Involved	0	0.00	0	0	0.00	1	43	14.33	24
Belton Police Dept.	Speed - Exceeded Limit	0	0.00	0	2	0.67	1	25	8.33	13
Belton Police Dept.	Hazardous Moving Violations	0	0.00	0	7	1.33	4	778	259.33	313
Benton County Sheriff's Dept.	Alcohol/Drug Involved	5	1.67	0	7	2.33	7	48	16.00	17
Benton County Sheriff's Dept.	Speed - Exceeded Limit	1	0.33	0	0	0.00	1	6	2.00	2
Benton County Sheriff's Dept.	Hazardous Moving Violations	4	1.33	0	14	4.67	4	254	84.67	65
Billings Police Dept.	Alcohol/Drug Involved	0	0.00	0	0	0.00	0	8	2.67	0
Billings Police Dept.	Speed - Exceeded Limit	0	0.00	0	0	0.00	0	3	1.00	0
Billings Police Dept.	Hazardous Moving Violations	0	0.00	0	0	0.00	0	15	5.00	7
Bluesprings Police Dept.	Alcohol/Drug Involved	3	1.00	0	15	5.00	7	170	56.67	54
Bluesprings Police Dept.	Speed - Exceeded Limit	2	0.67	2	13	4.33	1	89	29.67	31
Bluesprings Police Dept.	Hazardous Moving Violations	3	1.00	2	41	13.67	10	1129	376.33	417
Bolivar Police Dept.	Alcohol/Drug Involved	0	0.00	0	2	0.67	0	21	7.00	7
Bolivar Police Dept.	Speed - Exceeded Limit	0	0.00	0	0	0.00	0	8	2.67	2
Bolivar Police Dept.	Hazardous Moving Violations	0	0.00	0	2	0.67	0	138	46.00	49
Boone County Sheriff's	Alcohol/Drug Involved	4	1.33	4	17	5.67	6	147	49.00	44
Boone County Sheriff's	Speed - Exceeded Limit	3	1.00	1	5	1.67	7	81	27.00	20
Boone County Sheriff's	Hazardous Moving Violations	9	3.00	2	28	9.33	15	826	275.33	215
Branson Police Dept.	Alcohol/Drug Involved	0	0.00	1	7	2.33	4	88	29.33	25
Branson Police Dept.	Speed - Exceeded Limit	1	0.33	1	3	1.00	3	39	13.00	15
Branson Police Dept.	Hazardous Moving Violations	1	0.33	2	5	2.00	6	629	209.67	280
Brentwood Police Dept.	Alcohol/Drug Involved	0	0.00	0	0	0.00	0	18	6.00	4
Brentwood Police Dept.	Speed - Exceeded Limit	1	0.33	0	1	0.33	0	14	4.67	7
Brentwood Police Dept.	Hazardous Moving Violations	1	0.33	0	1	0.33	0	184	61.33	64
Buchanan County Sheriff's Dept.	Alcohol/Drug Involved	3	1.00	1	8	2.67	0	61	20.33	11
Buchanan County Sheriff's Dept.	Speed - Exceeded Limit	0	0.00	1	0	0.00	3	37	12.33	8
Buchanan County Sheriff's Dept.	Hazardous Moving Violations	4	1.33	1	16	5.33	6	358	119.33	78
Butler County Sheriff's Dept.	Alcohol/Drug Involved	5	1.67	3	11	3.67	0	116	38.67	30
Butler County Sheriff's Dept.	Speed - Exceeded Limit	0	0.00	0	3	1.00	0	11	3.67	3
Butler County Sheriff's Dept.	Hazardous Moving Violations	6	2.00	5	23	7.67	1	480	160.00	175
Byrnes Mill Police Dept.	Alcohol/Drug Involved	1	0.33	1	0	0.00	1	2	0.67	9
Byrnes Mill Police Dept.	Speed - Exceeded Limit	1	0.33	0	0	0.00	0	2	0.67	3
Byrnes Mill Police Dept.	Hazardous Moving Violations	1	0.33	0	0	0.33	1	15	5.00	15
Callaway County Sheriff's Dept.	Alcohol/Drug Involved	6	2.00	2	8	2.67	2	104	34.67	30
Callaway County Sheriff's Dept.	Speed - Exceeded Limit	1	0.33	3	4	1.33	3	20	6.67	16

		Oct. 1, 2013 to Sept. 30, 2016	3 Year Average	Oct. 1, 2016 to Sept. 30, 2017	Oct. 1, 2013 to Sept. 30, 2016	3 Year Average	Oct. 1, 2016 to Sept. 30, 2017	Oct. 1, 2013 to Sept. 30, 2016	3 Year Average	Oct. 1, 2016 to Sept. 30, 2017
Agency	Crash Type	Fatal Crashes	Fatal Crashes	Fatal Crashes	Serious Injury Crashes	Serious Injury Crashes	Serious Injury Crashes	Total Crashes	Total Crashes	Total Crashes
Callaway County Sheriff's Dept.	Hazardous Moving Violations	9	3.00	4	36	12.00	5	696	232.00	190
Calverton Park Police Dept.	Alcohol/Drug Involved	0	0.00	0	0	0.00	0	3	1.00	1
Calverton Park Police Dept.	Speed - Exceeded Limit	0	0.00	0	0	0.00	0	0	0.00	0
Calverton Park Police Dept.	Hazardous Moving Violations	0	0.00	0	0	0.00	0	9	3.00	5
Camden County Sheriff's	Alcohol/Drug Involved	9	3.00	2	31	10.33	9	159	53.00	47
Camden County Sheriff's	Speed - Exceeded Limit	2	0.67	0	3	1.00	1	33	11.00	5
Camden County Sheriff's	Hazardous Moving Violations	12	4.00	5	37	12.33	14	466	155.33	158
Camdenton Police Dept.	Alcohol/Drug Involved	2	0.67	1	1	0.33	0	15	5.00	4
Camdenton Police Dept.	Speed - Exceeded Limit	1	0.33	0	1	0.33	0	8	2.67	0
Camdenton Police Dept.	Hazardous Moving Violations	2	0.67	0	1	0.33	0	110	36.67	32
Cameron Police Dept.	Alcohol/Drug Involved	0	0.00	0	0	0.00	1	10	3.33	5
Cameron Police Dept.	Speed - Exceeded Limit	0	0.00	0	0	0.00	1	14	4.67	5
Cameron Police Dept.	Hazardous Moving Violations	0	0.00	1	0	0.00	1	152	50.67	57
Cape Girardeau County Sheriff's Dept.	Alcohol/Drug Involved	5	1.67	0	14	4.67	7	89	29.67	29
Cape Girardeau County Sheriff's Dept.	Speed - Exceeded Limit	1	0.33	0	1	0.33	0	6	2.00	4
Cape Girardeau County Sheriff's Dept.	Hazardous Moving Violations	1	0.33	1	22	7.33	4	433	144.33	92
Cape Girardeau Police	Alcohol/Drug Involved	2	0.67	0	2	0.67	1	89	29.67	55
Cape Girardeau Police	Speed - Exceeded Limit	0	0.00	1	2	0.67	0	32	10.67	13
Cape Girardeau Police	Hazardous Moving Violations	2	0.67	1	14	4.67	3	2050	683.33	702
Cartersville Police Dept.	Alcohol/Drug Involved	0	0.00	0	0	0.00	0	2	0.67	1
Cartersville Police Dept.	Speed - Exceeded Limit	0	0.00	0	0	0.00	0	3	1.00	0
Cartersville Police Dept.	Hazardous Moving Violations	0	0.00	0	1	0.33	0	28	9.33	3
Carthage Police Dept.	Alcohol/Drug Involved	0	0.00	0	4	1.33	2	42	14.00	14
Carthage Police Dept.	Speed - Exceeded Limit	1	0.33	0	3	1.00	0	14	4.67	2
Carthage Police Dept.	Hazardous Moving Violations	1	0.33	0	4	1.33	0	138	46.00	37
Cass County Sheriff's Dept.	Alcohol/Drug Involved	6	2.00	1	10	3.33	6	99	33.00	27
Cass County Sheriff's Dept.	Speed - Exceeded Limit	1	0.33	1	4	1.33	1	80	26.67	11
Cass County Sheriff's Dept.	Hazardous Moving Violations	4	1.33	2	20	6.67	5	599	199.67	130
Charleston Dept. of Public Safety	Alcohol/Drug Involved	0	0.00	0	0	0.00	0	3	1.00	0
Charleston Dept. of Public Safety	Speed - Exceeded Limit	0	0.00	0	0	0.00	0	2	0.67	2
Charleston Dept. of Public Safety	Hazardous Moving Violations	0	0.00	0	0	0.00	0	12	4.00	8
Chesterfield Police Dept.	Alcohol/Drug Involved	0	0.00	0	3	1.00	7	114	38.00	49
Chesterfield Police Dept.	Speed - Exceeded Limit	0	0.00	0	1	0.33	2	52	17.33	16
Chesterfield Police Dept.	Hazardous Moving Violations	0	0.00	0	10	3.33	13	1530	510.00	437
Chillicothe Police Dept.	Alcohol/Drug Involved	0	0.00	0	1	0.33	0	11	3.67	4
Chillicothe Police Dept.	Speed - Exceeded Limit	0	0.00	0	1	0.33	0	5	1.67	2
Chillicothe Police Dept.	Hazardous Moving Violations	0	0.00	0	2	0.67	1	129	43.00	40
Christian County Sheriff's Dept.	Alcohol/Drug Involved	2	0.67	2	17	5.67	4	110	36.67	40
Christian County Sheriff's Dept.	Speed - Exceeded Limit	2	0.67	4	9	3.00	1	43	14.33	13
Christian County Sheriff's Dept.	Hazardous Moving Violations	8	2.67	6	55	18.33	10	675	225.00	254
Clark County Sheriff's Dept.	Alcohol/Drug Involved	2	0.67	0	3	1.00	0	24	8.00	4
Clark County Sheriff's Dept.	Speed - Exceeded Limit	0	0.00	1	1	0.33	1	2	0.67	3
Clark County Sheriff's Dept.	Hazardous Moving Violations	0	0.00	1	11	3.67	2	95	31.67	20
Clay County Sheriff's Dept.	Alcohol/Drug Involved	1	0.33	2	3	1.00	1	78	26.00	18
Clay County Sheriff's Dept.	Speed - Exceeded Limit	0	0.00	1	3	1.00	2	56	18.67	23
Clay County Sheriff's Dept.	Hazardous Moving Violations	4	1.33	4	16	5.33	9	275	91.67	90
Clayton Police Dept.	Alcohol/Drug Involved	0	0.00	0	2	0.67	0	35	11.67	14

Agency	Crash Type	Oct. 1, 2013 to Sept. 30, 2016	3 Year Average	Oct. 1, 2016 to Sept. 30, 2017	Oct. 1, 2013 to Sept. 30, 2016	3 Year Average	Oct. 1, 2016 to Sept. 30, 2017	Oct. 1, 2013 to Sept. 30, 2016	3 Year Average	Oct. 1, 2016 to Sept. 30, 2017
		Fatal Crashes	Fatal Crashes	Fatal Crashes	Serious Injury Crashes	Serious Injury Crashes	Serious Injury Crashes	Total Crashes	Total Crashes	Total Crashes
Clayton Police Dept.	Speed - Exceeded Limit	0	0.00	0	2	0.67	0	17	5.67	2
Clayton Police Dept.	Hazardous Moving Violations	0	0.00	0	4	1.33	1	517	172.33	144
Cole County Sheriff's Dept.	Alcohol/Drug Involved	4	1.33	1	10	3.33	2	82	27.33	23
Cole County Sheriff's Dept.	Speed - Exceeded Limit	1	0.33	0	2	0.67	1	19	6.33	3
Cole County Sheriff's Dept.	Hazardous Moving Violations	5	1.67	2	13	4.33	4	312	104.00	85
Columbia Police Dept.	Alcohol/Drug Involved	9	3.00	2	20	6.67	6	345	115.00	71
Columbia Police Dept.	Speed - Exceeded Limit	7	2.33	6	11	3.67	3	140	46.67	45
Columbia Police Dept.	Hazardous Moving Violations	9	3.00	6	38	12.67	14	1197	399.00	307
Cottleville Police Dept.	Alcohol/Drug Involved	0	0.00	0	1	0.33	1	16	5.33	8
Cottleville Police Dept.	Speed - Exceeded Limit	0	0.00	0	0	0.00	0	9	3.00	2
Cottleville Police Dept.	Hazardous Moving Violations	0	0.00	0	0	0.00	1	189	63.00	56
Creve Coeur Police Dept.	Alcohol/Drug Involved	0	0.00	1	2	0.67	0	78	26.00	21
Creve Coeur Police Dept.	Speed - Exceeded Limit	1	0.33	1	1	0.33	0	13	4.33	10
Creve Coeur Police Dept.	Hazardous Moving Violations	1	0.33	1	8	2.67	5	1022	340.67	392
Crocker Police Dept.	Alcohol/Drug Involved	0	0.00	0	0	0.00	0	3	1.00	0
Crocker Police Dept.	Speed - Exceeded Limit	0	0.00	0	0	0.00	0	2	0.67	0
Crocker Police Dept.	Hazardous Moving Violations	0	0.00	0	0	0.00	0	5	1.67	0
Crystal City Police Dept.	Alcohol/Drug Involved	1	0.33	0	1	0.33	1	16	5.33	3
Crystal City Police Dept.	Speed - Exceeded Limit	1	0.33	0	0	0.00	1	6	2.00	4
Crystal City Police Dept.	Hazardous Moving Violations	1	0.33	1	0	0.00	1	75	25.00	23
DeSoto Dept. of Public Safety	Alcohol/Drug Involved	0	0.00	0	0	0.00	0	0	0.00	0
DeSoto Dept. of Public Safety	Speed - Exceeded Limit	0	0.00	0	0	0.00	0	0	0.00	0
DeSoto Dept. of Public Safety	Hazardous Moving Violations	0	0.00	0	0	0.00	0	0	0.00	0
Dexter Police Dept.	Alcohol/Drug Involved	0	0.00	1	0	0.00	0	13	4.33	8
Dexter Police Dept.	Speed - Exceeded Limit	0	0.00	0	0	0.00	0	10	3.33	4
Dexter Police Dept.	Hazardous Moving Violations	0	0.00	0	1	0.33	0	144	48.00	63
Doniphan Police Dept.	Alcohol/Drug Involved	0	0.00	0	0	0.00	0	5	1.67	2
Doniphan Police Dept.	Speed - Exceeded Limit	0	0.00	0	0	0.00	0	4	1.33	1
Doniphan Police Dept.	Hazardous Moving Violations	0	0.00	0	1	0.33	0	36	12.00	3
Ellisville Police Dept.	Alcohol/Drug Involved	0	0.00	0	2	0.67	0	23	7.67	9
Ellisville Police Dept.	Speed - Exceeded Limit	0	0.00	0	3	1.00	0	13	4.33	2
Ellisville Police Dept.	Hazardous Moving Violations	0	0.00	0	4	1.33	0	349	116.33	135
Essex Police Dept.	Alcohol/Drug Involved	0	0.00	0	0	0.00	0	1	0.33	0
Essex Police Dept.	Speed - Exceeded Limit	0	0.00	0	0	0.00	0	1	0.33	0
Essex Police Dept.	Hazardous Moving Violations	0	0.00	0	0	0.00	0	2	0.67	0
Eureka Police Dept.	Alcohol/Drug Involved	0	0.00	0	2	0.67	1	23	7.67	10
Eureka Police Dept.	Speed - Exceeded Limit	0	0.00	0	0	0.00	0	6	2.00	5
Eureka Police Dept.	Hazardous Moving Violations	0	0.00	0	4	1.33	0	214	71.33	72
Excelsior Springs Police Dept.	Alcohol/Drug Involved	0	0.00	0	2	0.67	1	47	15.67	7
Excelsior Springs Police Dept.	Speed - Exceeded Limit	0	0.00	0	1	0.33	3	38	12.67	5
Excelsior Springs Police Dept.	Hazardous Moving Violations	0	0.00	0	2	0.67	3	222	74.00	27
Farmington Police Dept.	Alcohol/Drug Involved	1	0.33	0	1	0.33	0	35	11.67	2
Farmington Police Dept.	Speed - Exceeded Limit	0	0.00	0	1	0.33	0	11	3.67	1
Farmington Police Dept.	Hazardous Moving Violations	0	0.00	0	4	1.33	1	326	108.67	27
Festus Police Dept.	Alcohol/Drug Involved	1	0.33	0	4	1.33	1	48	16.00	8
Festus Police Dept.	Speed - Exceeded Limit	0	0.00	0	1	1.33	0	19	6.33	4
Festus Police Dept.	Hazardous Moving Violations	2	0.67	3	7	2.33	1	305	101.67	74

Agency	Crash Type	Oct. 1, 2013 to Sept. 30, 2016	3 Year Average	Oct. 1, 2016 to Sept. 30, 2017	Oct. 1, 2013 to Sept. 30, 2016	3 Year Average	Oct. 1, 2016 to Sept. 30, 2017	Oct. 1, 2013 to Sept. 30, 2016	3 Year Average	Oct. 1, 2016 to Sept. 30, 2017
		Fatal Crashes	Fatal Crashes	Fatal Crashes	Serious Injury Crashes	Serious Injury Crashes	Serious Injury Crashes	Total Crashes	Total Crashes	Total Crashes
Florissant Police Dept.	Alcohol/Drug Involved	1	0.33	1	7	2.33	2	161	53.67	54
Florissant Police Dept.	Speed - Exceeded Limit	3	1.00	2	6	2.00	4	112	37.33	56
Florissant Police Dept.	Hazardous Moving Violations	3	1.00	2	8	2.67	4	1333	444.33	405
Franklin County Sheriff's	Alcohol/Drug Involved	20	6.67	5	33	11.00	6	264	88.00	69
Franklin County Sheriff's	Speed - Exceeded Limit	4	1.33	0	5	1.67	2	31	10.33	12
Franklin County Sheriff's	Hazardous Moving Violations	21	7.00	1	74	24.67	19	1086	362.00	397
Fredericktown Police Dept.	Alcohol/Drug Involved	0	0.00	0	0	0.00	0	0	0.00	0
Fredericktown Police Dept.	Speed - Exceeded Limit	0	0.00	0	0	0.00	0	0	0.00	0
Fredericktown Police Dept.	Hazardous Moving Violations	0	0.00	0	0	0.00	0	0	0.00	12
Gladstone Dept. of Public Safety	Alcohol/Drug Involved	0	0.00	0	7	2.33	2	76	25.33	28
Gladstone Dept. of Public Safety	Speed - Exceeded Limit	2	0.67	0	2	0.67	0	25	8.33	11
Gladstone Dept. of Public Safety	Hazardous Moving Violations	2	0.67	0	13	4.33	2	636	212.00	181
Glendale Police Dept.	Alcohol/Drug Involved	0	0.00	0	1	0.33	0	6	2.00	0
Glendale Police Dept.	Speed - Exceeded Limit	0	0.00	0	0	0.00	0	2	0.67	1
Glendale Police Dept.	Hazardous Moving Violations	0	0.00	0	0	0.00	0	50	16.67	6
Grain Valley Police Dept.	Alcohol/Drug Involved	0	0.00	0	5	1.67	0	35	11.67	16
Grain Valley Police Dept.	Speed - Exceeded Limit	0	0.00	0	6	2.00	0	16	5.33	5
Grain Valley Police Dept.	Hazardous Moving Violations	0	0.00	0	6	2.00	0	127	42.33	31
Grandview Police Dept.	Alcohol/Drug Involved	0	0.00	0	4	1.33	1	84	28.00	31
Grandview Police Dept.	Speed - Exceeded Limit	1	0.33	0	5	1.67	0	47	15.67	30
Grandview Police Dept.	Hazardous Moving Violations	3	1.00	0	12	4.00	4	424	141.33	177
Greene County Sheriff's	Alcohol/Drug Involved	8	2.67	7	26	8.67	10	203	67.67	77
Greene County Sheriff's	Speed - Exceeded Limit	5	1.67	2	8	2.67	4	50	16.67	22
Greene County Sheriff's	Hazardous Moving Violations	17	5.67	7	83	27.67	21	1000	333.33	306
Harrisonville Police Dept.	Alcohol/Drug Involved	0	0.00	0	2	0.67	2	26	8.67	6
Harrisonville Police Dept.	Speed - Exceeded Limit	0	0.00	0	0	0.00	0	9	3.00	1
Harrisonville Police Dept.	Hazardous Moving Violations	0	0.00	0	1	0.33	1	224	74.67	25
Hayti Police Dept.	Alcohol/Drug Involved	0	0.00	0	1	0.33	1	12	4.00	4
Hayti Police Dept.	Speed - Exceeded Limit	0	0.00	0	0	0.00	0	2	0.67	0
Hayti Police Dept.	Hazardous Moving Violations	0	0.00	0	0	0.00	0	47	15.67	14
Hazelwood Police Dept.	Alcohol/Drug Involved	0	0.00	0	5	1.67	3	44	14.67	18
Hazelwood Police Dept.	Speed - Exceeded Limit	2	0.67	0	2	0.67	0	69	23.00	25
Hazelwood Police Dept.	Hazardous Moving Violations	2	0.67	0	10	3.33	3	1137	379.00	309
Henry County Sheriff's	Alcohol/Drug Involved	1	0.33	2	10	3.33	1	36	12.00	21
Henry County Sheriff's	Speed - Exceeded Limit	0	0.00	0	0	0.00	1	10	3.33	2
Henry County Sheriff's	Hazardous Moving Violations	3	1.00	1	14	4.67	1	191	63.67	47
Herculaneum Police Dept.	Alcohol/Drug Involved	0	0.00	1	2	0.67	1	10	3.33	8
Herculaneum Police Dept.	Speed - Exceeded Limit	1	0.33	1	0	0.00	0	4	1.33	2
Herculaneum Police Dept.	Hazardous Moving Violations	1	0.33	1	3	1.00	0	124	41.33	36
Highway Safety and Traffic Division										
Hollister Police Dept.	Alcohol/Drug Involved	0	0.00	0	0	0.00	0	7	2.33	3
Hollister Police Dept.	Speed - Exceeded Limit	0	0.00	0	1	0.33	1	15	5.00	2
Hollister Police Dept.	Hazardous Moving Violations	1	0.33	0	1	0.33	2	155	51.67	45
Howell County Sheriff's Dept.	Alcohol/Drug Involved	6	2.00	0	11	3.67	2	92	30.67	30
Howell County Sheriff's Dept.	Speed - Exceeded Limit	4	1.33	1	4	1.33	0	31	10.33	4
Howell County Sheriff's Dept.	Hazardous Moving Violations	8	2.67	2	35	11.67	9	385	128.33	124
Independence Police Dept.	Alcohol/Drug Involved	9	3.00	5	50	16.67	11	442	147.33	152

Agency	Crash Type	Oct. 1, 2013 to Sept. 30, 2016	3 Year Average	Oct. 1, 2016 to Sept. 30, 2017	Oct. 1, 2013 to Sept. 30, 2016	3 Year Average	Oct. 1, 2016 to Sept. 30, 2017	Oct. 1, 2013 to Sept. 30, 2016	3 Year Average	Oct. 1, 2016 to Sept. 30, 2017
		Fatal Crashes	Fatal Crashes	Fatal Crashes	Serious Injury Crashes	Serious Injury Crashes	Serious Injury Crashes	Total Crashes	Total Crashes	Total Crashes
Independence Police Dept.	Speed - Exceeded Limit	9	3.00	4	50	16.67	10	321	107.00	101
Independence Police Dept.	Hazardous Moving Violations	10	3.33	6	187	62.33	48	2750	916.67	787
Jackson County Sheriff's	Alcohol/Drug Involved	4	1.33	1	8	2.67	1	62	20.67	14
Jackson County Sheriff's	Speed - Exceeded Limit	2	0.67	3	4	1.33	0	60	20.00	12
Jackson County Sheriff's	Hazardous Moving Violations	4	1.33	4	13	4.33	3	252	84.00	73
Jackson Police Dept.	Alcohol/Drug Involved	2	0.67	0	3	1.00	1	43	14.33	20
Jackson Police Dept.	Speed - Exceeded Limit	0	0.00	0	0	0.00	0	6	2.00	3
Jackson Police Dept.	Hazardous Moving Violations	1	0.33	0	3	1.00	1	506	168.67	142
Jasper County Sheriff's	Alcohol/Drug Involved	6	2.00	0	11	3.67	6	147	49.00	53
Jasper County Sheriff's	Speed - Exceeded Limit	5	1.67	0	2	0.67	0	31	10.33	8
Jasper County Sheriff's	Hazardous Moving Violations	8	2.67	1	25	8.33	6	527	175.67	152
Jefferson City Police Dept.	Alcohol/Drug Involved	1	0.33	0	13	4.33	4	151	50.33	48
Jefferson City Police Dept.	Speed - Exceeded Limit	0	0.00	0	1	0.33	1	39	13.00	13
Jefferson City Police Dept.	Hazardous Moving Violations	1	0.33	1	15	5.00	4	1201	400.33	314
Jefferson County Sheriff's	Alcohol/Drug Involved	29	9.67	9	57	19.00	13	497	165.67	142
Jefferson County Sheriff's	Speed - Exceeded Limit	8	2.67	2	18	6.00	7	158	52.67	50
Jefferson County Sheriff's	Hazardous Moving Violations	31	10.33	4	113	37.67	23	1800	600.00	551
Joplin Police Dept.	Alcohol/Drug Involved	1	0.33	2	11	3.67	1	146	48.67	56
Joplin Police Dept.	Speed - Exceeded Limit	4	1.33	0	3	1.00	4	58	19.33	33
Joplin Police Dept.	Hazardous Moving Violations	5	1.67	0	12	4.00	10	1226	408.67	402
Kansas City MO Board of Police Cor	Alcohol/Drug Involved	29	9.67	6	75	25.00	19	1348	449.33	176
Kansas City MO Board of Police Cor	Speed - Exceeded Limit	30	10.00	12	74	24.67	22	1382	460.67	188
Kansas City MO Board of Police Cor	Hazardous Moving Violations	69	23.00	39	239	79.67	65	11936	3978.67	1517
Kearney Police Dept.	Alcohol/Drug Involved	1	0.33	0	0	0.00	0	20	6.67	7
Kearney Police Dept.	Speed - Exceeded Limit	0	0.00	0	0	0.00	0	12	4.00	1
Kearney Police Dept.	Hazardous Moving Violations	0	0.00	0	1	0.33	0	160	53.33	38
Kennett Police Dept.	Alcohol/Drug Involved	0	0.00	1	0	0.00	1	32	10.67	8
Kennett Police Dept.	Speed - Exceeded Limit	0	0.00	0	1	0.33	0	5	1.67	1
Kennett Police Dept.	Hazardous Moving Violations	0	0.00	0	3	1.00	0	111	37.00	9
Kirkwood Police Dept.	Alcohol/Drug Involved	0	0.00	0	5	1.67	0	63	21.00	20
Kirkwood Police Dept.	Speed - Exceeded Limit	0	0.00	0	1	0.33	1	16	5.33	11
Kirkwood Police Dept.	Hazardous Moving Violations	0	0.00	0	8	2.67	5	588	196.00	241
Lake St Louis Police Dept.	Alcohol/Drug Involved	0	0.00	0	0	0.00	0	0	0.00	0
Lake St Louis Police Dept.	Speed - Exceeded Limit	0	0.00	0	0	0.00	0	0	0.00	0
Lake St Louis Police Dept.	Hazardous Moving Violations	0	0.00	0	0	0.00	0	0	0.00	0
Lake Winnebago Police Dept.	Alcohol/Drug Involved	0	0.00	0	0	0.00	0	0	0.00	0
Lake Winnebago Police Dept.	Speed - Exceeded Limit	0	0.00	0	0	0.00	0	0	0.00	0
Lake Winnebago Police Dept.	Hazardous Moving Violations	0	0.00	0	0	0.00	0	0	0.00	0
Lamar Police Dept.	Alcohol/Drug Involved	0	0.00	0	0	0.00	0	4	1.33	2
Lamar Police Dept.	Speed - Exceeded Limit	0	0.00	0	0	0.00	0	2	0.67	1
Lamar Police Dept.	Hazardous Moving Violations	0	0.00	0	1	0.33	0	32	10.67	7
Lawrence County Sheriff's	Alcohol/Drug Involved	3	1.00	1	14	4.67	4	99	33.00	39
Lawrence County Sheriff's	Speed - Exceeded Limit	1	0.33	0	1	0.33	1	19	6.33	11
Lawrence County Sheriff's	Hazardous Moving Violations	5	1.67	2	25	8.33	10	399	133.00	113
Lebanon Police Dept.	Alcohol/Drug Involved	0	0.00	0	6	2.00	0	50	16.67	5
Lebanon Police Dept.	Speed - Exceeded Limit	0	0.00	0	4	1.33	2	23	7.67	11
Lebanon Police Dept.	Hazardous Moving Violations	1	0.33	0	15	5.00	3	445	148.33	57

Agency	Crash Type	Oct. 1, 2013 to Sept. 30, 2016	3 Year Average	Oct. 1, 2016 to Sept. 30, 2017	Oct. 1, 2013 to Sept. 30, 2016	3 Year Average	Oct. 1, 2016 to Sept. 30, 2017	Oct. 1, 2013 to Sept. 30, 2016	3 Year Average	Oct. 1, 2016 to Sept. 30, 2017
		Fatal Crashes	Fatal Crashes	Fatal Crashes	Serious Injury Crashes	Serious Injury Crashes	Serious Injury Crashes	Total Crashes	Total Crashes	Total Crashes
Lee's Summit Police Dept.	Alcohol/Drug Involved	2	0.67	1	9	3.00	3	167	55.67	26
Lee's Summit Police Dept.	Speed - Exceeded Limit	5	1.67	0	3	1.00	2	92	30.67	7
Lee's Summit Police Dept.	Hazardous Moving Violations	5	1.67	0	17	5.67	11	1986	662.00	306
Liberty Police Dept.	Alcohol/Drug Involved	0	0.00	0	4	1.33	1	103	34.33	29
Liberty Police Dept.	Speed - Exceeded Limit	0	0.00	0	5	1.67	0	34	11.33	8
Liberty Police Dept.	Hazardous Moving Violations	0	0.00	0	23	7.67	3	978	326.00	265
Lincoln County Sheriff's Dept.	Alcohol/Drug Involved	8	2.67	1	22	7.33	10	143	47.67	41
Lincoln County Sheriff's Dept.	Speed - Exceeded Limit	2	0.67	1	7	2.33	1	38	12.67	15
Lincoln County Sheriff's Dept.	Hazardous Moving Violations	12	4.00	3	43	14.33	17	442	147.33	142
Livingston County Sheriff's Dept.	Alcohol/Drug Involved	0	0.00	0	5	1.67	1	25	8.33	9
Livingston County Sheriff's Dept.	Speed - Exceeded Limit	1	0.33	0	2	0.67	0	5	1.67	2
Livingston County Sheriff's Dept.	Hazardous Moving Violations	2	0.67	0	4	1.33	0	94	31.33	32
Macon County Sheriff's Office	Alcohol/Drug Involved	1	0.33	0	6	2.00	3	26	8.67	8
Macon County Sheriff's Office	Speed - Exceeded Limit	0	0.00	0	0	0.00	0	2	0.67	4
Macon County Sheriff's Office	Hazardous Moving Violations	0	0.00	0	12	4.00	8	157	52.33	64
Macon Police Dept.	Alcohol/Drug Involved	0	0.00	0	1	0.33	0	13	4.33	5
Macon Police Dept.	Speed - Exceeded Limit	0	0.00	0	1	0.33	0	8	2.67	2
Macon Police Dept.	Hazardous Moving Violations	0	0.00	0	1	0.33	0	105	35.00	33
Madison County Sheriff's Office	Alcohol/Drug Involved	3	1.00	0	1	0.33	0	29	9.67	8
Madison County Sheriff's Office	Speed - Exceeded Limit	0	0.00	0	0	0.00	0	6	2.00	0
Madison County Sheriff's Office	Hazardous Moving Violations	5	1.67	0	0	0.00	0	128	42.67	57
Manchester Police Dept.	Alcohol/Drug Involved	1	0.33	0	2	0.67	0	36	12.00	15
Manchester Police Dept.	Speed - Exceeded Limit	0	0.00	0	1	0.33	0	19	6.33	6
Manchester Police Dept.	Hazardous Moving Violations	2	0.67	1	6	2.00	0	514	171.33	173
Marshall Police Dept.	Alcohol/Drug Involved	1	0.33	0	0	0.00	0	14	4.67	4
Marshall Police Dept.	Speed - Exceeded Limit	0	0.00	0	1	0.33	0	12	4.00	3
Marshall Police Dept.	Hazardous Moving Violations	0	0.00	0	1	0.33	0	115	38.33	30
Maryland Heights Police Dept.	Alcohol/Drug Involved	1	0.33	0	4	1.33	1	128	42.67	31
Maryland Heights Police Dept.	Speed - Exceeded Limit	2	0.67	1	4	1.33	3	44	14.67	24
Maryland Heights Police Dept.	Hazardous Moving Violations	3	1.00	1	18	6.00	9	1317	439.00	454
Missouri State Highway Patrol		0	0.00	0	0	0.00	0	0	0.00	0
Moberly Police Dept.	Alcohol/Drug Involved	0	0.00	0	2	0.67	0	35	11.67	13
Moberly Police Dept.	Speed - Exceeded Limit	0	0.00	0	2	0.67	0	10	3.33	2
Moberly Police Dept.	Hazardous Moving Violations	0	0.00	0	6	2.00	4	293	97.67	90
Moline Acres Police Dept.	Alcohol/Drug Involved	0	0.00	1	1	0.33	2	4	1.33	4
Moline Acres Police Dept.	Speed - Exceeded Limit	0	0.00	1	2	0.67	0	8	2.67	4
Moline Acres Police Dept.	Hazardous Moving Violations	0	0.00	2	4	1.33	2	79	26.33	32
Monett Police Dept.	Alcohol/Drug Involved	0	0.00	0	1	0.33	1	23	7.67	12
Monett Police Dept.	Speed - Exceeded Limit	0	0.00	0	0	0.00	0	5	1.67	5
Monett Police Dept.	Hazardous Moving Violations	0	0.00	0	2	0.67	1	154	51.33	67
Monroe County Sheriff's Office	Alcohol/Drug Involved	0	0.00	0	1	0.33	1	17	5.67	9
Monroe County Sheriff's Office	Speed - Exceeded Limit	0	0.00	0	0	0.00	0	8	2.67	1
Monroe County Sheriff's Office	Hazardous Moving Violations	2	0.67	0	8	2.67	4	70	23.33	27
Mountain View Police Dept.	Alcohol/Drug Involved	0	0.00	0	1	0.33	0	6	2.00	1
Mountain View Police Dept.	Speed - Exceeded Limit	0	0.00	0	0	0.00	0	5	1.67	0
Mountain View Police Dept.	Hazardous Moving Violations	0	0.00	0	1	0.33	0	18	6.00	4
Neosho Police Dept.	Alcohol/Drug Involved	0	0.00	0	3	1.00	1	38	12.67	8

Agency	Crash Type	Oct. 1, 2013 to Sept. 30, 2016	3 Year Average	Oct. 1, 2016 to Sept. 30, 2017	Oct. 1, 2013 to Sept. 30, 2016	3 Year Average	Oct. 1, 2016 to Sept. 30, 2017	Oct. 1, 2013 to Sept. 30, 2016	3 Year Average	Oct. 1, 2016 to Sept. 30, 2017
		Fatal Crashes	Fatal Crashes	Fatal Crashes	Serious Injury Crashes	Serious Injury Crashes	Serious Injury Crashes	Total Crashes	Total Crashes	Total Crashes
Neosho Police Dept.	Speed - Exceeded Limit	0	0.00	0	0	0.00	0	5	1.67	2
Neosho Police Dept.	Hazardous Moving Violations	0	0.00	0	7	2.33	1	205	68.33	31
Nevada Police Dept.	Alcohol/Drug Involved	0	0.00	0	3	1.00	1	26	8.67	6
Nevada Police Dept.	Speed - Exceeded Limit	0	0.00	0	4	1.33	0	14	4.67	5
Nevada Police Dept.	Hazardous Moving Violations	0	0.00	0	5	1.67	0	141	47.00	40
Newton County Sheriff's	Alcohol/Drug Involved	11	3.67	2	4	1.33	4	151	50.33	49
Newton County Sheriff's	Speed - Exceeded Limit	5	1.67	1	2	0.67	2	22	7.33	13
Newton County Sheriff's	Hazardous Moving Violations	15	5.00	5	43	14.33	6	560	186.67	163
Nixa Police Dept.	Alcohol/Drug Involved	0	0.00	0	2	0.67	1	33	11.00	15
Nixa Police Dept.	Speed - Exceeded Limit	0	0.00	0	1	0.33	0	12	4.00	7
Nixa Police Dept.	Hazardous Moving Violations	0	0.00	0	6	2.00	2	248	82.67	71
Normandy Police Dept.	Alcohol/Drug Involved	1	0.33	0	4	1.33	2	36	12.00	14
Normandy Police Dept.	Speed - Exceeded Limit	1	0.33	0	3	1.00	0	18	6.00	8
Normandy Police Dept.	Hazardous Moving Violations	1	0.33	0	9	3.00	5	482	160.67	166
Oak Grove Police Dept.	Alcohol/Drug Involved	0	0.00	0	0	0.00	0	17	5.67	2
Oak Grove Police Dept.	Speed - Exceeded Limit	1	0.33	0	0	0.00	0	10	3.33	2
Oak Grove Police Dept.	Hazardous Moving Violations	1	0.33	0	2	0.67	0	94	31.33	25
O'Fallon Police Dept.	Alcohol/Drug Involved	0	0.00	0	0	0.00	0	0	0.00	0
O'Fallon Police Dept.	Speed - Exceeded Limit	0	0.00	0	0	0.00	0	0	0.00	0
O'Fallon Police Dept.	Hazardous Moving Violations	0	0.00	0	0	0.00	0	0	0.00	0
Olivette Police Dept.	Alcohol/Drug Involved	0	0.00	0	0	0.00	0	25	8.33	12
Olivette Police Dept.	Speed - Exceeded Limit	0	0.00	0	0	0.00	0	4	1.33	3
Olivette Police Dept.	Hazardous Moving Violations	0	0.00	0	1	0.33	1	242	80.67	110
Osage Beach Police Dept.	Alcohol/Drug Involved	0	0.00	0	4	1.33	0	33	11.00	12
Osage Beach Police Dept.	Speed - Exceeded Limit	1	0.33	0	2	0.67	0	8	2.67	1
Osage Beach Police Dept.	Hazardous Moving Violations	1	0.33	0	3	1.00	1	219	73.00	58
Overland Police Dept.	Alcohol/Drug Involved	0	0.00	0	3	1.00	3	63	21.00	12
Overland Police Dept.	Speed - Exceeded Limit	0	0.00	0	5	1.67	4	122	40.67	44
Overland Police Dept.	Hazardous Moving Violations	1	0.33	0	11	3.67	4	649	216.33	120
Ozark Police Dept.	Alcohol/Drug Involved	2	0.67	0	3	1.00	0	38	12.67	19
Ozark Police Dept.	Speed - Exceeded Limit	1	0.33	0	2	0.67	2	35	11.67	18
Ozark Police Dept.	Hazardous Moving Violations	1	0.33	0	19	6.33	5	484	161.33	145
Pettis County Sheriff's Office	Alcohol/Drug Involved	0	0.00	0	0	0.00	0	10	3.33	8
Pettis County Sheriff's Office	Speed - Exceeded Limit	0	0.00	0	1	0.33	0	8	2.67	6
Pettis County Sheriff's Office	Hazardous Moving Violations	0	0.00	0	3	1.00	0	72	24.00	9
Pevely Police Dept.	Alcohol/Drug Involved	0	0.00	0	0	0.00	2	17	5.67	13
Pevely Police Dept.	Speed - Exceeded Limit	0	0.00	1	0	0.00	1	7	2.33	4
Pevely Police Dept.	Hazardous Moving Violations	0	0.00	1	3	1.00	3	131	43.67	52
Phelps County Sheriff's Dept.	Alcohol/Drug Involved	7	2.33	2	8	2.67	5	96	32.00	21
Phelps County Sheriff's Dept.	Speed - Exceeded Limit	2	0.67	1	0	0.00	0	23	7.67	5
Phelps County Sheriff's Dept.	Hazardous Moving Violations	8	2.67	2	19	6.33	6	472	157.33	150
Platte City Police Dept.	Alcohol/Drug Involved	0	0.00	0	0	0.00	0	13	4.33	4
Platte City Police Dept.	Speed - Exceeded Limit	0	0.00	0	0	0.00	0	5	1.67	2
Platte City Police Dept.	Hazardous Moving Violations	0	0.00	0	2	0.67	0	85	28.33	23
Platte County Sheriff's	Alcohol/Drug Involved	5	1.67	1	11	3.67	1	98	32.67	41
Platte County Sheriff's	Speed - Exceeded Limit	2	0.67	2	7	2.33	4	39	13.00	31
Platte County Sheriff's	Hazardous Moving Violations	3	1.00	3	23	7.67	10	443	147.67	126

Agency	Crash Type	Oct. 1, 2013 to Sept. 30, 2016	3 Year Average	Oct. 1, 2016 to Sept. 30, 2017	Oct. 1, 2013 to Sept. 30, 2016	3 Year Average	Oct. 1, 2016 to Sept. 30, 2017	Oct. 1, 2013 to Sept. 30, 2016	3 Year Average	Oct. 1, 2016 to Sept. 30, 2017
		Fatal Crashes	Fatal Crashes	Fatal Crashes	Serious Injury Crashes	Serious Injury Crashes	Serious Injury Crashes	Total Crashes	Total Crashes	Total Crashes
Pleasant Hill Police Dept.	Alcohol/Drug Involved	1	0.33	0	2	0.67	0	24	8.00	5
Pleasant Hill Police Dept.	Speed - Exceeded Limit	1	0.33	0	1	0.33	0	18	6.00	0
Pleasant Hill Police Dept.	Hazardous Moving Violations	2	0.67	0	1	0.33	2	101	33.67	28
Potosi Police Dept.	Alcohol/Drug Involved	0	0.00	0	0	0.00	0	4	1.33	1
Potosi Police Dept.	Speed - Exceeded Limit	0	0.00	0	0	0.00	0	4	1.33	3
Potosi Police Dept.	Hazardous Moving Violations	0	0.00	0	0	0.00	1	43	14.33	18
Raymore Police Dept.	Alcohol/Drug Involved	0	0.00	0	0	0.00	0	12	4.00	7
Raymore Police Dept.	Speed - Exceeded Limit	0	0.00	0	2	0.67	0	13	4.33	4
Raymore Police Dept.	Hazardous Moving Violations	0	0.00	0	2	0.67	0	163	54.33	38
Raytown Police Dept.	Alcohol/Drug Involved	1	0.33	0	3	1.00	1	93	31.00	36
Raytown Police Dept.	Speed - Exceeded Limit	1	0.33	0	5	1.67	0	74	24.67	19
Raytown Police Dept.	Hazardous Moving Violations	1	0.33	0	7	2.33	1	392	130.67	122
Republic Police Dept.	Alcohol/Drug Involved	0	0.00	2	3	1.00	1	48	16.00	11
Republic Police Dept.	Speed - Exceeded Limit	0	0.00	0	5	1.67	0	30	10.00	1
Republic Police Dept.	Hazardous Moving Violations	0	0.00	1	6	2.00	0	165	55.00	16
Richmond Heights Police Dept.	Alcohol/Drug Involved	0	0.00	0	2	0.67	0	47	15.67	14
Richmond Heights Police Dept.	Speed - Exceeded Limit	0	0.00	0	0	0.00	0	30	10.00	8
Richmond Heights Police Dept.	Hazardous Moving Violations	0	0.00	0	5	1.67	1	968	322.67	360
Richmond Police Dept.	Alcohol/Drug Involved	0	0.00	0	0	0.00	0	0	0.00	0
Richmond Police Dept.	Speed - Exceeded Limit	0	0.00	0	1	0.33	1	15	5.00	5
Richmond Police Dept.	Hazardous Moving Violations	0	0.00	0	1	0.33	2	72	24.00	20
Riverside Police Dept.	Alcohol/Drug Involved	1	0.33	1	0	0.00	0	19	6.33	6
Riverside Police Dept.	Speed - Exceeded Limit	0	0.00	1	3	1.00	0	21	7.00	5
Riverside Police Dept.	Hazardous Moving Violations	0	0.00	1	5	1.67	0	175	58.33	23
Rogersville Police Dept.	Alcohol/Drug Involved	1	0.33	0	0	0.00	0	8	2.67	4
Rogersville Police Dept.	Speed - Exceeded Limit	0	0.00	0	2	0.67	1	10	3.33	2
Rogersville Police Dept.	Hazardous Moving Violations	0	0.00	0	3	1.00	2	77	25.67	26
Rolla Police Dept.	Alcohol/Drug Involved	0	0.00	1	1	0.33	1	62	20.67	25
Rolla Police Dept.	Speed - Exceeded Limit	1	0.33	1	1	0.33	3	21	7.00	11
Rolla Police Dept.	Hazardous Moving Violations	3	1.00	1	11	3.67	4	736	245.33	224
Scott City Police Dept.	Alcohol/Drug Involved	0	0.00	0	0	0.00	0	10	3.33	2
Scott City Police Dept.	Speed - Exceeded Limit	1	0.33	1	0	0.00	0	4	1.33	1
Scott City Police Dept.	Hazardous Moving Violations	2	0.67	1	1	0.33	0	79	26.33	5
Scott County Sheriff's	Alcohol/Drug Involved	2	0.67	0	12	4.00	0	75	25.00	15
Scott County Sheriff's	Speed - Exceeded Limit	0	0.00	0	0	0.00	0	8	2.67	1
Scott County Sheriff's	Hazardous Moving Violations	1	0.33	1	8	2.67	1	293	97.67	74
Sedalia Police Dept.	Alcohol/Drug Involved	1	0.33	0	3	1.00	1	97	32.33	15
Sedalia Police Dept.	Speed - Exceeded Limit	1	0.33	1	1	0.33	2	30	10.00	10
Sedalia Police Dept.	Hazardous Moving Violations	2	0.67	1	3	1.00	4	662	220.67	56
Seneca Police Dept.	Alcohol/Drug Involved	0	0.00	1	1	0.33	1	4	1.33	3
Seneca Police Dept.	Speed - Exceeded Limit	0	0.00	1	0	0.00	1	2	0.67	2
Seneca Police Dept.	Hazardous Moving Violations	0	0.00	1	1	0.33	2	15	5.00	7
Shrewsbury Police Dept.	Alcohol/Drug Involved	0	0.00	0	1	0.33	0	18	6.00	6
Shrewsbury Police Dept.	Speed - Exceeded Limit	0	0.00	1	2	0.67	0	8	2.67	3
Shrewsbury Police Dept.	Hazardous Moving Violations	0	0.00	1	2	0.67	0	132	44.00	56
Smithville Police Dept.	Alcohol/Drug Involved	1	0.33	0	1	0.33	1	26	8.67	9
Smithville Police Dept.	Speed - Exceeded Limit	0	0.00	1	1	0.33	0	15	5.00	4

Agency	Crash Type	Oct. 1, 2013 to Sept. 30, 2016	3 Year Average	Oct. 1, 2016 to Sept. 30, 2017	Oct. 1, 2013 to Sept. 30, 2016	3 Year Average	Oct. 1, 2016 to Sept. 30, 2017	Oct. 1, 2013 to Sept. 30, 2016	3 Year Average	Oct. 1, 2016 to Sept. 30, 2017
		Fatal Crashes	Fatal Crashes	Fatal Crashes	Serious Injury Crashes	Serious Injury Crashes	Serious Injury Crashes	Total Crashes	Total Crashes	Total Crashes
Smithville Police Dept.	Hazardous Moving Violations	0	0.00	1	7	2.33	4	121	40.33	27
Springfield Police Dept.	Alcohol/Drug Involved	7	2.33	4	33	11.00	17	777	259.00	286
Springfield Police Dept.	Speed - Exceeded Limit	10	3.33	2	22	7.33	15	401	133.67	142
Springfield Police Dept.	Hazardous Moving Violations	11	3.67	2	50	16.67	36	3009	1003.00	932
St. Ann Police Dept.	Alcohol/Drug Involved	0	0.00	0	1	0.33	1	28	9.33	4
St. Ann Police Dept.	Speed - Exceeded Limit	0	0.00	0	3	1.00	2	30	10.00	7
St. Ann Police Dept.	Hazardous Moving Violations	0	0.00	0	3	1.00	2	138	46.00	33
St. Charles City Police	Alcohol/Drug Involved	4	1.33	3	11	3.67	2	321	107.00	51
St. Charles City Police	Speed - Exceeded Limit	1	0.33	0	3	1.00	3	94	31.33	16
St. Charles City Police	Hazardous Moving Violations	5	1.67	0	15	5.00	7	1919	639.67	296
St. Charles County Police Department	Alcohol/Drug Involved	13	4.33	4	15	5.00	4	248	82.67	46
St. Charles County Police Department	Speed - Exceeded Limit	7	2.33	1	19	6.33	3	190	63.33	28
St. Charles County Police Department	Hazardous Moving Violations	11	3.67	5	57	19.00	20	1736	578.67	429
St. Clair County Sheriff's Office	Alcohol/Drug Involved	13	4.33	4	15	5.00	4	248	82.67	46
St. Clair County Sheriff's Office	Speed - Exceeded Limit	7	2.33	1	19	6.33	3	190	63.33	28
St. Clair County Sheriff's Office	Hazardous Moving Violations	11	3.67	5	57	19.00	20	1736	578.67	429
St. Clair Police Dept.	Alcohol/Drug Involved	1	0.33	2	1	0.33	0	24	8.00	4
St. Clair Police Dept.	Speed - Exceeded Limit	0	0.00	0	1	0.33	1	14	4.67	2
St. Clair Police Dept.	Hazardous Moving Violations	1	0.33	0	4	1.33	1	148	49.33	51
St. John Police Dept.	Alcohol/Drug Involved	2	0.67	0	1	0.33	0	45	15.00	21
St. John Police Dept.	Speed - Exceeded Limit	2	0.67	0	2	0.67	0	24	8.00	9
St. John Police Dept.	Hazardous Moving Violations	2	0.67	0	4	1.33	0	211	70.33	49
St. Joseph Police Dept.	Alcohol/Drug Involved	4	1.33	1	21	7.00	6	332	110.67	105
St. Joseph Police Dept.	Speed - Exceeded Limit	6	2.00	0	13	4.33	6	170	56.67	40
St. Joseph Police Dept.	Hazardous Moving Violations	6	2.00	0	82	27.33	22	2167	722.33	632
St. Louis County Police	Alcohol/Drug Involved	14	4.67	4	57	19.00	15	558	186.00	220
St. Louis County Police	Speed - Exceeded Limit	12	4.00	10	41	13.67	18	499	166.33	194
St. Louis County Police	Hazardous Moving Violations	19	6.33	14	129	43.00	44	6658	2219.33	2249
St. Louis Metro Police	Alcohol/Drug Involved	13	4.33	0	24	8.00	7	381	127.00	64
St. Louis Metro Police	Speed - Exceeded Limit	58	19.33	14	82	27.33	43	1728	576.00	266
St. Louis Metro Police	Hazardous Moving Violations	63	21.00	18	150	50.00	72	8272	2757.33	1106
St. Peters Police Dept.	Alcohol/Drug Involved	4	1.33	0	5	1.67	1	207	69.00	37
St. Peters Police Dept.	Speed - Exceeded Limit	0	0.00	0	3	1.00	2	87	29.00	20
St. Peters Police Dept.	Hazardous Moving Violations	1	0.33	1	18	6.00	7	1486	495.33	254
St. Robert Police Dept.	Alcohol/Drug Involved	0	0.00	0	2	0.67	0	39	13.00	8
St. Robert Police Dept.	Speed - Exceeded Limit	0	0.00	1	3	1.00	2	26	8.67	6
St. Robert Police Dept.	Hazardous Moving Violations	0	0.00	1	6	2.00	3	225	75.00	54
Ste. Genevieve County Sheriff's Dep	Alcohol/Drug Involved	4	1.33	2	5	1.67	1	64	21.33	17
Ste. Genevieve County Sheriff's Dep	Speed - Exceeded Limit	2	0.67	0	1	0.33	0	23	7.67	4
Ste. Genevieve County Sheriff's Dep	Hazardous Moving Violations	8	2.67	1	12	4.00	2	276	92.00	63
Stone County Sheriff's	Alcohol/Drug Involved	7	2.33	0	16	5.33	6	117	39.00	33
Stone County Sheriff's	Speed - Exceeded Limit	6	2.00	1	5	1.67	2	31	10.33	12
Stone County Sheriff's	Hazardous Moving Violations	11	3.67	3	35	11.67	13	475	158.33	173
Sullivan Police Dept.	Alcohol/Drug Involved	1	0.33	0	3	1.00	1	13	4.33	6
Sullivan Police Dept.	Speed - Exceeded Limit	0	0.00	0	1	0.33	1	8	2.67	3
Sullivan Police Dept.	Hazardous Moving Violations	0	0.00	0	1	0.33	2	78	26.00	22
Thayer Police Dept.	Alcohol/Drug Involved	0	0.00	0	0	0.00	0	10	3.33	3

Agency	Crash Type	Oct. 1, 2013 to Sept. 30, 2016	3 Year Average	Oct. 1, 2016 to Sept. 30, 2017	Oct. 1, 2013 to Sept. 30, 2016	3 Year Average	Oct. 1, 2016 to Sept. 30, 2017	Oct. 1, 2013 to Sept. 30, 2016	3 Year Average	Oct. 1, 2016 to Sept. 30, 2017
		Fatal Crashes	Fatal Crashes	Fatal Crashes	Serious Injury Crashes	Serious Injury Crashes	Serious Injury Crashes	Total Crashes	Total Crashes	Total Crashes
Thayer Police Dept.	Speed - Exceeded Limit	0	0.00	0	0	0.00	0	1	0.33	4
Thayer Police Dept.	Hazardous Moving Violations	0	0.00	0	1	0.33	0	9	3.00	6
Town & Country Police	Alcohol/Drug Involved	0	0.00	0	6	2.00	1	78	26.00	25
Town & Country Police	Speed - Exceeded Limit	0	0.00	0	1	0.33	0	19	6.33	8
Town & Country Police	Hazardous Moving Violations	1	0.33	1	10	3.33	3	1576	525.33	421
Troy Police Dept.	Alcohol/Drug Involved	0	0.00	0	1	0.33	2	34	11.33	6
Troy Police Dept.	Speed - Exceeded Limit	0	0.00	0	1	0.33	0	8	2.67	0
Troy Police Dept.	Hazardous Moving Violations	0	0.00	0	3	1.00	1	221	73.67	30
Union Police Dept.	Alcohol/Drug Involved	0	0.00	2	2	0.67	0	39	13.00	4
Union Police Dept.	Speed - Exceeded Limit	0	0.00	0	0	0.00	0	10	3.33	5
Union Police Dept.	Hazardous Moving Violations	0	0.00	1	2	0.67	4	226	75.33	71
Velda City Police Dept.	Alcohol/Drug Involved	1	0.33	1	4	1.33	0	93	31.00	11
Velda City Police Dept.	Speed - Exceeded Limit	1	0.33	1	3	1.00	0	53	17.67	3
Velda City Police Dept.	Hazardous Moving Violations	1	0.33	1	8	2.67	0	338	112.67	39
Vinita Park Police Dept.	Alcohol/Drug Involved	0	0.00	0	0	0.00	0	0	0.00	0
Vinita Park Police Dept.	Speed - Exceeded Limit	0	0.00	0	0	0.00	0	0	0.00	0
Vinita Park Police Dept.	Hazardous Moving Violations	0	0.00	0	0	0.00	0	0	0.00	0
Washington Police Dept.	Alcohol/Drug Involved	1	0.33	0	1	0.33	0	54	18.00	27
Washington Police Dept.	Speed - Exceeded Limit	0	0.00	1	2	0.67	0	13	4.33	8
Washington Police Dept.	Hazardous Moving Violations	0	0.00	1	2	0.67	2	402	134.00	132
Waynesville Police Dept.	Alcohol/Drug Involved	0	0.00	0	0	0.00	1	14	4.67	4
Waynesville Police Dept.	Speed - Exceeded Limit	0	0.00	0	1	0.33	0	18	6.00	4
Waynesville Police Dept.	Hazardous Moving Violations	0	0.00	0	2	0.67	0	74	24.67	15
Wayne County Sheriff's	Alcohol/Drug Involved	3	1.00	3	11	3.67	0	81	27.00	14
Wayne County Sheriff's	Speed - Exceeded Limit	0	0.00	0	0	0.00	0	2	0.67	2
Wayne County Sheriff's	Hazardous Moving Violations	4	1.33	1	13	4.33	5	224	74.67	77
Webb City Police Dept.	Alcohol/Drug Involved	1	0.33	0	3	1.00	0	25	8.33	8
Webb City Police Dept.	Speed - Exceeded Limit	0	0.00	0	0	0.00	0	12	4.00	5
Webb City Police Dept.	Hazardous Moving Violations	0	0.00	0	5	1.67	0	208	69.33	67
Webster County Sheriff's Dept.	Alcohol/Drug Involved	2	0.67	0	10	3.33	5	83	27.67	23
Webster County Sheriff's Dept.	Speed - Exceeded Limit	0	0.00	0	3	1.00	0	13	4.33	2
Webster County Sheriff's Dept.	Hazardous Moving Violations	7	2.33	0	34	11.33	12	471	157.00	161
Webster Groves Police Dept.	Alcohol/Drug Involved	0	0.00	0	0	0.00	1	33	11.00	10
Webster Groves Police Dept.	Speed - Exceeded Limit	0	0.00	0	0	0.00	0	19	6.33	4
Webster Groves Police Dept.	Hazardous Moving Violations	0	0.00	0	3	1.00	0	312	104.00	72
Wentzville Police Dept.	Alcohol/Drug Involved	1	0.33	0	2	0.67	0	38	12.67	15
Wentzville Police Dept.	Speed - Exceeded Limit	0	0.00	0	1	0.33	0	27	9.00	8
Wentzville Police Dept.	Hazardous Moving Violations	0	0.00	0	2	0.67	0	324	108.00	118
West Plains Police Dept.	Alcohol/Drug Involved	0	0.00	0	1	0.33	0	40	13.33	5
West Plains Police Dept.	Speed - Exceeded Limit	0	0.00	0	1	0.33	0	23	7.67	7
West Plains Police Dept.	Hazardous Moving Violations	0	0.00	0	1	0.33	0	267	89.00	76
Willow Springs Police Dept.	Alcohol/Drug Involved	0	0.00	0	0	0.00	0	0	0.00	1
Willow Springs Police Dept.	Speed - Exceeded Limit	0	0.00	0	0	0.00	0	1	0.33	0
Willow Springs Police Dept.	Hazardous Moving Violations	0	0.00	0	1	0.33	1	18	6.00	4
Winfield Police Dept.	Alcohol/Drug Involved	0	0.00	0	0	0.00	0	1	0.33	0
Winfield Police Dept.	Speed - Exceeded Limit	0	0.00	0	0	0.00	0	0	0.00	0
Winfield Police Dept.	Hazardous Moving Violations	0	0.00	0	0	0.00	0	1	0.33	0

Agency	Crash Type	Oct. 1, 2013 to Sept. 30, 2016	3 Year Average	Oct. 1, 2016 to Sept. 30, 2017	Oct. 1, 2013 to Sept. 30, 2016	3 Year Average	Oct. 1, 2016 to Sept. 30, 2017	Oct. 1, 2013 to Sept. 30, 2016	3 Year Average	Oct. 1, 2016 to Sept. 30, 2017
		Fatal Crashes	Fatal Crashes	Fatal Crashes	Serious Injury Crashes	Serious Injury Crashes	Serious Injury Crashes	Total Crashes	Total Crashes	Total Crashes
Woodson Terrace Police Dept.	Alcohol/Drug Involved	0	0.00	0	2	0.67	0	8	2.67	3
Woodson Terrace Police Dept.	Speed - Exceeded Limit	0	0.00	0	0	0.00	0	10	3.33	3
Woodson Terrace Police Dept.	Hazardous Moving Violations	0	0.00	0	0	0.00	0	45	15.00	12

**Appendix C
FISCAL YEAR 2017 TRAINING REPORT**

Report illustrates all training courses conducted and funded using Highway Safety Grant funding during the fiscal year and the agencies that attended

Course	Training Provider	Course Hours	Number Attending	CEU Hours	Agency Types Attended
Advanced Crash Investigation	MSHP Law Enforcement Academy	69	21	48	MSHP, Police,
Am I Being Detained	MOPS	3	22	3	MSHP, Sheriff, Prosecuting Attorney,
ARIDE	MOPS	16	15	16	Police,
ARIDE	MOPS	16	12	16	Police, Sheriff,
ARIDE	MOPS	16	16	16	MSHP, Police, Sheriff,
ARIDE	MOPS	16	13	16	MSHP, Police, Sheriff,
ARIDE	MSHP Law Enforcement Academy	16	18	16	MSHP, Police, Sheriff,
ARIDE	MSHP Law Enforcement Academy	16	18	16	MSHP, Other, Police, Sheriff,
ARIDE	MSHP Law Enforcement Academy	16	10	16	MSHP, Police,
ARIDE	MOPS	16	25	16	MSHP, Police, Sheriff,
ARIDE	MOPS	16	21	16	MSHP, Police, Sheriff,
ARIDE	MSSU	16	11	16	Police, Sheriff,
ARIDE		16	19	0	MSHP, Police, Sheriff,
ARIDE	MSSU	16	15	16	MSHP, Police, Sheriff,
ARIDE	MOPS	16	22	16	MSHP, Police,
ARIDE	MSSU	16	10	16	Police,
BAC Type II Supervisor	MSHP Law Enforcement Academy	8	8	8	MSHP, Police,
BAC Type II Supervisor	MSHP Law Enforcement Academy	44	11	44	MSHP, Police,
BAC Type II Supervisor	MSC	40	10	40	Police,
BAC Type II Supervisor	MSC	40	7	40	MSHP, Police,
BAC Type II Supervisor	MSC	40	12	40	MSHP, Other, Police,
BAC Type II Supervisor	MSC	40	11	0	MSHP, Police, Sheriff,
BAC Type II Supervisor	MSC	40	8	0	Police, Sheriff, University,
BAC Type II Supervisor	MSC	40	10	40	MSHP, Police,
BAC Type II Supervisor Lab	MSC	14	3	14	Police,
BAC Type II Supervisor Lab	MSC	14	5	14	MSHP, Police, Sheriff,
BAC Type II Supervisor Lab	MSC	8	8	8	MSHP, Police, Sheriff,
BAC Type II Supervisor Lab	MSC	14	3	14	Police, University,
BAC Type II Supervisor Lab	MSC	8	5	8	Police, Sheriff,
BAC Type II Supervisor Lab	MSC	14	3	14	Police, Sheriff,
BAC Type II Supervisor Lab	MSC	8	4	8	MSHP, Police, Sheriff,
BAC Type II Supervisor Lab	MSC	14	3	14	Police, Sheriff,
BAC Type II Supervisor Lab	MSC	14	6	14	MSHP, Police,
BAC Type II Supervisor Lab	MSC	14	1	0	Other,
BAC Type II Supervisor Lab	MSC	14	3	14	Other, Police,
BAC Type II Supervisor Lab	MSC	8	8	0	Other, Police,
BAC Type II Supervisor Lab	MSC	14	5	0	Other, Police,
BAC Type II Supervisor Lab	MSC	14	2	0	Police,
BAC Type II Supervisor Lab	MSC	14	3	14	MSHP, Police,
BAC Type II Supervisor Lab	MSC	8	2	8	Police,
BAC Type II Supervisor Lab	MSC	14	2	14	Police, Sheriff,
BAC Type II Supervisor Lab	MSC	8	3	8	Police,
BAC Type II Supervisor Lab	MSC	14	1	14	Police,
BAC Type II Supervisor Lab	MSC	14	5	14	Police,
BAC Type II Supervisor Lab	MSC	14	2	14	Police,
BAC Type III Operator	MSSU	12	12	12	Police, Sheriff,
BAC Type III Operator	MSC	8	12	8	Sheriff,
BAC Type III Operator	MSC	8	11	8	Sheriff, University,
BAC Type III Operator	MSC	8	12	8	Police,
BAC Type III Operator	MSHP Law Enforcement Academy	59	27	0	MSHP,
BAC Type III Operator	MSHP Law Enforcement Academy	59	39	0	MSHP,
BAC Type III Operator	MSSU	12	10	12	Police,
BAC Type III Operator	MSSU	12	9	12	Police, Sheriff,
BAC Type III Operator	UCM	8	5	8	Police, Sheriff,
BAC Type III Operator	MSC	8	7	8	Police,
BAC Type III Operator	MSC	8	4	0	Police,
BAC Type III Operator	MSC	8	9	8	Police,
BAC Type III Operator	MSC	32	10	32	Police, Sheriff,
BAC Type III Operator	MSC	8	5	8	Police,
BAC Type III Operator	MSC	8	11	8	Police,
BAC Type III Operator Lab	MSC	4	12	4	Sheriff,
BAC Type III Operator Lab	MSC	4	9	4	Sheriff, University,
BAC Type III Operator Lab	MSC	4	16	4	Police, Sheriff, University,
BAC Type III Operator Lab	MSC	4	4	4	Police,
BAC Type III Operator Lab	MSC	4	2	4	Police,
BAC Type III Operator Lab	MSC	4	7	4	Police,
BAC Type III Operator Lab	UCM	4	2	4	Police, Sheriff,
BAC Type III Operator Lab	UCM	4	5	4	Police, Sheriff,
BAC Type III Operator Lab	MSC	4	3	4	Police,
BAC Type III Operator Lab	MSC	4	2	4	Police,
BAC Type III Operator Lab	MSC	4	4	4	Police,

**Appendix C
FISCAL YEAR 2017 TRAINING REPORT**

Report illustrates all training courses conducted and funded using Highway Safety Grant funding during the fiscal year and the agencies that attended

BAC Type III Operator Lab	MSC	4	4	0	Police,
BAC Type III Operator Lab	MSC	4	1	0	Police,
BAC Type III Operator Lab	MSC	4	5	4	Police,
BAC Type III Operator Lab	MSC	4	1	4	Police,
BAC Type III Operator Lab	MSC	4	8	4	Police, Sheriff,
BAC Type III Operator Lab	MSC	4	2	4	Police,
BAC Type III Operator Lab	MSC	4	5	4	Police, Sheriff,
BAC Type III Operator Lab	MSC	4	3	4	Police,
BAC Type III Operator Lab	MSC	4	6	4	Police,
BAC Type III Operator Lab	MSC	4	4	4	Police,
BAC Type III Operator Lab	MSC	4	6	4	Police,
BAC Type III Operator Lab	MSC	4	4	4	Police,
BAC Type III Operator Lab	MSC	4	6	4	Police,
Basic Crash Investigation	MSHP Law Enforcement Academy	37	20	31	MSHP, Other, Police, Sheriff,
Beyond the Ticket	MSSU	8	35	8	MSHP, Police, Sheriff,
Cops In Court	MOPS	6	28	6	MSHP, Police, Sheriff,
Cops In Court	MOPS	6	29	6	MSHP, Police, Sheriff, State Agency,
Cops In Court	MOPS	6	15	6	MSHP, Police, Sheriff, State Agency, Prosecuting Attorney,
Cops In Court	MOPS	6	26	6	MSHP, Police, State Agency,
Cops In Court	MOPS	6	16	6	MSHP, Police, Sheriff, State Agency, Prosecuting Attorney,
Cops In Court	MOPS	6	15	6	Police, Sheriff,
Cops In Court	MOPS	6	18	6	Police, Sheriff,
Cops In Court	MOPS	6	20	6	Police, Sheriff,
Cops In Court	MOPS	6	16	6	MSHP, Police, Sheriff, University,
Cops In Court	MOPS	6	26	6	MSHP, Police, Sheriff,
Cops In Court	MOPS	6	23	6	MSHP, Police,
Cops In Court	MOPS	6	18	6	MSHP, Police, Sheriff,
Cops In Court	MOPS	6	14	6	MSHP, Police, Sheriff,
Cops In Court	MOPS	6	15	6	MSHP, Police, Sheriff,
Crash Investigation I	MSHP Law Enforcement Academy	69	27	0	MSHP,
Crash Investigation I	MSC	20	7	0	Police, Sheriff,
Crash Investigation II	MSC	20	7	0	Police, Sheriff,
Crash Investigation III	MSHP Law Enforcement Academy	38	18	32	MSHP, Police,
Crash Investigation III	MSC	20	7	0	Police, Sheriff,
Crash Investigation IV	MSC	20	6	0	Police, Sheriff,
Crash Investigation V	MSC	20	6	0	Police, Sheriff,
Crash Investigation VI	MSC	20	5	0	Police,
Crash Reconstruction	MSHP Law Enforcement Academy	18	10	15	MSHP, Police,
Crash Reconstruction	MSHP Law Enforcement Academy	80	11	68	MSHP, Police,
Crash Reconstruction	MSC	80	5	0	Police,
Crash Reconstruction Prep	MSC	16	5	0	Police,
DRE Training	MSHP Law Enforcement Academy	80	11	72	MSHP, Other, Police, Sheriff,
DRE Training	MSHP Law Enforcement Academy	80	11	72	MSHP, Police, Sheriff,
DRE Training	MSHP Law Enforcement Academy	40	4	40	MSHP, Police,
DWI Case Law Update	DOR	4.5	9	4.5	Police,
DWI Case Law Update	DOR	4.5	30	4.5	MSHP, Police, Sheriff, State Agency, MoDOT, Prosecuting Attorney, Judges,
DWI Case Law Update	DOR	4.5	21	4.5	MSHP, Police, Sheriff, Prosecuting Attorney,
DWI Case Law Update	DOR	4.5	32	4.5	MSHP, Police, Sheriff, Prosecuting Attorney, Judges, Court Staff, Park Rangers,
DWI Case Law Update	DOR	4.5	11	4.5	MSHP, Police, Sheriff, Prosecuting Attorney, Judges,
DWI Case Law Update	DOR	4.5	15	4.5	MSHP, Police, Court Staff,
DWI Case Law Update	DOR	4.5	14	4.5	MSHP, Police, Sheriff, State Agency, Prosecuting Attorney, Court Staff, Park Rangers,
DWI Case Law Update	DOR	4.5	23	4.5	MSHP, Police, Sheriff, State Agency, Prosecuting Attorney, Court Staff, Park Rangers,
DWI Case Law Update	DOR	4.5	19	4.5	MSHP, Police, Sheriff, Prosecuting Attorney, Court Staff, Defense Attorney, Park Rangers,
DWI Case Law Update	DOR	4.5	13	4.5	MSHP, Police, Sheriff, Court Staff, Park Rangers,
DWI Case Law Update	DOR	4.5	29	4.5	MSHP, Police, State Agency, Prosecuting Attorney, Judges,
DWI Case Law Update	DOR	4.5	34	4.5	MSHP, Police, State Agency, Prosecuting Attorney, Court Staff, Probation and Parole, Park Rangers,
DWI Case Law Update	DOR	4.5	13	4.5	MSHP, Police, State Agency,
DWI Crash Investigation	MSSU	8	16	8	Police, Sheriff,
DWI Crash Investigation	MSSU	8	7	8	Police, Sheriff,
DWI Enforcement Strategies for Small Depts.	MSSU	8	10	8	Police, Sheriff,
DWI Enforcement Strategies for Small Depts.	MSSU	8	14	8	Police, Sheriff, Medical Facility,
DWI Enforcement Strategies for Small Depts.	MSSU	12	11	12	Police, Sheriff,
DWI/DRE Traffic Safety Conference	MOPS	14.4	152	14.4	MSHP, Police, Sheriff, State Agency, University, Prosecuting Attorney,
DWITS	Missouri State Highway Patrol	2	1	2	Sheriff,

Appendix C
FISCAL YEAR 2017 TRAINING REPORT

Report illustrates all training courses conducted and funded using Highway Safety Grant funding during the fiscal year and the agencies that attended

DWITS	Missouri State Highway Patrol	2	4	2	Police, Prosecuting Attorney,
DWITS	Missouri State Highway Patrol	2	22	2	Police, Prosecuting Attorney,
DWITS	Missouri State Highway Patrol	2	28	2	Police, Prosecuting Attorney,
Emergency Vehicle Safety	MU FRTI	16	17	1.6	Fire,
Emergency Vehicle Safety	MU FRTI	16	21	1.6	Fire,
Emergency Vehicle Safety	MU FRTI	16	19	1.6	Fire,
Emergency Vehicle Safety	MU FRTI	16	16	1.6	Fire,
Emergency Vehicle Safety	MU FRTI	16	22	1.6	EMS,
Emergency Vehicle Safety	MU FRTI	16	17	1.6	Fire,
Emergency Vehicle Safety	MU FRTI	16	16	1.6	Fire,
Emergency Vehicle Safety	MU FRTI	16	41	1.6	Fire,
Emergency Vehicle Safety	MU FRTI	16	21	1.6	Fire,
EVOG	MSHP Law Enforcement Academy	42	39	0	MSHP,
EVOG	MSHP Law Enforcement Academy	42	27	0	MSHP,
EVOG	MSHP - Law Enforcement Academy	40	16	42	MSHP, Other, Police, Sheriff,
EVOG	MSHP Law Enforcement Academy	40	15	42	Police, Sheriff,
EVOG II Refresher	MSHP - Law Enforcement Academy	16	15	16	MSHP, Police,
EVOG Instructor	MSHP Law Enforcement Academy	40	11	40	MSHP, Other, Police,
High Risk Vehicle Stops	MSSU	8	6	8	Police,
High Risk Vehicle Stops	MSSU	8	12	8	Police, Sheriff,
Law Enforcement Driver Training	Missouri Police Chiefs Association	8	4	8	Police,
Law Enforcement Driver Training	Missouri Police Chiefs Association	8	5	8	Police,
Law Enforcement Driver Training	Missouri Police Chiefs Association	8	4	8	Police,
Law Enforcement Driver Training	Missouri Police Chiefs Association	8	6	8	Police,
Law Enforcement Driver Training	Missouri Police Chiefs Association	8	6	8	Police,
Law Enforcement Driver Training	Missouri Police Chiefs Association	8	4	8	Police,
Law Enforcement Driver Training	Missouri Police Chiefs Association	8	6	8	Police,
Law Enforcement Driver Training	Missouri Police Chiefs Association	8	4	8	Police,
Law Enforcement Driver Training	Missouri Police Chiefs Association	8	6	8	Police,
Law Enforcement Driver Training	Missouri Police Chiefs Association	8	5	8	Police,
Law Enforcement Driver Training	Missouri Police Chiefs Association	8	6	8	Police,
Law Enforcement Driver Training	Missouri Police Chiefs Association	8	5	8	Police,
Law Enforcement Driver Training	Missouri Police Chiefs Association	8	4	8	Police,
Law Enforcement Driver Training	Missouri Police Chiefs Association	8	4	8	Police,
Law Enforcement Driver Training	Missouri Police Chiefs Association	8	4	8	Police,
Law Enforcement Driver Training	Missouri Police Chiefs Association	8	4	8	Police,
Law Enforcement Driver Training	Missouri Police Chiefs Association	8	4	8	Police,
Law Enforcement Driver Training	Missouri Police Chiefs Association	8	4	8	Police,
Law Enforcement Driver Training	Missouri Police Chiefs Association	8	4	8	Police,
Law Enforcement Driver Training	Missouri Police Chiefs Association	8	5	8	Police,
Law Enforcement Driver Training	Missouri Police Chiefs Association	8	4	8	Police,
Law Enforcement Driver Training	Missouri Police Chiefs Association	8	4	8	Police,
Law Enforcement Driver Training	Missouri Police Chiefs Association	8	4	8	Police,
Law Enforcement Driver Training	Missouri Police Chiefs Association	8	4	8	Police,
Law Enforcement Driver Training	Missouri Police Chiefs Association	8	4	8	Police,
Law Enforcement Driver Training	Missouri Police Chiefs Association	8	4	8	Police,
Law Enforcement Driver Training	Missouri Police Chiefs Association	8	4	8	Police,
Law Enforcement Driver Training	Missouri Police Chiefs Association	8	4	8	Police,
Law Enforcement Driver Training	Missouri Police Chiefs Association	8	4	8	Police,
Law Enforcement Driver Training	Missouri Police Chiefs Association	8	4	8	Police,
Missouri Motor Vehicle Law	MSSU	8	27	8	Police, Sheriff,
Missouri Motor Vehicle Law	MSSU	8	19	8	MSHP, Police, Sheriff, Medical Facility, School District,
MOPS	Crash Reconstruction for Prosecutors	11.1	15	11.1	Prosecuting Attorney,
Older Driver	Kassie Campbell	1	9	0	University,
Older Driver	Kassie Campbell	1	38	0	University,
Older Driver	Kassie Campbell	1	14	0	University,
Older Driver	Kassie Campbell	1	23	0	University,
Older Driver	Kassie Campbell	1	11	0	University,
Older Driver	Kassie Campbell	1	14	0	University,
Older Driver	Kassie Campbell	1	33	0	University,
Older Driver	Kassie Campbell	1	14	0	University,
Older Driver	Kassie Campbell	1	31	0	University,
Older Driver		1	29	0	University,
Older Driver	Kassie Campbell	1	4	0	University,
Older Driver	Kassie Campbell	1	34	0	University,
Older Driver	Kassie Campbell	1	10	0	University,
Older Driver	Kassie Campbell	1	45	0	University,
Older Driver	Kassie Campbell	1	38	0	University,
Older Driver	Kassie Campbell	1	17	0	University,
Older Driver	Kassie Campbell	1	25	0	University,
Older Driver	Kassie Campbell	1	16	0	University,
Older Driver	Kassie Campbell	1	16	0	University,
Older Driver	Washington University	2	25	2	Medical Facility,
Older Driver	Washington University	1	33	1	Medical Facility,
Older Driver	Kassie Campbell	1	12	0	University,
Older Driver	Kassie Campbell	1	0	0	
Older Driver	Kassie Campbell	1	16	0	University,
Older Driver	Kassie Campbell	1	12	0	University,

**Appendix C
FISCAL YEAR 2017 TRAINING REPORT**

Report illustrates all training courses conducted and funded using Highway Safety Grant funding during the fiscal year and the agencies that attended

On-Scene Crash Investigation	MSC	6	5	0	Police, Sheriff,
On-Scene Crash Investigation	MSC	6	5	0	Police,
Other	MSSU	8	18	8	Other, Police, Sheriff,
Other	DOR	9	27	0	State Agency, MoDOT, Judges,
Other	MSSU	8	21	8	Police, Sheriff, Medical Facility, Park Rangers,
Protecting Lives & Saving Futures	MOPS	16.5	34	16.5	MSHP, Police, Sheriff, Prosecuting Attorney,
Radar and Laser Instructor	MSHP Academy	32	11	25	Other, Police,
Radar and Laser Operator	MSHP Law Enforcement Academy	24	39	0	MSHP,
Radar and Laser Operator	MSHP Law Enforcement Academy	24	28	0	MSHP,
SFST 24-Hour	MSC	24	12	24	Sheriff,
SFST 24-Hour	MSC	24	9	24	Police, Sheriff,
SFST 24-Hour	MSC	24	11	24	Sheriff, University,
SFST 24-Hour	MSC	24	8	24	Police,
SFST 24-Hour	MSC	24	12	24	Police,
SFST 24-Hour	MSC	24	4	24	Police, Sheriff,
SFST 24-Hour	MSC	24	9	24	Police, Sheriff,
SFST 24-Hour	MSC	24	11	24	Police, Sheriff, University,
SFST 24-Hour	MSC	24	8	24	Police,
SFST 24-Hour	MSC	24	9	24	Police, Sheriff,
SFST 24-Hour	MSC	24	11	24	Police, University,
SFST 24-Hour	MSSU	16	13	16	Police, Sheriff,
SFST 24-Hour	UCM	24	7	24	Police, Sheriff,
SFST 24-Hour	MSC	24	10	24	Police,
SFST 24-Hour	MSC	24	6	24	Police,
SFST 24-Hour	MSC	24	8	24	Police,
SFST 24-Hour	MSC	24	5	24	Police,
SFST Instructor	MSHP Law Enforcement Academy	40	10	40	Other, Police,
SFST Update	MSC	4	8	4	Police, Sheriff, Park Rangers,
SFST Update	MSC	4	3	4	Park Rangers,
SFST Update	MSC	4	15	4	Police, Sheriff,
SFST Update	MSC	4	10	4	Sheriff,
SFST Update	MSC	4	13	4	Police, Park Rangers,
SFST Update	MSC	4	5	4	University,
SFST Update	MSC	4	16	4	Police, Sheriff,
SFST Update	MSC	4	6	4	Police, Sheriff,
SFST Update	MSC	4	2	4	Park Rangers,
SFST Update	MSC	4	5	4	Police, Park Rangers,
SFST Update	MSC	4	8	4	Police, Park Rangers,
SFST Update	MSC	4	7	4	Police, Park Rangers,
SFST Update	MSC	4	6	4	Park Rangers,
SFST Update	MSC	4	10	4	Sheriff, Park Rangers,
SFST Update	MSC	4	10	4	Police, Sheriff,
Sobriety Checkpoint Supervisor	MSC	12	12	11	MSHP, Police, Sheriff,
Sobriety Checkpoint Supervisor	MSC	12	20	11	MSHP, Police, Sheriff,
STARS	MO State Highway Patrol	6	12	6	Police, Sheriff, University,
STARS	Missouri State Highway Patrol	6	16	6	Police, Sheriff,
STARS	Missouri State Highway Patrol	6	13	6	Police, University,
STARS	Missouri State Highway Patrol	6	15	6	Police, Sheriff,
ThinkFirst		1	120	0	High School,
ThinkFirst		1	50	0	High School,
ThinkFirst		1	250	0	High School,
ThinkFirst	ThinkFirst Missouri	1	350	0	High School,
ThinkFirst		1	55	0	High School,
ThinkFirst		1	90	0	High School,
ThinkFirst	ThinkFirst Missouri	1	250	0	High School,
ThinkFirst		1	60	0	High School,
ThinkFirst	ThinkFirst Missouri	2	500	0	High School,
ThinkFirst	ThinkFirst Missouri	1	280	0	High School,
ThinkFirst	ThinkFirst Missouri	1	200	0	High School,
ThinkFirst	ThinkFirst Missouri	1	600	0	High School,
ThinkFirst	ThinkFirst Missouri	2	50	0	High School,
ThinkFirst	ThinkFirst Missouri	5	120	0	High School,
ThinkFirst		1	325	0	High School,
ThinkFirst	ThinkFirst Missouri	4	70	0	High School,
ThinkFirst	ThinkFirst Missouri	2	60	0	High School,
ThinkFirst		3	75	0	High School,
ThinkFirst		4	60	0	High School,
ThinkFirst		1	160	0	High School,
ThinkFirst		1	300	0	High School,
ThinkFirst	ThinkFirst Missouri	1	150	0	High School,
ThinkFirst	ThinkFirst Missouri	1	120	0	High School,
ThinkFirst		1	60	0	High School,
ThinkFirst		1	300	0	Other,
ThinkFirst		1	240	0	High School,

**Appendix C
FISCAL YEAR 2017 TRAINING REPORT**

Report illustrates all training courses conducted and funded using Highway Safety Grant funding during the fiscal year and the agencies that attended

ThinkFirst		1	300	0	High School,
ThinkFirst	ThinkFirst Missouri	2	65	0	High School,
ThinkFirst		3	90	0	High School,
ThinkFirst		2	60	0	High School,
ThinkFirst		1	15	0	High School,
ThinkFirst	ThinkFirst Missouri	2	35	0	High School,
ThinkFirst		1	200	0	High School,
ThinkFirst	ThinkFirst Missouri	1	120	0	High School,
ThinkFirst		1	75	0	High School,
ThinkFirst		1	300	0	High School,
ThinkFirst	ThinkFirst Missouri	1	35	0	High School,
ThinkFirst		1	150	0	High School,
ThinkFirst		1	500	0	High School,
ThinkFirst	ThinkFirst Missouri	1	150	0	High School,
ThinkFirst	ThinkFirst Missouri	1	200	0	High School,
ThinkFirst	ThinkFirst Missouri	1	37	0	High School,
ThinkFirst		1	75	0	High School,
ThinkFirst		1	55	0	High School,
ThinkFirst	ThinkFirst Missouri	2	93	0	High School,
ThinkFirst	ThinkFirst Missouri	1	430	0	High School,
ThinkFirst		1	290	0	High School,
ThinkFirst		2	100	0	High School,
ThinkFirst	ThinkFirst Missouri	1	105	0	High School,
ThinkFirst		2	240	0	Other,
ThinkFirst		2	100	0	High School,
ThinkFirst	ThinkFirst Missouri	1	80	0	High School,
ThinkFirst		1	25	0	High School,
ThinkFirst		1	200	0	High School,
ThinkFirst		1	70	0	High School,
ThinkFirst		1	35	0	High School,
ThinkFirst	ThinkFirst Missouri	2	710	0	High School,
ThinkFirst	ThinkFirst Missouri	1	262	0	High School,
ThinkFirst		2	66	0	High School,
ThinkFirst		2	65	0	High School,
ThinkFirst		2	40	0	High School,
ThinkFirst		2	60	0	High School,
ThinkFirst		2	60	0	High School,
ThinkFirst		1	25	0	High School,
ThinkFirst		1	15	0	High School,
ThinkFirst	ThinkFirst Missouri	2	40	0	High School,
ThinkFirst	ThinkFirst Missouri	1	600	0	High School,
ThinkFirst	ThinkFirst Missouri	3	75	0	High School,
ThinkFirst	ThinkFirst Missouri	3	75	0	High School,
ThinkFirst		3	60	0	High School,
ThinkFirst		2	60	0	High School,
ThinkFirst	ThinkFirst Missouri	1	230	0	High School,
ThinkFirst		1	100	0	High School,
ThinkFirst	ThinkFirst Missouri	1	200	0	High School,
ThinkFirst		1	280	0	High School,
ThinkFirst		1	280	0	High School,
ThinkFirst		1	25	0	High School,
ThinkFirst		1	215	0	High School,
ThinkFirst		1	100	0	High School,
ThinkFirst		1	340	0	High School,
ThinkFirst		1	325	0	High School,
ThinkFirst	ThinkFirst Missouri	1	140	0	High School,
ThinkFirst		2	255	0	High School,
ThinkFirst	ThinkFirst Missouri	1	300	0	High School,
ThinkFirst	ThinkFirst Missouri	1	15	0	High School,
ThinkFirst		1	13	0	High School,
ThinkFirst	ThinkFirst Missouri	1	300	0	High School,
ThinkFirst		1	200	0	High School,
Vehicle Rescue	MU FRTI	16	18	1.6	Fire,
Vehicle Rescue	MU FRTI	16	17	1.6	Fire,
Vehicle Rescue	MU FRTI	16	20	1.6	Fire,
Vehicle Rescue	MU FRTI	16	24	1.6	Fire,
Vehicle Rescue	MU FRTI	16	18	1.6	Fire,
Vehicle Rescue	MU FRTI	16	16	1.6	Fire,
Vehicle Rescue	MU FRTI	16	33	1.6	Fire,
Vehicle Rescue	MU FRTI	16	26	1.6	Fire,
Vehicle Rescue	MU FRTI	16	17	1.6	Fire,
Vehicle Search and Seizure	MSSU	8	23	8	Police, Sheriff, School District,
Vehicle Search and Seizure	MSSU	8	34	8	Police, Sheriff, Medical Facility,