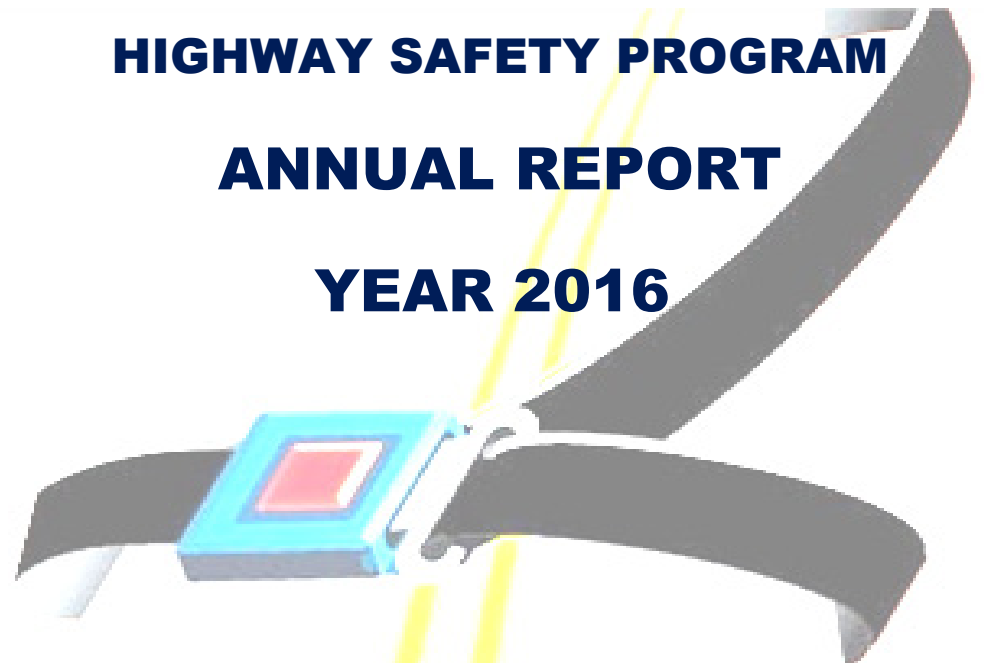
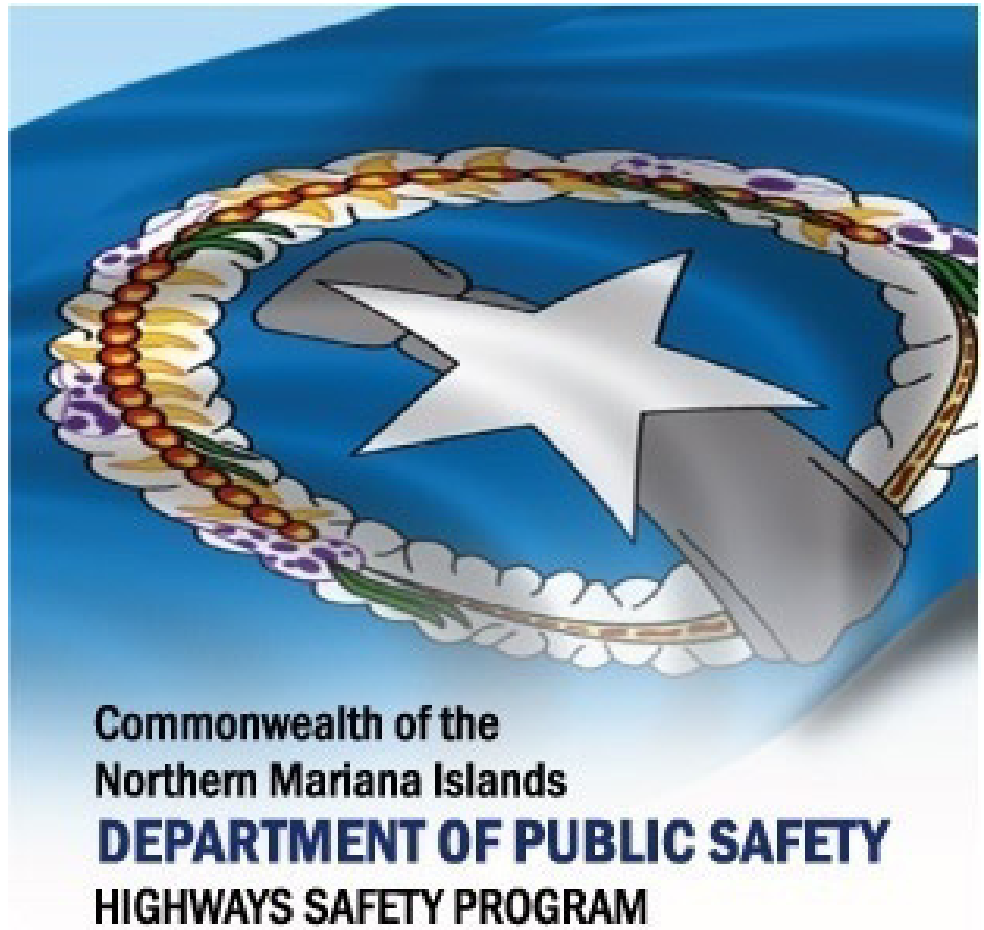


**COMMONWEALTH OF THE
NORTHERN MARIANA ISLANDS**

- Farallon de Pajaros
- Maug
- Asuncion
- Agrifan
- Pagan
- Alamagan
- Guguan
- Sariguan
- Anatahan
- Farallon de Mendinilla
- Saipan
Tinian
- Rota





COMMONWEALTH OF THE NORTHERN MARIANA ISLANDS
DEPARTMENT OF PUBLIC SAFETY
Telephone: (670) 664-9001 (24 Hours) Facsimile: (670) 664-9019

December 28, 2016

Chris Murphy
NHTSA Region 9 Administrator
U.S. Department of Transportation
National Highway Traffic Safety Administration (NHTSA)
John E. Moss Federal Building
650 Capitol Mall, Suite 5-400
Sacramento, CA 95814

Dear Mr. Murphy:

The CNMI Department of Public Safety hereby submits the Highway Safety Program Annual Report for Calendar year 2016. The DPS Highway Safety Office achieved numerous objectives and goals and has utilized the grant funding to ensure a safer CNMI. We hope that our report meets your expectation and approval.

I would like to extend my sincere appreciation to you and your staff for working closely and for providing assistance to the DPS Highway Safety Office staff throughout this year.

On behalf of the entire Department of Public Safety personnel, I would like to wish you and your staff Happy Holidays. May the New Year bring us all good health and prosperity.

Sincerely,

Robert A. Guerrero
Commissioner of Public Safety
Governor's Highway Safety Representative

"The Department of Public Safety is an equal opportunity provider and employer"

Commonwealth of the Northern Mariana Islands

Department of Public Safety
Highway Safety Office

Year 2016

Highway Safety Programs
Annual Report

Prepared For

National Highway Traffic Safety Administration
Region IX

By

Robert A. Guerrero
Commissioner of Public Safety
Governor's Highway Safety Representative

Ms. Margaret DLG. Camacho
Officer in Charge
Highway Safety Office

Table of Contents	Page
DPS Commissioner/Governor's Representative (GR) Letter	1
Front Page DPS/HSO Information	2
Table of Contents	3
2015/16 Annual Meetings, Conferences, Training & Development	4
Commonly Reported Statistics	13
Core Performance Measures	13
Core Behavior Measures	14
Core Activity Measures	14
2015/16 Grant Funding Enforcement/Crackdown and Mobilization	15
Respective Islands Highway Safety Annual Report	
DPS Saipan	22
DPS Tinian	33
DPS Rota	40
Emergency Medical Services Program	51
Paid Media	52
Attitudinal Awareness Surveys	53
Seat Belt	54
Speeding	55
Alcohol	56
Financial Section	59
FY2016 NHTSA Financial Report as of December 22, 2016	60
FY 2016 Financial Report: Funding and Expenditure for Planning and Administration and Occupant Protection for Saipan, Tinian and Rota.	61
FY 2016 Financial Report: Funding and Expenditure Police Traffic Services and Alcohol and Other Drugs Countermeasures for Saipan, Tinian and Rota.	62
FY 2016 Financial Report: Funding and Expenditure Pedestrian Safety, Paid Media, Traffic Records, Speed, Motorcycle Safety, Emergency Medical Services, Section 405c, Data Improvement, 405b OP Incentive and 405 Safety Belt Incentive	62

2016 Annual Meetings, Conferences, Training & Development

Planning and Administration (P&A):

February 18-19, 2016, DPS Highway Safety Office OIC, Margaret Dlg. Camacho traveled to Rota to conduct Fiscal Year 2016 program monitoring and equipment inventory.

March 11, 2016, DPS Commissioner Robert A. Guerrero and Margaret Dlg. Camacho, OIC DPS Highway Safety Office traveled to Tinian to meet with the DPS Resident Director Juan Santos and DPS Tinian Traffic OIC, POIII Wally Villagomez and Peter Palacios to meet the Sub-Grantee to discuss FY 2016 Project Agreement and newly implemented FAST ACT for 2017 and other pending issues.

April 1-10, 2016, Margaret Dlg. Camacho, DPS, OIC Highway Safety Office attended the 2016 Lifesavers National Conference in Long Beach, California from April 3-5, 2016, then on the following day attended the 2016 NHTSA Region IX Leadership/Partner's Meeting from April 6-7, 2016.

April 17-25, 2016, Margaret Dlg. Camacho, OIC DPS Highway Safety Office attended the updated Program Management for NHTSA Program due to the passage of the U.S. DOT Fixing America's Surface Transportation Act (FAST ACT).

April 4-10, 2016, DPS Commissioner / Governors Representative attended the 2016 NHTSA Region IX Leadership/Partner's Meeting from April 6-7, 2016, in Long Beach, California.

August 25-September 3, 2016, DPS Commissioner Robert A. Guerrero attended the 2016 Annual Governors of Highway Safety Meeting from August 25-31, 2016, in Seattle WA. Also, to meet with the Executive Board as well as colleagues from Region IX.

August 22-September 3, 2016, Margaret Dlg. Camacho, OIC DPS Highway Safety Office attended the 49th Annual Conference on National Association of Woman Highway Safety Leaders, Inc. (August 24-27, 2016) and Annual Governors of Highway Safety Meeting from (August 28-31st) in Seattle, WA.

Occupant Protection/Child Restraint (OP/CR) Saipan:

February 18-19, 2016, Conrad Castro (OP) Program Manager traveled to Rota to conduct Fiscal Year 2016 program monitoring and equipment inventory.

February 21-22, 2016, Guam, Department of Public Health and Social Services, RN, MSN and Child Passenger Safety Technician (CPST) Instructor travelled to Saipan to instruct Continuing Education Unit (CEU) and Recertification Class on February 22, 2016.

February 21-23, 2016, the following DPS Rota personnel (Sgt. Noel Calvo, POII. Nathan Barcinas, POI. Ben Atalig, POI. Gabriel Manglona attended the Child Passenger Safety Technician continuing education unit (CEU) class in February 22, 2016, on Saipan.

February 21-27, 2016, DPS Rota, Sgt. Jarrod Manglona (CPS Instructor Candidate) attended the Child Passenger Safety Continuing Education Unit Certification Class on February 22, 2016, and Certification Class from February 23- 26, 2016, on Saipan.

February 21-27, 2016, DPS Rota, POII. Tito S. Hocog II (Certified CPS Instructor) assisted in instruction of Child Passenger Safety Certification Class from February 23-26, 2016 on Saipan.

February 22-26, 2016, Guam, Department of Public Works, Office of Highway Safety personnel Therese Matanane, Child Passenger Safety Lead Instructor and Jane Almandres, Child Passenger Safety Instructor conducted Child Passenger Safety Technician Class to the new DPS Police, civilian personnel.

February 22-27, 2016, DPS Rota, Sgt. Francis B. Manglona, POIII. Perry Mesngon and Administrative Assistant, Janella B. Charfauros attended the Child Passenger Safety Technician Class from February 23- 26, 2016, on Saipan.

March 11, 2016, Conrad Castro, OP/CR Program Manager traveled to Tinian to meet with the DPS Resident Director Juan Santos, DPS Tinian Traffic OIC, POIII Wally Villagomez and Peter Palacios to meet the Sub-Grantee to discuss FY 2016 Project Agreement and newly implemented FAST ACT for 2017 and other pending issues.

May 13, 2016, Conrad Castro (OP/CR) Program Manager traveled to Tinian to conduct Fiscal Year 2016 Program Monitoring, equipment Inventory and to attend the Click It or Ticket Proclamation signing.

July 24-30, 2016, Sgt. Jarrod Manglona DPS Rota Traffic Enforcement/CPS Technician traveled to Guam to take part in instructing Child Passenger Safety Technician Course on Guam from July 25-29, 2016.

Occupant Protection/Child Restraint (OP/CR) Tinian:

August 8-16, 2016, POIII. Wally Villagomez DPS Tinian, Traffic Enforcement/CPS Technician travelled to Orlando, Florida to attend the 12th Annual Kids in Motion Conference and Pre Conference from August 11-13, 2016.

Occupant Protection/Child Restraint (OP/CR) Rota:

April 9-19, 2016, DPS Rota, Sgt. Jarrod Manglona attended the Instructor Development Course from April 11-15, 2016, in Tallahassee Florida, sponsored by Transportation Safety Institute (TSI).

August 8-16, 2016, DPS Rota, POIII. Tito S. Hocog II/CPST Lead Instructor attended the 12th Annual Kids in Motion Conference in Orlando, Florida, Pre Conference: A Safe Ride for all children (August 10, 2016) and Kims Conference (August 11-13, 2016)

Section 406 - Safety Belt Incentive:

April 1-5, 2016, POII. Nathan Barcinas attended the 2016 Lifesavers National Conference in Long Beach, California from April 3-5, 2016.

April 1-10, 2016, Conrad Castro attended the 2016 Lifesavers National Conference in Long Beach, California from April 3-5, 2016, then on the following day attended the 2016 NHTSA Region IX Leadership/Partner's Meeting from April 6-7, 2016.

April 1-10, 2016, POI. Norris Kwon, Saipan Traffic Enforcement attended the 2016 Lifesavers National Conference in Long Beach, California from April 3-5, 2016, then on the following day attended the 2016 NHTSA Region IX Leadership/Partner's Meeting from April 6-7, 2016.

April 9-18, 2016, POI. Adrian Mendiola, DPS Saipan, Traffic Enforcement/CPS Technician attended the Instructor Development Course from April 11-16, 2016, in Tallahassee Florida sponsored by Transportation Safety Institute (TSI).

July 24-26, 2016, POI. Adrian Mendiola, Saipan Traffic Enforcement/CPS Technician and Conrad Castro, (OP/CR) Program Manager/CPS Technician traveled to Guam to take part in instructing Child Passenger Safety Technician Course on Guam on July 25, 2016.

July 24-30, 2016, DPS Rota, Sgt. Jarrod Manglona take part in instructing Child Passenger Safety Technician Course on Guam from July 25-29, 2016. Instructor candidate is required to teach Child Passenger Safety Technician (CPST).

August 8-16, 2016, POIII. Daniel Smith, DPS Saipan Traffic Enforcement/CPS Technician traveled to Orlando, Florida to attend the 12th Annual Kids in Motion Conference and Pre Conference from August 11-13, 2016.

August 8-16, 2016, DPS Saipan, Giancarlo Evengelista Traffic Enforcement/CPS Technician travelled to Orlando, Florida to attend the 12th Annual Kids in Motion Conference and Pre Conference from August 11-13, 2016.

August 8-16, 2016, Conrad Castro (OP/CR) Program Manager/CPS Technician traveled to Orlando, Florida to attend the 12th Annual Kids in Motion Conference and Pre Conference from August 11-13, 2016.

Police Traffic Services (PTS) Saipan:

November 16 – 23, 2015, John L. Cook, DPS Legal Counsel attended the 2015 Governors Highway Safety Executive Seminar Training in Atlanta, Georgia from November 17-19, 2015.

February 18-19, 2016, Leonardo Duenas (PTS) Program Manager traveled to Rota to conduct Fiscal Year 2016 program monitoring and equipment inventory.

March 11, 2016, Leonardo Duenas (PTS) Program Manager traveled to Tinian to meet with DPS Resident Director Juan Santos and DPS Tinian Traffic OIC, POIII Wally Villagomez and Peter Palacios to meet the Sub-Grantee to discuss FY 2016 Project Agreement and newly implemented FAST ACT for 2017 and other pending issues.

April 1-10, 2016, Leonardo T. Duenas (PTS) Program Manager attended the 2016 Lifesavers National Conference in Long Beach, California from April 3-5, 2016, on the following day attended the 2016 NHTSA Region IX Leadership/Partner's Meeting from April 6-7, 2016.

Police Traffic Services (PTS) Tinian:

No Travel Performed

Alcohol and Other Drugs Countermeasures (AL) Saipan:

February 18-19, 2016, Alina Cabrera (AL) Program Manager traveled to Rota to conduct Fiscal Year 2016 program monitoring and equipment inventory.

March 11, 2016, Alina Cabrera (AL) Program Manager traveled to Tinian to meet with the DPS Resident Director Juan Santos, DPS Tinian Traffic OIC, POIII Wally Villagomez and Peter Palacios

the Sub-Grantee to discuss FY 2016 Project Agreement and newly implemented FAST ACT for 2017 and other pending issues.

April 10-16, 2016, Sgt. Anthony Macaranas attended the Instructor Development Course from April 11-16, 2016, in Tallahassee Florida sponsored by Transportation Safety Institute (TSI).

April 1-10, 2016, Alina Cabrera (AL) Program Manager attended the 2016 Lifesavers National Conference in Long Beach, California from April 3-5, 2016, the following day attended the 2016 NHTSA Region IX Leadership/Partner's Meeting from April 6-7, 2016.

April 17-25, 2016, Alina Cabrera (AL) Program Manager attended the updated Program Management for NHTSA Program due to the passage of the U.S. DOT Fixing America's Surface Transportation Act (FAST ACT).

May 13, 2016, Alina Cabrera (AL) Program Manager traveled to Tinian to conduct Fiscal Year 2016 Program Monitoring, equipment inventory and to attend the Click It or Ticket Proclamation signing.

August 8-September 3, 2016, Alina C. Cabrera (AL) Program Manager, attended the 49th Annual Conference on National Association Women Highway Safety Leaders, Inc. (August 24-27, 2016) and Annual Governors of Highway Safety Meeting from (August 28-31st) in Seattle, WA.

Alcohol and Other Drugs Countermeasures (AL) Rota:

No Travel Performed

Alcohol and Other Drugs Countermeasures (AL) Tinian:

No Travel Performed

Emergency Medical Services (EMS):

March 31-April 1, 2016, CPS Technician/FFI. Paul Acebedo attended the 2016 Lifesavers National Conference and Pre-Conference in Long Beach, California from April 2-5, 2016.

August 8-16, 2016, DPS Saipan, Fire Fighter I/EMT/CPS Technician, Lorenzo V. Deleon Guerrero traveled to Orlando, Florida to attend the 12th Annual Kids in Motion Conference and Pre Conference from August 11-13, 2016.

Motorcycle Safety (MS):

No travel performed

Traffic Records (TR):

August 5-13, 2016, Presiding Judge/TRCC Chairman Roberto C. Naraja attended the 2016 Traffic Records Forum in Baltimore, Maryland from August 7-10, 2016,

August 5-13, 2016, Margaret Dlg. Camacho, OIC DPS, Highway Safety Office attended the 2016 Traffic Records Forum in Baltimore, Maryland from August 7-10, 2016,

August 5-13, 2016, Thomas C. Camacho, DPW Manager, TSL-Inspector/TRCC Member attended the 2016 Traffic Records Forum in Baltimore, Maryland from August 7-10, 2016,

Speed Enforcement Management (SE):

No travel performed



Below, April 2016, NHTSA Region IX Partner's Meeting, Long Beach California. Ms. Margaret Dlg. Camacho, Traffic Officer Police Officer II Norris Kwon and Alina Cabrera conducting presentation on the CNMI Department of Public Safety Highway Safety Program accomplishment in 2015/16.



February 2016, New Child Passenger Safety Technician Training and Re-Certification



**Summary of the CNMI's
Commonly Reported Statistics**

Q

Data Elements (Year)	2011	2012	2013	2014	2015
No. of Vehicle Registered	11,729	14,515	15,493	19,505	20,621
Licensed Driver(New & Renewal)	490	7,539	6,831	7,106	6,906
Total Crashes Reported	906	1,717	1,923	1,360	1,507
Total Injuries	51	114	230	300	112
Yearly Fatalities	2	4	4	2	0

Yearly DUI Arrests and Fatalities Involved

Data Elements	2011	2012	2013	2014	2015
No. DUI Arrests	239	162	147	157	104
Yearly DUI Fatalities (Alcohol Involved)	1	3	3	2	0
DUI Involved Crashes	55	32	28	56	46

Yearly Seat Belt Survey Percentage Usage Rate

Data Element	2011	2012	2013	2014	2015	2016
Child Restraint % Usage Rate	37.48%	40.93%	46.54%	71.20%	64.52%	56.29%
Occupant Protection % Usage rate	93.66%	-0-	90.51%	91.44%	95.58%	92.30%

Core Performance Measures

C-1 Traffic Fatalities:

The CNMI's goal is to decrease traffic fatalities using 2011-2015 from calendar base year average of 3 to 2 by September 30, 2016.

Result: During calendar year 2016, there were six (6) traffic fatalities.

C-2 Number of Serious Injuries:

The CNMI's goal is to decrease serious traffic injuries to 10.4% by using 2011-2015 calendar base year's average of 10 to 7 by September 30, 2016.

Result: During calendar year 2016, there were (12) serious traffic injuries.

C-3 Fatalities / Vehicle Mile Travel (VMT):

Not Available

C-4 Number of Unrestraint Occupant:

To decrease the unrestraint passenger vehicle occupant fatalities in all seating positions to 1% using 2011-2015 calendar base year average of 2 to 1 by September 30, 2016.

Result: During Calendar year 2016, no Unrestraint Occupant Fatality.

C-5 Number of Alcohol Impaired Driving Fatalities:

The CNMI's goal is to maintain the number of alcohol impaired driving fatalities from the 2011-2015 calendar base year average of 2 to 1 by September 30, 2016.

Result: There were (3) alcohol-impaired driving fatalities.

C-6 Number of speeding-related fatalities:

The CNMI's goal is to maintain speeding related fatalities from 2011-2015 calendar base year average of (2) to (1) by September 30, 2016.

Result: In 2016, one (1) traffic fatality recorded was related to speeding.

C-7 Number of Motorcycle Fatalities:

To maintain the number of motorcycle fatalities (0) percent from the 2011-2015 calendar base year average of (0) up to December 31, 2016.

Result: During calendar year 2016, there were no motorcycle fatality.

C-8 Number of Un-helmeted Motorcycle Fatalities:

To maintain zero (0) number of un-helmeted motorcycle fatalities up to December 27, 2016.

Result: During calendar year 2016, there were zero (0) number of un-helmeted motorcycle fatality.

C-9 Drivers Age 20 or Younger Involved in Fatal Crashes:

To maintain the number of drivers age 20 or younger Involved in fatal crash (0) percent from the 2011-2015 calendar base year average of (0) up to December 31, 2016.

Result: During calendar year 2016, there were (0) age 20 or younger involved in fatal crashes.

C-10 Number of Pedestrian Fatalities:

To maintain the number of pedestrian fatalities at 0.2% percent from the 2011-2015 calendar base year.

Result: During calendar year 2016, there was (0) pedestrian fatality.

C-11 Number of Bicycle Fatalities

The CNMI's goal is to maintain the number of bicycle fatalities from zero (0) (2011-2015 average) to zero (0) by December 31, 2016.

Result: During calendar year 2016, there was (0) Bicycle Fatality.

Core Behavior Measure:

B-1 Seat Belt Use Rate (Observed Seat Belt Use Survey)

Goal: The CNMI continues to maintain or increase the seat belt use of front seat outboard occupant passenger vehicle percentage point with 2016 calendar base rate at (92.30%) compared to (91.44%) as per Occupant Protection survey in 2015. The child restraint usage rate for 2016 recorded at (56.29%) compared to 2015 at (61%) and 2014 base year at (64%).

Results: In 2016, we conducted a child restraint usage survey with the outcome of (56.29%). Occupant Protection seat belt survey was also conducted with the outcome of (92.30%), in comparison with 2014 average of (91.44%) an increase of about 18%.

Core Activity Measures

A-1 Seat Belt Citation Issued During Grant Funded Mobilization/Enforcement

	<u>2012</u>	<u>2013</u>	<u>2014</u>	<u>2015</u>	<u>2016</u>
Occupant Protection:	22	370	73	51	133
Child Restraint:	1	12	6	2	8

A-2 Impaired Driving Arrests made during Grant Funded Crackdown/Enforcement.

	<u>2012</u>	<u>2013</u>	<u>2014</u>	<u>2015</u>	<u>2016</u>
DWI Arrests:	8	2	6	0	0

A-3 Speeding/Reckless Driving Citations Issued during Grant Funded Enforcement.

	<u>2012</u>	<u>2013</u>	<u>2014</u>	<u>2015</u>	<u>2016</u>
Speeding:	34	56	655	791	428
Reckless Driving:	6	6	n/a	131	1

2016 Enforcement Mobilizations & Crackdowns

Click It or Ticket National Enforcement Mobilization (2016):

During the 2016 Click It or Ticket National Enforcement Mobilization, the CNMI continued to conduct enforcement activities on OP/CR Checkpoint, Selective Traffic Law Enforcement and public education at the elementary level, integrated a community outreach where we were able to build a positive relationship with the public.

Again, in 2016, we provided educational presentations at various high schools and elementary schools to include parent teacher school association (PTSA) meetings. We also conducted car seat courtesy check up events at the Susupe Sabalu (Saturday) Farmers Market and at the Garapan Street Market (every Thursday night). Again, the media activity provided the most public information and education through local newspapers, magazines, radio and television station.

Click It or Ticket National Enforcement Mobilization data survey activity (2016)

Reporting on Safety Belt Enforcement: (Data Survey Activity)

DWI Arrests: (5)

Seat Belt Citation: (133)

Child Restraint: (7)

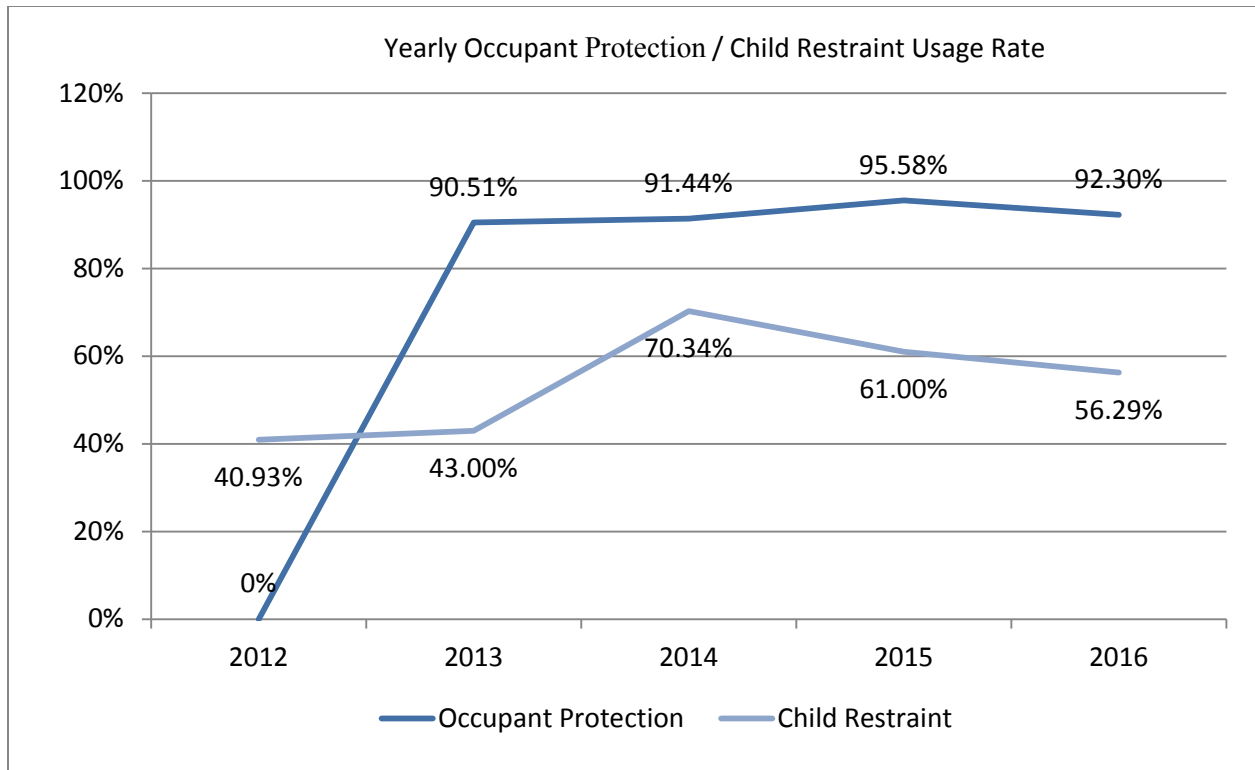
OP/CR Checkpoint: (13)

Speeding: (200)

Reckless Driving: (1)

Below, Click It or Ticket National Mobilization display at the 2016 Annual Agriculture Fair. POII. Norris Kwon, POII. Carlo Evangelista and Conrad Castro OP/CR Program Manager.





Fourth of July 2016 “Impaired Driving”:

During the 2016 Fourth of July Impaired Driving Crackdown/campaign, we continue to work closely with the media to provide the most effective way of informing the public through local newspapers, magazines, radio and television stations about “*Drive Sober or Get Pulled Over*” campaign and the importance of not drinking and driving message.

National Impaired Driving Crackdown “Labor Day Weekend”:

August 17 to September 5, 2016, is the Impaired Driving Crackdown “Labor Day Weekend”, the media continues to be an effective tool in informing and educating the public on Impaired Driving Awareness (Driver Sober or Get Pulled Over) as this was the only means of reaching the community.

Although no arrests were made, violations were minor traffic stops such as no seat belt; tail lights/head lamps, no driver’s license, expired car registration and rolling stop etc.

DWI Arrests: (0)	Speeding: (0)	Safety Belt Citations: (20)
Child Restraint: (8)	Reckless: (0)	Sobriety Checkpoints Conducted: (0)
Paid Advertisement: (T.V. (6)		Radio Spots: (420)

Child Passenger Safety Week National Seat Check Saturday (2016):

During Child Passenger Safety Awareness Week and throughout the year, we continue to educate parents on child passenger safety.

2016 CPS Week National Seat Check Saturday



2016 Child Restraint display during Child Passenger Safety Week National Seat Check Saturday,

2016 Healthy MOTHERS Healthy babies Fair



2016 Child Restraint display at the "Healthy MOTHERS Healthy babies Fair held at the Fiesta Hotel. OP/CR Program Manager Conrad Castro and POII. Adrian Mendiola from Traffic Section



2016 Child Passenger Safety Week proclamation signing by LT. Governor Victor Hecog, attended by DPS Commissioner Robert Guerrero, DFEMS Commissioner Clyde Norita, other government agencies and DPS personnel. Below, Child Restraint/car seat training by Conrad Castro, OP/CR Program Manager and Officer Norris Kwon from DPS Traffic Section.



December 2016, Drunk, Drugged, Distracted and Drowsy Driving (4D's) Prevention Month Campaign: *“Driver Sober or Get Pulled Over” and “Buzzed Driving is Drunk Driving”*

The Commonwealth of the Northern Mariana Islands conducted its annual educational awareness campaign activities which kicked off with a proclamation signing on November 23rd 2016, at the Governor’s Office Conference Room attended by DPS Commissioner Robert Guerrero, DFEMS Commissioner Clyde Norita, Congressman Joseph “Lee” Deleon Guerrero, DPS personnel, other government agencies and the media were present to witness the signing of the proclamation.

For this year again, the CNMI Police Officers from Saipan, Tinian and Rota will be conducting High Visibility Enforcement as well as checkpoints and designated driver program. School presentations will be scheduled for both public and private high school. We continue to work closely with the Media’s on advertisements reaching a diverse community to include local radio stations, television commercials, newspapers advertisement in many different languages as well as social media on Facebook.



Pre-Holiday Season & Holiday Season



“Drive Sober or Get Pulled Over”



2016 December Drunk, Drugged, Distracted and Drowsy Driving proclamation signing by Lt. Governor Victor Hocog held November 23rd, 2016, the Governor's Office

Respective islands (Saipan, Tinian and Rota) Highway Safety 2016 Annual Report

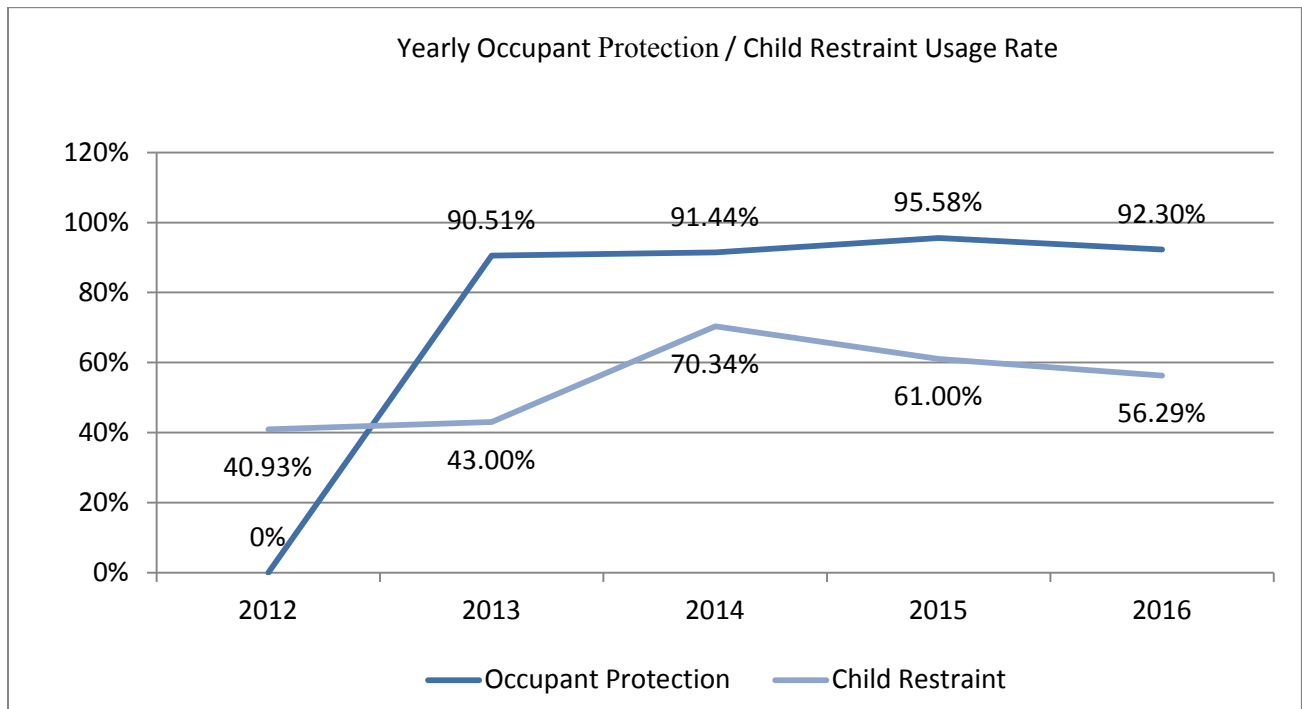
Island of Saipan Report...

Commonwealth of the Northern Marianas Islands (CNMI) consists of fourteen (14) chain of tropical islands in which the island of Saipan is the largest and capitol of the CNMI. The island of Saipan consists of approximately 44.55 square miles and the economy is mainly based on tourism industry. US Department of Commerce-Census Bureau recorded CNMI's population of fifty-three thousand eight hundred eighty-three (53,883) in year 2010 and the capitol island of Saipan's population of forty-eight thousand two hundred twenty-two (48,222). Since year 2010, CNMI's economy has been rapidly growing due to increasing number of tourist arrival from China, Korea, Japan and Russia.

Furthermore in year 2016, the island of Saipan have seen rapid economy growth due to the starting of casino industry and construction of multibillion dollars casino hotel. Due to the said reasons, the growth have been visibly noticed. CNMI Department of Public Safety (DPS) consists of Police Division, Criminal Investigations Bureau, Administrative Services and Bureau of Motor Vehicle. Commissioner of DPS oversees the general functions of DPS while the Director of Police oversees the functions of Police Division. The Police Division consists of Patrol Section (Village Patrol), Traffic Section (Highway Patrol), MCSAP (Motor Carrier Enforcement), Boating Safety Section (Marine Patrol) and COPS (Community Oriental Policing Section), under the direct command of the Police Operations Commander.

Occupant Protection/Child Restraint

Department of Public Safety-Saipan has been conducting Occupant Protection restraint usage survey annually to see the results of the program's outcome. Based on Occupant Protection usage survey conducted on June 2016, Island of Saipan recorded driver and passenger restraint usage rate of 92.30%, which is 3.28% decrease from previous year 2015. The CNMI's current 2016 seat belt usage rate of 92.30% continues to exceed the national average as a result of the vigilance, public awareness, public education and enforcement by the Department of Public Safety-Saipan.



Through the annual Child Restraint usage survey conducted on the month of September 2016, DPS-Saipan have recorded Child Restraint usage rate at 57.17%. Current year 2016's Child Restraint usage had dropped 7.35% compared to last year 2015 and 14.03% compared to 2014.

While conducting Child Restraint usage surveys at various head starts and day cares around the island, we observed many noncompliant motorists have their child restraints in their vehicle but they do not take their time to properly restraint their child. If the child is not properly restrained, the surveyors consider that as no usage. We believe that the main problem to usage drop is due to lack of enforcements. DPS Traffic Section used to have between 1 to 2 traffic enforcement at night and same number during the day prior to September 2016. In September 2016 newly recruited police cadets graduated from the police academy and have joined the DPS Police force. Therefore, the traffic enforcement personnel number has increased from 1 to 2 daily to 2 to 3 daily.

The annual national Click It Or Ticket and the Four Steps for Kids campaign programs has been proven to be an effective tool in strengthening the CNMI's occupant protection and child restraint program. DPS-Saipan joined the national campaigns, such as the, Click It Or Ticket Mobilization which was conducted May 16 to June 5, 2016 and during the enforcement, (268) various traffic citations were issued and in which consisted, (24) occupant restraint violations and (01) Child Restraint violation. DPS-Saipan further joined the Child Passenger Safety Week campaign in September 18th thru 24th, 2016 and had conducted (06) OP/CR Checkpoint enforcements in variety locations of the island, where (598) vehicles were screened in which (22) occupant restraint violations and (04) child restraint violations were recorded.

2016 Click It or Ticket National Enforcement Mobilization



2016 Click It or Ticket National Enforcement Mobilization proclamation signing at the Governor's Conference Room. Below, Occupant Protection (OP)/Child Restraint (CR) Checkpoint Operation.



Furthermore in year 2016, as of November 29th, DPS-Saipan conducted total of (6) car seat checkup events at multiple sites and inspected total of (33) car seats. As part of Click It or Ticket mobilization campaign, Department of Public Safety's traffic section along with Highway Safety Office personnel visited multiple public events and head start establishments and conducted (20) educational presentations and public outreach.

Through our community outreach, the Highway Safety Office (HSO) through its Car Seat Assistance Program was able to provide assistance towards the purchase of (257) car seats to different households in the CNMI for the fiscal year 2016. As a result of this program, young children in the CNMI are much safer when traveling on the highways and roadways. In addition, HSO has identified many Fitting Stations on the island of Saipan such as Police Station, Fire Stations, and Highway Safety Office.

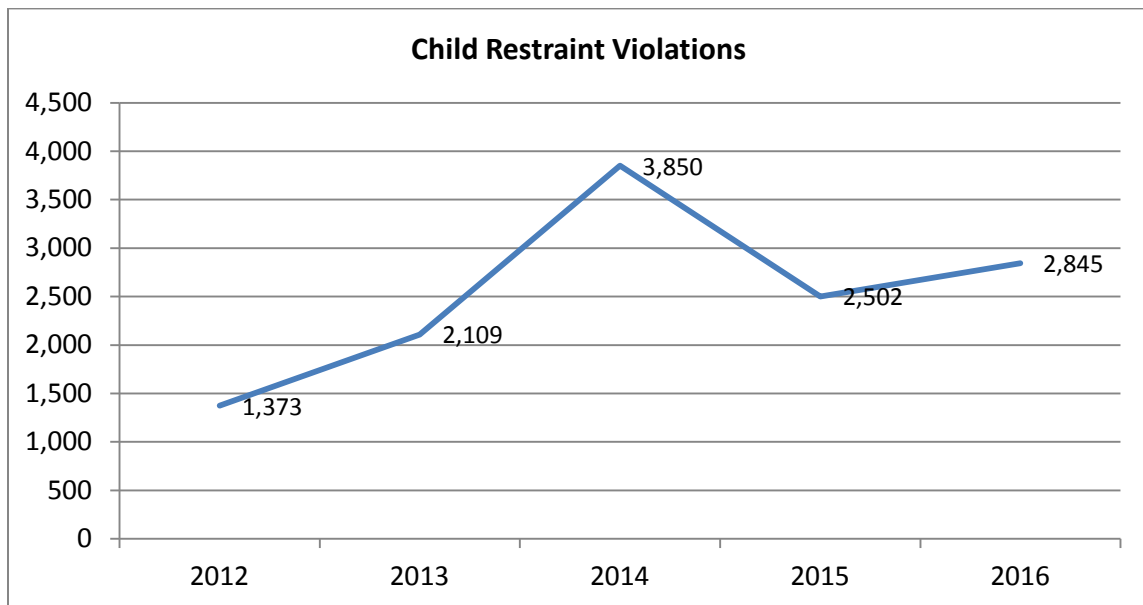
Educational presentations were conducted to the community on retrofitting and properly securing car seats to children, most especially the first time users. Proper car seat installation trainings were conducted with various participating vendors, to ensure that applicants applying for car seats voucher program are given the proper instructions and car seat installation for their children.



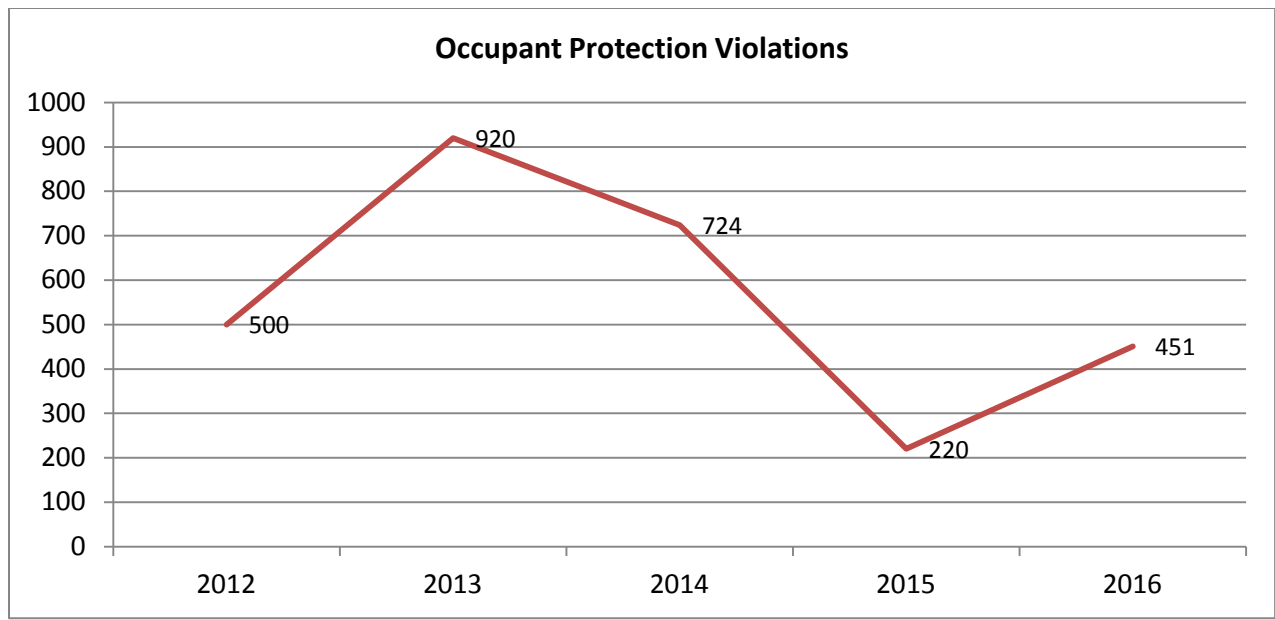
October 2016, Child Passenger Safety/Child Restraint presentation conducted by the Program Manager Conrad Castro and Police Officer II. Norris Kwon from Traffic Section.

Department of Public Safety along with Highway Safety Office continuously educate and remind the general public about Click It Or Ticket and Four Steps for Kids campaign via local media outlets for both air and print. Visual messaging systems are also set up with private entities to take up the challenge in delivering our prevention campaign messages. Through our efforts, authorities were able to achieve and accomplish the following for its occupant protection and child restraint program for calendar year 2016 (January 1 thru November 29, 2016);

1. Traffic Section issued 451 safety belt citations and 47 for child restraint violations.
2. Traffic Section conducted 6 OP/CR Check points in 2016.
3. Traffic Section conducted 6 OP/CR Check up events in 2016.
4. Traffic Section conducted 20 OP/CR Presentations at various locations.



For child restraint violation, DPS-Saipan recorded (49) in calendar year 2010 to (47) in 2016, as of November 29, 2016. The numbers of child restraint traffic citations has slightly decreased over the last three years but occupant protection restraint violation had gone up compared to previous year 2015 as we are increasing our enforcement efforts to reduce the number of injuries and death on the highway. Seat belt usage is a primary law in the CNMI, effectuating traffic stops to motorists found to be in violation are subjected to penalties and fines. We see fluctuation in the number of occupant restraint protection violations compared to previous years.



Police Traffic Services (PTS)

The goal of the DPS-Saipan Police Traffic Services program is to improve efficiencies in the investigations of fatal or near-fatal crashes as well as enforce traffic laws on our highways and roadways by way of professional training and equipment acquisition designed to enhance and accomplish specified PTS tasks.

Funding from the U.S. Department of Transportation (U.S. DOT) and National Highway Traffic Safety Administration (NHTSA) has been the main financial sources for local authorities in implementing these vital programs. With the continued efforts by both local and federal levels in achieving national targets, local authorities have developed initiatives to reinforce program delivery.

Checkpoints, saturation patrols, drunk drugged driving prevention, speed management, traffic crash reduction, and other mobilization efforts were planned and delivered throughout the community. PTS continues to focus its efforts in speed control with random laser enforcement at strategic and high volume locations. Drag or Street racing on highways continues to be monitored by PTS personnel.

Through this coordinated program, authorities have staged enforcement personnel at unannounced locations to tag street racers. In calendar year 2016 (January 1 thru November 29, 2016), PTS authorities issued total of 904 speeding citations which are usually charged with additional violation(s). PTS also conducted numerous Speed Enforcement mobilizations while out on Selective Traffic Law Enforcement.



Laser Speed Enforcement Operation May 12, 13, 19, and 20, at different location on Saipan main or busy highway during peak hours.

Well well well....that's 3 in a row.

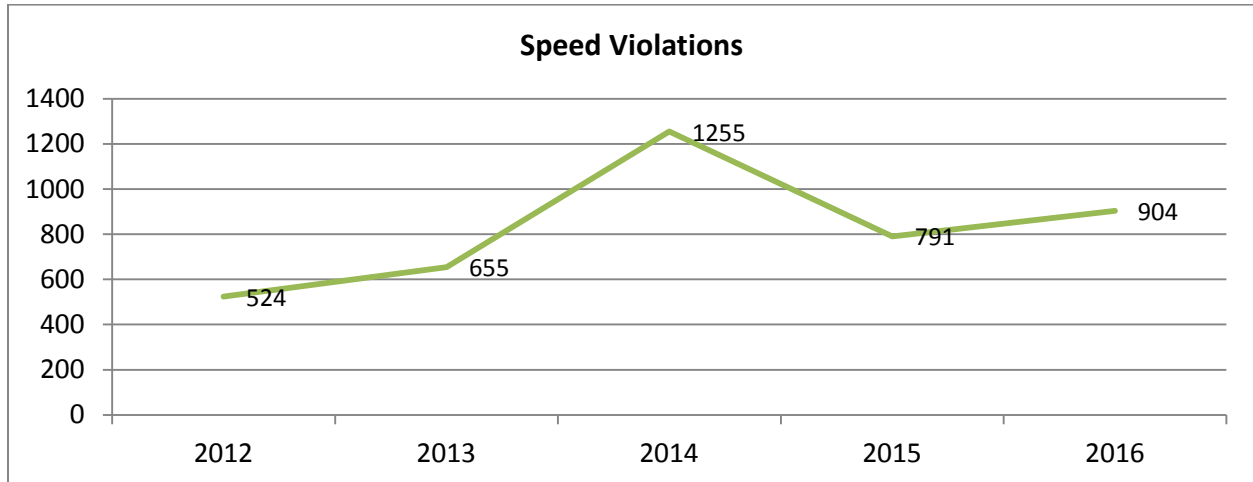
Looks like the CNMI Gov't just collected some much needed funds.

Thank you DPS and to all the concerned citizens!

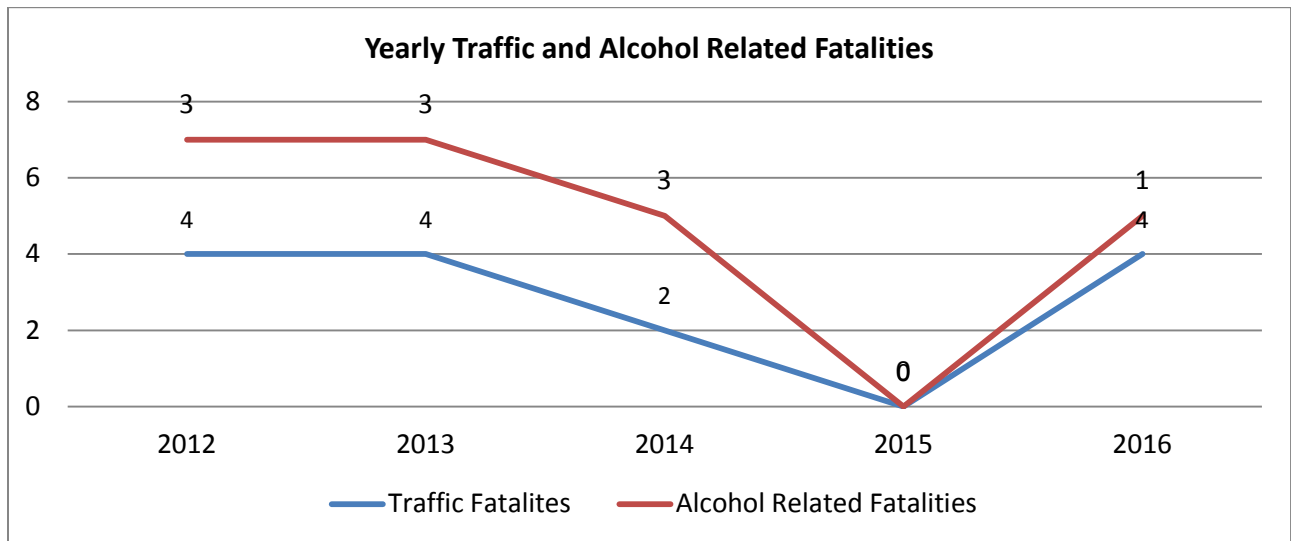


While speed is considered to be one of the main factors of most traffic crashes involving injuries and/or fatal, DPS-Saipan initiated High Visibility Enforcement, which marked Police vehicles are assigned to specific locations, island wide for high visibility traffic enforcement during rush hours with limited number of speed detecting devices such as LTI 20/20. Other than High Visibility

Enforcement, we had initiated Low Visibility-Covert Traffic Law Enforcement with unmarked rented vehicles to change and mix the old law enforcement strategies. Due to the economic growth and obvious growth in number of vehicles on our highway, the number of violations will be large.



Reduction of traffic related fatalities crashes on our highways and roadways continues to be a challenge. In 2016, Saipan recorded five (5) Traffic Fatalities as of December 11, 2016, three (3) were alcohol and speed related, one (1) were speed related crash and the other one (1) ejected at the back of the pick truck.



Saturation patrols, High Visibility Enforcement programs, Sobriety/OPCR Checkpoints and now Low Visibility/Covert Enforcements conducted had stepped up deterrence effort with respect to Impaired Driving and other aggressive drivers. As noted, these activities are considered as many

positive enforcement programs by authorities.

This collaborative effort also involves working with other government agencies and safety advocates to solidify program exposure and achieving highway safety goals.

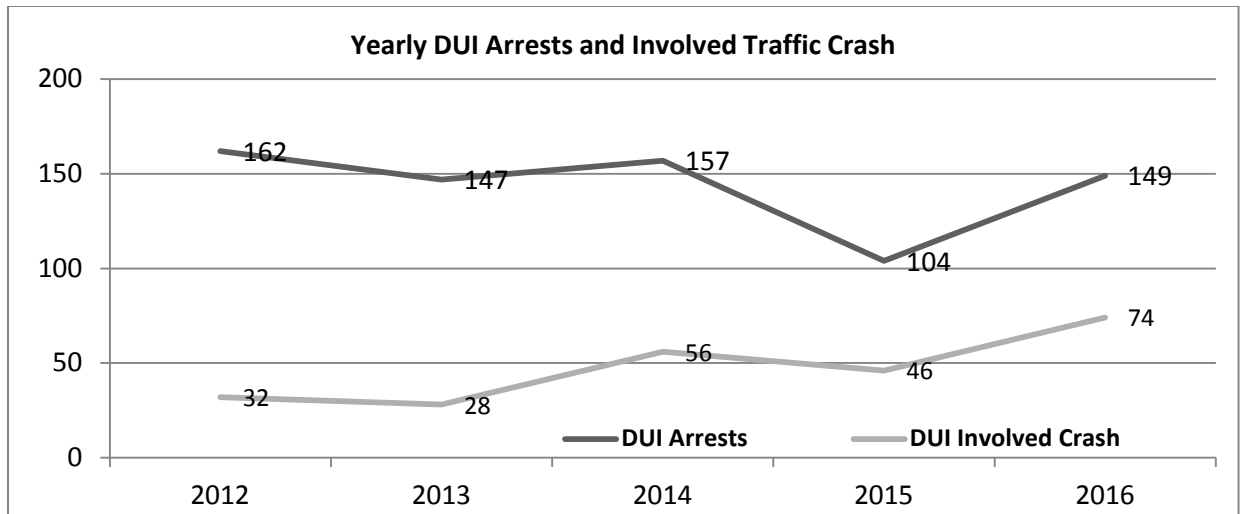
Through our efforts and with limited available resources and manpower, authorities were able to achieve and accomplish the following for its PTS program for the year 2016:

1. Provided (147) traffic escorts and directed (69) events requiring directing traffic on the main highways or roadways.
2. Increase the Occupant restraint enforcement on the highways.
3. Increase the Speed violation enforcement on the highways.
4. Increase the DUI enforcement and arrests on the highways.

Alcohol Countermeasure

The Department of Public Safety-Saipan continues to see an impaired driving problem on its highways and roadways. Department of Public Safety-Saipan continues to implement aggressive impaired driving campaigns to deter operators to go behind the wheel when they are impaired. It is, however, noticeable challenge to instill the mentality among these individuals of the consequences when driving impaired. This problematic area is considered a behavioral factor among violators.

To positively influence these behavior patterns, authorities have developed an extensive anti-impaired driving mobilization. These mobilizations are often implemented at high peak periods as well as holidays. Departments are tasked to develop their campaign for both day and night, weekdays and weekends. These mobilizations may include any of the following; highway interdictions, saturation patrols, sobriety checkpoints, and selective traffic law enforcement programs. The Traffic section conducted (6) Sobriety checkpoints in the calendar year 2016 (as of November 29, 2016) and recorded total of (149) DUI arrests from variety enforcement efforts.



2012-(1,672) Total Traffic/Non-Traffic Crashes and (32) involving alcohol.

2013-(1,899) Total Traffic/Non-Traffic Crashes and (28) involving alcohol.

2014-(1,081) Total Traffic/Non-Traffic Crashes and (56) involving alcohol.

2015-(1,484) Total Traffic/Non-Traffic Crashes and (46) involving alcohol.

2016-(1,823) Total Traffic/Non-Traffic Crashes and (74) involving alcohol.

In addition to local efforts, authorities also participated in the national mobilization efforts by mirroring mobilization targets and events. One of the biggest events recognized by local authorities is the Drive Sober or Get Pulled Over impaired driving prevention campaign.

Year 2016, the Department of Public Safety-Saipan has kicked off "4D"-Drunk, Drugged, Distracted & Drowsy driving prevention campaign to fight and keep "4D" drivers off the highways. This campaign brings all safety advocates from various government, private and non-profit organizations to head the "Designated Driver-(670)483-RIDE" program. This program transports impaired drivers home safely from any destination.

Agencies which support this annual mobilization are CNMI Department of Corrections, CNMI Adult Probation Office, U.S Customs and Border Patrol, Community Guidance Center, CNMI Alcohol, Beverage and Tobacco Control and etc. These agencies have been assisting our organization develop and coordinate impaired-driver events and deterrence. Some examples of these mobilizations also include school presentations and static displays at various outlets throughout the islands.



2016 December Drunk, Drugged, Distracted and Drowsy Driving proclamation signing by Lt. Governor Victor Hocog with Dept of Public Safety Commissioner Robert Guerrero held November 23rd, 2016, the Governor's Conference Room.



Local media personnel attended the proclamation signing from local newspapers, television station and other government agencies.

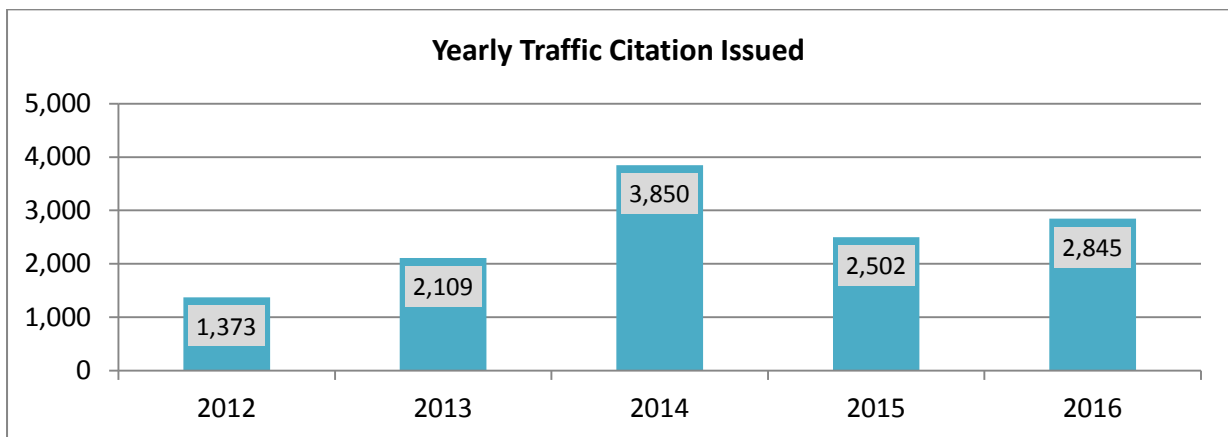
Along with various agencies, the “4D” Designated Driver (DD) Program which is currently active and this program consists of men and women who provide transportation services throughout the campaign voluntarily and without fees. And inclusive of various rent a car companies on island for donating vehicles and communication companies for donating communication equipment and services for this specific program during these hard economic times. This program has always been the highlight of the campaign.

Under the “4D” program, Sobriety Checkpoints and Saturation patrols will be conducted as part of enforcement plan to step up deter, detect and apprehend effort with respect to impaired drivers and other aggressive drivers. Although the calendar year 2016 has not ended, authorities were able to achieve and accomplish the following for its alcohol countermeasure program for the year 2016:

1. Conducted (6) sobriety checkpoints during the 2016 National Impaired Driving Crackdown’s Labor Day Weekend, Fourth of July Impaired Driving, Driver Sober or Get Pulled Over, and etc.
2. Detected and processed (149) impaired drivers on the highways and roadways.

Conclusion

Based on our traffic citation records, Police Traffic Services issued total of (2,845) traffic citations in year 2016 (as of November 29, 2016) to the motorist as compared to (2,502) traffic citations in year 2015. These statistics shows that the motorists in Saipan continue to violate traffic laws and the local authorities of DPS-Saipan continues its effort in enforcing traffic laws and keeping our roadways and highways safe.



To continue to accomplish our highway safety missions and keep our highways safe, the CNMI’s Department Of Public Safety Police division needs the assistance of US Department of Transportation and NHTSA to give full support and provide funding assistance as financially restrained local authorities primarily relies on it. Furthermore the Department of Public Safety has found it to be effective when taking a proactive approach in tackling the issues of traffic violators by conduction educational check points, HVE enforcement combined with more public awareness and public presentations.

Island of Tinian Report...

The Department of Public Safety Tinian Traffic and Patrol Police Officers continued to keep the roads safe for all motorized vehicles and pedestrian safety by educating and boosting the enforcement efforts to prevent serious crash or fatality. Public information and education continued for both public and private school on Tinian, government and private businesses.

The Traffic Section goal for DPS Tinian is to serve the community by enforcing the motor vehicle traffic laws of the Commonwealth of the Northern Marianas islands as well as reducing the number and severity of accidents. The ultimate goal is to foster greater traffic safety for motorist, bicyclist and pedestrians

This section did not nominate any officer to attend the Child Passenger Safety training due to that the officer that is assigned to this section was in Saipan assisting with the recovery efforts after Typhoon Soudelor.

The following is the statistics for seat belt usage, traffic crash involved and DUI arrests:

2010:

Total citations issued: 57
Seatbelt violations: 07
Car Seat violations: 00
Total traffic crashes: 01
Fatality: 01 (Moped Spill)
DUI Arrests: 00
DUI related fatality: 00

2011:

Total citations issued: 48
Seatbelt violations: 07
Car Seat violations: 00
Total traffic crashes: 14
Fatality: 00
DUI Arrests: 00
DUI related fatality: 00

2012:

Total citations issued: 66
Seatbelt violations: 21
Car Seat violations: 00
Total traffic crashes: 24
Fatality: 00
DUI Arrests: 01
DUI related fatality: 00

2013

Total citations issued: 29
Seatbelt violations: 03
Car Seat violations: 00
Total traffic crashes: 08
Fatality: 00
DUI Arrests: 00
DUI related fatality: 00

(The data collected for 2012 was collected from January thru November)

2014

Total citations issued: 06
 Seatbelt violations: 06
 Car Seat violations: 00
 Total traffic crashes: 13
 Fatality: 00
 DUI Arrests: 00
 DUI related fatality: 00

2015

Total citations issued: 02
 Seatbelt violations: 00
 Car Seat violations: 00
 Total traffic crashes: 10
 Fatality: 00
 DUI Arrests: 00
 DUI related fatality: 00

(The data collected for 2014 is from January to November)

2016

Total citations issued: 54
 Seatbelt violations: 33
 Car Seat violations: 00
 Total traffic crashes: 07

Fatality: 01 (In 2016, the island of Tinian recorded one (1) traffic fatality involved Fork Lift Ran Off Roadway, (Non-alcohol related).

DUI Arrests: 01

DUI related fatality: 00

(The data collected for from January to November 2016)

EMS and Click it or Ticket Open House (May 2016)

FIRE/EMS and the Traffic Section had an open house activity for the community at the Tinian Fiesta Grounds and we did a display of various kinds of car seats and also conducted Car Seat Courtesy inspection.

Click it or Ticket National Enforcement Mobilization (May 2016)

May 13, 2016 Proclamation signing at the Fire Bay
 May 16-17, 2016 School Presentation (Head Start and 1st grade)
 May 27, 2016 Road Side waiving
 May 29, 2016 Family Fun Day at Fiesta Grounds

(2) OP/CR checkpoints conducted

(10) Seat belt citations were issued out

2016 DPS Tinian Click It or Ticket Enforcement Mobilization Activities



Waving on Broadway Road



Tinian, Department of Public Safety "2016 Click It or Ticket" proclamation signing by the Tinian Mayor Joel San Nicolas, Commissioner of Public Safety Robert Guerrero, DPS Tinian Resident Director John Santos, DPS Tinian enforcement officers and other government agencies.

Fourth of July Impaired Driving (July 4, 2016)

There were no mobilizations conducted regular duty enforcement was conducted. No citations were issued.

BACK TO SCHOOL (August 2016)

STLE Enforcement was conducted; however, (3) three citations were issued during the enforcement.

(2) cited for 4108 9CMC SS (Failure to wear a seat belt)

(1) cited for 9CMC SS 5601 (Failure to stop at a stop sign)



DPS Tinian, OIC Traffic Section Sgt. Wally Villagomez conducting seat belt presentation at the Tinian Head Start Program

National Crackdown Labor Day Weekend (August 2016)

There were no mobilizations conducted and Checkpoints, however regular duty enforcement was conducted. No citations were issued.

CHILD PASSENGER SAFETY WEEK (September 2016)



2016 Child Passenger Safety Week proclamation signing by Tinian Mayor Joel San Nicolas



POI. Eugene Mendiola conducted presentation at the Tinian Head start morning and afternoon session and Car Rental Companies.



2016 OP/CR Checkpoints at various locations on Tinian during the week of September 18-24, during day time and late afternoon hours.

DPS Tinian National Seat Check Saturday (September 24, 2016)



On Saturday September 24, 2016 Car Seat Technicians (Officer Shawn Borja, Eugene Mendiola, and Peter Palacios) conducted "Car Seat Checkup Event from 9 a.m. to 1 p.m. at the Tinian Ace Hardware.

HALLOWEEN (BUZZED DRIVING OR DRUNK DRIVING):

There were no mobilizations, however regular enforcement was conducted. There were no citations issued on this day.

This section assisted at the Halloween parade and mini carnival at the Tinian Fiesta grounds. On September 9 and 10, 2016 this section conducted a child restraint survey



Halloween (Buzzed Driving or Drunk Driving) parade by DPS Tinian together with the Tinian Elementary School and other community participation.



Sgt. Wally Villagomez conducting presentation on Child Restraint, pedestrian safety and other highway safety related programs.

Plan for Holiday Season (Impaired driving “Drive Sober or Get Pulled Over”) (December 1, 2016- January 1, 2017)

-This section combined with Tinian Elementary School will be having a Christmas Caroling to the government agencies and Man Amku.

-Sobriety Checkpoints are scheduled to be conducted during the holiday seasons.

This section will merge with Tinian Mayor’s office in the Christmas tree competition and Christmas parade

-School presentations

-Christmas parade

-Sobriety Checkpoints and STLE Enforcements

OTHER TRAFFIC ACTIVITIES:

This section has participated in numerous work related and community related activities such as the Annual San Jose Fiesta and Pika Festival, the BAT Bike Race, Elementary Halloween Parades, and the Turquoise Blue Triathlon.

This section has also assisted in Funeral Escorts, Parades, Motor Cades and Military Convoys.

This section currently has one (1) traffic vehicle that are currently up and running and (1) one Police Officer assigned to this section.

Island of Rota Report...

TRAFFIC SECTION OVERVIEW:

For the majority of the year the Traffic Section has been manned by 2 sworn personnel to include the Traffic Section Commander. These two personnel split responsibilities within the section in order to ensure that all programs are accomplished in the most effective and efficient manner. In the past month we were able to add additional personnel into the section. The department underwent a massive shuffle of manpower in October of 2016. As with other sections of the department, Traffic also underwent personnel changes.

We are currently staffed by one Sergeant which oversees the entire section; one Police Officer 3 who is in charge of the OP/CR program; and one Police Officer 2 who is in charge of Alcohol and Other Drug Countermeasures. Police Traffic Services is split amongst the three personnel. The section has been operating with only one police vehicle for the year. This is a 2014 Ford Explorer bearing government license plate# 42-10. The 2008 Ford Explorer bearing government license plate# 38-70 has been in the auto shop for transmission repairs since November 2015.

Due to the severe malfunction of this vehicle we opted to survey it out of our inventory. The section also has two Kawasaki Vulcan 900cc motorcycles which it received from the Saipan Traffic Section. These motorcycles are currently in use for Selective Traffic Law Enforcement and High Visibility Enforcement operations. The Mighty Mover checkpoint trailer has also suffered a catastrophic malfunction with the generator and hull of the trailer.

This trailer was procured in 2008 and was long since overdue for replacement. The section received a replacement trailer in January 2016. This trailer serves as the only operational checkpoint trailer for the island. Additionally, the section finally received another police vehicle in the form of a 2016 Toyota Tundra bearing government license plate# 44-31. This vehicle arrived on Rota on November 15, 2016. All vehicles and apparatus were purchased through federal grants.

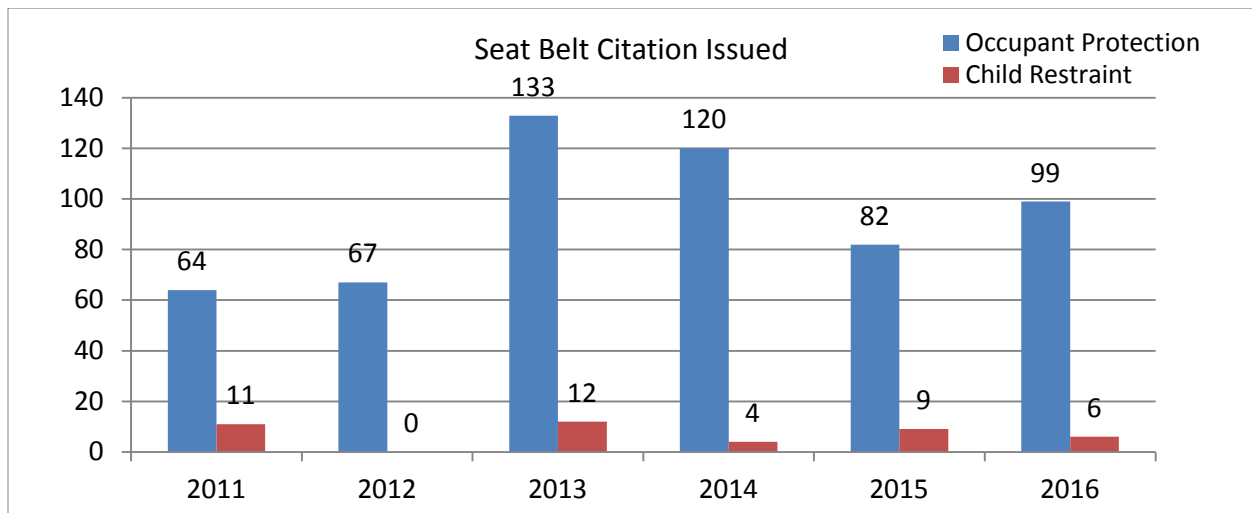
The section also utilizes officers from the Patrol, Criminal Investigation, and Boating Safety Sections for enforcement operations such as checkpoints and HVE's. Since there is a very minimal amount of manpower available in the department officers from all sections assist with various duties and programs.

OCCUPANT PROTECTION/CHILD RESTRAINT:

In May 2016 the Traffic Section conducted a seatbelt usage rate survey on the island. These surveys were conducted along the main highways and within the rural areas. We also conducted a survey on the usage of child restraints in September 2016. The surveys revealed that island of Rota had an average usage rate of 84.8% for drivers, 80.4% for passengers, and 70.34% for child restraints.

The Traffic Section, in collaboration with the other sections within the department as well as local civic groups continue to strive for greater awareness and compliance in regards to seatbelt and child restraint laws of the commonwealth. The annual campaigns of the Click it or Ticket Mobilization, Buckle Up CNMI, and the Four Steps for Kids program, have proven to be an effective medium in strengthening Rota’s Occupant Protection/Child Restraint program. Through these programs officers conduct high volume traffic stops as well as an increase in public education and awareness activities.

Through our community outreach programs, we have been able to reach a large amount of people and increase education and awareness. Each annual activity continues to see a rise in the number of participants. To help spread important and vital information the Traffic Section has worked with local media outlets for air and print media. It has also maintained a website under social networking sites such as Facebook and Instagram to target the younger, technologically advanced demographic.

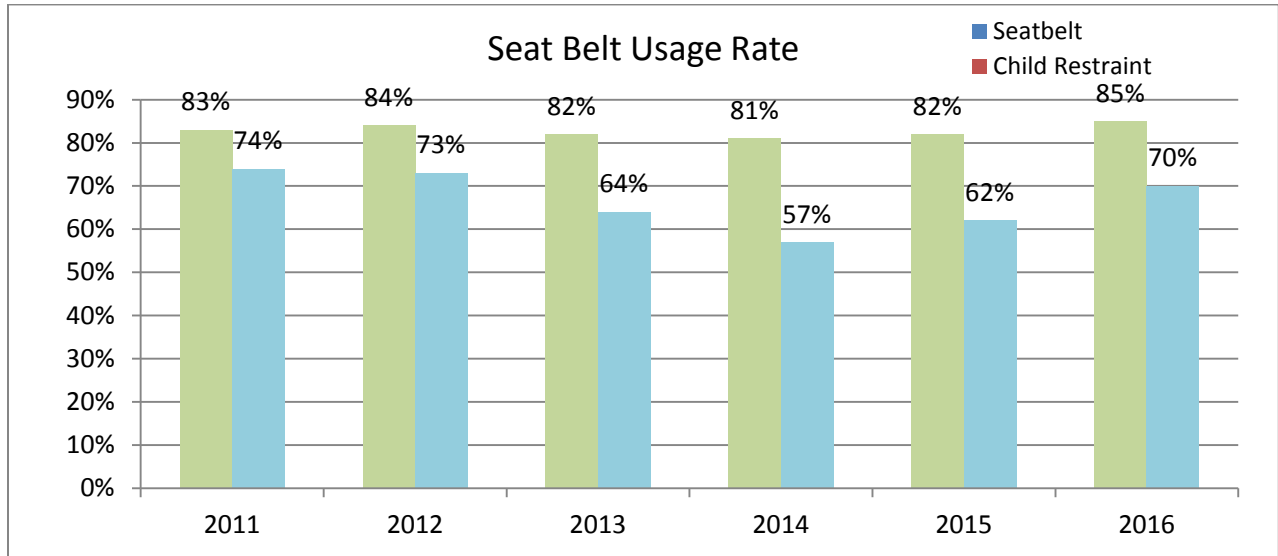


A vast majority of the occupant protection program focused mainly on community outreach and education. This consisted of publication of banners, hand-outs, pamphlets and promotional items.

Through our efforts we were able to achieve and accomplish the following for Occupant Protection and Child Restraint program for the year 2016:

1. Issued 99 citations for Safety Belt violations
2. Issued 6 citations for Child Restraint violations
3. Conducted 5 OP/CR Checkpoints

4. Conducted 24 OP/CR Presentations/Educational Contacts
5. Sent 3 personnel to become Child Passenger Safety Technicians
6. Sent 4 personnel to recertify as Child Passenger Safety Technicians
7. Sent 1 personnel to certify as Child Passenger Safety Instructor
8. Sent 1 personnel to attend Kidz in Motion Conference
9. Acquired one checkpoint trailer



TRAFFIC CRASHES/FATALITIES:

Traffic crashes continue to occur despite the island’s small size. However, it should be worth noting that most of the traffic crashes that occur are single-car crashes. Our statistics and surveys show that most of the traffic crashes generally occur in problem areas. These areas are problematic due to roadway design and engineering. Additionally, the roadway is in desperate need of re-surfacing. Numerous surveys have been conducted throughout the years to address these locations but they have fallen on deaf ears due to financial constraints on the Department of Public Works who handle roadway repair.

In 2016, the Traffic Section responded to eighteen (18) traffic crashes thus far. Of the 18 total crashes 14 of them were single-car collisions with objects. The remaining four crashes were Auto-Auto crashes which occurred in rural locations due to driver error.

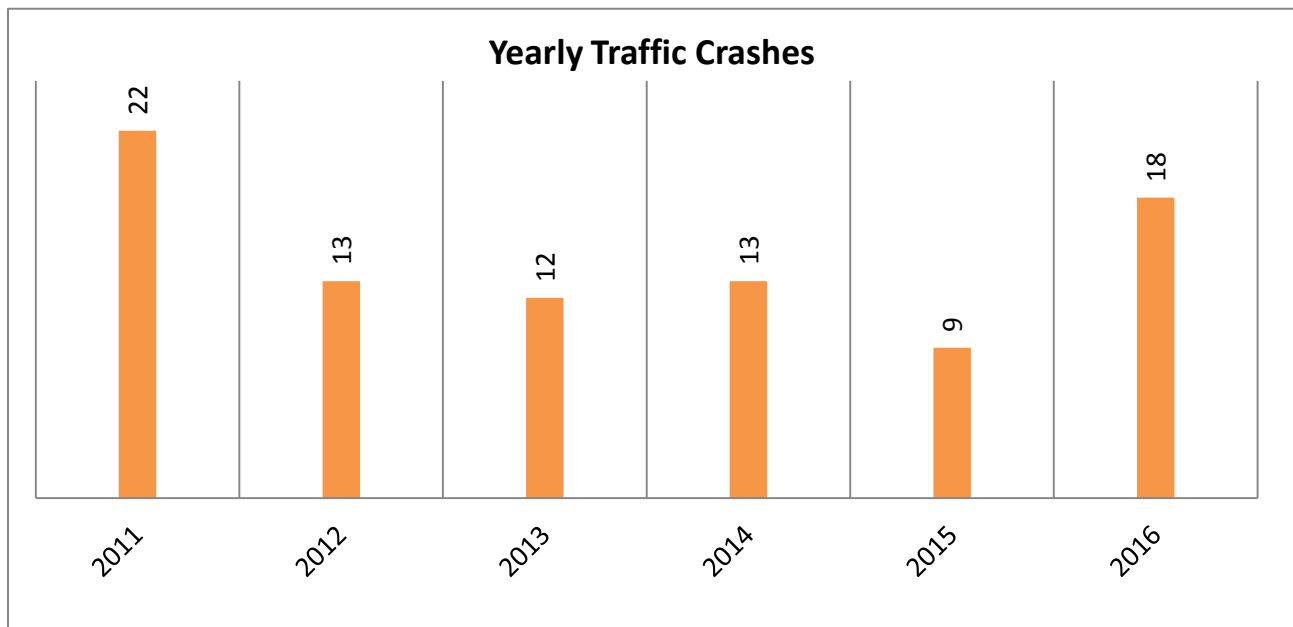
POLICE TRAFFIC SERVICES:

The goal of the Rota Traffic Section’s Police Traffic Services program is to improve efficiency in the investigations of fatal or near-fatal crashes as well as enforce traffic laws on our highways and roadways by way of professional training and equipment acquisition designed to enhance and accomplish specified PTS tasks.

With assistance from the Highway Safety Office, the Traffic Section has continued its efforts in achieving national goals by reinforcing its programs. The Traffic Section has conducted checkpoints, saturation patrols, drunk driving prevention, speed management and other mobilizations in the community.

We have continued to focus a lot of our efforts in speed management with random laser speed enforcement at strategic and high volume areas. Speed enforcement has also been focused in school and rural areas frequented by children and adolescents. Through our efforts we were able to accomplish the following for Police Traffic Services in 2016:

1. Maintain Traffic Fatalities at Zero, compared to 1 in 2011
2. Maintain the number of traffic crashes with serious injuries at Zero for the year
3. Acquire LED Message/Speed Sign Board



ALCOHOL AND OTHER DRUG COUNTERMEASURES:

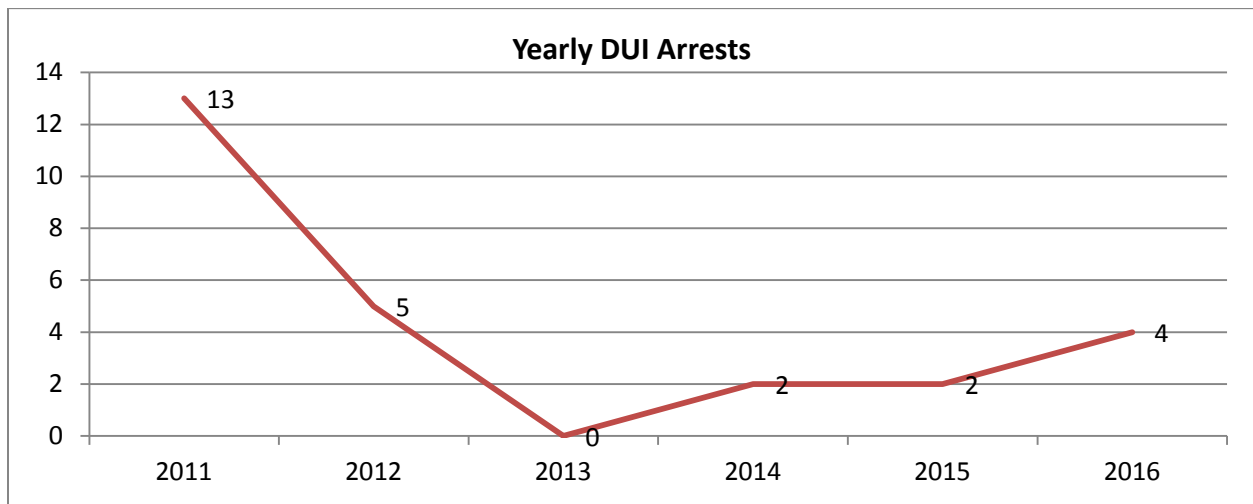
As with all other states and territories, Rota continues to see impaired driving as a major problem on its highways. The Rota Traffic Section continues to implement aggressive impaired driving campaigns to deter operators from driving when impaired. With innovative and educational programs targeting specific demographics we have been able to curb the number of DUI-related crashes on the island. An increase in enforcement efforts also attributed to a lower number of DUI-related crashes. However, according to recent surveys conducted by students of the local high school and the Luta 3D Program, many would-be offenders were deterred due to the program’s Drive Sober or Get Pulled Over campaign.

The success of the program is attributed to the wide range of people targeted to participate in its events. The coalition of youth, government and civic groups along with law enforcement personnel have formed a hugely successful educational and awareness campaign. The Traffic Section has conducted (4) sobriety checkpoints.

These sobriety checkpoints are located in high volume and problematic areas during peak and off-peak hours. The Traffic Section also enlists the aid of volunteers and student groups to assist and observe the checkpoints.

Through our efforts we were able to accomplish the following for Alcohol and Other Drug Countermeasures in 2016.

1. Conducted 4 Sobriety Checkpoints
2. Conducted 2 High Visibility Enforcement Operations
3. Conducted 13 presentations on Impaired Driving
4. Sent one personnel to attend Lifesaver's Conference
5. Acquired one police vehicle
6. Sent two personnel to certify as ARIDE operators



CHECKPOINTS (SOBRIETY & OP/CR):

Checkpoints continue to serve as an effective tool for deterrence and detection of certain violations. Our goal is to conduct an adequate amount of checkpoints during our mobilizations to ensure that we meet our objectives as stated in the Highway Safety Plan. Ultimately, we would like to be able to conduct a minimum of 3 OP/CR and 3 Sobriety checkpoints per quarter by the end of the calendar year. As of date we have conducted a total of 5 OP/CR checkpoints and 4 Sobriety checkpoints. We have another 21 Sobriety checkpoints scheduled for the remainder of the year.

CLICK IT OR TICKET ENFORCEMENT MOBILIZATION:

During this year's mobilization we conducted 5 OP/CR checkpoints. We also conducted several enforcement operations targeted around high volume areas on the island.

We also conducted 8 educational contacts at various locations. Aside from enforcement and education we also conducted numerous community outreach events.

NATIONAL IMPAIRED DRIVING ENFORCEMENT CRACKDOWN:

During this year's crackdown we conducted a total of 4 Sobriety checkpoints. We had initially planned for more checkpoints, however vehicle malfunctions and shortage of manpower led to the cancellation of the rest of the checkpoints.

CHILD PASSENGER SAFETY WEEK:

During the Child Passenger Safety Week, the Traffic Section conducted several educational presentations on the island. We also conducted 4 small scale enforcement operations focused on enforcing the child restraint laws. The sections capped off the program by holding a Child Restraint Check Up Event.

THANKSGIVING HOLIDAY TRAVEL:

We plan to conduct a total of 4 Sobriety checkpoints around the Thanksgiving Holiday. We hope that with our focus on enforcement during this week the community will respond positively and there will be no impaired driving incidences.

PRE-HOLIDAY SEASON & HOLIDAY SEASON:

The Traffic Section has scheduled numerous events for this year's campaign. We have scheduled numerous checkpoint operations as well as HVE's. We have also scheduled many community oriented events. The municipal government has also pledged to assist in this year's campaign.

AREAS OF CONCERN:

In order to excel and achieve greater success we find that there are certain areas of concern that must be addressed in order for the section to reach its goals. A big issue that hinders the success of the programs is the shortage in fuel. With a larger fuel budget, we believe that we can enhance our enforcement.

Another area of concern is the need for a structure to house/store our vehicles and equipment. Our Mighty Mover checkpoint trailer and 2010 Kawasaki Motorcycles are evidence of the deterioration that happens when they are left exposed to the elements. Unfortunately, the local budget is insufficient to provide for these needs.

Lastly, we believe that with additional manpower dedicated to the section we will be able to strive for higher and loftier goals and achievements.

As it is now, the three personnel within the section must accomplish all the section requirements on their own and it sometimes hinders some of the programs. An additional two to three personnel should suffice wherein we could split responsibility of certain programs to each officer. Despite these concerns the Traffic Section remains committed to achieving and surpassing the goals it has set and continues to strive for excellence.

CONCLUSION:

Although the island of Rota is a small community the Traffic Sections aims at providing it with the best in Police Traffic Services it can render. Officers assigned to the section continue to strive for excellence in their duties as they serve their community. Through the various programs it has implemented the Traffic Section has forged a bond with the community unlike any other. This bond enables the flow of information to go uninterrupted and allow for greater success of its programs and activities.

Despite a lack of funding and manpower the officers within the section continue to improve the programs in which they are mandated to carry out. The dedication of these officers is noteworthy and commendable. The Traffic Section is gradually increasing its efforts to better spread information through technology based concepts. The remoteness of the island and the limited resources it has hindered most of the programs' success compared to their counterparts on Saipan and the mainland. However, the Traffic Section has formulated avenues in which to address advertisements and paid media challenges.

In conclusion, despite the challenges this small section may face it continued to achieve excellence in regards to its programs in the most effective and efficient manner. I hope that the information I have provided proves useful.

I thank you for your continued support of the Rota Traffic Section and its programs and look forward to our future endeavors. Should you have any questions or concerns please contact me at 532-9530 or through email at jmanglaon@dps.gov.mp

2016 DPS Rota personnel and Mayor Efrain Atalig during Click It or Ticket National Enforcement Mobilization



Rota Mayor Efrain Atalig at the 2016 Click It or Ticket waving activity along with officers from the Rota Department of Public Safety.



2016 Child Passenger Safety Instructor candidate participating in a car seat Check Up Event in Guam for Instructorship Certification

2016 DPS Rota Sobriety Checkpoint Operation



Emergency Medical Services Program

The Department of Fire and Emergency Medical Services (DFEMS), and the Department of Public Safety's Office of Highway Safety continue its partnership in providing Traffic- related training and certification courses for EMS/Rescue personnel in the islands of Saipan, Tinian and Rota. At present we have 95 personnel on the island Saipan, 17 in Tinian, and 11 on the island of Rota who are currently certified in Basic Life Support (BLS) Pre-Hospital Trauma Life Support (PHTLS) and Pediatric Education for Prehospital Professionals (PEPP). On March 2016 the Department of Fire

and Emergency Medical Services recruited 38 Cadets 16 from the Island of Saipan 6 from Tinian and 6 from Rota. All 38 cadets graduated on July 1, 2016

This year's EMS Week Theme (EMS STRONG) was publicized by the 2016 EMS WEEK Committee which consist of the Department of Fire and Emergency Medical Services, Department of Public Safety Traffic Section Aircraft Rescue Firefighters (ARFF), Private Ambulance Companies such as St. Michael Medical Response, Priority Care, Red Cross, Northern Marianas Coalition Against Domestic and Sexual Violence, Corporate Social Responsibility Team (CSR) and other Private Clinics. As a result of this year's "EMS STRONG" campaign about 300 plus of Personnel from the Hotel industry, Public Schools Systems, Local stores, and members of the community were trained and certified in Cardio-Pulmonary Resuscitation (CPR) through the American Heart Association. Numerous Safety and Health, presentations were conducted at the Elementary Schools. All of these training, certifications and presentations were, conducted on all three Islands Saipan, Tinian and Rota. CPR Instructors were, sent to Rota and Tinian to assist on the campaign.

The Department of Fire and Emergency Medical Services, Office of EMS has successfully conducted numerous traffic safety and EMS public education, injury prevention campaigns in collaboration with the traffic section pertains to motor vehicle crashes or traffic-related incidents. Currently we have total of eight (8) Child Passenger Safety Technicians within the Department of Fire and EMS.

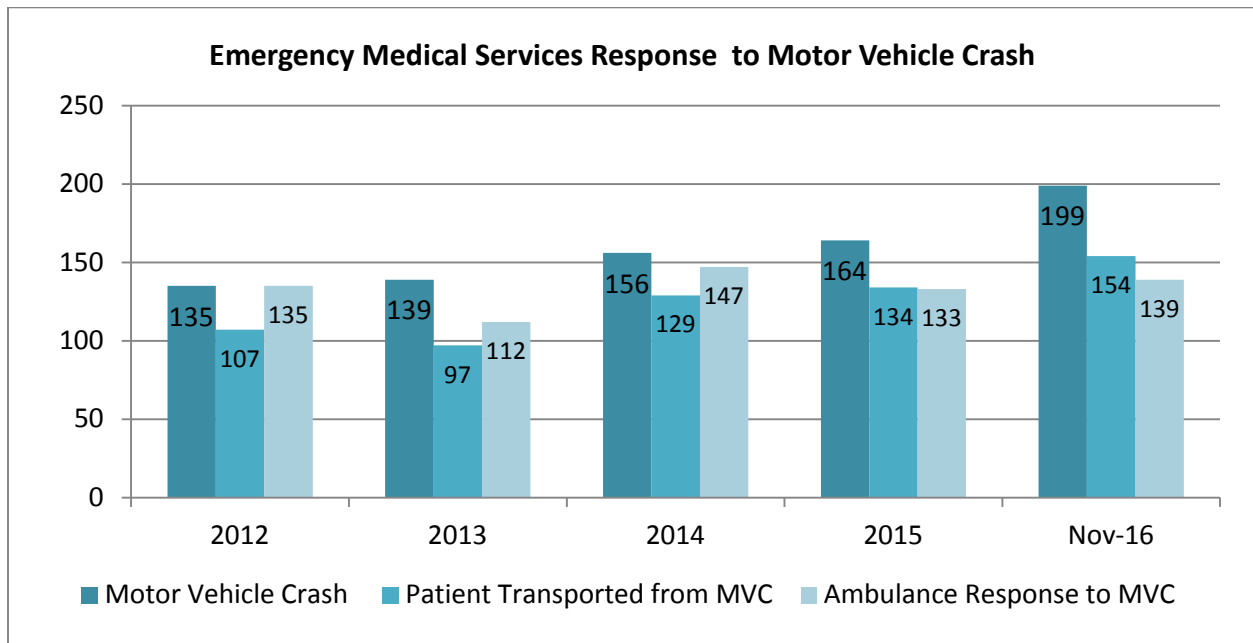
We continue to collaborate with our stakeholders to provide innovative and alternative public education programs to the communities, citizens, and visitors in the islands of Saipan, Tinian, and Rota to reduce the need for emergency medical services, which are crucial to prevent and reduce motor Vehicle crashes or traffic-related injuries by keeping the public informed and educated on these issues. We continue to invest in advertising via all media outlets, radio and television airtime as well as billboards and signs placed throughout the island. On October 2016, Zoll Data systems Inc. installed the Electronic Patient Care Report also known as (EPCR) on all 5 fire stations on the island of Saipan and one on Tinian and Rota.

The EPCR will maintain a database for not just Traffic related crashes but as well as medical and suppression runs and also enhance our data collection capabilities. The Zoll's Electronic Patient Care Report (EPCR) Software and programs will be in full operation on all three Islands by January 1st of 2017.

Every year the Department of Fire and Emergency Medical Services partners with the Department of Public Safety, Traffic Section on annual December Drunk, Drugged, Distracted and Drowsy Driving (4D) Prevention Month and the Click It or Ticket campaign. The Office of EMS has been actively involved in these campaigns every year to include our EMTs trained and certified Child Passenger Safety Technicians.

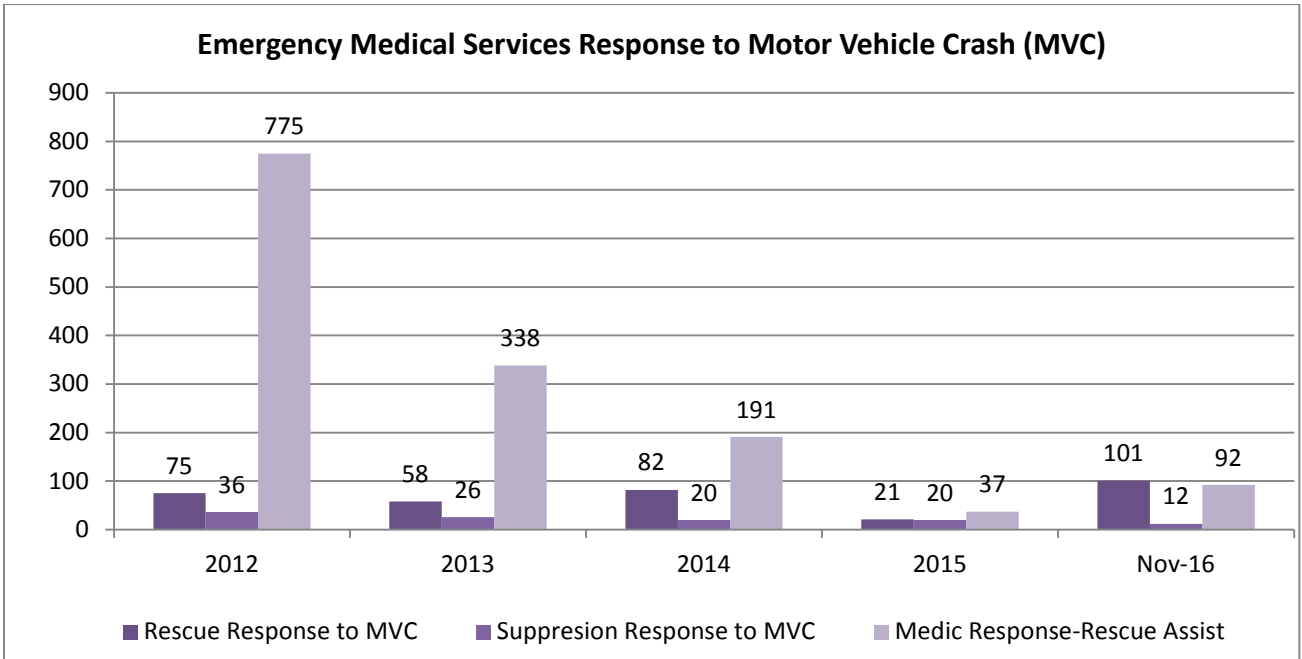
Emergency Medical Services Summary of activities response to Motor Vehicle Crash (MVC)

<u>Year</u>	<u>2012</u>	<u>2013</u>	<u>2014</u>	<u>2015</u>	<u>Nov 2016</u>
<i>Motor Vehicle Crash to MVC:</i>	135	139	156	164	199
<i>Patient Transported from MVC:</i>	107	97	129	134	154
<i>Ambulance Response to MVC:</i>	135	112	147	133	139



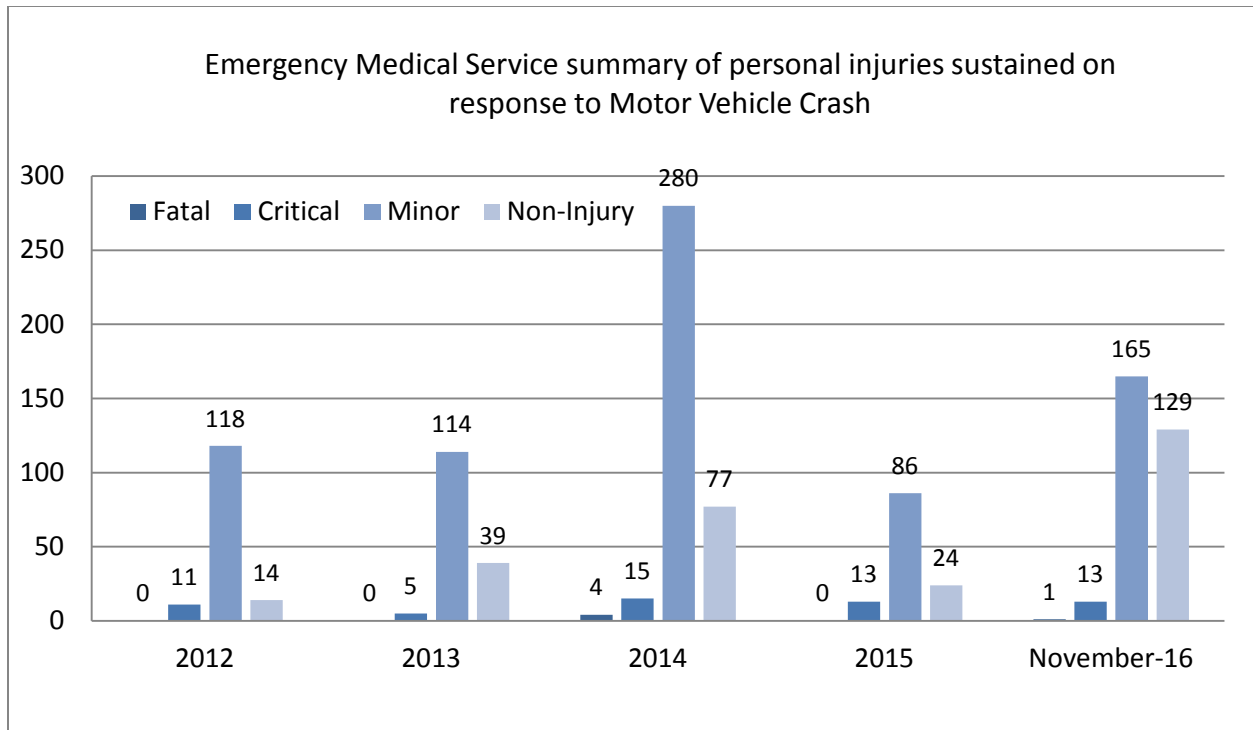
Emergency Medical Services Summary of activities response to Motor Vehicle Crash (MVC)

<u>Year</u>	<u>2012</u>	<u>2013</u>	<u>2014</u>	<u>2015</u>	<u>Nov 2016</u>
<i>Rescue Response to MVC:</i>	75	58	82	21	101
<i>Suppression Response to MVC:</i>	36	26	20	20	12
<i>Medic Response-Rescue Assist:</i>	775	338	191	37	92



Emergency Medical Services summary of personal injuries sustained response to Motor Vehicle Crash (MVC).

<u>Year</u>	<u>2012</u>	<u>2013</u>	<u>2014</u>	<u>2015</u>	<u>2016</u>
<i>Fatal:</i>	0	0	4	0	1
<i>Critical:</i>	11	5	15	13	13
<i>Minor:</i>	118	114	280	86	165
<i>Non-Injury:</i>	14	39	77	24	129



Paid Media

The CNMI Department of Public Safety continues to utilize public and private media maximizing usage as our major communication outlets in providing public information and education outreach activities through local newspapers, local magazines, church bulletin (Sunday issues), various radio stations (am/fm), television station, to include distribution of highway Safety messages on poster, flyers and brochures.

2016 ATTITUDINAL AWARENESS SURVEYS

(NHTSA) "Behavior and Attitude Studies" on

Belt Use, Alcohol and Speeding

(Combined survey for Saipan, Tinian and Rota)

SEAT BELT – DRIVER LICENSING OFFICE SURVEY

This Driver Licensing Office is assisting in a study *about safety belts in CNMI*. Your answers to the following questions are voluntary and anonymous. Please complete the survey and give it back to surveyor. Thank you!

1. **Your sex:** (98) Male (101) Female
2. **Your age:** (63) 16-20, (26) Under 21 (28)21-25 (28) 26-39 (27)35-49 (9)50-59 (1)60 Plus
3. **Your race:** (12) White (1) Black (30) Asian (1) Native American (130) Other (Chamorro, Filipino, Nepalese, Bangladesh).
4. **Are you of Spanish/Hispanic origin?** (63)Yes (86)No
5. **Your Zip Code:** (38) 96950, (61) 96951 and (100) 96952
6. **About how many miles did you drive last year?**

(67) Less than 5,000 (41) 5,000 to 10,000, (60)10,001 to 15,000, (40) More than 15,000
7. **What type of vehicle do you drive most often?**

(71) Passenger car (46) Pickup truck (29) Sport utility vehicle (10) Mini-van (1)Full-van,
(21) Other
8. **How often do you use safety belts when you drive or ride in a car, van, sport utility vehicle or pick up?**

(74) Always (45)Nearly always (44)Sometimes (14)Seldom (5)Never
9. **Do you think that it is important for police to enforce the safety belt law?**

(160) Yes (27) No
10. **What do you think the chances are of getting a ticket if you don't wear your safety belt?**

(52) Always (42) Nearly Always (48) Sometimes (25) Seldom (29) Never
11. **Do you think the safety belt law in the CNMI is enforced:**

(61) Very strictly (60) Somewhat strictly (31) Not very strictly (2)Rarely (0) Not at all
12. **Have you ever received a ticket for not wearing your safety belt?**

(34) Yes (149) No
13. **In the past month, have you seen or heard about police enforcement focused on safety belt use?**

(92) Yes (90) No

14. In the past month, have you experienced police enforcement activities looking at safety belt use?

(116) Yes (76) No

15. Have you recently read, seen, or heard anything about safety belts in CNMI?

(69)Yes (105) No

If yes, where did you see or hear about it? (Check all that apply):

(25) Newspaper (18) Radio (13) TV (18) Billboards (11) Brochure (33) Police Enforcement
(0)Other

If yes, what did it say? Buckle up CNMI! Or Click It or Ticket It's the Law.

16. Have you recently read, seen, or heard anything about wearing a safety belt and riding in a pickup truck?

(94) Yes (85) No

17. Do you know the name of any safety belt program(s) in CNMI? (check all that apply):

(79) Buckle Up CNMI (11) Buckle up in Your Truck (133) Click It or Ticket (7) Operation Stay Alive.

SPEEDING - DRIVER LICENSING OFFICE SURVEY

This Driver Licensing Office is assisting in a study about Speeding in the CNMI. Your answers to the following questions are voluntary and anonymous. Please complete the survey and give back to surveyor. Thank you!

1. Your gender: (121) Male (89) Female

2. Your age: (92)16-20 (32) 21-25 (10) 26-34 (33) 35-39 (26) 40-49 (9) 50-59 (2) 60 Plus

3. Your Zip Code: (49) 96950 (61) 96951 and (100) 96952

4. What type of vehicle do you drive most often?

(125) Car (4) Van (104) Sport Utility Vehicle (SUV) (41) Pick-up truck (5) Other

5. Miles driven in the last 12 months: n/a

6. How often do you use seat belts when you drive or ride in a car, van, sport utility vehicle or pick up?

(81) Always (40) Nearly always (66) Sometimes (5) Seldom (12) Never

7. How often do you travel above the posted speed limit?

(49) Very often (49) Somewhat often (42) Not very often (25) Rarely (25) Not at all

8. Do you feel unsafe sharing the road with drivers who speed? (152)Yes (50) No

9. What do you think the chances are of getting a ticket if you drive over the speed limit?

(66) Very Likely (63) Somewhat Likely (42) Likely (27) Unlikely (8) Very Unlikely

10. In the past 30 days, have you received a speeding ticket?

(10)Yes (181) No

11. In the past 30 days, has anyone you know received a speeding ticket?

(36)Yes (152) No

12. Do you think State/Local police enforce speeding laws:

(53)Very strictly (80) Somewhat strictly (49) Not very strictly (5) Rarely (14) Not at all

13. Do you think local police enforce speeding laws:

(64) Very Strictly (65) Somewhat Strictly (54) Not Very Strictly (5) Rarely (14) Not at all

14. Do you think the penalties for speeding are:

(19) Too severe (120) About right (27) Not severe enough (26) Don't know

15. Have you recently read, seen, or heard anything about speed enforcement?

(113)Yes (75) No

If yes, where did you read, see or hear about it? (Check all that apply):

(51) Newspaper (36) Radio (17) TV (8) Poster (25) Brochure (10) Police checkpoint
(11) Other's.

What did you read, see or hear?

- Click It or Ticket
- The Police should conduct more Checkpoint to reduce speed and enforce traffic violations.
- More about traffic related issues on the CNMI Highways/Roadway.

ALCOHOL - DRIVER LICENSING OFFICE SURVEY

This Driver Licensing Office is assisting in a study about Alcohol and Driving in CNMI. Your answers to the following questions are voluntary and anonymous. Please complete the survey and give it back to surveyor Thank you!

1. **Your sex:** (110) Male (86) Female
2. **Your age:** (92) 16-20 (24) 21-25 (25) 26-34 (33) 35-49 (8) 50-59 (1) 60 Plus
3. **Your race:** (12) White (3) Black (29) Asian (6) Native American (142) Other: Chamorro, Filipino, Nepalese, Bangladesh
4. **Are you of Spanish/Hispanic origin?** (47) Yes (50) No
5. **Your Zip Code:** () 96950 (61) 96951 (121) 96952
6. **How often do you use seat belts when you drive or ride in a car, van, sport utility vehicle or pick up?**
(75) Always (51) Nearly always (45) Sometimes (12) Seldom (3) Never
7. **In the past 30 days, how many times have you driven a motor vehicle within 2 hours after drinking alcoholic beverages?** (140) number of times and (71) I DO NOT DRINK
8. **What do you think the chances are of someone getting arrested if they drive after drinking?**
(73) Always (33) Nearly Always (61) Sometimes (16) Seldom (9) Never
9. **Compared with 3 months ago, are you now driving after drinking?** (check one)
(6) More often (46) Less often (29) About the same (36) I never drive after drinking
(64) I DO NOT DRINK
10. **Do you think the police enforce the drinking and driving laws:**
(61) Very strictly (51) Somewhat strictly (38) Not very strictly (16) Rarely (19) Not at all
11. **Do you think the penalties for alcohol-impaired driving are:**
(47) Too strict (97) About right (39) Not strict enough (34) Don't know

12. In the past 30 days, have you gone thru a police checkpoint targeting alcohol-impaired drivers?

(19)Yes (196) No

13. Have you recently read, seen, or heard anything about alcohol-impaired driving (or drunk driving) in the CNMI?

(127) Yes (64) No

If yes, where did you see or hear about it? (Check all that apply):

(63) Newspaper (55) Radio (28) TV (30) Poster (37) Brochure (19) Police checkpoint (14)
Other's

14. Do you know the name of any alcohol-impaired driving enforcement program(s) in the CNMI ?

* In 2016, the CNMI Department of Public Safety on Saipan, Tinian and Rota continued to enforce the DUI violations or other traffic related under the DPS Traffic Section for all (3) islands.

(check all that apply):

(19)You Drink & Drive, You Lose (25) Drunk Driving, Over the Limit Under Arrest (28)
Friends Don't Let Friends Drive Drunk (31) *Drive Sober or Get Pulled Over (4D's, Drunk, Drugged, Distracted and Drowsy Driving).*

Financial Section Fiscal Year 2016 National Highway Traffic Safety Administration

***Section 402, 405b & 406c
Highway Safety Programs Funding***

Fiscal Year 2016 Total Expended Carry-Over to FY2017

FY2016 NHTSA Financial Report as of December 22, 2016

<u>Program</u>	<u>Fiscal Year 2016</u>	<u>Total Expended</u>	<u>Carry-Over to FY17</u>
Planning and Administration	\$112,208.00	\$73,060.00	\$39,148.00
Occupant Protection (Saipan)	\$158,472.00	\$131,524.00	\$26,948.00
Occupant Protection (Rota)	\$52,095.00	\$42,269.00	\$9,826.00
Occupant Protection (Tinian)	\$30,389.00	\$9,527.00	\$20,862.00
Police Traffic Services (Saipan)	\$220,795.00	\$136,008.00	\$84,787.00
Police Traffic Services (Rota)	\$107,556.00	\$72,688.00	\$34,868.00
Police Traffic Services (Tinian)	\$27,024.00	\$4,400.00	\$22,624.00
Alcohol (Saipan)	\$195,422.00	\$130,201.00	\$65,221.00
Alcohol (Rota)	\$50,710.00	\$5,896.00	\$44,814.00
Alcohol (Tinian)	\$15,391.00	\$1,394.00	\$13,997.00
Pedestrian Safety	\$31,722.00	\$11,593.00	\$20,129.00
Roadway Safety	\$12,574.00	\$2,255.00	\$10,319.00
Paid Media	\$24,321.00	\$24,209.00	\$112.00
Traffic Records	\$47,413.00	\$15,333.00	\$32,080.00
Speed	\$26,133.00	\$25,684.00	\$449.00
Motorcycle Safety	\$26,316.00	\$12,427.00	\$13,889.00
Emergency Medical Services	\$143,551.00	\$44,810.00	\$98,741.00
Section 405c Data Improvement	\$224,918.00	\$132,897.00	\$92,021.00
Section 405b OP Incentive	\$116,074.00	\$84,558.00	\$31,516.00
Section 406 Safety Belt Incent	\$27,875.00	\$27,875.00	\$0

The following Charts/Graphs represent FY16 Total Funding, Expenditure, and Carry Forward to Fiscal Year 2017.

