



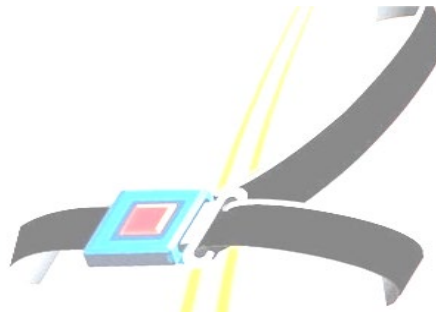
COMMONWEALTH OF THE NORTHERN MARIANA ISLANDS

- Farallon de Pajaros
- Maug
- Asuncion
- Agrihan
- Pagan
- Alamagan
- Guguan
- Sariguan
- Anatahan
- Farallon de Mendinilla
- Saipan
- Tinian
- Rota



HIGHWAY SAFETY

ANNUAL REPORT FEDERAL FISCAL YEAR 2019





COMMONWEALTH OF THE NORTHERN MARIANA ISLANDS



DEPARTMENT OF PUBLIC SAFETY

Jose M. Sablan Building, Civic Center Susupe, P. O. Box 500791 Saipan, MP 96950
Telephone: (670) 664-9001 Facsimile: (670) 664-9019

Ralph DLG. Torres
Governor
Victor B. Hocog
Lieutenant Governor

Robert A. Guerrero
Commissioner

December 12, 2019

Chris Murphy
NHTSA Region 9 Administrator
U.S. Department of Transportation
National Highway Traffic Safety Administration
John E. Moss Federal Building
650 Capitol mall, Suite 5-400
Sacramento, CA 95814

Hafa Adai Mr. Murphy:

The CNMI Department of Public Safety hereby submits the Federal Fiscal Year 2019 Highway Safety Program Annual Report covering our performance, progress, and accomplishments. We hope our report meets your expectation and approval.

Due to the devastating super typhoon that took place in October 2018, the CNMI economy suffered immensely and the islands of Saipan and Tinian are still in recovery. Some enforcement equipment were destroyed and we are still awaiting FEMA's assistance for repair or replacement. In the early part of 2019, CNMI Governor Ralph Torres issued a Directive implementing a few austerity measures including a 72hour wok schedule, and overtime and travel restrictions. A few travels to attend conferences and trainings as well as enforcement activities that were included in the FY19 HSP were not fulfilled. However, the Highway Safety Office and its sub-grantees with the assistance of the Dept. of Public Safety (DPS) continued with their commitment on traffic safety efforts as much as possible utilizing whatever alternate means was available.

In early December 2019, the austerity measures have been lifted and we are finally seeing some normalcy. We are focusing on each program area with the intention to fulfill all goals identified in the Highway Safety Plan.

I would like to express my sincere appreciation to you and your staff for working closely and for providing assistance to the DPS Highway Safety Office staff throughout the year.

On behalf of the Department of Public Safety personnel, I would like to wish you and your staff a very Merry Christmas and may the New Year continue to bring us all good health and prosperity.

Sincerely,

Robert A. Guerrero
Commissioner of Public Safety
Governor's Highway Safety Representative

Commonwealth of the Northern Mariana Islands

Department of Public Safety
Highway Safety Office

Year 2019

Highway Safety Program
Annual Report

Prepared For

National Highway Traffic Safety Administration
Region IX

By

Robert A. Guerrero
Commissioner of Public Safety
Governor's Highway Safety Representative

Ms. Margarita DLG. Camacho
Coordinator
Highway Safety Office

Table of Contents	Page
DPS Commissioner/Governor's Representative (GR) Letter	1
Front Page DPS/HSO Information	2
Table of Contents	3
Annual Meetings, Conferences, Training & Development	4
Commonly Reported Statistics	5
Core Performance Measures	6-7
Core Behavior Measure	7
Core Activity Measures	8
Enforcement/Crackdown and Mobilization	8-10
Respective Islands Highway Safety Annual Report DPS Saipan DPS Tinian DPS Rota	11-24 25-29 30-38
Emergency Medical Services Program	39-41
Paid Media	42-44
Traffic Records / Section 405C Highway Data Improvement Grant	45-46
FY 2019 Attitudinal Survey for Seat Belts, Speed and Alcohol	47-50
Financial Section	
FY2019 NHTSA Financial Report Funding, Expenditure, and Carry Forward to FFY 2020 (to include charts and graphs)	51-57
Planning and Administration, Occupant Protection, Police Traffic Services for HSO, Saipan, Tinian and Rota	53-54
Alcohol Impaired Driving for HSO, Saipan, Tinian and Rota; and Fire - Emergency Medical Services	55
Motorcycle, Pedestrian/Bicycle Safety, Traffic Records, Speed Enforcement, and Paid Media	56
Section 405b: HSO Saipan & Fire-EMS; Section 405c	57

FFY 2019 Annual Meetings, Conferences, Training & Development

- Held Child Passenger Safety Technician Course on Saipan (February 25-29, 2019)
- Attended NHTSA Region 9 Partners and Leadership Training Sacramento, California (April 3-4, 2019)
- Attended Drug and Alcohol Impaired Driving (DAID) Training in Anaheim, California (August 10-12, 2019)
- Attended Governors Highway Safety Association (GHSA) Meeting in Anaheim, California (August 25-28, 2019)
- Held Child Passenger Safety Technician (CPST) Continuing Education Units (CEU's) / Technicians Re-certification class on Saipan (September 3, 2019)

2019 Department of Public Safety "New" Child Passenger Safety Technicians Training



2019 Seat Belt Community Awareness during the 2019 4th Annual Mariana Islands Fishing and Sea Food Festival



**Summary of the CNMI's
Commonly Reported Statistics**

Data Elements (Year)	2014	2015	2016	2017	2018
No. of Vehicles Registered	19,505	20,621	21,898	22,285	22,275
Licensed Driver New & Renewal	7,106	6,906	7,604	7,592	6,881

Total Crashes	302	112	184	170	1,534
Serious Injuries	15	13	13	11	16
Fatalities	2	0	6	5	4

Yearly DUI Arrests and Fatalities Involved

DUI Arrests	157	104	194	155	282
Alcohol - Impaired Fatalities	2	0	3	4	3
Alcohol - Involved Crashes	56	46	74	31	87

Yearly Seat Belt Survey Percentage Usage Rate

Data Element	2014	2015	2016	2017	2018	2019
Child Restraint % Usage Rate	71.20%	64.52%	56.29%	64.53%	72.32%	80.42%
Occupant Protection % Usage rate	91.44%	95.58%	92.30%	92.23%	89.28%	93.23%

Core Performance Measures

C-1 Traffic Fatalities:

The CNMI's goal was to decrease traffic fatalities by 67% from (3) using (2013-2017) from calendar base year average to (2) by December 31, 2019.

Result: During calendar year 2018, there were 4 traffic fatalities.

C-2 Serious Injuries:

The CNMI's goal was to decrease serious traffic injuries by 83% from (12) by using (2013-2017) calendar base year's average to (10) by December 31, 2019.

Result: During calendar year 2018, there were 16 serious traffic injuries.

C-3 Fatalities / Vehicle Mile Travel (VMT):

Not Available

C-4 Unrestrained Passenger Vehicle Occupant Fatalities, all Seat Positions.

To decrease unrestrained passengers' vehicle occupant fatalities in all seat position by 100% from (1) by using (2013-2017) to (0) by December 31, 2019.

Result: During Calendar year 2018, there were 0 Unrestraint Occupant Fatalities.

C-5 Alcohol Impaired Driving Fatalities:

The CNMI's goal was to decrease the number of alcohol impaired driving fatalities by 50% from (2) (2013-2017) calendar base year average to (1) by December 31, 2019.

Result: There were (3) alcohol-impaired driving fatalities in 2018.

C-6 Speeding-related fatalities:

The CNMI's goal was to decrease the number of speeding related fatalities by 100% from (1) (2013-2017) calendar base year average to (0) by December 31, 2019.

Result: In 2018, (3) traffic fatalities were recorded related to speeding.

C-7 Motorcycle Fatalities:

To decrease the number of motorcycle fatalities by 100% from (1) (2013-2017) calendar base year average to (0) by December 31, 2019.

Result: During calendar year 2018, there were (0) motorcycle fatalities.

C-8 Un-helmeted Motorcycle Fatalities:

To decrease the number of un-helmeted motorcycle fatalities by 100% from (1) (2013-2017) calendar base year average to (0) by December 31, 2019.

Result: During calendar year 2018, there were (0) un-helmeted motorcycle fatalities.

C-9 Drivers Age 20 or Younger Involved in Fatal Crashes:

To decrease the number of drivers age 20 or younger involved in fatal crashes by 100% from (1) (2013-2017) calendar base year average to (0) by December 31, 2019.

Result: During calendar year 2018, there were (0) driver age 20 or younger involved in fatal crashes.

C-10 Pedestrian Fatalities:

To decrease the number of pedestrian fatalities by 100% from (1) (2013-2017) calendar base year average to (0) by December 31, 2019.

Result: During calendar year 2018, there were (3) pedestrian fatalities.

C-11 Bicyclist Fatalities

The CNMI's goal was to maintain the number of (0) bicyclist fatality from (2013-2017) average by December 31, 2019.

Result: During calendar year 2018, there were (0) bicyclist fatality.

Core Behavior Measure:

B-1 Seat Belt Use Rate (Observed Seat Belt Use Survey)

Goal: The CNMI continues its effort to increase the seat belt use of front seat outboard occupant passenger from 2018 Seat Belt Survey rate of 89.28% and 72.32% for Child Restraint.

Results: In 2018, Child Restraint usage increased 7.79 percentage points from 64.53% to 72.32%. The Occupant Protection Seat Belt Survey was also conducted with the outcome of a decrease of 3.04 percentage points from 92.32% to 89.28%.

Core Activity Measures

A-1 Seat Belt Citation Issued During Mobilization/Enforcement

	<u>2015</u>	<u>2016</u>	<u>2017</u>	<u>2018</u>	<u>2019</u>
Occupant Protection:	51	133	943	583	129 as of Oct 2019
Child Restraint:	2	8	55	29	10 as of Oct 2019

A-2 Alcohol Impaired Driving Arrests made during Crackdown/Enforcement.

	<u>2015</u>	<u>2016</u>	<u>2017</u>	<u>2018</u>	<u>2019</u>
DWI Arrests:	0	0	284	266	188 as of Oct 2019

A-3 Speeding/Reckless Driving Citations Issued during Enforcement.

	<u>2015</u>	<u>2016</u>	<u>2017</u>	<u>2018</u>	<u>2019</u>
Speeding:	791	855	917	741	738 as of Oct 2019
Reckless Driving:	131	1	0	0	0 as of Oct 2019

2018 Enforcement Mobilizations & Crackdowns

The CNMI was devastated with Super Typhoon YUTU on October 24, 2018. Enforcement activities were not performed due to the disaster it left behind with damaged equipment, infrastructure, and distribution of manpower to the recovery efforts (from October 24, 2018 through January 04, 2019). However, on the following campaigns listed below we were able to reach out to the public through media sources such as newspapers, radio stations, magazines and social media.

October 31, 2018 – Halloween: Alcohol Impaired Driving

November 22, 2018 – Thanksgiving: Click It Or Ticket

November 29, 2018 – January 1, 2019: Holiday Season -Drunk, Drugged, Distracted and Drowsy Driving (4D's): *“Driver Sober or Get Pulled Over”* and *“Buzzed Driving is Drunk Driving”*

February 3rd, 2019 – Superbowl LIII: Impaired Driving

April 27, 2019 - Saturday

2019 Joeten Kiyu Public Library Annual Community Mobile Information Literacy Fair



May 13 through June 2, 2019 - Click It or Ticket Mobilization:

During the Click It or Ticket Mobilization, the CNMI Highway Patrol enforcement personnel from Saipan, Tinian and Rota issued traffic citations on seat belt violations and other traffic violations. They

also conducted presentations at various schools and visited multiple

public events and establishments as part of the CNMI outreach program.

DPS Saipan conducted a total of 10 OP/CR Checkpoint enforcements at 10 locations on the island where

(1,222) vehicles were screened in which (70) occupant restraint violations and 10 child restraint violations were recorded. Additionally, a total of 21 Child Restraints were inspected by certified CPS Technicians.



July 4, Fourth 2019 “Impaired Driving”: Buzzed Driving

During the 2019 Fourth of July Impaired Driving campaign, we continued to work with the media to provide the most effective way of informing the public through local newspapers, magazines about the “*Drive Sober or Get Pulled Over*” campaign on the importance of not driving while impaired.

August - Back to School Safety Month: Pedestrian and Bicycle Safety

The Department of Public Safety, Highway Safety Office and Highway Patrol on Saipan, Tinian and Rota assisted the Public School System (PSS) by monitoring school bus routings, at bus shelters, drop-off & pick-up areas and pedestrian crosswalks during morning rush hour and after school hours in the effort of educating students, parents and school staff on safety issues. A total of twelve (12) schools on Saipan, two (2) on Tinian and two (2) on Rota. We also did public awareness by sending out messages regarding pedestrian safety through media outlets such as newspaper, magazines, radio stations, and social media.

August 14 to September 2, 2019 National Enforcement Impaired Driving “Labor Day Weekend”:

During the Impaired Driving “Labor Day Weekend” campaign we did media outreach both paid and earned informing and educating the public on Impaired Driving Awareness (Drive Sober or Get Pulled Over “National Enforcement” campaign).

September 15-21, 2019 Child Passenger Safety Week and (National Seat Check Saturday, September 21, 2019):

During Child Passenger Safety Awareness Week and throughout the year, we continued to educate parents on child passenger safety. Certified CPS technicians from Saipan, Tinian and Rota conducted public education at various events to educate the parents and caregivers on child restraint selection and proper installation and the importance of child restraints. DPS HSO issued some car seats at these events.

The DPS HSO in coordination with the Department of Fire and EMS (DFEMS), collected and destroyed (27) expired, recalled and damaged car seats.

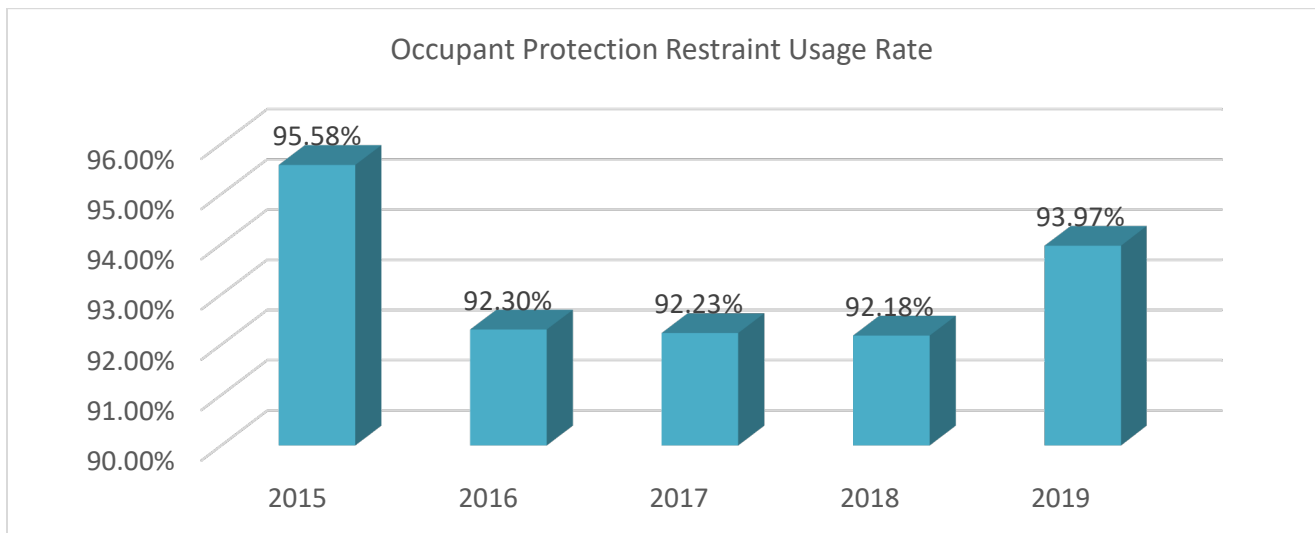


On September 21, 2019, we held the National Seat Check Saturday where we inspected and educated parents and the community about the importance of child restraint use, and proper selection and installation. A total of (27) car seats were inspected (Saipan 18, Rota 6, Tinian 3).

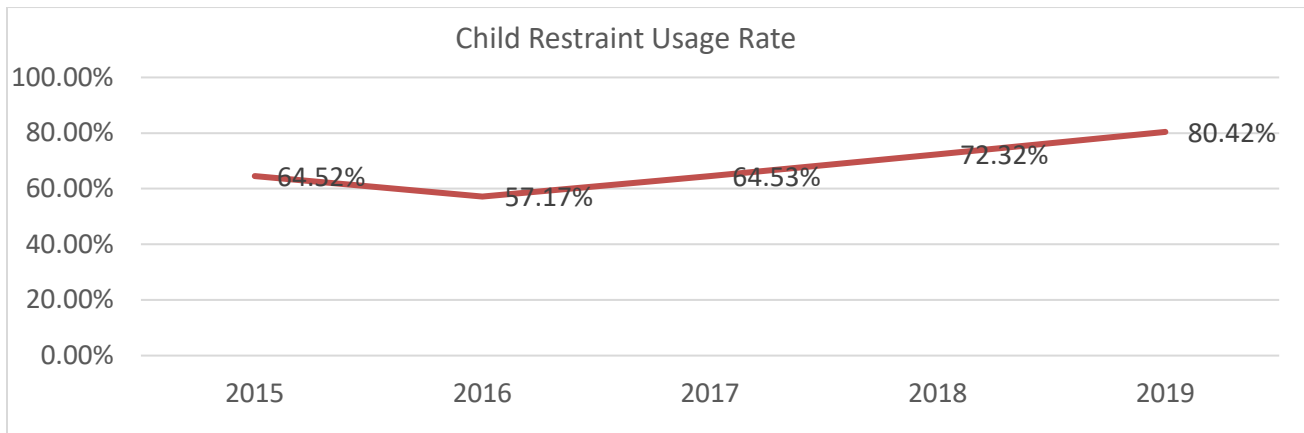
Island of Saipan Report...

Occupant Protection/Child Restraint

The Department of Public Safety-Saipan has been conducting Occupant Protection restraint usage survey annually to see the results of the program's outcome. Based on Occupant Protection usage survey conducted on June 2019, Island of Saipan recorded driver and passenger restraint usage rate of 93.97%, which is 1.79 percentage point increase compared to 2018. The CNMI's current 2019 seat belt usage rate of 93.97% is the result of the public awareness, public education and enforcement by the Department of Public Safety-Saipan.



Through the annual Child Restraint usage survey conducted on September 2019, DPS-Saipan have recorded Child Restraint usage rate at 80.42%. 2019 Child Restraint usage rate had increased 8.10 percentage point compared to year 2018.



DPS-Saipan's main problem to usage drop in the past years was due to lack of manpower to perform enforcements. However, DPS Highway Patrol increased its enforcement personnel manpower number from (08) to (11). With our current (11) sworn and (01) civilian manpower, we have (11) enforcement personnel dedicated to traffic law enforcement. DPS-Saipan continues to conduct "Covert" traffic law enforcement which is very effective traffic law enforcement tool other than High Visibility Enforcement and Checkpoints. People currently tend to obey the law only when they see a marked Police vehicle but we observe many traffic law violations when no marked vehicles are around.

April 25, 2019 - Click It or Ticket proclamation signing at Multi-Purpose Center

DPS Saipan took proactive measures by joining the 2019's National "Click It or Ticket" and "Child Passenger Safety week" campaigns which has been proven to be an effective measure in strengthening the CNMI's occupant protection and child restraint programs.

DPS Saipan joined the "Click It Or Ticket" Mobilization which was from May 20 thru June 2, 2019 and during this mobilization, (129) occupant restraint violations and (3) Child Restraint violation traffic citations were issued.



(Above: DPS Commissioner Robert A. Guerrero, CNMI Governor Ralph DLG. Torres, First Lady Diane T. Torres, Saipan Mayor David M. Apatang, Ports Police Chief Juan Dela Cruz, CNMI Customs Director Jose Mafnas participated during the proclamation signing)



2019 Occupant Protection / Child Restraint Checkpoints during OPCR Campaign

In 2019, DPS Saipan conducted total of (16) OP/CR Checkpoint enforcements at various locations on the island where (1,416) vehicles were screened in which (88) occupant restraint violations and (10) child restraint violations were recorded. In addition, a total of (64) Child Restraints were inspected by certified CPS Technicians/Police Officers. In 2019, DPS Saipan conducted total of (09) OP/CR Covert enforcements at variety locations of the island where (27) occupant restraint violations and (55) child restraint violations were recorded.

DPS-Saipan further joined the "Child Passenger Safety Week" campaign from September 15 thru 21, 2019 and during this campaign, (126) traffic citations were issued and in which consisted of (63) occupant restraint violations and (31) child restraint violations.



2019 Child Restraint Covert Enforcement Operations during CPS Week

In 2019 (As of October 31), DPS-Saipan conducted total of (17) Child Restraint checkup events, educational presentations and inspected over (38) child restraints during these events. Also during the Click It Or Ticket mobilization and Child Passenger Safety Week's campaign, DPS Saipan's Highway Patrol section along with Highway Safety Office personnel visited multiple

public events and establishments and conducted (17) educational presentations and public outreach. Educational presentations were conducted to the community on retrofitting and properly securing car seats to children, most especially the first time users.

Proper car seat installation trainings were conducted at all six (6) participating vendors, to ensure that applicants applying



for car seats voucher program are given the proper instructions and car seat installation for their children. Educational presentations and Car Seat installations were also conducted on the OP/CR Checkpoint sites to all screened motorists with child restraint(s).

2019 OP/CR Community Outreach and Presentation during 2019 National/CNMI Police Week



2019 Annual Traffic Safety Educational Presentation at CNMI Head Starts by DPS Highway Patrol

CNMI DPS along with Highway Safety Office continuously educate and remind the general public about the "Click It Or Ticket" and "Four Steps for Kids" campaign via local media outlets for both air and print.



2019 Child Restraint Outreach and Courtesy Car Seat Inspection during CPS week

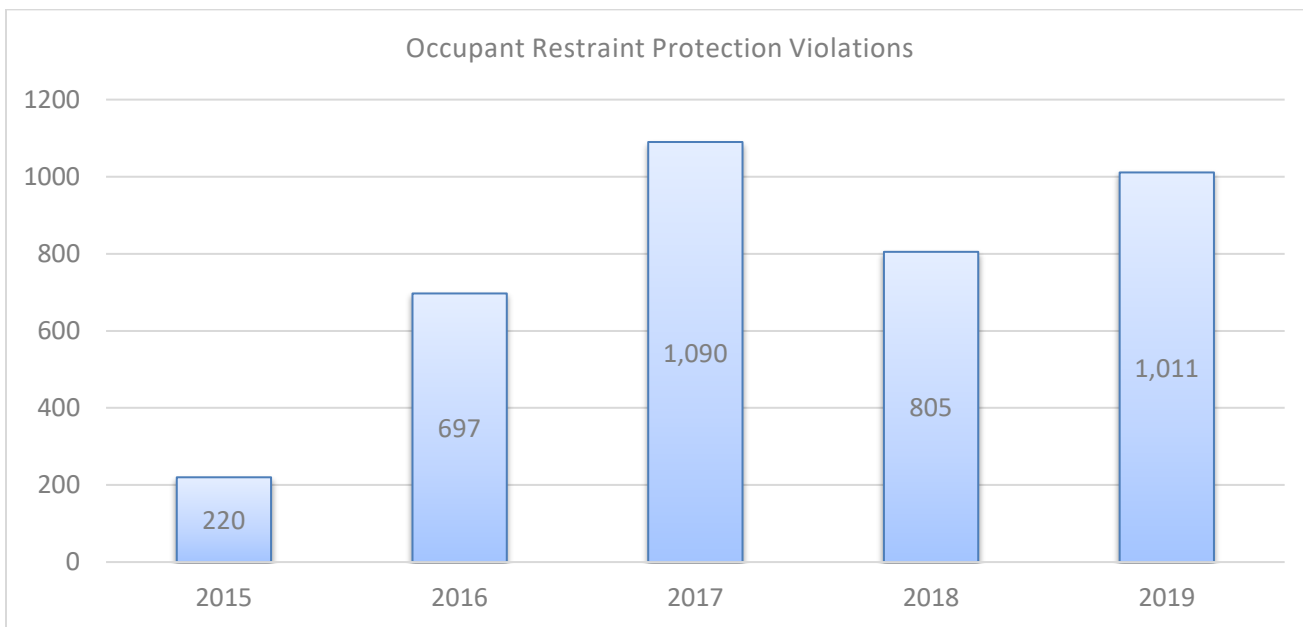


Through our efforts, authorities were able to achieve and accomplish the following for its occupant protection and child restraint program for calendar year 2019:

1. Highway Patrol Section issued 1,011 safety belt citations and 86 for child restraint violations.
2. Highway Patrol Section conducted 16 OP/CR Checkpoints.
3. Highway Patrol Section conducted 09 OP/CR Covert Enforcements.
4. Highway Patrol Section conducted 17 OP/CR Check-up events and Public Outreach.



For child restraint violation, DPS-Saipan recorded (86) as of October 31, 2019. The number of child restraint traffic citations has drastically decreased compared to five years ago. We are continuing with our education and enforcement efforts to reduce the number of injuries and fatalities on the highway. CNMI has a primary seat belt law.



2019 Child Passenger Safety Technician Certification Class

The CNMI has a total of (5) instructors and (69) Child Passenger Safety Technicians, which consists of officers, firefighters, nurses, and child care providers including vendor staff and Highway Safety staff.



Police Traffic Services (PTS)

The goals of DPS Saipan Police Traffic Services are taking proactive measures with highway and roadway safety to reduce the numbers of traffic crashes. Police Traffic Services include safe driving education and traffic law enforcement activities. And to improve the efficiencies with providing safe driving educations, traffic crash investigations, as well as traffic law enforcements on our highways and roadways. DPS Saipan offers professional trainings and procures equipment designed to enhance and accomplish specified PTS tasks.

In 2019, the following trainings were accomplished:

- Standardized Field Sobriety Test certifications to (17) newly hired Police Officers of Saipan
- Intoximeter EC/IR II instrument operator certification to (04) newly hired police officers
- Sent (02) Highway Patrol's DRE Personnel to IACP's Drugs, Alcohol & Impaired Driving Training/Conference at Anaheim, California.
- Trained and certified (15) personnel as Child Passenger Safety Technician.
- Recertified (13) personnel as Child Passenger Safety Technician.



Sgt. Norris Kwon and POIII Joseph Magofna of DPS Highway Patrol Section with Intoximeter Breathalyzer agent Mr. Mark Gilmer at Anaheim, California.

Police continues to focus its efforts in speed control with random laser enforcement at strategic and high volume locations. Drag or Street racing on highways continues to be monitored by law enforcement officers.

Through this coordinated program, authorities have staged enforcement personnel at unannounced locations to tag street racers.

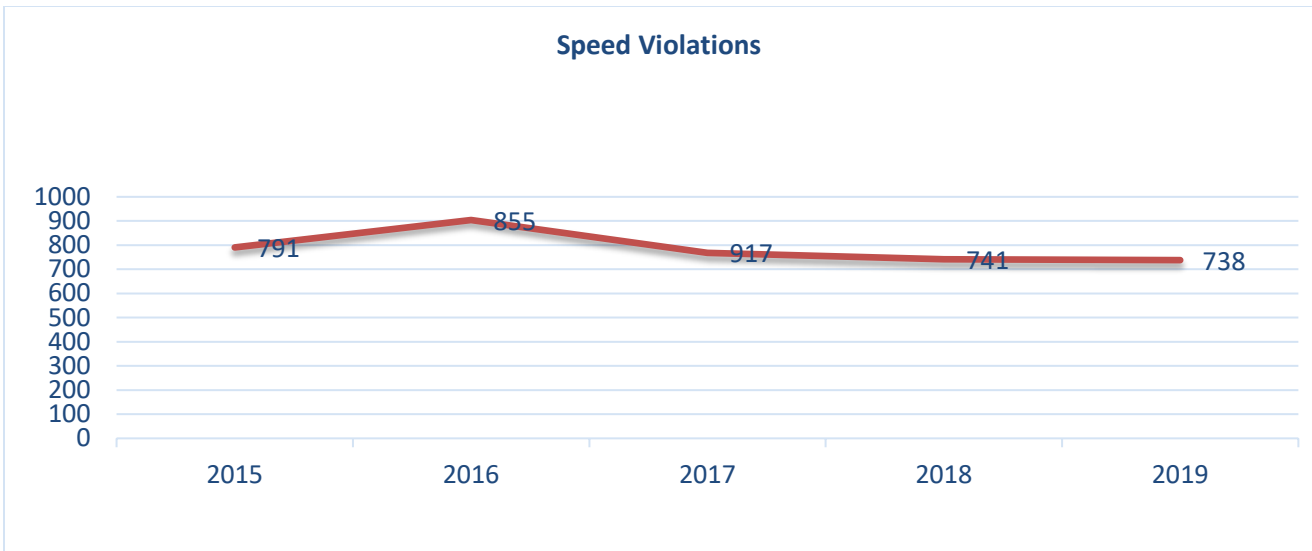
2019 Speed Enforcement Activities with LTI 20/20 Speed Measuring Device



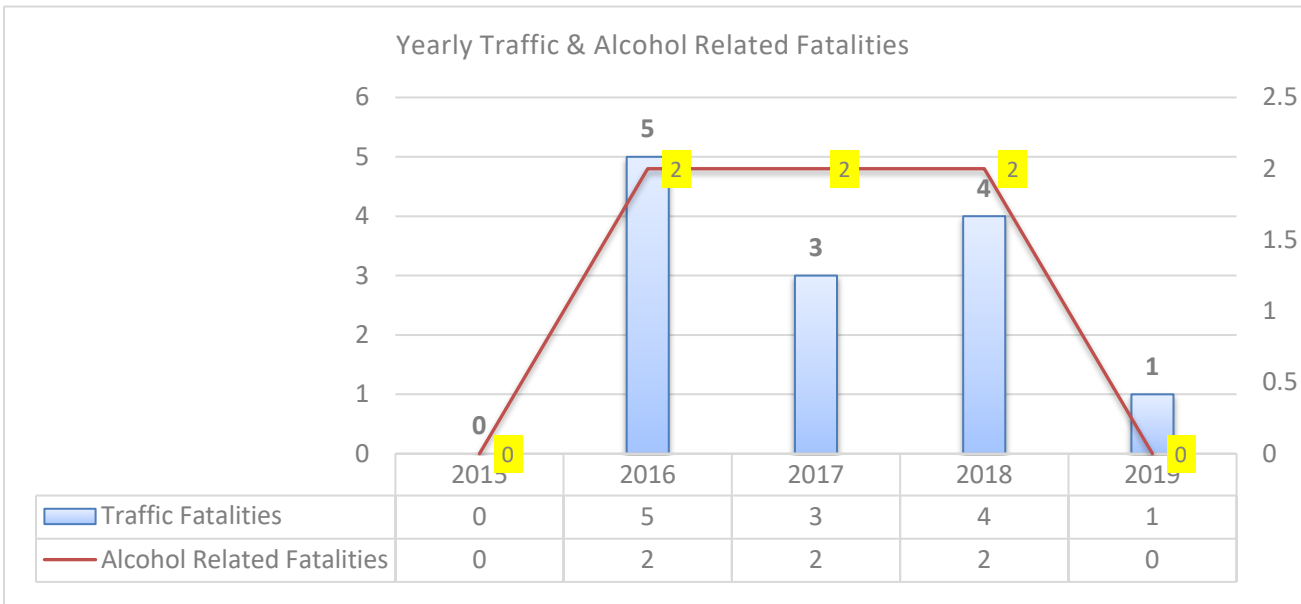
In calendar year 2019, Highway Patrol Section issued total of (738) speeding citations which are usually charged with additional violation(s). HP also conducted numerous Speed Enforcement mobilizations while out on High Visibility Enforcement on our highways.

While speed is considered to be one of the main factors of most traffic crashes involving injuries and/or fatalities, DPS-Saipan initiated High Visibility Enforcement, where marked Police vehicles were assigned to specific locations, island wide for high visibility traffic enforcement during rush hours with limited number of speed detecting devices such as LTI 20/20.

Other than High Visibility Enforcement, we initiated Low Visibility-Covert Traffic Law Enforcement with unmarked rented vehicles to change and mix the old law enforcement strategies. Due to the economic growth and obvious growth in number of vehicles on our highway, the number of violations may likely increase.



Reduction of traffic related fatalities crashes on our highways and roadways continues to be a challenge. The DPS Saipan recorded one (1) Traffic Fatality as of October, 2019.



Saturation patrols, High Visibility Enforcement, Low Visibility/Covert Enforcements, Sobriety, OPCR Checkpoints have stepped up deterrence efforts with respect to Impaired Driving and other aggressive driving. As noted, these activities are considered as one of many positive enforcement programs by authorities. This collaborative effort also involves working with other government agencies, private sectors and the community members to solidify the program exposure and achieving highway safety goals.

Through our efforts even with the limited available resources and manpower, the Highway Patrol Section was able to achieve and accomplish the following for our PTS program as of October 31, 2019:

1. Provided (168) traffic escorts and directed (55) events requiring directing traffic on the main highways or roadways.
2. Provided trainings to newly hired police officers.
3. Increased the traffic law enforcement on the highways.

2019 Police Week-Traffic Safety Public Outreach at Hopwood Middle School

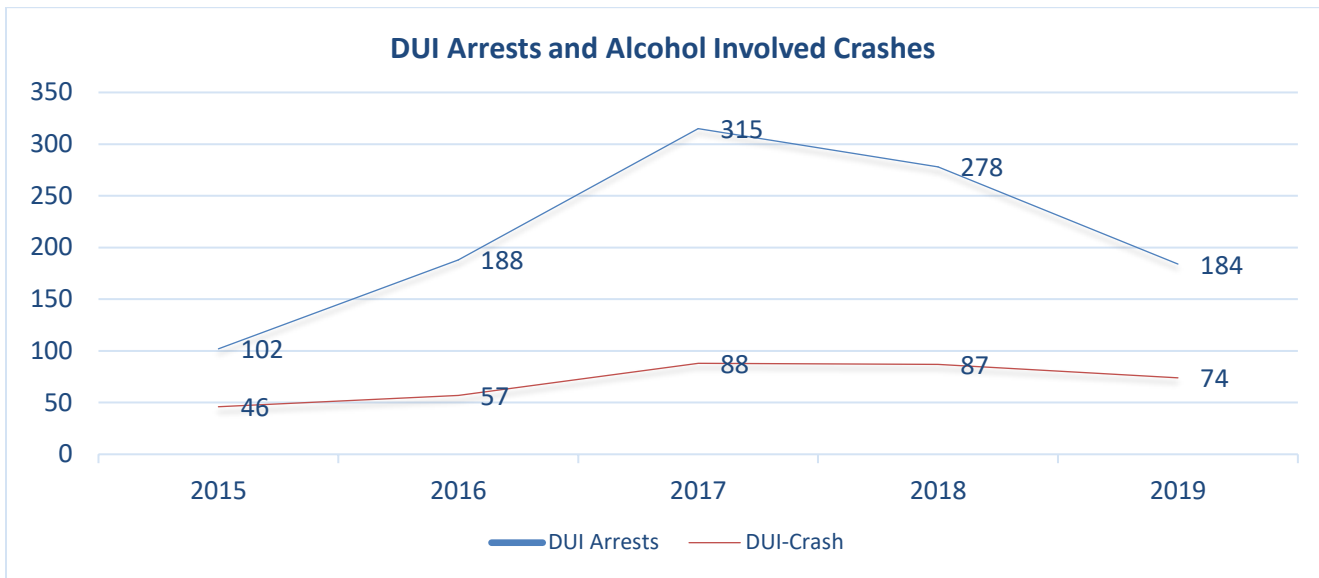


[Alcohol Countermeasure](#)

The Department of Public Safety-Saipan continues to see an impaired driving problem on its highways and roadways. Department of Public Safety-Saipan continues to implement aggressive impaired driving campaigns to deter operators from going behind the wheel when they are impaired. It is, however a noticeable challenge to instill the mentality among these individuals of the consequences when driving impaired. This problematic area is considered a behavioral factor among violators.

To positively influence these behavior patterns, authorities have developed an extensive anti-impaired driving mobilization. These mobilizations are often implemented at high peak periods, as well as holidays. Departments are tasked to develop their campaign for both weekdays and weekends. These mobilizations include the following: criminal highway interdictions, saturation patrols and selective traffic law enforcement programs.

The Highway Patrol Section conducted (0) Sobriety checkpoints as of October 31, 2019 and recorded a total of (184) DUI arrests from various enforcement efforts.



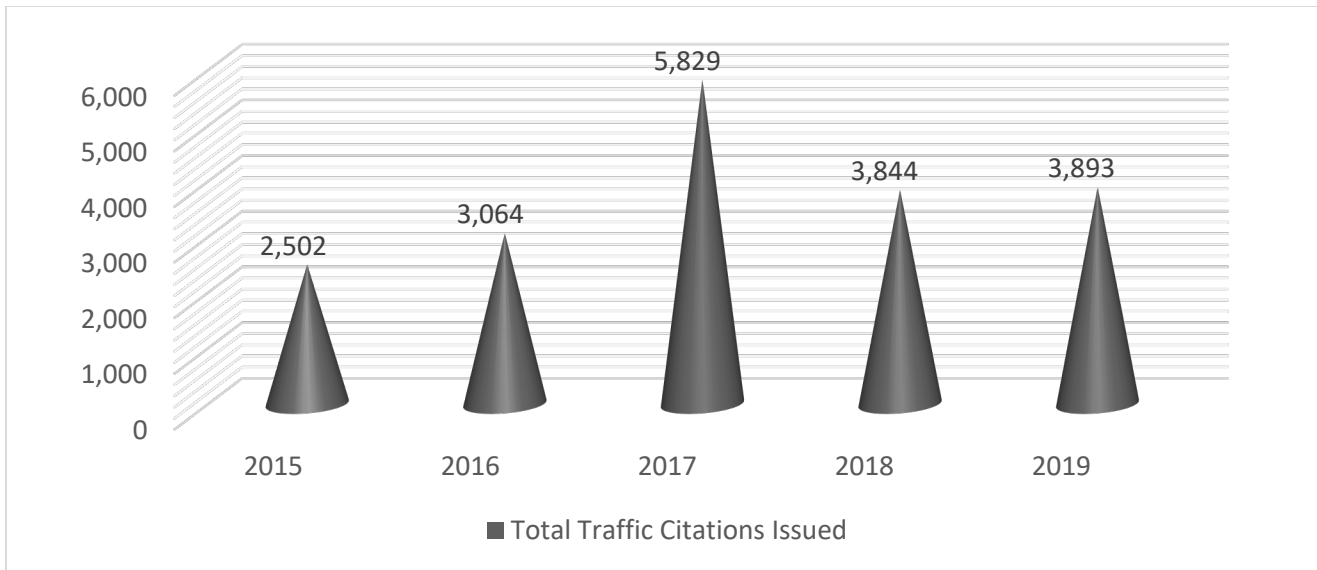
2015-(2,378) Total Traffic/Non-Traffic Crashes and (46) involving alcohol.

2016-(3,225) Total Traffic/Non-Traffic Crashes and (57) involving alcohol.

2017-(3,534) Total Traffic/Non-Traffic Crashes and (88) involving alcohol.

2018-(3,205) Total Traffic/Non-Traffic Crashes and (87) involving alcohol.

2019-(2,735) Total Traffic/Non-Traffic Crashes and (74) involving alcohol.



Based on our traffic citation records, Police Traffic Services issued a total of (3,893) traffic citations as of October 31 to the motorists as compared to (3,844) citations in previous year 2018 and (5,829) traffic citations in year 2017.

These statistics show that motorists continue to violate traffic laws and authorities are performing their duties by enforcing the traffic laws to keep all motorists safe.

These statistics prove that DPS Saipan has yet to meet all Goals and Objectives of 2019 Project Agreement and we must continue to educate and enforce our traffic laws aggressively. We see rapid growth in our economy and we have prepared to battle them by increasing the enforcement manpower.

With the assistance of U.S. Department of Transportation and National Highway Traffic Safety Administration, CNMI Department of Public Safety will continue to strive to meet the next challenges in traffic safety on our highways and sustain our primary goals of reducing the traffic crashes involving injuries/fatalities and keep our highways safe.

Island of Tinian Report...

The Department of Public Safety Tinian Highway Patrol and Patrol Police Officers continued to keep the roads safe for all motorized vehicles and pedestrian safety by educating and boosting the enforcement efforts to prevent serious crashes or fatalities. Public information and education continued for both public and private schools on Tinian, as well as government and private businesses.

The Highway Patrol Section's goal for DPS Tinian is to serve the community by enforcing the motor vehicle traffic laws of the Commonwealth of the Northern Marianas Islands as well as reducing the number and severity of crashes. The ultimate goal is to foster greater traffic safety for motorists, bicyclists and pedestrians.

Annual Progress Report 2019

1. Goal
2. Programs
3. Trainings and Conferences
4. Other Traffic Activities

December 2018 – Holiday Season Impaired Driving Campaign

-No enforcements were activated due to recovery efforts from Super Typhoon Yutu.

Click it or Ticket (May 2019)

-Click it or Ticket National Enforcement Mobilization (May 2019)

-On Friday May 21, 2019, Tinian Mayor Edwin P. Aldan signed the 2019 Click it or Ticket Proclamation.

On May 23, 2019 this section conducted OP/CR checkpoint in which twenty-one (21) vehicles entered the funnel and no one was cited as they were all in compliance. Saturation patrol was conducted in which eight (8) traffic citations were issued.

On May 24, 2019, this section conducted OP/CR checkpoint on Broadway, south bound lane from 0600 a.m. to 0800 a.m. Twenty-seven (27) vehicles were funneled into the check point and two (2) citations were issued.

On May 28, 2019, we conducted STLE enforcement from 06:30 A.M. to 08:30 A.M. On that day officers mainly focused on route 202 which is the main road going to both the elementary and high schools. During enforcement, the officers were able to issue three (3) citations.

On May 29, 2019, OP/CR checkpoint was conducted on the west bound lane of Route 202 from 0600 a.m. to 0800 a.m. A total of 105 vehicles flowed through the checkpoint and 68 were funneled into the secondary inspection area. Seven (7) drivers were found in non-compliance with the seatbelt law and were issued citations.

On May 30, 2019, STLE enforcement was conducted from 6:00 p.m. to 8:00 p.m. Targeted roadways was mainly on Route 201, 202, Broadway and secondary roads. During the enforcement, officers did not make any violator stops. All motorists travelling on the targeted roadways were in compliance of the traffic laws at that time.

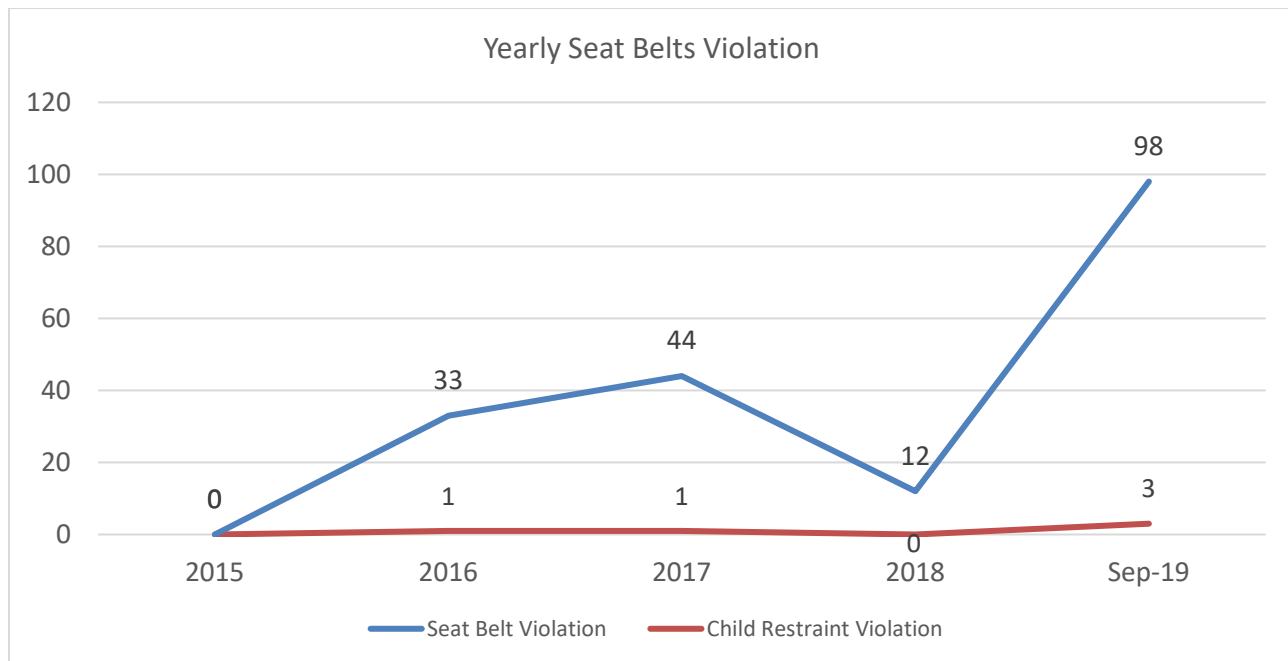
On May 31, 2019, this section conducted OP/CR checkpoint on Route 201, east bound lane from 0600 a.m. to 0800 a.m. A total of fifty-one (51) vehicles flowed through the check point and thirty-five (35) were funneled into the secondary inspection area. One (1) citation was issued.

Year 2019

Total citations issued: The data collected from January to September 2019

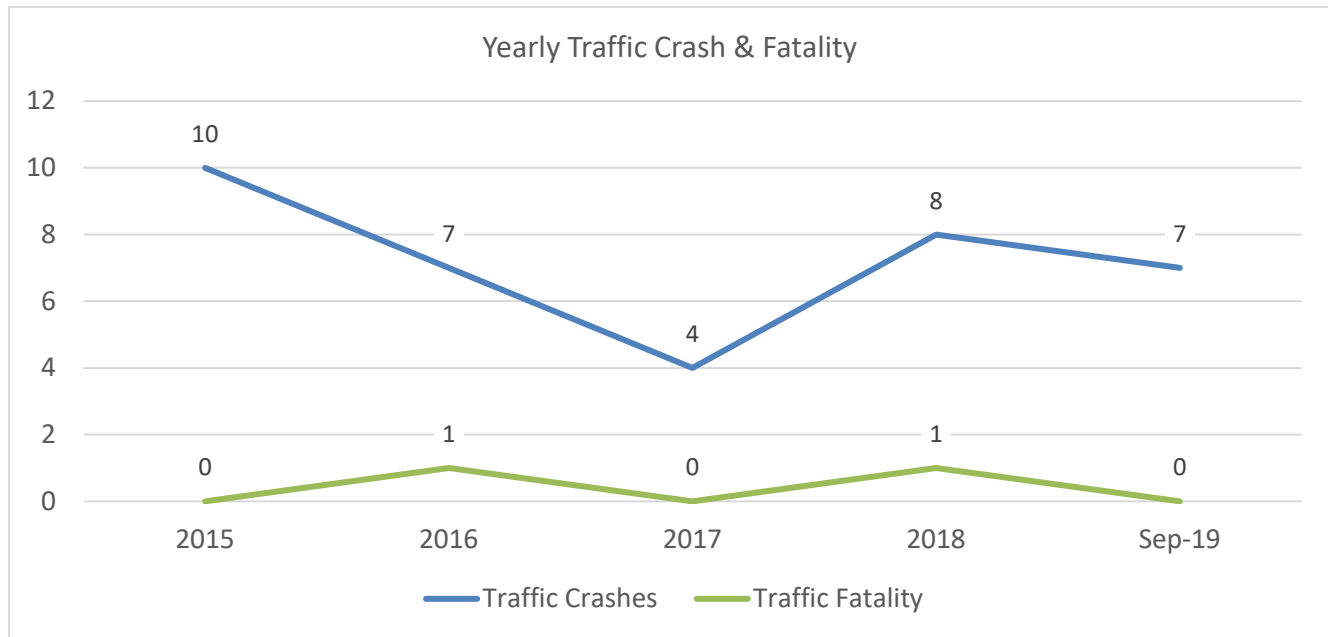
Seatbelt violations: 98

Car Seat violations: 3



Total traffic crashes: 07

Fatality: 00



The goal for this Highway Patrol Section is to serve the community by enforcing the motor vehicle traffic laws of the Commonwealth of the Northern Marianas islands as well as reducing the number and severity of crashes. The ultimate goal is to foster greater traffic safety for motorists, bicyclists and pedestrians.

DPS Tinian Police Officer’s Trainings and Conference:

Police Officer I Jacklynn U. Sanchez from the Highway Patrol Section was sent to Saipan to attend the Child Passenger Safety Technician training and received certification. Sgt. Wally Villagomez assisted as an instructor for the CPST class on Saipan in February 2019.

This section has been doing public education for the past years. On July 2019 this section got additional manpower assigned to Highway Patrol Section who will be assigned to various programs.

Back to School (August 2019)

STLE Enforcement was conducted, where in the Highway Patrol Section combined with Patrol were both monitoring intersection between the elementary and high schools.

National Enforcement Impaired Driving -Labor Day Weekend (September 2019)

There were no mobilizations conducted and checkpoints, however regular duty enforcement was conducted.

-No citations were issued.

Child Passenger Safety Week (September 2019)

On September 17, 2019, OP/CR checkpoint was conducted on the west bound lane of Route 202 from 0600 a.m. to 0830 a.m. A total of 95 vehicles flowed through the checkpoint and 50 were funneled into the secondary inspection area. 10 drivers were found in noncompliance with the car seat and seatbelt law and were issued citations. Violations included two operators and six occupants, not using any passenger restraint system and three children were not in a car seat or any passenger restraint system. A total of ten (10) citations were issued.

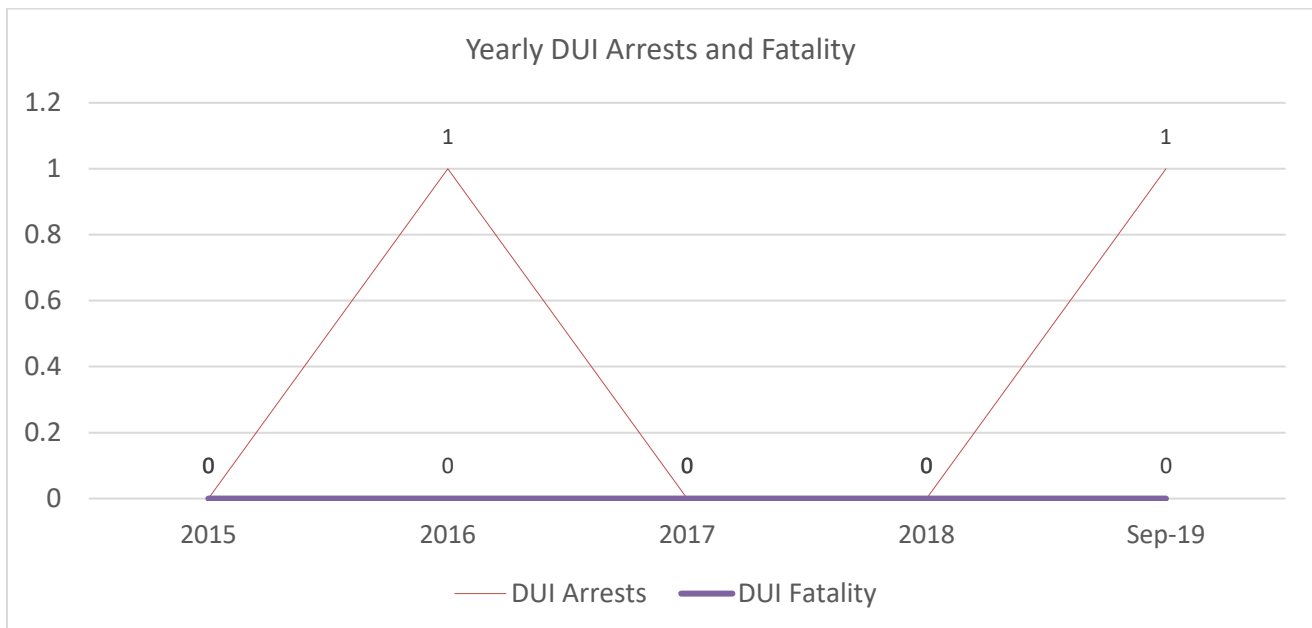
On September 19, 2019, OP/CR checkpoint was conducted on the north bound lane of Route 21 on Broadway from 0600 a.m. to 0830 a.m. Forty-five vehicles (45) flowed through the check point and forty (40) vehicles were funneled into secondary inspection area. One (1) operator was found in noncompliance with the car seat and seatbelt law and was issued a citation.

On September 21, 2019, Tinian Highway Patrol Office kicked off the National Seat Check event at Tinian Ace Hardware from 0700 a.m. to 1230 p.m. During the checkup event, a total of (8) participants arrived and signed up for car seat vouchers. Out of the (8), (3) parents requested for their car seats to be installed in their vehicle by our technicians. Overall the car seat checkup event was a success.

This section has increased the number of traffic citations from the additional manpower.

2019 DUI Arrests: 01

DUI related fatality: 00



Halloween

There were no mobilizations, however regular enforcement was conducted.

There were no citations issued on this day. This section assisted at the Halloween carnival at the Fiesta Grounds. The DUI trailer is inoperable due to the destruction of Super Typhoon Yutu.

This section has participated in numerous community activities such as the Annual San Jose Fiesta and Pika Festival, the BAT Bike Race, Elementary Halloween Parades, and the Turquoise Blue Triathlon by providing brochures and awareness on safety tips with pedestrian and bicycle safety as well as using seat belts and child restraints. These events gathered a crowd of close to half of the island's population, about 1,500.

This section has also assisted in escorts, parades and military convoys. This section currently only has one (1) traffic vehicle that is currently up and running and two (2) newly assigned police officers to this section which gives us a total of three (3) traffic officers on Tinian.

HIGHWAY PATROL SECTION OVERVIEW:

Earlier this year of 2019, Lieutenant Jarrod T. Manglona was assigned to be in charge of all Uniform Services Highway Patrol/Patrol Commander and had assigned Sergeant Tito S. Hocog to command the Highway Patrol Section. For the majority of the year the Highway Patrol Section has been manned by 5 sworn personnel to include the Highway Patrol Section Commander. These five personnel divided responsibilities within the section in order to ensure that all programs are accomplished in the most effective and efficient manner. We are currently staffed by one Sergeant which oversees the entire section and the OP/CR program; one Police Officer II who is in charge of the Alcohol and Other Drug Countermeasures program; and three Police Officer I who are currently assigned to monitor the Pedestrian program and assist in Police Traffic Services.

The section has been operating with two police vehicles for the year. They are the 2014 Ford Explorer bearing government license plate# 42-10 and a 2016 Toyota Tundra bearing government license plate# 44-31. Additionally, the section also has two Kawasaki Vulcan 900cc motorcycles in our inventory. The section's checkpoint trailer which was procured with OP/CR funding has sustained damages from Typhoon Yutu and is unable to be utilized during checkpoints.

OCCUPANT PROTECTION/CHILD RESTRAINT:

In September 2019 the Highway Patrol Section conducted a seatbelt and child restraint usage rate survey on the island. These surveys were conducted along the main highways and within the rural areas. The surveys revealed that the island of Rota had an average usage rate of 83.5% for drivers, 80.5% for passengers, and 91.3% for child restraints. The Highway Patrol Section, in collaboration with the other sections within the department as well as local civic groups continue to strive for greater awareness and compliance in regards to seatbelt and child restraint laws of the commonwealth. The annual campaigns of the Click It Or Ticket Mobilization, Buckle Up CNMI, and the Four Steps for Kids program, have proven to be an effective medium in strengthening Rota's Occupant Protection/Child Restraint program. Through these programs officers, conduct high volume traffic stops as well as increase in public education and awareness activities.

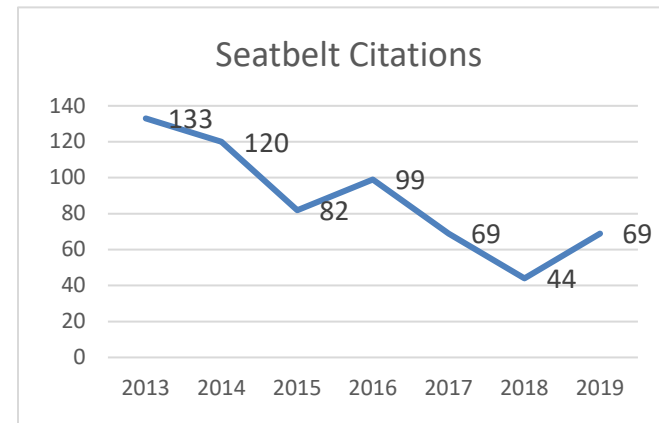
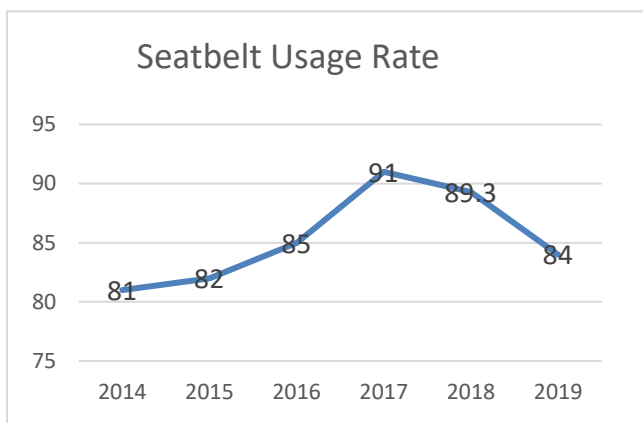
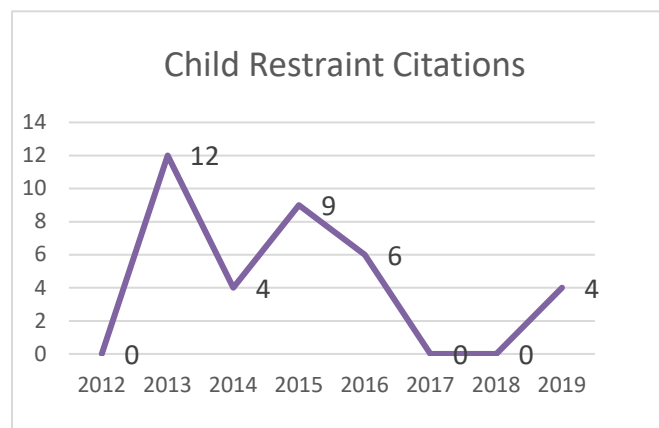
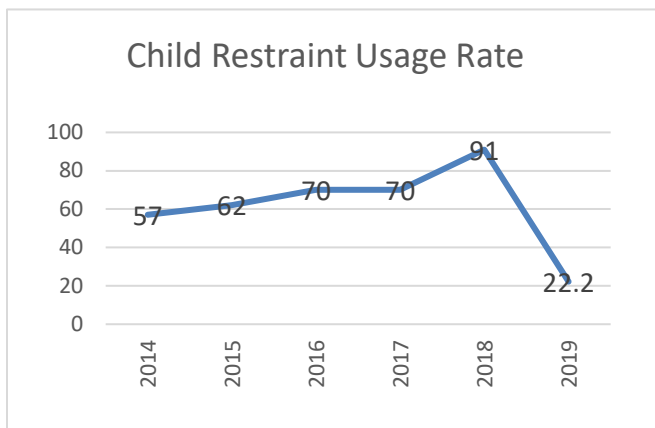
The acquisition of funds and equipment has contributed greatly to the success of the program. It enabled our officers to conduct more enforcement and education activities to meet our goals and objectives. However, due to budget cuts and vendor issues we were unable to procure certain items in our highway safety plan. To help spread important and vital information the Highway Patrol Section have worked with local media outlets for air and print media.

It has also maintained a website under social networking sites such as Facebook and Instagram to target the younger, technologically advanced demographic. A vast majority of the occupant protection program focuses mainly on community outreach and education. This consisted of publication of banners, brochures and pamphlets. Through our efforts we were able to achieve and accomplish the following for Occupant Protection and Child Restraint program for FY 2019:

1. Issued 69 citations for Safety Belt violations
2. Sent 2 personnel to become Child Passenger Safety Technicians
3. 5 personnel to recertify as Child Passenger Safety Technicians

Highway Safety Plan Projects, Goals and Objectives:

1. Maintained unrestrained passenger vehicle occupant fatalities at 0.
2. Maintained unrestrained passenger vehicle occupant fatalities to 0.
3. We were able to decrease the seatbelt citations to 5%.
4. We were able to conduct a total of 4 educational contacts at schools during the school year. This was in accordance and availability with their schedule.
5. We conducted 8 checkpoints out of an anticipated 20 for the OPCR/CHILD RESTRAINT Programs.
6. In May we conducted 6 saturation patrol out of an anticipated 11 for OPCR.
7. In May we conducted 6 checkpoints out of an anticipated 10 for OPCR.
8. In September we conducted 2 checkpoints for CPS.
9. Our 2 CPST Instructors were able to conduct a CPST class on Saipan along with other instructors.
10. We were unable to procure an outdoor storage unit as there were no local vendors available, and all shipping ports were closed due to destruction.
11. We were unable to procure tents due to no local vendor was able to provide them, and all shipping ports were closed due to destruction.



DPS Rota Police Officers Conducting Child Restraint and Seat Belt Presentation at schools and other events



2019 Child Restraint Courtesy Inspection



TRAFFIC CRASHES/FATALITIES:

Traffic crashes continue to occur on our island. However, it should be worth noting that most of the traffic crashes that occur are single-car crashes. Our statistics and surveys show that most of the traffic crashes generally occur in problematic areas, due to roadway design and engineering. Highway Patrol Section responded to two (2) traffic crashes as of October 2019.

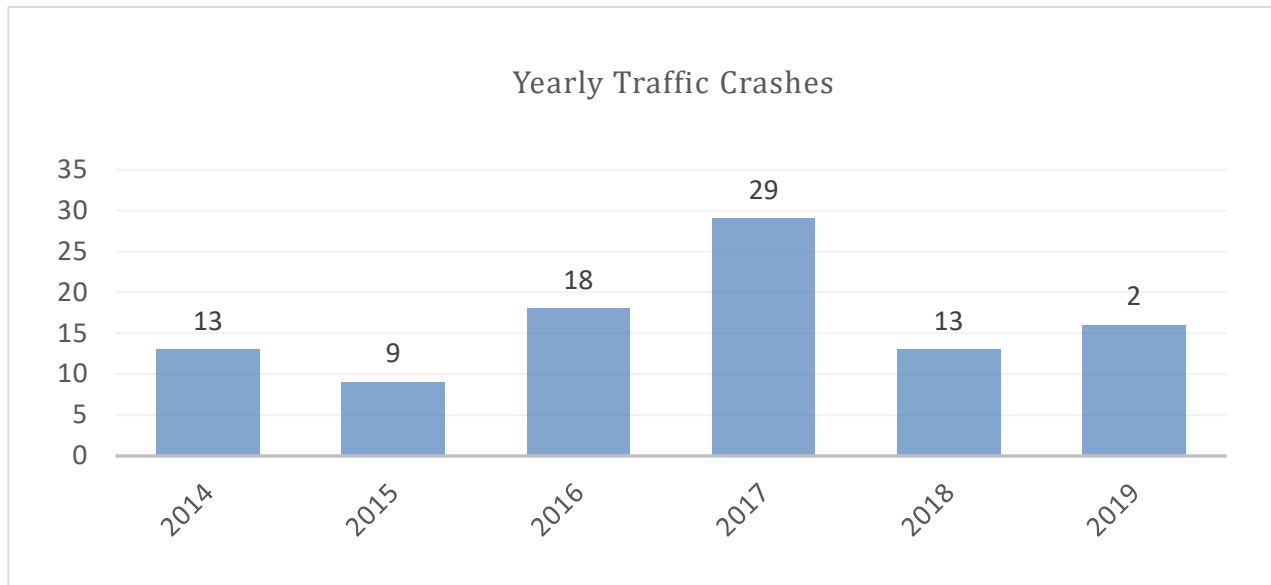
POLICE TRAFFIC SERVICES:

The goal of the Highway Patrol Section's Police Traffic Services program is to improve efficiency in the investigations of traffic crashes as well as enforce traffic laws on our highways and roadways by way of training and equipment acquisition designed to enhance and accomplish specified PTS tasks. With assistance from the Highway Safety Office, the Highway Patrol Section has continued its efforts in achieving national goals by reinforcing its programs. The Highway Patrol Section has conducted checkpoints, saturation patrols, impaired driving prevention, speed management and other mobilizations in the community.

We have continued to focus a lot of our efforts in speed management with random laser speed enforcement at strategic and high volume areas. Speed enforcement has also been focused in school and rural areas frequented by pedestrians and bicyclists. Budget cuts have affected the section's ability to purchase much needed equipment to aid in its Police Traffic Services program. However, the funds that we were given went a long way in enabling the section to accomplish its goals.

We were able to fund enforcement operations and purchase some needed equipment. Through our efforts we were able to accomplish the following for Police Traffic Services in 2018:

1. Maintain the number of traffic crashes with serious injuries at zero for the year 2018.
2. Maintain the number of speed-related traffic crashes with serious injuries at zero for the year 2018.



Highway Safety Plan Projects, Goals and Objectives:

1. Maintained fatalities in speeding-related crashes at 0.
2. Maintain injuries in speeding-related crashes at 0.
3. Increase the number of speeding citation by more than 20% to 39 from 28.
4. Maintain traffic fatalities at 0.
5. Due to manpower issues we were unable to conduct speed enforcement 20 hours per month.
6. In October we were unable to conduct saturation patrols due to recovery efforts.
7. In November we were unable to conduct saturation patrols due to recovery efforts.
8. We conducted several educational contacts throughout the year focused on speed, traffic crashes and pedestrian safety.

DPS Rota Highway Patrol Officers together with other section officers give presentations at Rota's schools.



OPCR Checkpoint and Speed Enforcement



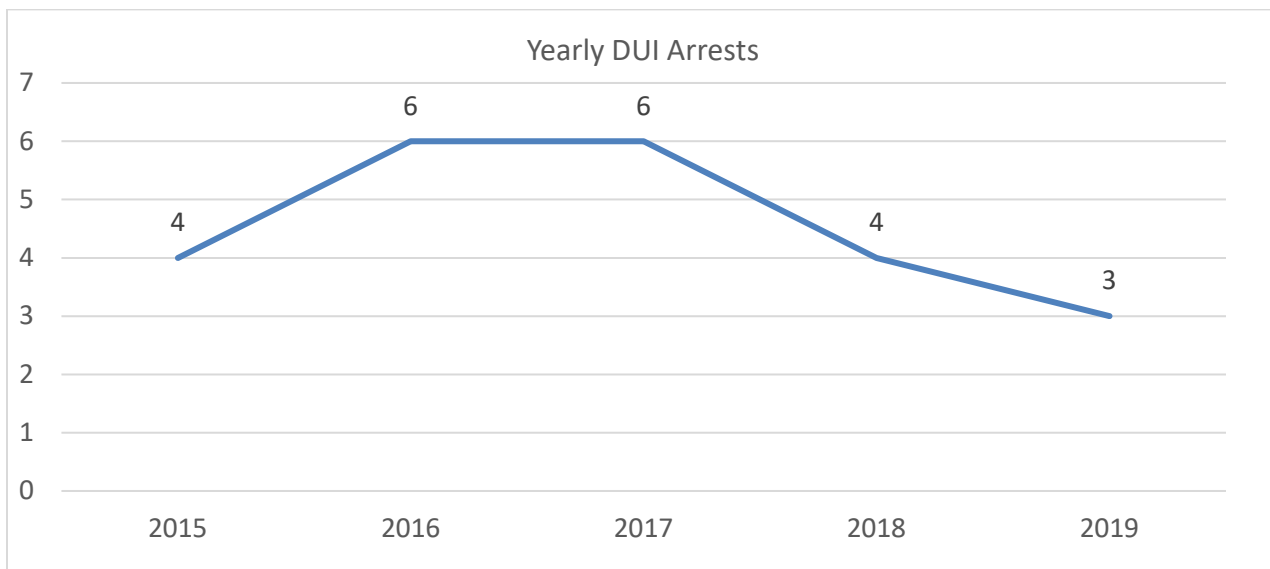
ALCOHOL IMPAIRED DRIVING:

As with all other states and territories, Rota continues to see impaired driving as a major problem on its highways. The Highway Patrol Section continues to implement aggressive impaired driving campaigns to deter operators from driving when impaired. With innovative and educational programs targeting specific demographics we have been able to curb the number of DUI-related crashes on the island. Due to typhoon recovery, the Highway Patrol Section was not able to conduct any sobriety checkpoints but continued with High Visibility Enforcement throughout the recovery period making sure all drivers on our roadways and highways are not under the influence and impaired while driving.

Funding that was allocated to the section greatly assisted in the accomplishment of our goals. However, typhoon recovery efforts greatly affected our ability to carry out our tasks.

We were not able to accomplish the following for Alcohol and Other Drug Countermeasures in October, November and December 2018 due to the two typhoons (Mangkut and Yutu) that hit the island of Rota and did not allow us to perform the program due to the recovery efforts after the storm:

1. Conducted 0 Sobriety Checkpoints due to recovery efforts.
2. Conducted High Visibility Enforcement Operations during recovery efforts.
3. Conducted 0 presentations on Impaired Driving due to recovery efforts.
4. Program was held back due to recovery efforts.
5. Recorded 3 Impaired Driving arrests



THANKSGIVING HOLIDAY TRAVEL:

During this week we conducted a media blitz on our social networking sites. The department had each section produce a public service commercial encouraging the community to exercise safe driving practices.

CHECKPOINTS (SOBRIETY Holiday Season 2018):

No checkpoints conducted due to recovery efforts from Super Typhoon YUTU and the equipment and trailer were destroyed.

CLICK IT OR TICKET MOBILIZATION:

May 2019 Proclamation signing for CIOT Rota Mayor's Office. Highway Patrol section was able to conduct 6 daytime checkpoints and 6 saturation patrol as part of the Click It or Ticket mobilization enforcement.

NATIONAL IMPAIRED DRIVING ENFORCEMENT CRACKDOWN:

On August 2019 we had initially planned for enforcement operations, however due to the trailers being damaged by Typhoon Mangkhut and Yutu we were not able to conduct any checkpoints.

CHILD PASSENGER SAFETY WEEK:

During the Child Passenger Safety Week, the Highway Patrol Section conducted several educational presentations on the island. Highway Patrol also conducted 2 daytime checkpoints for enforcement. The section capped off the program by holding a Child Restraint Check-Up Event.

CONCLUSION:

Although the island of Rota is a small community the Highway Patrol Sections aims at providing it with the best in Police Traffic Services it can render. Officers assigned to the section continue to strive for excellence in their duties as they serve their community. Through the various programs it has implemented the Highway Patrol Section has forged a bond with the community unlike any other. This bond enables the flow of information to go uninterrupted and allow for greater success of its programs and activities. Despite a lack of funding and manpower the officers within the section continue to improve the programs in which they are mandated to carry out. The dedication of these officers is noteworthy and commendable. The Highway Patrol Section is gradually increasing its efforts to better spread information through technology based concepts.

2019 Emergency Medical Services Annual Report

The Department of Fire and Emergency Medical Services (DFEMS), and the Department of Public Safety's Highway Safety Office continue its partnership in providing traffic related training and certification courses for EMS/Rescue personnel on the islands of Saipan, Tinian and Rota. At present we have 119 personnel on the island of Saipan, 20 in Tinian, and 21 on the island of Rota who are currently certified in Basic Life Support (BLS) Pre-Hospital Trauma Life Support (PHTLS) and Pediatric Education for Prehospital Professionals (PEPP).

This year's EMS Week Theme EMS STRONG (Stronger Together) was publicized by the 2019 EMS WEEK Committee which consist of the Department of Fire and Emergency Medical Services, Department of Public Safety Highway Patrol Section, Aircraft Rescue Firefighters (ARFF), Priority Care, Red Cross, Northern Marianas Coalition Against Domestic & Sexual Violence services. Safety and Health presentations were conducted.

All of these trainings, certifications and presentations were conducted on the islands of Saipan, Tinian and Rota. CPR Instructors were sent to Rota and Tinian to assist during the campaign. Due to super typhoon Yutu back in 2018, and the devastating effect on the CNMI, EMS week was not at the scale as the previous years, with a majority of the population still in recovery mode.

The Department of Fire and Emergency Medical Services, Office of EMS has successfully conducted traffic safety and EMS public education, injury prevention campaigns in collaboration with the Highway Patrol Section pertains to motor vehicle crashes or traffic-related incidents at ten (10) elementary schools. Currently we have seven (7) Child Passenger Safety Technicians within the Department of Fire and EMS. This year the Department of Fire and Emergency Medical Services Partners with the Department of Public Safety's, Highway Patrol Section on the Annual Drunk,

Drugged, Drowsy, Distracted Driving (4D) Prevention Month and the Click It or Ticket campaign. The Office of EMS has been actively involved in these campaigns every year to include our EMTs trained and certified as Child Passenger Safety Technicians.

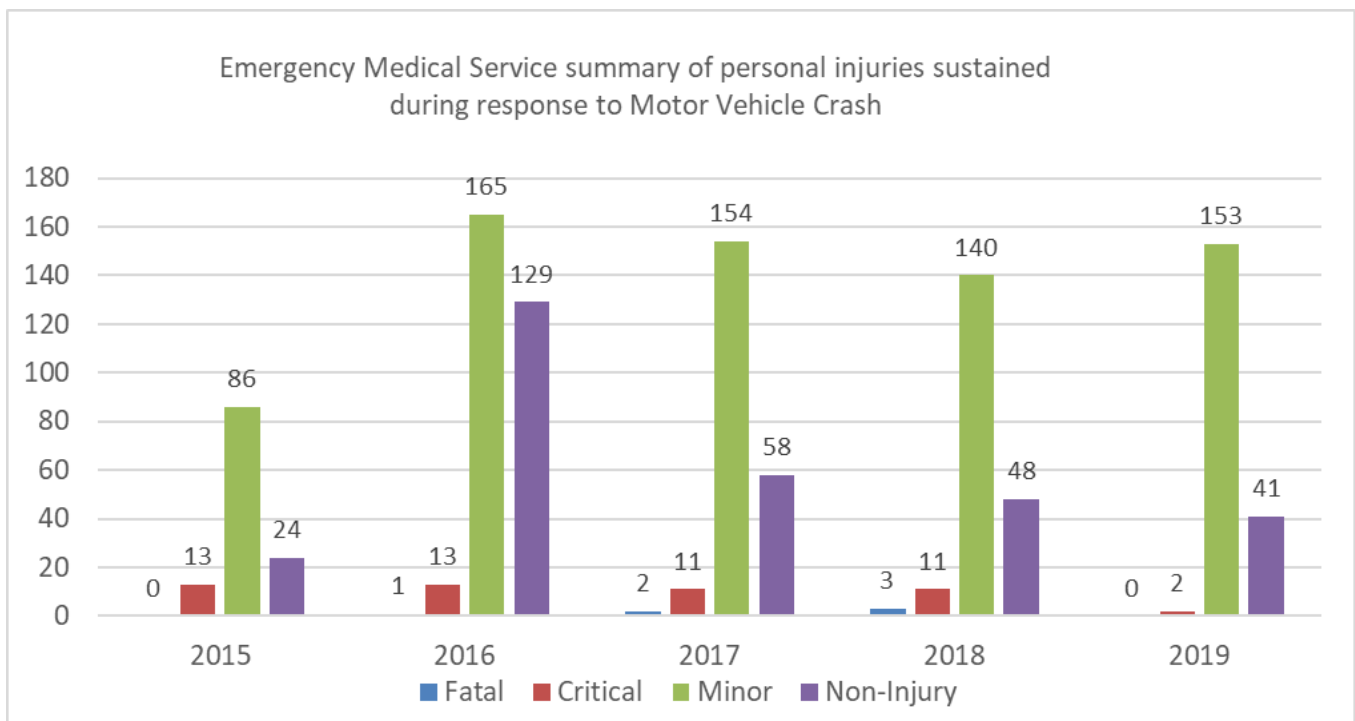
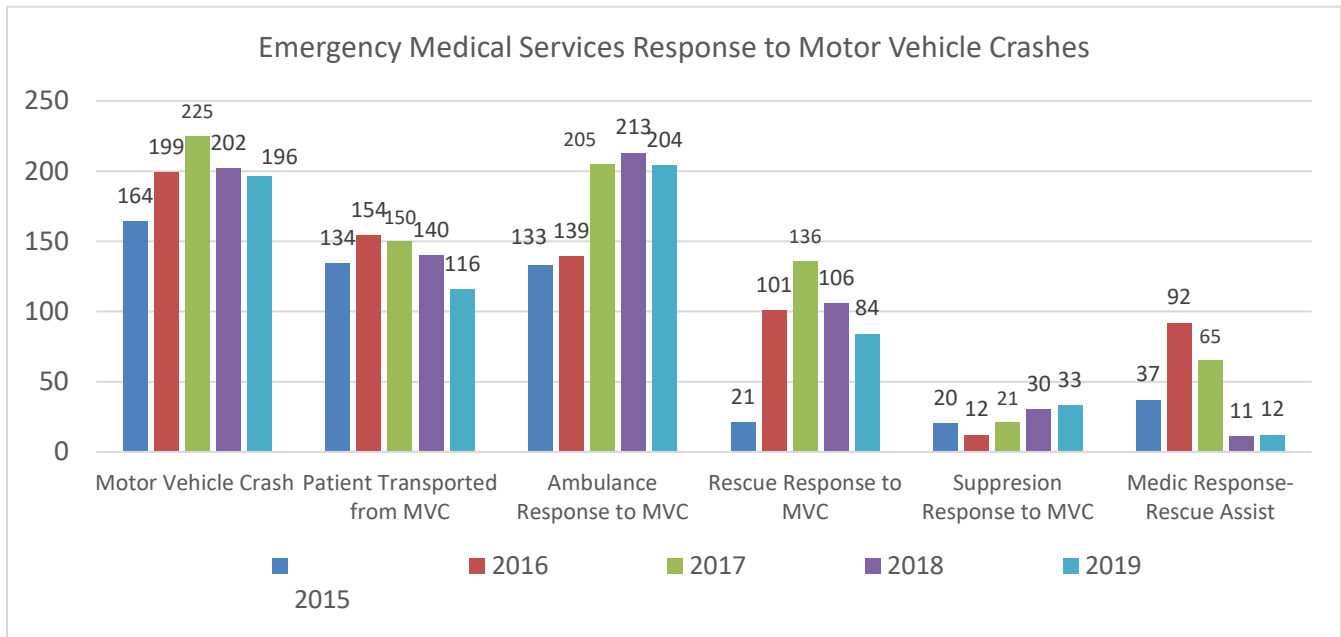


On October 30 2019, SARU (Search And Rescue Unit) conducted one of many in-service auto extrication trainings, with focuses on technique and familiarization of tools, which will make the firefighter more effective and efficient during a motor vehicle incident. From October 18, 2018 to September 2019, there were 196 motor vehicle crashes that we responded to, 116 of that were transported to the hospital via ambulance while 174 refused transport. There were 204 ambulance responses.

EMS Personnel Community Outreach



Emergency Medical Services Response to Motor Vehicle Crashes



[Paid Media](#)

The CNMI Department of Public Safety continues to utilize social and paid media maximizing usage as our major communication outlets in providing public information and education outreach activities through local newspapers, local magazines, church bulletin (Sunday issues), various radio stations, television station, to include distribution of highway Safety messages on poster, flyers and brochures.

**Fiscal Year 2018 PAID MEDIA CAMPAIGN
(October 1, 2018 – September 30, 2019)**

Campaign	Fund	Budget	Results/Impressions
Halloween Impaired Driving Ads (October 31, 2019)	402	\$2,650.00	Radio and TV 217 spots Online 687,000 online impressions Newspapers / Magazines 7,500 print ads Over 1.3 Million online views and 10,000 Facebook followers
Thanksgiving Click It or Ticket (November 22, 2019)	402	\$1,175.00	Magazine 7,500 print ads Over 1.3 Million online impressions and 10,000 Facebook followers
Holiday Season Impaired Driving. Drive Sober or Get Pulled Over Pre- Holiday Season (November 23 to December 12, 2019) and Holiday Season (December 13-31, 2019)	402	\$10,871.36	1,037 Radio ads 22,500.00 Magazine and Newspapers print ads 22,500 Over 1.24 Million online impressions and over 10,000 Facebook followers
Super Bowl LIII (<i>Fans Don't Let Fans Drive Drunk</i>) Impaired Driving	402	\$2,160.00	497 Radio and TV Ads 1,000 Print Ads Over 400, 000 online impressions and Facebook followers
Alcohol and Click It or Ticket ads on CNMI Phone Book	402	\$2,500.00	30,000 Print Ads and total of 723,440 online views
Saint Patrick's	405b	\$1,640.00	142 Radio ads Over 375 Audience on Radio Talk show
National Distracted Driving Awareness Month (April 08-15, 2019)	402	\$2,095.00	233 Radio and TV ads Over 600 thousand online audience

Pedestrian and Bicycle Safety Ads National Ride to Work Day June 17, 2019	402	\$2,150.00	84 Radio Ads Spot 12,000 Print Ads Over 1.2 Million Online views
Click It or Ticket National Enforcement Ad (May 13, 2018)	405b	\$8,730.00	802 Radio and TV Ads 22, 200 Print Ads 63 Theater Ads Over 3.5 Million online impressions Over 30,000 FB followers and views.
4 th of July Impaired Driving "Drive Sober or Get Pulled Over"	402	\$4,495.50	212 Radio and TV Ads 8,000 Print Ads (Newspapers / Magazines) Over 2 Million online impressions 45,000 Facebook followers / views
Labor Day- August 14-Sept. 02, 2019 "Drive Sober or Get Pulled Over"	402	\$5,038.00	233 Radio and TV Ads Over 9,000 Print Ads (Newspaper/ Magazines) Over 3 Million online impressions
Pedestrian and Bicycle Safety Back to School Awareness Ad	402	\$4,133.00	264 Radio and TV ads 5,000 Print Ads Over 2.8 Million Online viewers
Child Passenger Safety Week, National Seat Check Saturday (Sept. 15-21, 2019)	405b	\$7,043.00	313 Radio and TV Ad Runs Over 21,000 print ads (Newspaper / Magazine/ Bulletin) Over 3.2 Million online viewers

Traffic Records

A Traffic Records Data Technician is responsible for collecting, compiling, inputting and reporting of traffic crash data, traffic citations, DUI or Alcohol related citations (to include violations, driver bio, age, ethnicity, location, roadway condition, weather condition) etc. With this additional help it has made obtaining any traffic data for reporting purposes much easier, and citations are forwarded to appropriate agencies such as the Office of the Attorney General and the court in a much quicker manner.

Section 405C: Highway Data Improvement Grant

The CNMI contracted Ledge Light Technologies (LLT) for the following projects:

System Maintenance & Support

In 2019, LLT continued to provide support and maintenance of the Island-wide Traffic Safety Information System (ITSIS) and improved the usability and functionality of the systems. LLT continues to maintain and provide upgrade as necessary for the Electronic Crash Reporting System (ECitation System), Report Amendment & Modification Program, JustWare Application Program Interface, and the Online System for Crash Analysis and Reporting (OSCAR).

- Provided Maintenance and Support to ECitation transmission and JustWare API Bridge.
- Provided recommendation for the upgrade to the Court JustWare Server to eliminate some of the issues regarding the program time out.

Traffic Records Assessment and MMUCC Mapping Support

LLT worked directly with the NHTSA Traffic Records Assessment Team to conduct crash data MMUCC mapping to determine the level of the CNMI Crash Reporting System compliance.

LLT provided support to the CNMI Highway Safety Office in the completion of the online Traffic Records Assessment questions in the State Traffic Records Assessment Program. LLT worked with the NHTSA TRA Coordinator to complete the CNMI Traffic Records Assessment. LLT participated in all the Assessment rounds as well as the in the review of the TRA result.

Traffic Records Strategic Plan Update/FY2020 Grant Application

LLT provided leadership and administrative support to the CNMI Department of Public Safety, Highway Safety Office (HSO) and the Traffic Records Coordinating Committee (TRCC) to successfully update the Territory Traffic Records Strategic Plan based on the recommendations and outcome of the NHTSA Traffic Records Assessment and the TRCC inputs.

LLT provided support to DPS-HSO and TRCC in the development of the FY2020 Section 405c Grant Application, provided guidance in project selection, performance measures, analysis and reporting to NHTSA.

ECitation Deployment Support (DPS & Court)

In 2019, E-Citation was initiated by Department of Public Safety Highway Patrol Officers. The E-Citation Accessories for DPS Patrol Section will soon be implemented as soon as the Patrol Officers attend the training. LLT continued to worked with the DPS Highway Patrol, Court and the Attorney General Office to ensure ECitation data are properly transmitted and transferred to the Court JustWare system through the JustWare API.

2019 Attitudinal Survey for Seat Belts, Speed and Alcohol

The attitudinal survey forms were distributed at various locations on island such as Bureau of Motor Vehicle, Northern Marianas College and Commonwealth Health Center Corporation.

SEAT BELT - SURVEY

1. Your gender: (43) Male (39) Female

2. Your age: (15) 16-20, (03) Under 21 (16)21-25 (16)26-39 (10)40-49 (08)50-59 (6)60 Plus

Your race: (33) Chamorro (06) Carolinian (03) Caucasian (02) Japanese (01) Korean (20) Filipino (07) Micronesian (1) Pacific Islander (2) Other

3. What type of vehicle do you drive most often?

(1) Passenger car (17) Pickup truck (24) Sport Utility Vehicle (SUV) (25) Full-van (7) Other

4. How often do you use safety belts when you drive or ride in a car, van, sport utility vehicle or pickup Truck?

(57) Always (10) Nearly always (5) Sometimes (1) Seldom (0) Never

5. Do you think that it is important for police to enforce the safety belt law?

(69) Yes (4) No

6. What do you think the chances are of getting a ticket if you don't wear your safety belt?

(22) Always (12) Nearly Always (28) Sometime (7) Seldom (5) Never

7. Do you think the safety belt law in the CNMI is enforced:

(20) Very strictly (33) Somewhat strictly (16) Not very strictly (2) Rarely (3) Not at all

8. Have you ever received a ticket for not wearing your safety belt?

(11) Yes (62) No

09. In the past month, have you seen or heard about police enforcement focused on safety belt use?

(32) Yes (42) No

10. In the past month, have you experienced police enforcement activities looking at safety belt use?

(31) Yes (41) No

11. Have you recently read, seen, or heard anything about safety belts in the CNMI?

(36) Yes (35) No

If yes, where did you see or hear about it? (Check all that apply):

(9) Newspaper (25) Radio (5) TV (14) Billboards (11) Brochure (6) Police Enforcement (4) Other

12. Have you recently read, seen, or heard anything about wearing a safety belt and riding in a pickup truck?

(27) Yes (42) No

13. Do you know what department handles the child restraint/safety belt program(s) in the CNMI?

Name the department: Department of Public Safety / Highway Safety Office

Which seat belt campaign in the CNMI have you heard?

(Check all that apply)

(48) Buckle Up CNMI (1) Buckle Up in Your Truck (52) Click It or Ticket (0) Operation Stay Alive, (9) Child Passenger Safety Week.

14. In what year was the Seat Belt Law passed in the CNMI? (correct answer is 1989)

(6) 1979 (32) 1989 (14) 1999 (7) 2009

15. Have you ever been in a collision? (30) Yes (42) No

16. How many times? (13) Once (15) More than once

SPEED - SURVEY

1. Your gender: (23) Male (47) Female

2. Your age: (14) 16-20 (16) 21-25 (17) 26-34 (4) 35-39 (11) 40-49 (6) 50-59 (2) 60 Plus

Your race: (36) Chamorro (9) Carolinian (3) Caucasian (3) Japanese (14) Filipino (1) German (1) Chinese (9) Micronesian (2) Pacific Islander

3. What type of vehicle do you drive most often?

(26) Sedan (1) Van (26) Sport utility vehicle (SUV) (15) Pick-up truck (6) Other

4. How often do you travel above the posted speed limit?

(10) Very often (23) Somewhat often (23) Not very often (9) Rarely (5) Not at all

5. Do you feel unsafe sharing the road with drivers who speed? (47) Yes (21) No

6. What do you think the chances are of getting a ticket if you drive over the speed limit?

(19) Very Likely (24) Somewhat Likely (19) Likely (7) Unlikely (1) Very Unlikely

7. Have you ever received a speeding ticket? (15) Yes (54) No

8. Do you know anyone that has received a speeding ticket? (54) Yes (15) No

9. Do you think CNMI police enforce speeding laws:

(6) Very strictly (42) Somewhat strictly (18) Not very strictly (5) Rarely (3) Not at all

10. Do you think the penalty (\$30.00) for speeding is:

(4) Too severe (31) About right (28) Not severe enough (7) Don't know

11. Have you recently read, seen, or heard anything about speed enforcement? (31) Yes (40) No

If yes, where did you read, see or hear about it? (Check all that apply):

(9) Newspaper (16) Radio (5) TV (10) Poster (7) Brochure (15) Police checkpoint (3) Other

12. What is the maximum speed in the CNMI? (Correct answer is 45 MPH)

(2) 25MPH (20) 35MPH (50) 45MPH (1) 55MPH

13. Have you ever been in a collision? (33) Yes (38) No

14. How many times? (20) Once (18) More than once

ALCOHOL - SURVEY

1. Your gender: (24) Male (43) Female

2. Your age: (12) 16-20 (15) 21-25 (18) 26-34 (16) 35-49 (6) 50-59 (2) 60 Plus

3. Your race: (34) Chamorro (9) Carolinian (3) Caucasian (1) Japanese (12) Filipino (1) Korean (1) Chinese (6) Micronesian (2) Pacific Islander (1) Others

4. In the past 30 days, how many times have you driven a motor vehicle within 2 hours after drinking alcoholic beverages? (45) Have Driven within 2 hours after drinking (28) Don't Drink

5. What do you think the chances are of someone getting arrested if they drive after drinking?

(9) Always (17) Nearly Always (32) Sometimes (6) Seldom (3) Never

6. Compared with 3 months ago, are you now driving after drinking? (check one)

(2) More often (7) Less often (16) About the same (17) I never drive after drinking (27) I DO NOT DRINK

7. Do you think the police enforce the drinking and driving laws:

(14) Very strictly (34) Somewhat strictly (14) Not very strictly (6) Rarely (1) Not at all

8. Do you think the penalty (\$500.00) for alcohol-impaired driving is:

(4) Strict (39) About right (21) Not strict enough (7) Don't know

9. In the past 30 days, have you gone thru a police checkpoint targeting alcohol-impaired drivers?

(0) Yes (0) No (0) N/A – checkpoints were not performed since after Typhoon YUTU in 2018.

10. Have you recently read, seen, or heard anything about alcohol-impaired driving (or drunk driving) in the CNMI?

(40) Yes (21) No

If yes, where did you see or hear about it? (Check all that apply): (10) Newspaper (22) Radio (7) TV

(11) Poster (9) Brochure (1) Online article

12. Which of the following alcohol-impaired driving enforcement program(s) in the CNMI have you heard?

(check all that apply): (4) You Drink & Drive, You Lose (31) Drunk Driving, Over the Limit Under Arrest (28) Friends Don't Let Friends Drive Drunk (7) Drive Sober or Get Pulled Over.

13. In the past 30-60 days, have you seen or heard of anything about impaired driving (alcohol and/or drugs) enforcement by the police?

(41) Yes (28) No

**Section 402, 405b & 405c
Highway Safety Programs Funding**

FY19 Budget

Total Expenditure

Carry-Over to FY2020

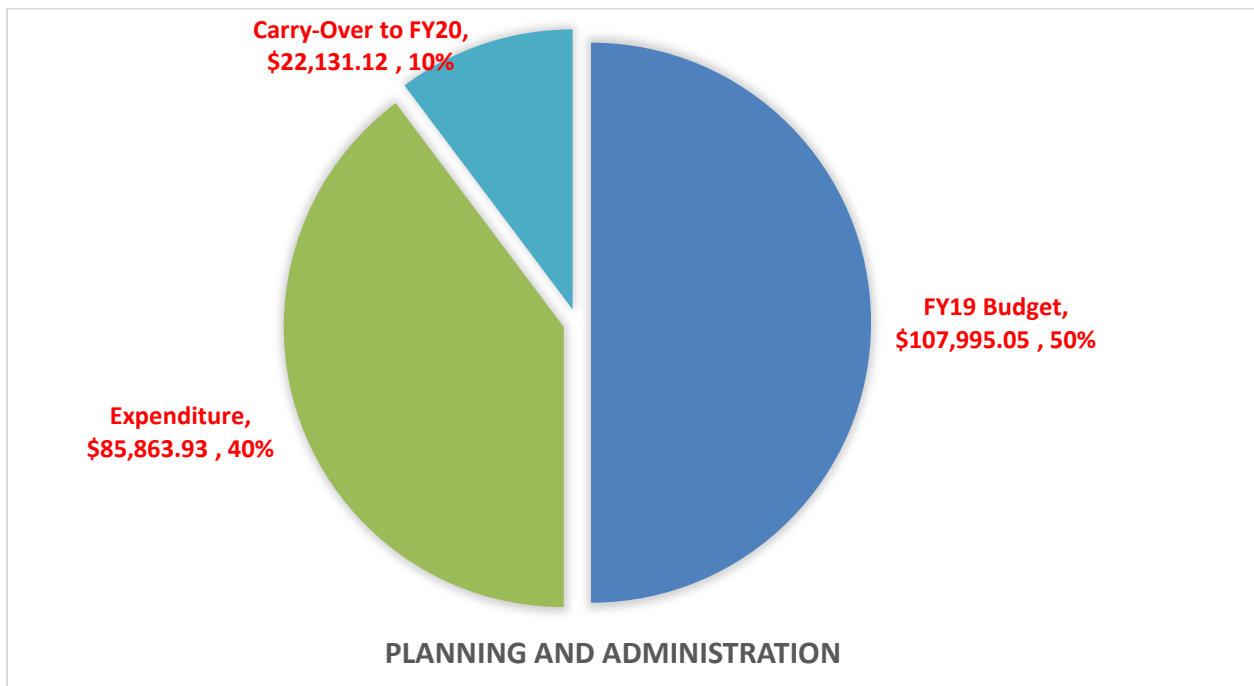
Financial Section Fiscal Year 2019

Financial Report as of December 6, 2019

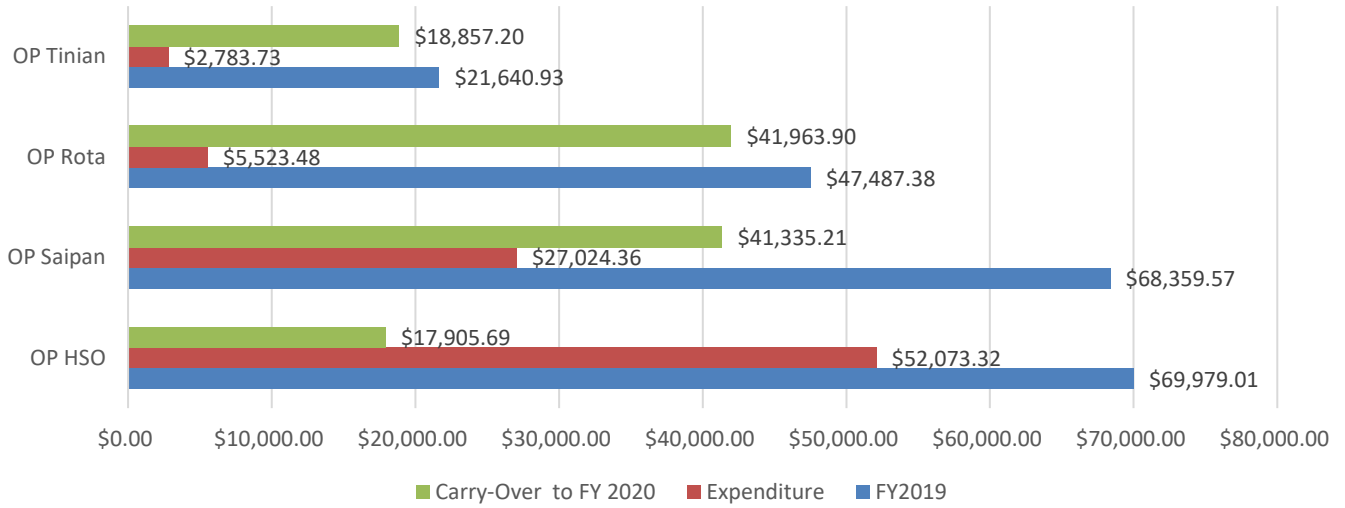
<u>Program</u>	<u>FY19 Appropriated</u>	<u>Expended</u>	<u>Carry-Over to FY20</u>
Planning and Administration	\$107,995.05	\$85,863.93	\$22,131.12
Occupant Protection HSO	\$69,979.01	\$52,073.32	\$17,905.69
Occupant Protection (Saipan)	\$68,359.57	\$27,024.36	\$41,335.21
Occupant Protection (Rota)	\$47,487.38	\$5,523.48	\$41,963.90
Occupant Protection (Tinian)	\$21,640.93	\$2,783.73	\$18,857.20
Police Traffic Services HSO	\$60,413.08	\$40,025.31	\$20,387.77
Police Traffic Services (Saipan)	\$266,913.10	\$43,091.06	\$223,822.04
Police Traffic Services (Rota)	\$93,764.62	\$7,782.87	\$85,981.75
Police Traffic Services (Tinian)	\$70,644.68	\$28,012.01	\$42,632.67
Alcohol HSO	\$52,655.50	\$27,467.69	\$25,187.81
Alcohol (Saipan)	\$119,712.78	\$21,449.79	\$98,262.99
Alcohol (Rota)	\$34,678.29	\$6,785.25	\$27,893.04
Alcohol (Tinian)	\$0.00	\$0.00	\$0.00
Emergency Medical Services	\$59,000.86	\$0.00	\$59,000.86
Motorcycle Safety	\$0.00	\$0.00	\$0.00
Pedestrian/Bicycle Safety	\$15,719.02	\$10,712.00	\$5,007.02
Traffic Records HSO	\$49,743.41	\$35,638.77	\$14,104.64
Traffic Records Saipan	\$23,153.08	\$788.00	\$22,365.08
Roadway Safety	\$0.00	\$0.00	\$0.00
Speed Enforcement	\$15,501.18	\$7,069.00	\$8,432.18
Paid Media	\$34,520.65	\$28,584.36	\$5,936.29
Traffic Court	\$0.00	\$0.00	\$0.00
Total Section 402	\$1,211,882.19	\$430,674.93	\$781,207.26

<u>Program</u>	<u>FY19 Appropriated</u>	<u>Expended</u>	<u>Carry-Over to FY20</u>
Section 405b and 405c Funding			
Section 405(b) HSO Saipan	\$102,956.30	\$65,639.05	\$37,317.25
Section 405(b) (DFEMS)	\$40,054.64	\$301.00	\$39,753.64
Total Section 405(b)	\$143,010.94	\$65,940.05	\$77,070.89
Section 405(c) Data Improvement	\$123,699.71	\$118,808.00	\$4,891.71
Total 405(c)	\$123,699.71	\$118,808.00	\$4,891.71
Grand Total:	\$1,478,592.84	\$615,422.98	\$863,179.86

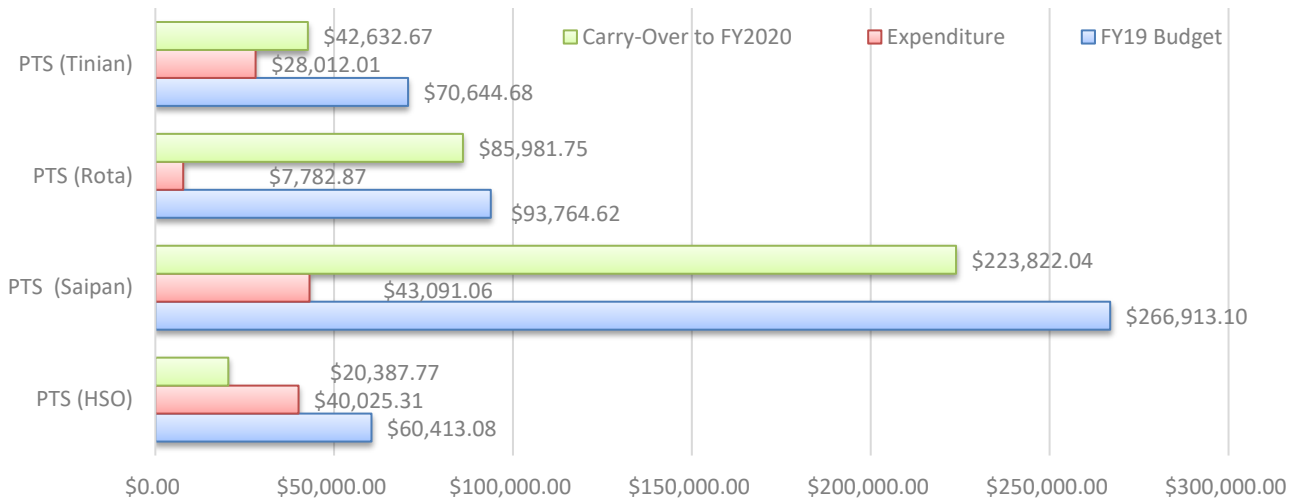
The following Charts/Graphs represent FY19 Total Funding, Expenditure, and Carry Forward to Fiscal Year 2020.



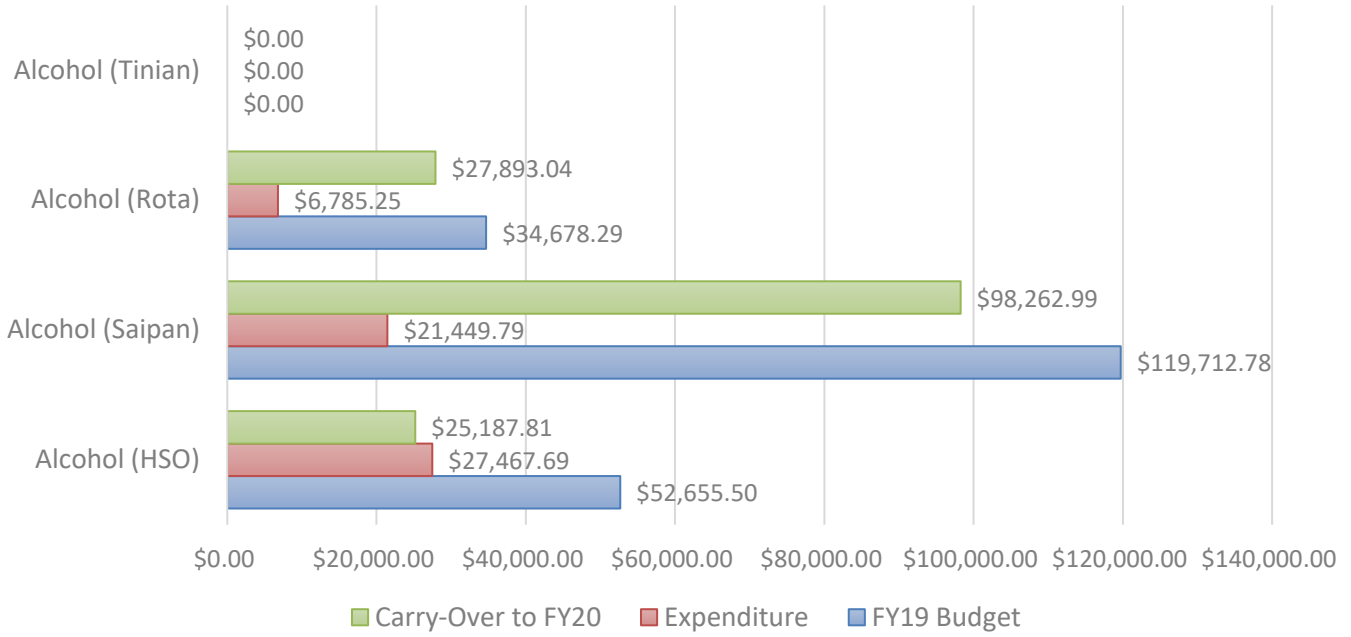
Occupant Protection (HSO, Saipan, Rota and Tinian)



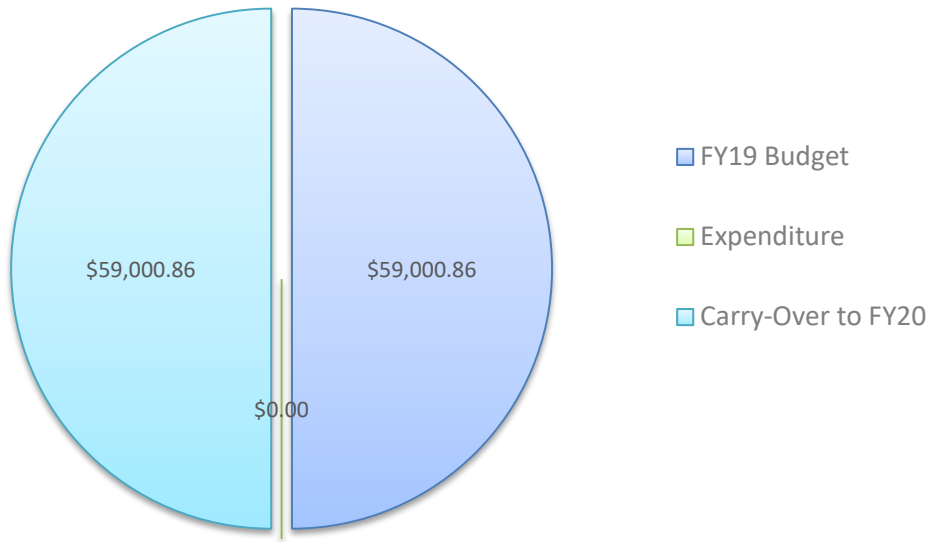
Police Traffic Services: HSO, Saipan, Tinian & Rota



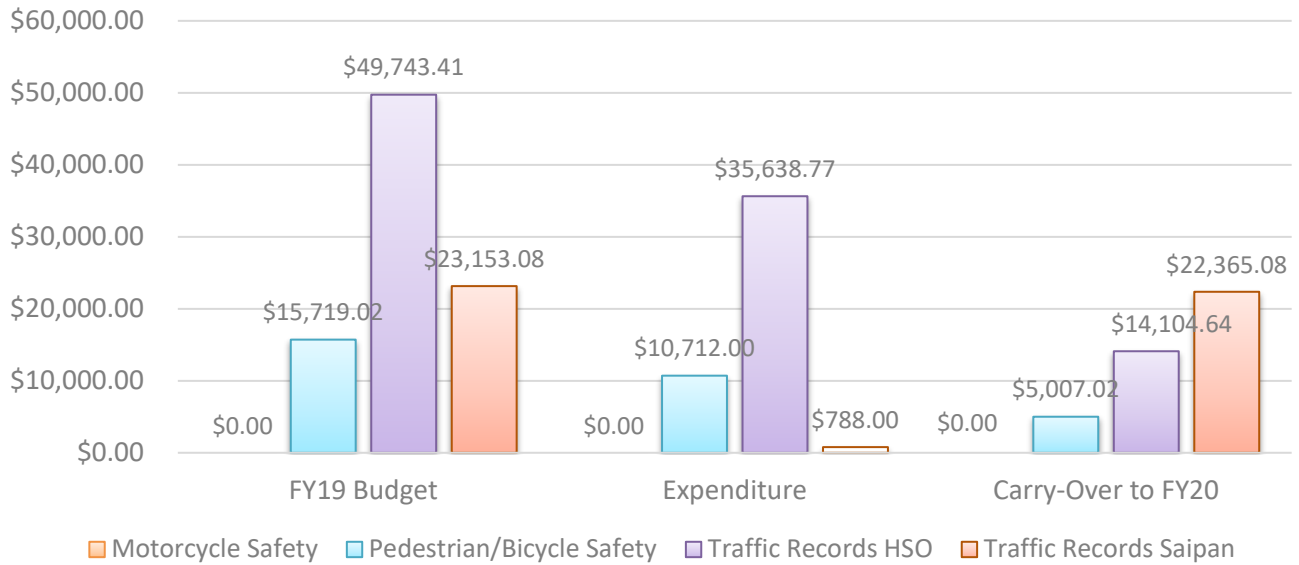
Alcohol & Other Drugs Countermeasures (HSO, Saipan, Rota & Tinian)



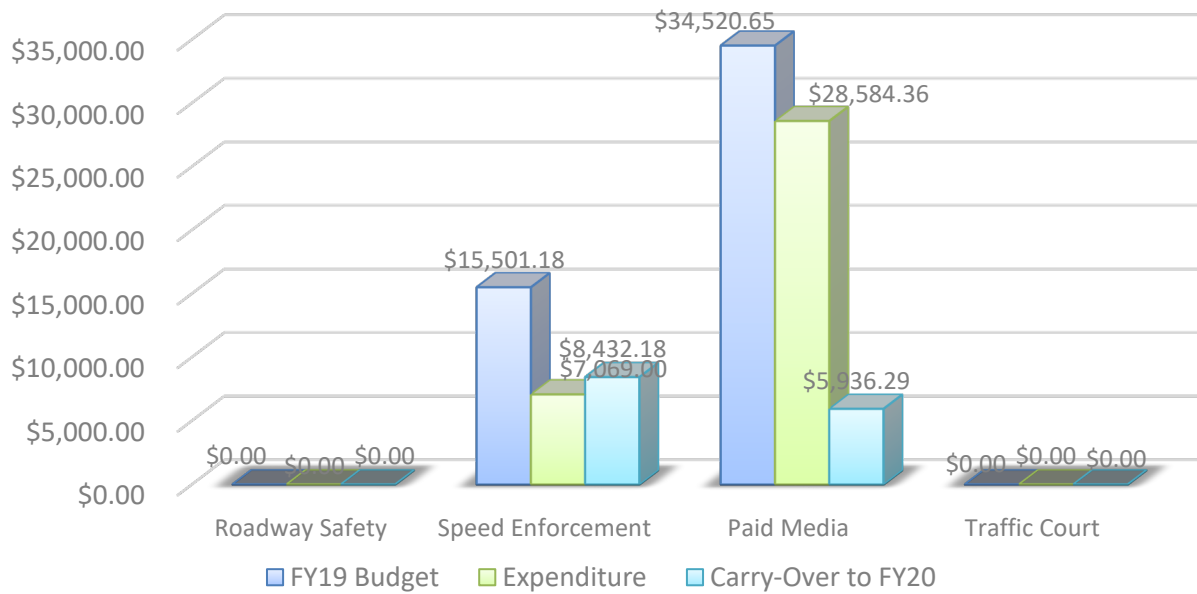
Emergency Medical Services 402 Funds

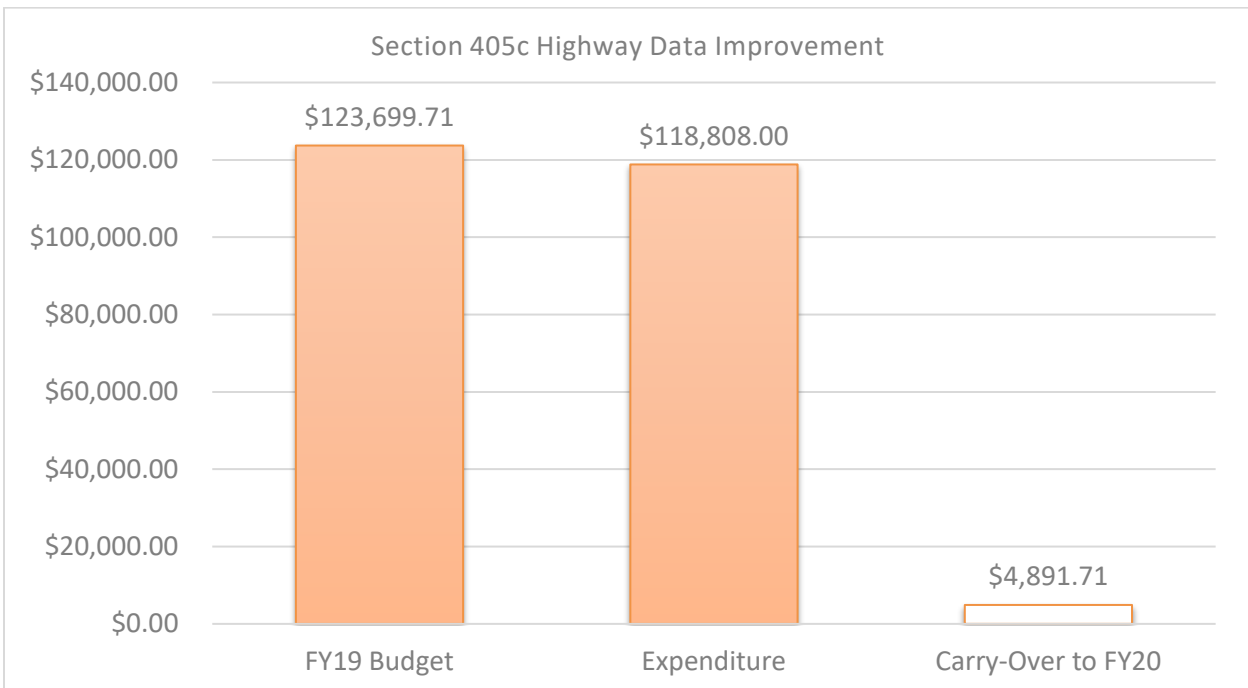
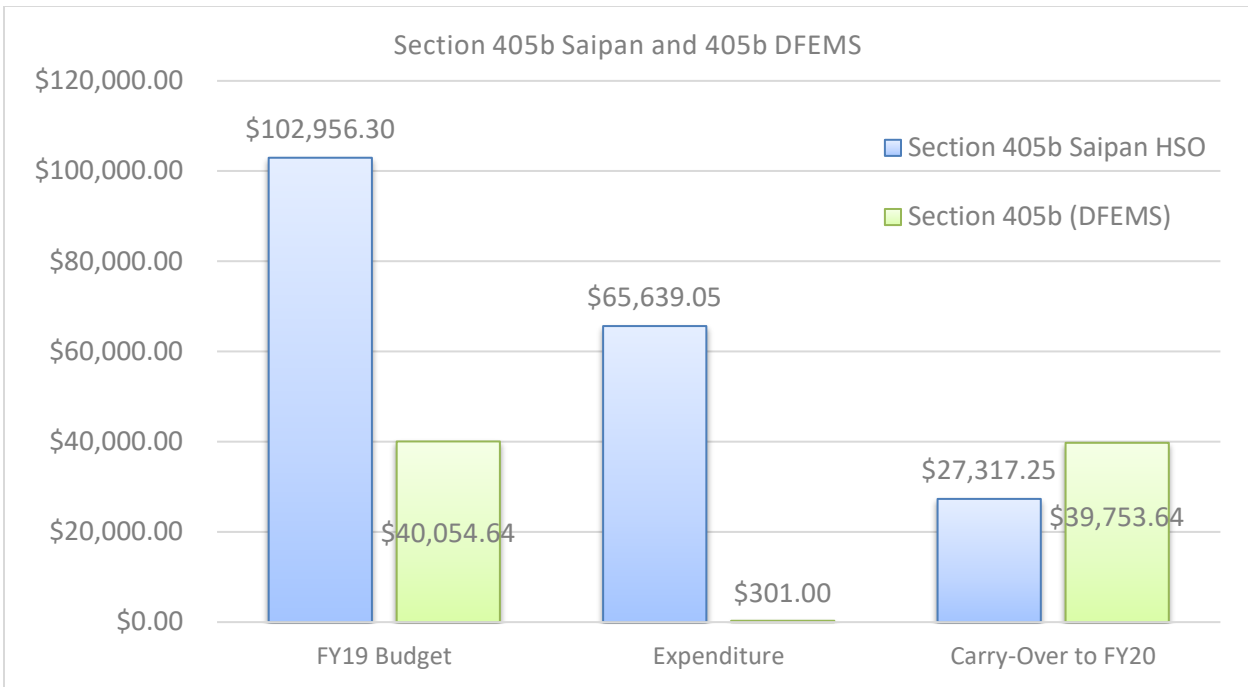


Motorcycle Safety, Ped/Bicycle Safety, Traffic Records HSO & Traffic Records Saipan



Roadway Safety, Speed Enforcement, Paid Media & Traffic Court





U.S. Department of Transportation National Highway Traffic Safety Administration

State: Mariana Islands

Obligations vs Expenditures

Page: 1

2019-FINAL

Latest posted documents
HCS-16 VOU-10

Posted: 12/16/2019

Report Date: 12/31/2019

Program Area	Project	Original Approved HSP	Percent of Agency Planned	Sum of Obligations	Percent of Agency Obligated	Percent Prior FY	Sum of Expenditures	Percent Agency Expended	Unexpended Balance	Est. Months to Liquidate	Unobligated Balance
NHTSA											
NHTSA 402											
Alcohol											
	AL-2019-AL-19-02	\$.00	0%	\$5,746.00	0%		\$5,746.00	1%	\$.00	0	
	Alcohol Total	\$.00	0%	\$5,746.00	0%		\$5,746.00	1%	\$.00	0	
Pedestrian/Bicycle Safety											
	PS-2019-PS-19-01	\$.00	0%	\$5,574.87	0%		\$5,574.87	1%	\$.00	0	
	Pedestrian/Bicycle Safety Total	\$.00	0%	\$5,574.87	0%		\$5,574.87	1%	\$.00	0	
Police Traffic Services											
	PT-2019-PT-19-03	\$.00	0%	\$22,701.50	2%		\$22,701.50	4%	\$.00	0	
	Police Traffic Services Total	\$.00	0%	\$22,701.50	2%		\$22,701.50	4%	\$.00	0	
Speed Enforcement											
	SE-2019-SE-19-01	\$.00	0%	\$6,407.00	0%		\$6,407.00	1%	\$.00	0	
	Speed Enforcement Total	\$.00	0%	\$6,407.00	0%		\$6,407.00	1%	\$.00	0	
	NHTSA 402 Total	\$.00	0%	\$40,429.37	3%	100%	\$40,429.37	7%	\$.00	0	\$.00
FAST Act NHTSA 402											
Planning and Administration											
	PA-2019-PA-19-01	\$103,600.00	6%	\$107,995.27	7%		\$85,863.93	14%	\$22,131.34	*	
	Planning and Administration Total	\$103,600.00	6%	\$107,995.27	7%		\$85,863.93	14%	\$22,131.34	3	
Alcohol											
	AL-2019-ID-19-00	\$65,600.00	4%	\$52,655.00	4%		\$27,467.69	4%	\$25,187.31	*	
	AL-2019-ID-19-01	\$122,200.00	8%	\$119,712.87	8%		\$21,449.79	3%	\$98,263.08	*	
	AL-2019-ID-19-02	\$35,200.00	2%	\$28,932.25	2%		\$1,039.25	0%	\$27,893.00	*	
	Alcohol Total	\$223,000.00	14%	\$201,300.12	14%		\$49,956.73	8%	\$151,343.39	36	

U.S. Department of Transportation National Highway Traffic Safety Administration

State: Mariana Islands

Obligations vs Expenditures

Page: 2

2019-FINAL

Report Date: 12/31/2019

Latest posted documents
HCS-16 VOU-10

Posted: 12/16/2019

Program Area	Project	Original Approved HSP	Percent of Agency Planned	Sum of Obligations	Percent of Agency Obligated	Percent Prior FY Funds	Sum of Expenditures	Percent Agency Expended	Unexpended Balance	Est. Months to Liquidate	Unobligated Balance
Emergency Medical Services											
	EM-2019-EM-19-01	\$53,500.00	3%	\$59,001.48	4%		\$0.00	0%	\$59,001.48	*	
	Emergency Medical Services Total	\$53,500.00	3%	\$59,001.48	4%		\$0.00	0%	\$59,001.48	*	
Occupant Protection											
	OP-2019-OP-19-03	\$25,500.00	2%	\$21,642.19	1%		\$2,783.73	0%	\$18,858.46	*	
	OP-2019-OP-19-02	\$44,400.00	3%	\$47,487.63	3%		\$5,523.48	1%	\$41,964.15	*	
	OP-2019-OP-19-00	\$63,000.00	4%	\$69,979.00	5%		\$52,073.32	8%	\$17,905.68	*	
	OP-2019-OP-19-01	\$125,500.00	8%	\$68,359.18	5%		\$27,024.36	4%	\$41,334.82	*	
	Occupant Protection Total	\$258,400.00	16%	\$207,468.00	14%		\$87,404.89	14%	\$120,063.11	16	
Pedestrian/Bicycle Safety											
	PS-2019-PS-19-01	\$12,000.00	1%	\$10,144.10	1%		\$5,137.13	1%	\$5,006.97	*	
	Pedestrian/Bicycle Safety Total	\$12,000.00	1%	\$10,144.10	1%		\$5,137.13	1%	\$5,006.97	12	
Police Traffic Services											
	PT-2019-PT-19-00	\$53,600.00	3%	\$60,413.00	4%		\$40,025.31	7%	\$20,387.69	*	
	PT-2019-PT-19-03	\$68,100.00	4%	\$47,943.14	3%		\$5,310.51	1%	\$42,632.63	*	
	PT-2019-PT-19-01	\$151,500.00	10%	\$266,913.17	18%		\$43,091.06	7%	\$223,822.11	*	
	PT-2019-PT-19-02	\$88,700.00	6%	\$93,766.83	6%		\$7,782.87	1%	\$85,983.96	*	
	Police Traffic Services Total	\$361,900.00	23%	\$469,036.14	32%		\$96,209.75	16%	\$372,826.39	47	
Traffic Records											
	TR-2019-TR-19-01	\$20,000.00	1%	\$23,153.00	2%		\$788.00	0%	\$22,365.00	*	
	TR-2019-TR-19-00	\$40,000.00	3%	\$49,743.48	3%		\$35,638.77	6%	\$14,104.71	*	
	Traffic Records Total	\$60,000.00	4%	\$72,896.48	5%		\$36,426.77	6%	\$36,469.71	12	
Speed Enforcement											
	SE-2019-SE-19-01	\$24,500.00	2%	\$9,094.00	1%		\$662.00	0%	\$8,432.00	*	

U.S. Department of Transportation National Highway Traffic Safety Administration

State: Mariana Islands

Obligations vs Expenditures

Page: 3

2019-FINAL

Report Date: 12/31/2019

Latest posted documents
HCS-16 VOU-10

Posted: 12/16/2019

Program Area	Project	Original Approved HSP	Percent of Agency Planned	Sum of Obligations	Percent of Agency Obligated	Percent Prior FY Funds	Sum of Expenditures	Percent Agency Expended	Unexpended Balance	Est. Months to Liquidate	Unobligated Balance
Speed Enforcement Total		\$24,500.00	2%	\$9,094.00	1%		\$662.00	0%	\$8,432.00	153	
Paid Advertising											
	PM-2019-PM-19-01	\$22,200.00	1%	\$34,522.04	2%		\$28,584.36	5%	\$5,937.68	*	
Paid Advertising Total		\$22,200.00	1%	\$34,522.04	2%		\$28,584.36	5%	\$5,937.68	2	
FAST Act NHTSA 402 Total		\$1,119,100.00	70%	\$1,171,457.63	79%	38%	\$390,245.56	63%	\$781,212.07	24	\$.00
FAST Act 405b OP High											
405b OP High											
	M1X-2019-40-5B-02	\$35,000.00	2%	\$40,054.64	3%		\$301.00	0%	\$39,753.64	*	
	M1X-2019-40-5B-01	\$90,000.00	6%	\$102,956.38	7%		\$65,639.05	11%	\$37,317.33	*	
405b OP High Total		\$125,000.00	8%	\$143,011.02	10%		\$65,940.05	11%	\$77,070.97	14	
FAST Act 405b OP High Total		\$125,000.00	8%	\$143,011.02	10%	33%	\$65,940.05	11%	\$77,070.97	14	\$.00
FAST Act 405c Data Program											
405c Data Program											
	M3DA-2019-40-5C-01	\$351,000.00	22%	\$123,699.93	8%		\$118,808.00	19%	\$4,891.93	*	
405c Data Program Total		\$351,000.00	22%	\$123,699.93	8%		\$118,808.00	19%	\$4,891.93	*	
FAST Act 405c Data Program Total		\$351,000.00	22%	\$123,699.93	8%	12%	\$118,808.00	19%	\$4,891.93	*	\$.00
NHTSA Total		\$1,595,100.00	100%	\$1,478,597.95	100%		\$615,422.98	100%	\$863,174.97	17	
Total		\$1,595,100.00	100%	\$1,478,597.95	100%		\$615,422.98	100%	\$863,174.97	17	

* Indicates programs that have no expenditures within 12 months before the date of this report - estimated months to liquidate cannot be calculated.