



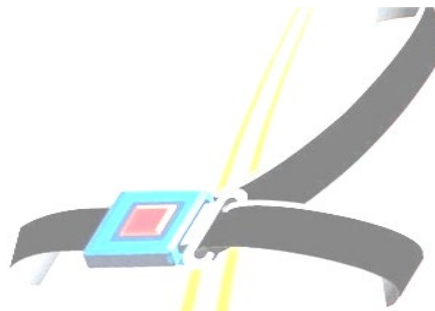
COMMONWEALTH OF THE NORTHERN MARIANA ISLANDS

- Farallon de Pajaros
- Maug
- Asuncion
- Agrihan
- Pagan
- Alamagan
- Guguan
- Sariguan
- Anatahan
- Farallon de Mendinilla
- Saipan
Tinian
- Rota



HIGHWAY SAFETY PROGRAM (Saipan, Tinian & Rota)

ANNUAL REPORT YEAR 2018





COMMONWEALTH OF THE NORTHERN MARIANA ISLANDS
DEPARTMENT OF PUBLIC SAFETY

Jose M. Sablan Building, Civic Center Susupe, P. O. Box 500791 Saipan, MP 96950
Telephone: (670) 664-9001 Facsimile: (670) 664-9019



Ralph DLG. Torres
Governor
Victor B. Hocog
Lieutenant Governor

Robert A. Guerrero
Commissioner

December 12, 2018

Chris Murphy
NHTSA Region 9 Administrator
U.S. Department of Transportation
National Highway Traffic Safety Administration (NHTSA)
John E. Moss Federal Building
650 Capitol mall, Suite 5-400
Sacramento, CA 95814

Dear Mr. Murphy

The CNMI Department of Public Safety hereby submits the Highway Safety Program Annual Report for Calendar year 2018. The DPS Highway Safety Office achieved numerous objectives, goals and has utilized the grant funding to ensure a safer CNMI. We hope that our report meets your expectation and approval.

I would like to extend my sincere appreciation to you and your staff for working closely and for providing assistance to the DPS Highway Safety Office staff throughout this year.

The islands of Saipan and Tinian were hit by Super Typhoon YUTU on October 24, 2018. It destroyed majority of the island homes, businesses and infrastructures. Since then most government employees have been assigned to assist in various recovery effort centers. This report has been prepared on activities prior to the typhoon.

On behalf of the Department of Public Safety personnel, I would like to wish you and your staff Happy Holidays and may the New Year bring us all good health and prosperity.

Sincerely,

Robert A. Guerrero
Commissioner of Public Safety
Governor's Highway Safety Representative

Commonwealth of the Northern Mariana Islands

Department of Public Safety
Highway Safety Office

Year 2018

Highway Safety Program
Annual Report

Prepared For

National Highway Traffic Safety Administration
Region IX

By

Robert A. Guerrero
Commissioner of Public Safety
Governor's Highway Safety Representative

Ms. Margarita DLG. Camacho
Coordinator
Highway Safety Office

Table of Contents	Page
DPS Commissioner/Governor's Representative (GR) Letter	1
Front Page DPS/HSO Information	2
Table of Contents	3
Annual Meetings, Conferences, Training & Development	4-9
Commonly Reported Statistics	10
Core Performance Measures	11-12
Core Behavior Measures	12
Core Activity Measures	13
Enforcement/Crackdown and Mobilization	14-15
Respective Islands Highway Safety Annual Report DPS Saipan DPS Tinian DPS Rota	16-27 28-31 32-40
Emergency Medical Services Program	41-43
Paid Media	44
Financial Section	
FY2018 NHTSA Financial Report	45-47
FY 2018 Financial Report: Funding and Expenditure for Planning and Administration, Occupant Protection for HSO, Saipan, Tinian and Rota, Police Traffic Services for HSO, Saipan, Tinian and Rota	47-48
FY 2018 Financial Report: Funding and Expenditure Alcohol and Other Drugs Countermeasures for HSO, Saipan, Tinian and Rota, Fire, Emergency Medical Services	48-49
FY 2018 Financial Report: Funding and Expenditure, Motorcycle, Ped/Bicycle Safety, Traffic Records HSO & Saipan, Roadway Safety, Speed Enforcement, Paid Media, and Traffic Courts Incentive	49
Section 405b: HSO Saipan & FireEMS / Section 405c Charts/Graphs FY2018 Budget, Expenditure & Carry Forward to FY 2019	50


2018 Annual Meetings, Conferences, Training & Development

- NHTSA Partners Meeting and tour of the AZ PD-DRE Process
- Pre-Planning Meeting and Project Monitoring, Sacramento California
- 29th Association of Public Islands Auditor's (APIPA) Conference in Koror, Palau
- NAWHSL 51st Annual Traffic Safety Leadership Conference and Governor's Highway Safety Association (GHSA) Conference in Atlanta, Georgia
- Child Passenger Safety Technician's recertification and new Technician's certified on Saipan
- Communication Skills for Highway Safety Professional
- Lifesavers Conference in San Antonio Texas
- Annual Kidz in Motion Conference Broomfield, Colorado
- In depth knowledge on regulation and guidance that applied to the funding of highway safety programs, projects and update and changes, upgrading system to GMSS from GTS
- Data Driven Approaches to Highway Safety Planning in Honolulu, Hawaii
- Drug Recognition Expert Class in Riverside, California and DrugRead training in San Antonio Texas
- State Highway Safety Communication Forum
- Traffic Records Forum in Milwaukee, Wisconsin

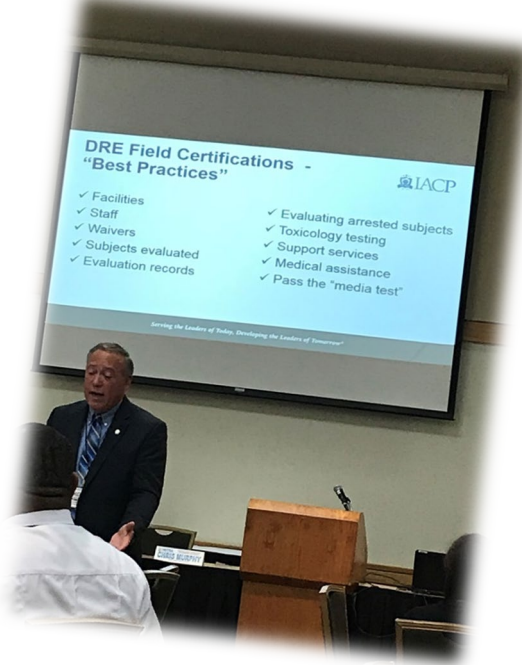


2018 Annual Lifesavers Conference

2018 Highway Safety Program Meeting, Conferences and Training Attended



2018 Annual NHTSA Region 9 Partner's Meeting



Maricopa County Sheriff "Drug Recognition Expert (DRE)" Jail Tour April 27/ 2018



QP/CR Manager Conrad Castro and Police Captain Anthony Macaranas conducted Occupant Protection and Child Restraint Presentations. Also shown are some CIOT signboards erected at various places.



2018 New and Recertified Child Passenger Safety Technicians



2018 Child Passenger Safety Awareness Week Proclamation Signing by Governor Ralph Dlg. Torres



**Summary of the CNMI's
Commonly Reported Statistics**

Data Elements (Year)	2013	2014	2015	2016	2017
No. of Vehicles Registered	15,493	19,505	20,621	21,898	22,285
Licensed Driver (New & Renewal)	6,831	7,106	6,906	7,604	7,592

Total Crashes Reported	1923	1360	1507	2093	1,964
Total Injuries	230	300	112	178	165
Yearly Fatalities	4	2	0	6	5

Yearly DUI Arrests and Fatalities Involved

No. DUI Arrests	147	157	104	194	155
Yearly DUI Fatalities (Alcohol Involved)	3	2	0	3	4
DUI Involved Crashes	31	56	46	74	31

Yearly Seat Belt Survey Percentage Usage Rate

Data Element	2013	2014	2015	2016	2017	2018
Child Restraint % Usage Rate	46.54%	71.20%	64.52%	56.29%	64.53%	72.32%
Occupant Protection % Usage rate	90.51%	91.44%	95.58%	92.30%	92.23%	89.28%

Core Performance Measures

C-1 Traffic Fatalities:

The CNMI's goal was to decrease traffic fatalities using 2012-2016 from calendar base year average of 3 to 1 by 2018.

Result: During calendar year 2018, there were (4) traffic fatalities.

C-2 Number of Serious Injuries:

The CNMI's goal was to decrease serious traffic injuries by 23% by using 2012-2016 calendar base year's average of 13 to 10 by 2018.

Result: During calendar year 2018, there were (8) serious traffic injuries.

C-3 Fatalities / Vehicle Mile Travel (VMT):

Not Available

C-4 Number of Unrestraint Occupant:

To reduce unrestraint passenger vehicle occupant fatalities in all seating positions using 2012-2016 calendar base year average of 1 to 0 by 2018.

Result: During Calendar year 2018, there were (0) Unrestraint Occupant Fatality.

C-5 Number of Alcohol Impaired Driving Fatalities:

The CNMI's goal was to decreased the number of alcohol impaired driving fatalities from the 2012-2016 calendar base year average of 2 to 0 by 2018.

Result: There were (2) alcohol-impaired driving fatalities in 2018.

C-6 Number of speeding-related fatalities:

The CNMI's goal was to maintain speeding related fatalities from 2012-2016 calendar base year average of (3) to (1) by 2018.

Result: In 2018, (3) traffic fatalities recorded was related to speeding.

C-7 Number of Motorcycle Fatalities:

To maintain the number of motorcycle fatalities (0) percent from the 2012-2016 calendar base year average by 2018.

Result: During calendar year 2018, there were (0) motorcycle fatality.

C-8 Number of Un-helmeted Motorcycle Fatalities:

To maintain zero (0) number of un-helmeted motorcycle fatalities by 2018.

Result: During calendar year 2018, there were (0) number of un-helmeted motorcycle fatality.

C-9 Drivers Age 20 or Younger Involved in Fatal Crashes:

To maintain the number of drivers age 20 or younger Involved in fatal crash (0) percent from the 2012-2016 calendar base year average in 2018.

Result: During calendar year 2018, there were (1) age 20 or younger involved in fatal crashes.

C-10 Number of Pedestrian Fatalities:

To maintain the number of pedestrian fatalities at (0) from the 2012-2016 calendar base year in 2018.

Result: During calendar year 2018, there was (3) pedestrian fatalities.

C-11 Number of Bicycle Fatalities

The CNMI's goal is to maintain the number of bicycle fatalities from (0) (2012-2016 average) to zero by 2018.

Result: During calendar year 2018, there were (0) Bicycle Fatality.

Core Behavior Measure:

B-1 Seat Belt Use Rate (Observed Seat Belt Use Survey)

Goal: The CNMI continues its effort to increase the seat belt use of front seat outboard occupant passenger from 2017 Seat Belt Survey rate of 92.23% and at 64.53% for Child Restraint.

Results: In 2018 Child Restraint Usage Survey resulted with 72.32%, an increase of about 11%. The Occupant Protection Seat Belt Survey was also conducted with the outcome of 89.28%, a decrease of about 4%.

Core Activity Measures

A-1 Seat Belt Citation Issued During Mobilization/Enforcement

	<u>2014</u>	<u>2015</u>	<u>2016</u>	<u>2017</u>	<u>2018</u>
Occupant Protection:	73	51	133	943	583
Child Restraint:	6	2	8	55	29

A-2 Impaired Driving Arrests made during Crackdown/Enforcement.

	<u>2014</u>	<u>2015</u>	<u>2016</u>	<u>2017</u>	<u>2018</u>
DWI Arrests:	6	0	0	284	266

A-3 Speeding/Reckless Driving Citations Issued during Enforcement.

	<u>2014</u>	<u>2015</u>	<u>2016</u>	<u>2017</u>	<u>2018</u>
Speeding:	655	791	855	917	741
Reckless Driving:	n/a	131	1	0	0

2018 Enforcement Mobilizations & Crackdowns

May 14 through June 3, 2018, Click It or Ticket Mobilization:

During the Click It or Ticket Mobilization, the CNMI Highway Patrol enforcement personnel from Saipan, Tinian and Rota issued various traffic citations on seat belt violations and other traffic violations, conduct school presentation at various school and visited multiple public events and establishment as part of the CNMI outreach program.

2018, DPS Saipan conducted total of (10) OP/CR Checkpoint enforcements in various locations of the island where (1,222) vehicles were screened in which (70) occupant restraint violations and (10) child restraint violations were recorded. Additionally, total of (21) Child Restraints were inspected by certified CPS Technicians/Police Officers.

July 4, Fourth of July 2018 "Impaired Driving": Buzzed Driving

During the 2018 Fourth of July Impaired Driving Crackdown/campaign, we continued to work with the media to provide the most effective way of informing the public through local newspapers, magazines, radio and television stations about "Drive Sober or Get Pulled Over" campaign and the importance of not drinking and driving message. For year 2018, the island of Saipan was struck with multiple tropical depressions and typhoons. For example, Tropical Depression 10W made a landfall on July 4, which the Liberation Day celebration was postponed to a later date and wasn't able to join the national campaign date.

August 15 to September 3, 2018 Back to School Safety Month:

The Department of Public Safety, Highway Safety Office and Highway Patrol on Saipan, Tinian and Rota assisted the Public School System (PSS) and private schools by monitoring school bus routings, at bus shelters, drop-off & pick-up areas and pedestrian crosswalks during morning rush and after school hours in the effort of educating students, parents and school staff on safety issues.

National Impaired Driving Crackdown “Labor Day Weekend”:

September 3, 2018, is the Impaired Driving Crackdown “Labor Day Weekend” campaign. Media was utilized in informing and educating the public on Impaired Driving Awareness (Driver Sober or Get Pulled Over “National Enforcement”) as means of reaching the community.

September 23-29, 2018 Child Passenger Safety Week and (National Seat Check Saturday, September 29, 2018):

During Child Passenger Safety Awareness Week and throughout the year, we continue to educate parents on child passenger safety. The CNMI DPS Highway Patrol Enforcement personnel from Saipan, Tinian and Rota issued various child restraint violations, visited multiple public events and establishment to conduct presentations and public outreach on child restraint proper usage, selection, etc. On September 29, 2018, for about (2) hours, we held the National Seat Check Saturday but then we terminated the event due to strong wind and heavy rain due to Typhoon Mangknut.

October 31, 2018, Halloween:

The Department of Public Safety HSO “Cancelled” all Halloween events due to Typhoon “YUTU” that passed the Marianas and destroyed the islands of Saipan and Tinian.

November 22, 2018, Thanksgiving

The DPS Highway Patrol enforcement worked with the media to provide the public through local newspapers, of “Buckling Up Every Trip Every Time “.



Holiday Travel:

personnel and Highway Safety Office most effective way of informing the magazines, radios about the importance

November 23 – December 12, 2018, Pre Holiday Season:

December 13 – December 31, 2018: December 2018 Drunk, Drugged, Distracted and Drowsy Driving Prevention (4D’s): “Driver Sober or Get Pulled Over” and “Buzzed Driving is Drunk Driving”

On October 24/25, 2018, Super Typhoon “YuTu”, a Category 5 typhoon hit the islands of Saipan and Tinian causing major destruction/damages on both islands. Most of the power poles were down, no power or water, internet services etc. Officials from various off-island federal agencies as well as neighboring islands were on island to provide assistance for recovery.

Since majority of the Department of Public Safety police officers are assisting on the recovery efforts, the 2018 December Pre Holiday Impaired Driving Season outreach focus is on messages on newspapers and radio stations.

Typhoon "YUTU Category 5, Saipan and Tinian



Island of Saipan Report...

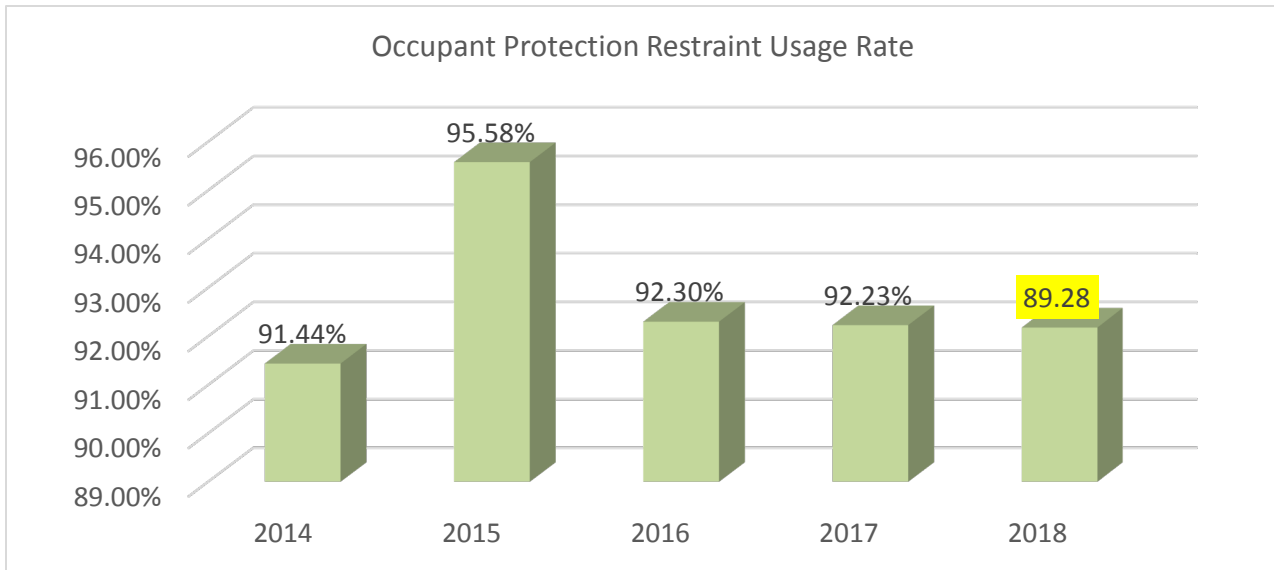
The Commonwealth of the Northern Marianas Islands (CNMI) consists of fourteen (14) chain of tropical islands in which the island of Saipan is the largest and capitol of the CNMI. Saipan Island consists of approximately 44.55 square miles and the economy is mainly based on tourism industry. US Department of Commerce-Census Bureau recorded CNMI's population of fifty-three thousand eight hundred eighty-three (53,883) in year 2010 and the capitol island of Saipan's population of forty-eight thousand two hundred twenty-two (48,222). Since year 2010, CNMI's economy has been rapidly growing due to increasing number of tourist arrival from China, Korea, Japan and Russia. Furthermore in year 2016, the island of Saipan has seen rapid economy growth due to the starting of casino industry and construction of multibillion dollars casino hotel. Due to the said reasons, the growth of Saipan's population and traffic have been significantly on the rise compared to the Census statistics gathered in 2010.

On August 2, 2015, Category 4, Super Typhoon Soudelor passed directly over the island of Saipan which caused minor to extensive devastating damages to the island's infrastructures. This storm was the second worst storm to strike Saipan in nearly 30 years. The total damages exceeded US \$21 million dollars and took years to fully recover from it. Then again on October 24, 2018, Category 5, Super Typhoon Yutu with the winds over 180MPH and gusts winds of over 220MPH, which is described as "the worst U.S. storm since 1935" according to NOAA passed directly over the islands of Tinian and Saipan which caused another extensive devastating damages to the island's infrastructures which includes DPS Highway Patrol's vehicles, motorcycles and trailers. President Trump had declared Saipan and Tinian as Major Disaster area and we are currently in the recovery effort with the assistance from FEMA, US Military, American Red Cross and etc.

The CNMI Department of Public Safety (DPS) consists of Police Division, Criminal Investigation Bureau, Administrative Services and Bureau of Motor Vehicle. Commissioner of DPS oversees the general functions of DPS while the Chief of Police oversees the functions of Police Division. The Police Division consists of Patrol Section (Village Patrol), Highway Patrol Section (Highway Patrol), MCSAP (Commercial Vehicle Enforcement), Boating Safety Section (Marine Patrol) and COPS/SRO (Community Oriental Policing Section and School Resource Officers).

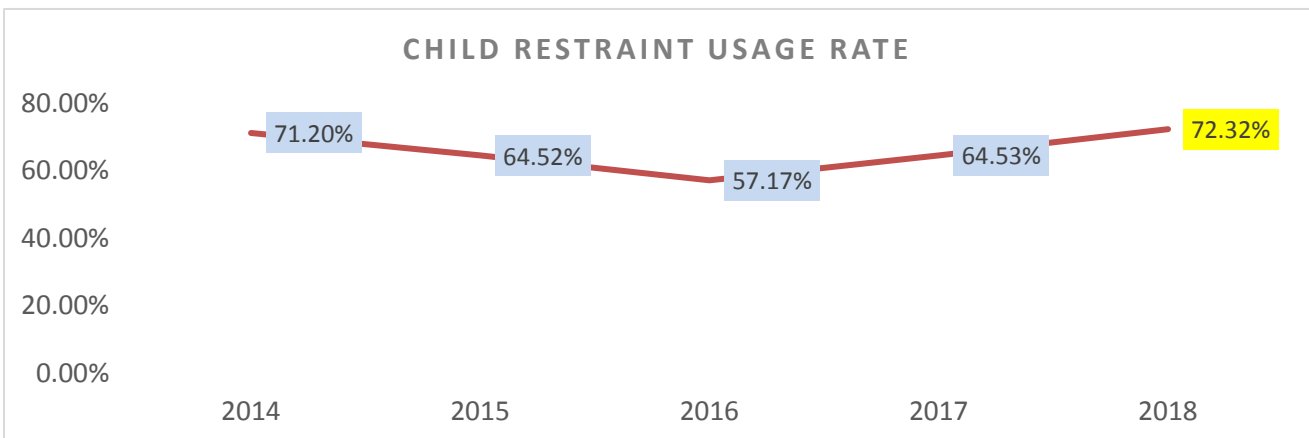
Occupant Protection/Child Restraint

The Department of Public Safety-Saipan has been conducting Occupant Protection restraint usage survey annually to see the results of the program's outcome. Based on Occupant Protection usage survey conducted on August 2018, Island of Saipan recorded driver and passenger restraint usage rate of 89.28, which is 0.04% decrease from previous year 2017.



Through the annual Child Restraint usage survey conducted on September 2018, DPS-Saipan have recorded Child Restraint usage rate at 72.32%. Current year 2018’s Child Restraint usage rate had increased 7.79% compared to year 2017's 64.53% and 15.15% from year 2016’s 57.17%. For year 2018, we have yet to fully meet the 2018 Highway Safety Project Agreement's Goals and Objectives of:

1. To decrease unrestrained passenger vehicle occupant fatalities 50% from 1 in Fiscal Year 2014 to 0 by September 30, 2019.
2. To decrease unrestrained passenger vehicle occupant injuries 10% from 99 in Fiscal Year 2015 to 89 by September 30, 2019.
3. To increase the number of seatbelt usage 5% from 95.58% during Fiscal Year 2014 to 100% by September 30, 2019.
4. To increase the number of child restraint usage 5% from 64.52% during Fiscal Year 2015 to 67.74% by September 30, 2019.



DPS-Saipan's main problem to usage drop in the past years was due to lack of manpower to perform enforcements. However, DPS Highway Patrol increased its enforcement personnel manpower number from (08) to (12). With our current (12) enforcement and (01) clerical manpower, we have (08) enforcement personnel dedicated to traffic law enforcement. DPS-Saipan continues to conduct "Covert" traffic law enforcement which is very effective traffic law enforcement tool other than High Visibility Enforcement and Checkpoints. People currently tend to obey the law only when they see a marked Police vehicle but we observe many traffic law violations when no marked vehicles are around.

DPS Saipan took proactive measures by joining the 2018's national "Click It Or Ticket" and "Child Passenger Safety week" campaigns which has been proven to be an effective measure in strengthening the CNMI's occupant protection and child restraint programs.

2018 Traffic Enforcement and Awareness



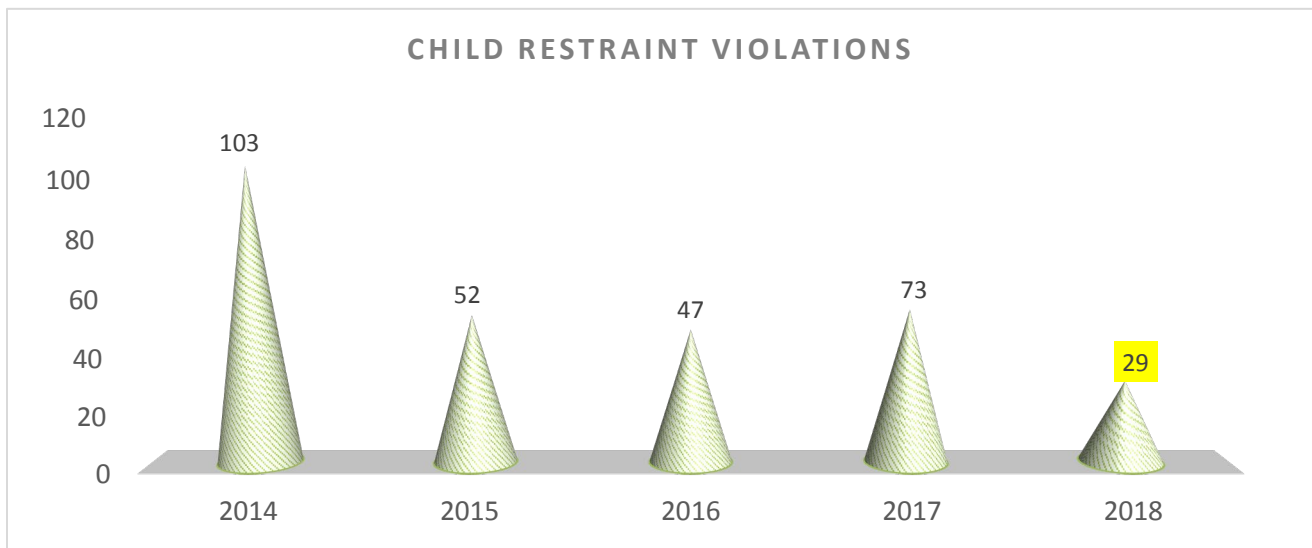
In 2018, DPS Saipan conducted total of (10) OP/CR Checkpoint enforcements in variety locations of the island where (1,222) vehicles were screened in which (70) occupant restraint violations and (10) child restraint violations were recorded. Additionally, total of (21) Child Restraints were inspected by certified CPS Technicians/Police Officers.

Furthermore in year 2018 (As of November 29), DPS-Saipan conducted total of (16) Child Restraint checkup events, educational presentations and inspected over (20) child restraints during these events. Also during the Click It or Ticket mobilization and Child Passenger Safety Week's campaign, DPS Saipan's Highway Patrol section along with Highway Safety Office personnel visited multiple public events and establishments and conducted (08) educational presentations and public outreach. Educational presentations were conducted to the community on retrofitting and properly securing car seats to children, most especially the first time users. Proper car seat installation trainings were conducted with various participating vendors, to ensure that applicants applying for car seats voucher program are given the proper instructions and car seat installation for their children. Educational presentations and Car Seat installations were also conducted on the OP/CR Checkpoint sites to all screened motorists with child restraint(s).

CNMI DPS along with Highway Safety Office continuously educate and remind the general public about the "Click It Or Ticket" and "Four Steps for Kids" campaign via local media outlets for both air and print. Visual messaging systems are also set up with private entities to take up the challenge in delivering our prevention campaign messages.

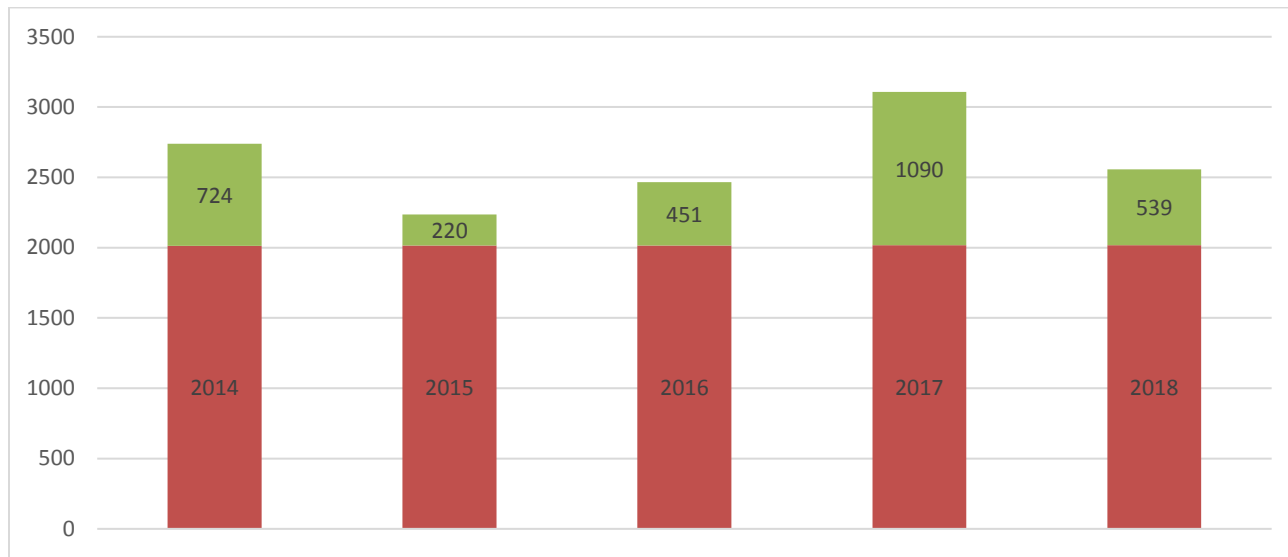
Through our efforts, authorities were able to achieve and accomplish the following for its occupant protection and child restraint program for calendar year 2018 (January 1 thru November 29, 2018):

1. Highway Patrol Section issued 539 safety belt citations and 29 for child restraint violations.
2. Highway Patrol Section conducted 10 OP/CR Checkpoints.
3. Highway Patrol Section conducted 16 OP/CR Check up events and Public Outreach.



For child restraint violation, DPS-Saipan recorded (103) in calendar year 2013 to (29) in 2018, as of November 29, 2018. The numbers of child restraint traffic citations has drastically decreased compared to five years ago but has been steady for the past three years. We are continuing with our education and enforcement efforts to reduce the number of injuries and death on the highway.

Seat belt usage is primary laws in the CNMI; effectuating traffic stops to motorists found to be in violation are subjected to penalties and fines. We see fluctuation in the number of occupant restraint protection violations compared to previous years.



Kidz in Motion Annual Conference in Broomfield Colorado August 28 to September 1, 2018



Above, 2018 New and Recertification Child Passenger Safety Technician's with CPS Instructor's. Below Seat belt and Child Restraint presentation at the Headstarts



Police Traffic Services (PTS)

The goals of DPS Saipan Police Traffic Services are taking proactive measures with highway and roadway safety to reduce the numbers of traffic crashes. Police Traffic Services includes safe driving educations and traffic law enforcement activities. And to improve the efficiencies with providing safe driving educations, traffic crash investigations, as well as traffic law enforcements on our highways and roadways, DPS Saipan continuously obtain professional trainings and equipment designed to enhance and accomplish specified PTS tasks.

2018, DPS Saipan provided "Standardized Field Sobriety Test" certifications to (51) newly hired Police Officers of Saipan and Tinian.

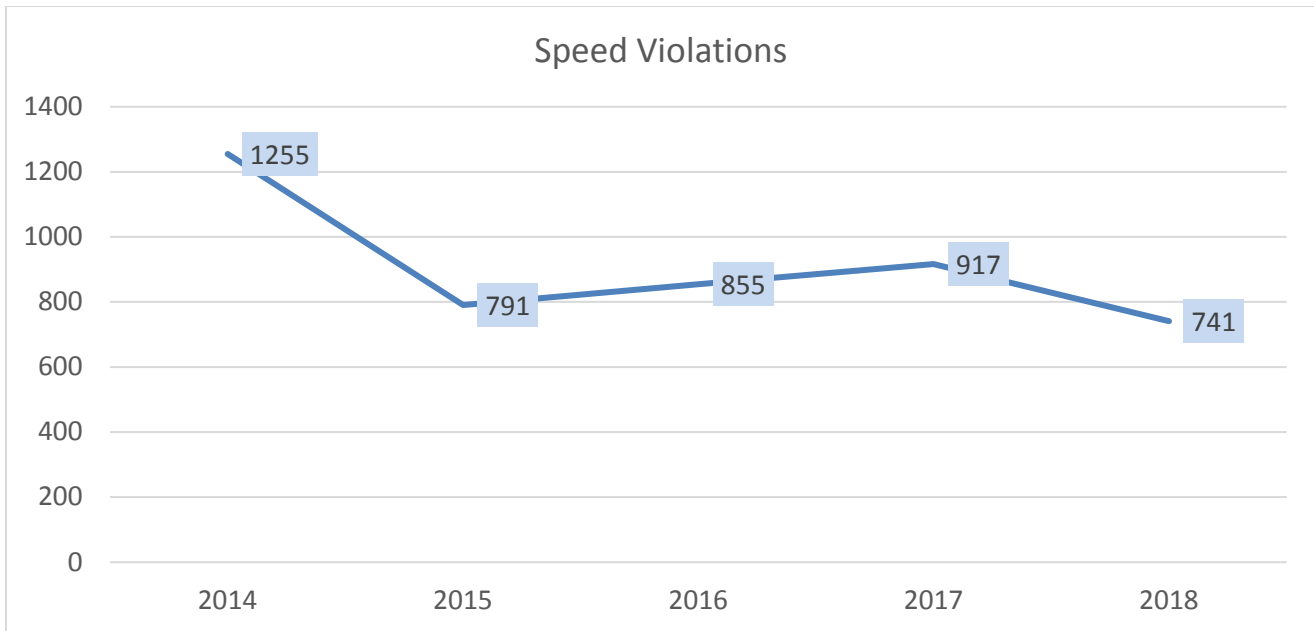
2018, DPS Saipan provided "Intoximeter EC/IR II" instrument operator certification to (08) newly hired police officers.

PTS continues to focus its efforts in speed control with random laser enforcement at strategic and high volume locations. Drag or Street racing on highways continues to be monitored by PTS personnel. Through this coordinated program, authorities have staged enforcement personnel at unannounced locations to tag street racers.

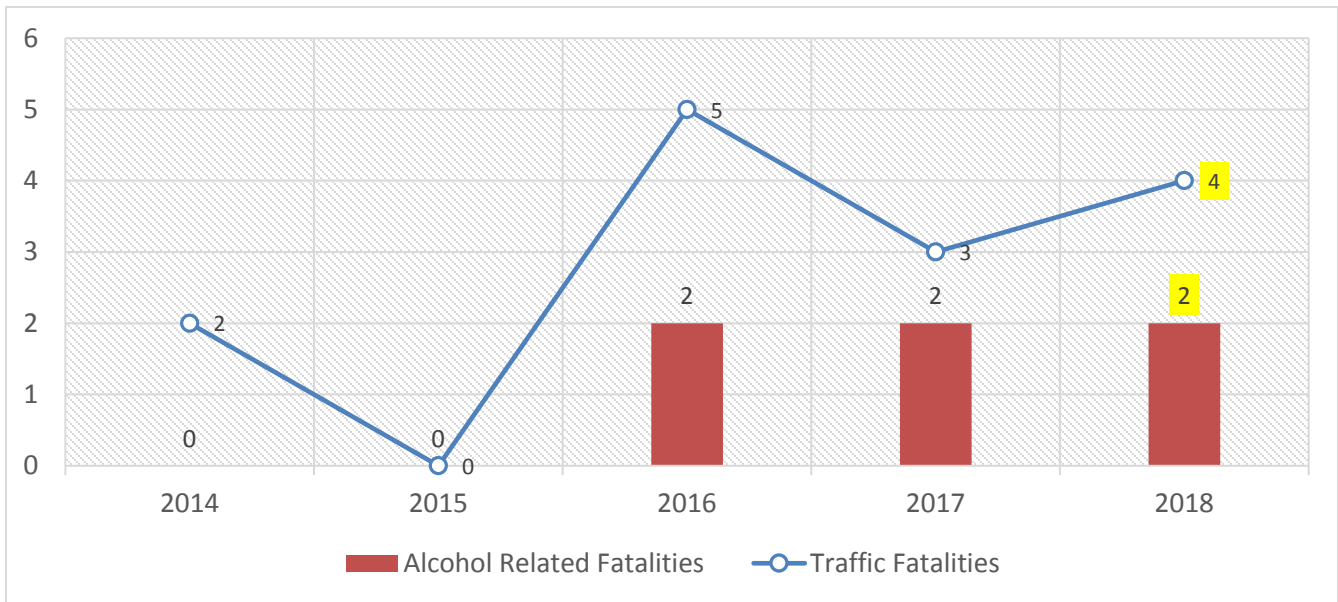
DPS Highway Patrol Officers conducting Speed Enforcement



While speed is considered to be one of the main factors of most traffic crashes involving injuries and/or fatal, DPS-Saipan initiated High Visibility Enforcement, which marked Police vehicles are assigned to specific locations, island wide for high visibility traffic enforcement during rush hours with limited number of speed detecting devices such as LTI 20/20. Other than High Visibility Enforcement, we had initiated Low Visibility-Covert Traffic Law Enforcement with unmarked rented vehicles to change and mix the old law enforcement strategies. Due to the economic growth and obvious growth in number of vehicles on our highway, the number of violations will be large.



Reduction of traffic related fatality crashes on our highways and roadways continues to be a challenge. The DPS Saipan recorded four (4) Traffic Fatalities in year 2018, as of November 29, 2018, in which (03) were speed related.



Saturation patrols, High Visibility Enforcement programs, Sobriety/OPCR Checkpoints and now Low Visibility/Covert Enforcements conducted had stepped up deterrence effort with respect to Impaired Driving and other aggressive drivers. As noted, these activities are considered as many positive enforcement programs by authorities.

This collaborative effort also involves working with other government agencies, private sectors and the community members to solidify the program exposure and achieving highway safety goals. Through our efforts and with limited available resources and manpower, authorities were able to achieve and accomplish the following for its PTS program for the year 2018 (As of November 29):

1. Provided (518) traffic escorts and directed (25) events requiring directing traffic on the main highways or roadways.
2. Provided needed trainings to newly hired police officers.
3. Increased the traffic law enforcement on the highways.

Alcohol Countermeasure

The Department of Public Safety-Saipan continues to see an impaired driving problem on its highways and roadways. Department of Public Safety-Saipan continues to implement aggressive impaired driving campaigns to deter operators to go behind the wheel when they are impaired. It is however, a challenge to instill the mentality among these individuals of the consequences when driving impaired. This problematic area is considered a behavioral factor among violators.

To positively influence these behavior patterns, authorities have developed an extensive anti-impaired driving mobilization. These mobilizations are often implemented at high peak periods as well as holidays. Departments are tasked to develop their campaign for both day and night, weekdays and weekends. These mobilizations may include any of the following; highway interdictions, saturation patrols, sobriety checkpoints, and selective traffic law enforcement programs.



The Traffic section conducted (6) Sobriety checkpoints in the calendar year 2018 (as of November 29) and recorded total of (262) DUI arrests from variety enforcement

Sgt. Norris Kwon and POIII. Joseph Magofna from DPS Highway Patrol Section attended the Drug Recognition Expert Class in Riverside California from April 9-22, 2018, and also from April 23-24, 2018, attended the DrugRead training in San Antonio Texas.

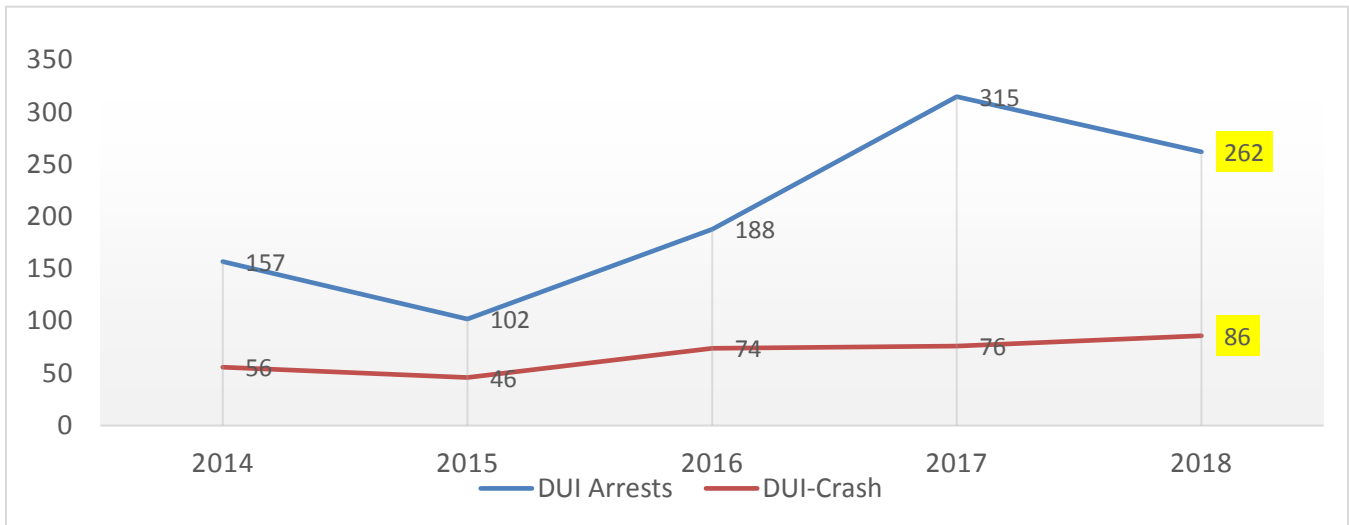


2018 DPS Tinian Cadets Police Academy being taught by Sgt. Norris Kwon on Standardize Field Sobriety Test (SFST).

2014-(1,081) Total Traffic/Non-Traffic Crashes and (56) involving alcohol.

2015-(1,484) Total Traffic/Non-Traffic Crashes and (46) involving alcohol.

2016-(1,823) Total Traffic/Non-Traffic Crashes and (74) involving alcohol.



2017-(1,931) Total Traffic/Non-Traffic Crashes and (76) involving alcohol.

2018-(1,902) Total Traffic/Non-Traffic Crashes and (86) involving alcohol.

For year 2018, the island of Saipan has been struck with multiple tropical depressions and typhoons. For example, Tropical Depression 10W made a landfall on July 4, which the Liberation Day celebration was postponed to a later date and wasn't able to join the national campaign date.

Super Typhoon Yutu had made a landfall on Tinian and Saipan which caused major destruction to the islands infrastructure which includes homes, buildings, cars, utility system and most especially with DPS-Saipan's enforcement vehicles and trailers. Over 36 days has gone by and we are about 50% in restoring the island's power and water. Although the island of Saipan is in a state of major disaster and in the process of recovery which affected all residents of Saipan, DPS Saipan will conduct education, deterrence, enforcement activities during upcoming holidays to keep our highways safe.

Although the calendar year 2018 has not ended, authorities were able to achieve and accomplish the following for its impaired driving countermeasure program for the year 2018:

1. Conducted (6) sobriety checkpoints during the year 2018.
2. Detected, arrested and removed (262) impaired drivers off of the highways.
3. Sent and certified (02) Drug Recognition Experts.



Sgt. Norris Kwon and P.O.III. Joseph Magofna attended the Drug Recognition Experts (DRE) training in Riverside California, April 9-22, 2018



DPS Saipan has yet to completely meet the 2018 Highway Safety Project Agreement's Goals and Objectives of:

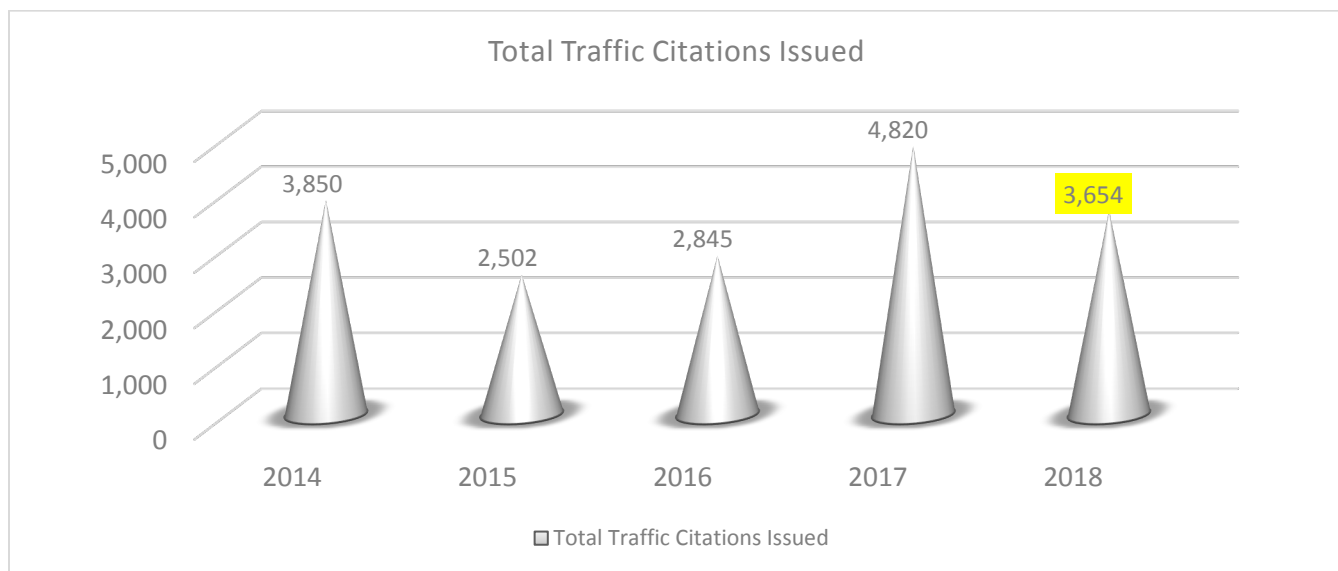
1. To decrease the number of impaired driving-related crashes 10% from 46 during Fiscal Year 2015 to 41 by September 30, 2019.

2. To decrease fatalities in impaired driving-related crashes 33.33% from 3 in Fiscal Year 2013 to 2 by September 30, 2019.

4. To increase the number of DUI arrests 10% from 102 during Fiscal Year 2015 to 112 by September 30, 2019.

5. To increase the number of DUID arrests 100% from 3 during Fiscal Year 2015 to 6 by September 30, 2019.

Conclusion



Based on our traffic citation records, Police Traffic Services issued total of (3,654) traffic citations in year 2018 (as of November 29) to the motorists as compared to (4,820) citations in previous year and (2,845) traffic citations in year 2016. These statistics shows that motorists continue to violate traffic laws and authorities are performing their duties by enforcing the traffic laws to keep all motorists safe. These statistics proves that DPS Saipan has yet to meet all Goals and Objectives of 2018 Project Agreement and we must continue to educate and enforce our traffic laws aggressively. We see rapid growth in our economy and we have prepared to battle them by increasing the enforcement manpower. With the assistance of U.S. Department of Transportation and National Highway Traffic Safety Administration, CNMI Department of Public Safety will continue to strive to meet the next challenges in traffic safety on our highways and sustain our primary goals of reducing the traffic crashes involving injuries & fatalities and keep our highways safe.

Prepared by: Sgt. Norris Kwon
Highway Patrol Investigation Unit Supervisor

Concurred by: Cpt. Anthony Macaranas
Commander, Highway Patrol Section

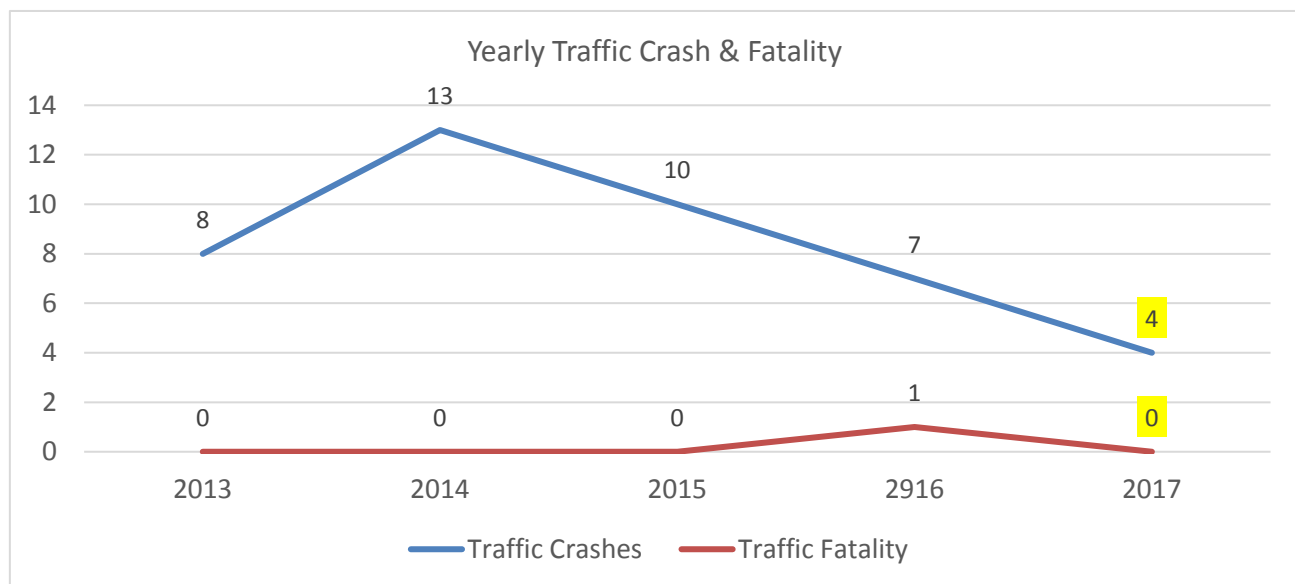
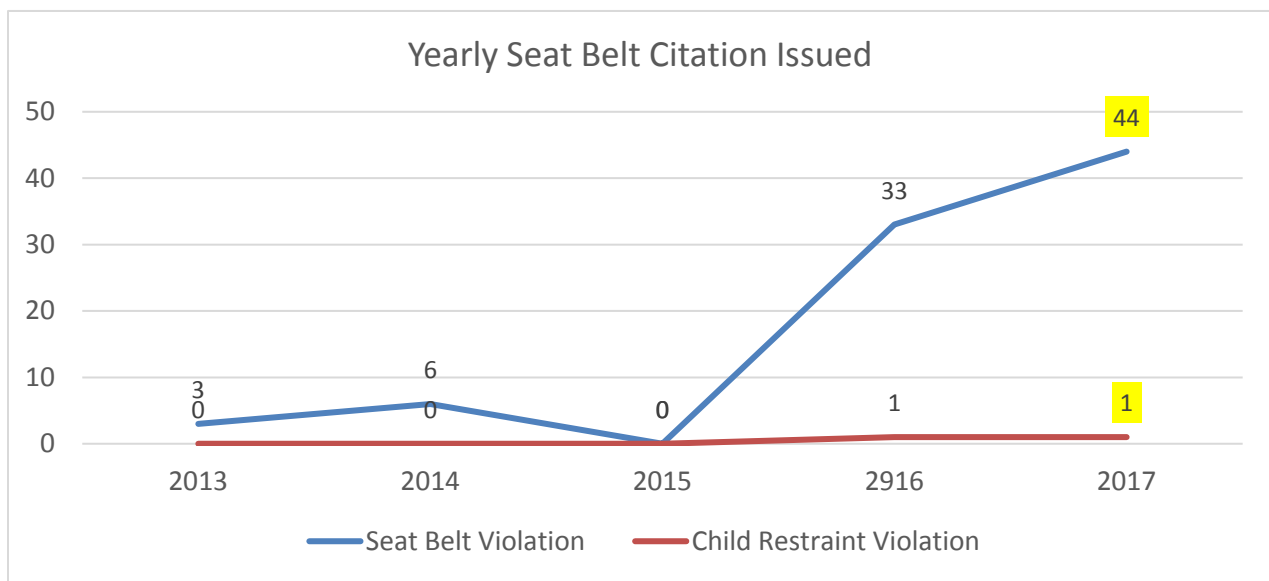
Island of Tinian Report...

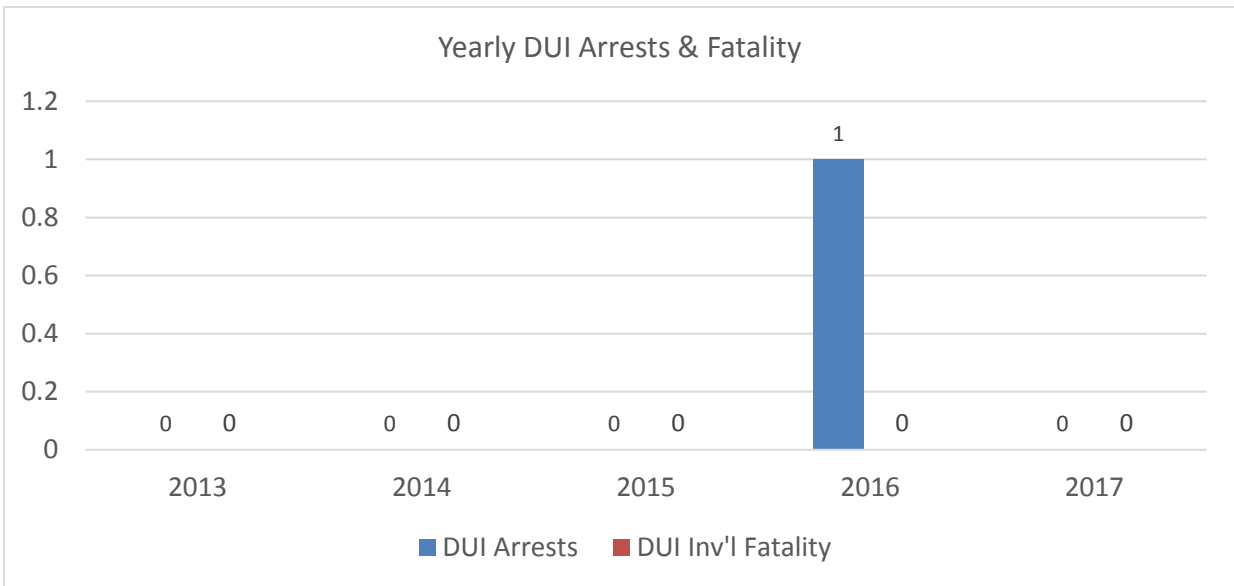
Annual Progress Report 2018

- 1. Goal
- 2. Programs
- 3. Trainings and Conferences
- 4. Other Traffic Activities

Police Traffic Services:

**STATISTICS FOR SEATBELT USAGE, TRAFFIC CRASH/FATALITY, and
DUI ARREST/FATALITY**





Goal:

The goal for this Traffic Section is to serve the community by enforcing the motor vehicle traffic laws of the Commonwealth of the Northern Marianas islands as well as reducing the number and severity of accidents. The ultimate goal is to foster greater traffic safety for motorists, bicyclists and pedestrians.

Click it or Ticket Open House and Emergency Medical Services (May 2018)

FIRE/EMS and the Traffic Section conducted a family fun day for the community at the Tinian Amp theater and we did a display of various kinds of car seats and also conducted Car Seat Courtesy inspection.

Click it or Ticket National Enforcement Mobilization (May 2018) On Friday May 04, 2018 signing of the proclamation at the DFEMS bay area.

May 24, 2018 OP/CR checkpoint Baseball Field, (29) vehicles entered the checkpoint funnel, no citations were issued as all motorists were in compliance.

May 24, 2018 OP/CR checkpoint Youth Center There were (21) vehicles entered the funnel of the checkpoint no citations as all motorists were in compliance.

May 25, 2018 OP/CR checkpoint Youth Center There were (8) vehicles entered the funnel of the checkpoint no citations were issued.

May 26, 2018 this section conducted a courtesy car seat inspection at the Tinian Ace Hardware from 9:00 a.m. to 1:00 p.m. a total of two vouchers were issued out on that day, on May 09, 2018 This section combined with other Law Enforcement held a motorcade around San Jose Village (Click it or Ticket, EMS, EMSC and Law Enforcement month), then on May 28, 2017 this section along with EMS family fun day at the Natibu Park from 9:00 a.m. to 2:00 p.m. also conducted courtesy inspection on the same day.

CHILD PASSENGER SAFETY WEEK (September 2018) September 26, 2018 OP/CR checkpoint Baseball Field There were (14) vehicles entered the funnel of the checkpoint no citations were issued.

September 27, 2018 Survey Intersection by Tinian Elementary School 7:00 a.m. to 8:00 a.m. 2:00 p.m. to 3:00 p.m. September 28, 2018 Intersection by Tinian Elementary School 7:00a.m. to 8:00 a.m. 2:00 p.m. to 3:00 p.m. May 29, 2018 this section conducted a courtesy car seat inspection at the Tinian Ace Hardware from 9:00 a.m. to 1:00 p.m. a total of two car seats were inspected on that day.

ALCOHOL:

Fourth of July Impaired Driving (July 4, 2018) Due to a tropical depression, no Impaired Driving enforcement was conducted on that day.

BACK TO SCHOOL (August 2018)

STLE Enforcement was conducted; however, the Traffic Section combined with Patrol were monitoring the intersections by the schools

National Crackdown Labor Day Weekend (August 2018) There were no mobilizations conducted and Checkpoints, however regular duty enforcement was conducted. No citations were issued.

HALLOWEEN (BUZZED DRIVING OR DRUNK DRIVING): No Mobilization or traffic enforcement due to Super Typhoon Yutu

Plan for Holiday Season (Impaired driving “Drive Sober or Get Pulled Over”) (December 1, 2018-January 1, 2019) There are no plans yet for this section to do DUI checkpoint or traffic enforcement

1. DUI trailer was totally damaged from typhoon Yutu
2. Tinian is still on the recovery on cleaning up debris along the roadways and the power restoration is still ongoing as only 10% of the power back is back for the entire island.

OTHER TRAFFIC ACTIVITIES:

This section has participated in community events such as the Annual San Jose Fiesta and Pika Festival. This section has also assisted in Funeral escorts, parades, motorcades, military convoys and security detail as necessary.



DPS Tinian Highway Patrol escorting Tinian Elementary Students.

MISCELLSNEOUS:

This section needs (2) two traffic vehicles for DUI Enforcement and STLE enforcement to full fill the needs and obligations for this section. This section currently only has one (1) traffic vehicle that is currently operational in the day time only due to the damage from Super Typhoon Yutu. There are two (2) new Police Officers assigned to this section a total of (3) traffic officers on Tinian.

This section encountered damages

1. Traffic pickup truck (front right head lamp and blue lights on the grill)
2. DUI trailer total damage beyond repair
3. two windows were damage from the storm

Thank you,

Sgt. Wally F. Villagomez
OIC, DPS Tinian Highway Patrol

HIGHWAY PATROL SECTION OVERVIEW:

Early this year of 2018, Lieutenant Jarrod T. Manglona was assigned to be in charge of all Police Operations and had assigned Sergeant Tito S. Hocog to command the Highway Patrol Section. For the majority of the year the Highway Patrol Section has been manned by 3 sworn personnel to include the Highway Patrol Section Commander. These three personnel split responsibilities within the section in order to ensure that all programs are accomplished in the most effective and efficient manner. We are currently staffed by one Sergeant which oversees the entire section and the OP/CR program; one Police Officer 3 who is in charge of the Alcohol and Other Drug Countermeasures program; and one Police Officer 1 who is currently assigned to monitor the Pedestrian program and assist in Police Traffic Services. The section has been operating with two police vehicles for the year.

These are a 2014 Ford Explorer bearing government license plate# 42-10 and a 2016 Toyota Tundra bearing government license plate# 44-31. Additionally, the section also has two Kawasaki Vulcan 900cc motorcycles in our inventory. The section's checkpoint trailer which was procured with OP/CR funding has sustained damages from Typhoon Yutu and is not workable to conduct checkpoints along the roadways of the Island. In order to accomplish its goals and objectives the section also utilizes officers from the Patrol, Criminal Investigation, and Boating Safety Sections for enforcement operations such as checkpoints and HVE's.

OCCUPANT PROTECTION/CHILD RESTRAINT:

In March 2018 the Highway Patrol Section conducted a seatbelt and child restraint usage rate survey on the island. These surveys were conducted along the main highways and within the rural areas. The surveys revealed that the island of Rota had an average usage rate of 89.3% for drivers, 80.5% for passengers, and 91.3% for child restraints. The Highway Patrol Section, in collaboration with the other sections within the department as well as local civic groups continue to strive for greater awareness and compliance in regards to seatbelt and child restraint laws of the commonwealth. The annual campaigns of the Click It or Ticket Mobilization, Buckle Up CNMI, and the Four Steps for Kids program, have proven to be an effective medium in strengthening Rota's Occupant Protection/child Restraint program.

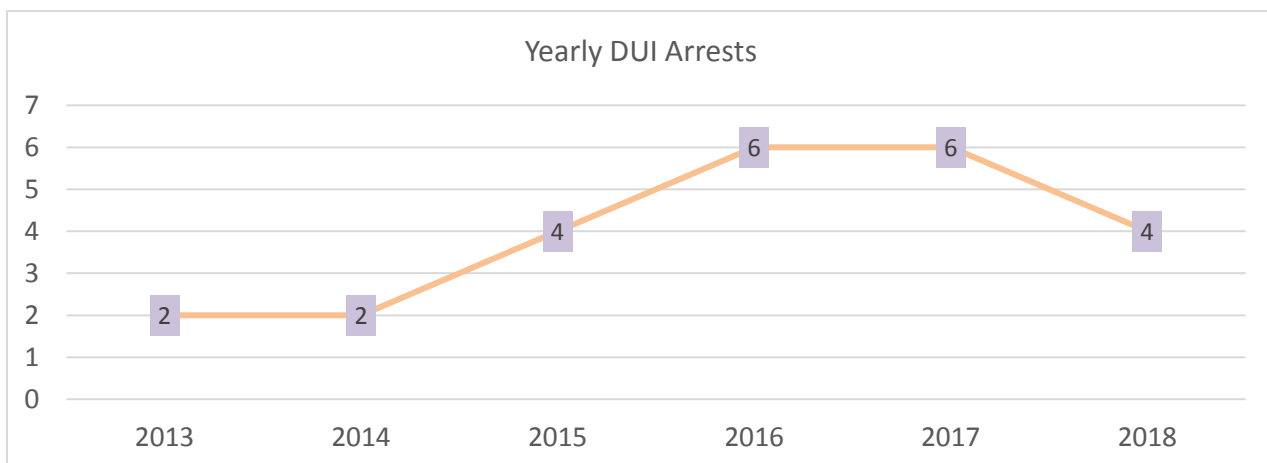
Through these programs officers conduct high volume traffic stops as well as an increase in public education and awareness activities. The acquisition of funds and equipment has contributed greatly to the success of the program. It enabled our officers to conduct more enforcement and education activities to meet our goals and objectives. However, due to budget cuts and vendor issues we were unable to procure certain items in our highway safety plan.

To help spread important and vital information the Highway Patrol Sections has worked with local media outlets for air and print media. It has also maintained a website under social networking sites such as Facebook and Instagram to target the younger, technologically advanced demographic. A vast majority of the occupant protection program focused mainly on community outreach and education. This consisted of publication of banners, hand-outs, pamphlets and promotional items. Through our efforts we were able to achieve and accomplish the following for Occupant Protection and Child Restraint program for the year 2018:

1. Issued 44 citations for Safety Belt violations
2. Sent 2 personnel to become Child Passenger Safety Technicians
3. 5 personnel to recertify as Child Passenger Safety Technicians
4. Sent 1 personnel to attend Kidz in Motion Conference.

Highway Safety Plan Projects, Goals and Objectives:

1. Maintained unrestrained passenger vehicle occupant fatalities at 0
2. Maintained unrestrained passenger vehicle occupant fatalities to 0
3. We were unable to raise the seatbelt citations 10% due to recovery from Typhoon Mangkhut
4. We were able to conduct a total of 8 educational contacts at schools during the school year. This was in accordance and availability in their schedule.
5. We were unable to conduct saturation patrols in October 2016 due to no overtime funds
6. Due to no funding availability for overtime we were unable to conduct saturation patrols as part of back to school safety week.
7. We conducted 6 checkpoints out of an anticipated 30 due to a lack of funding
8. We were unable to conduct the 10 saturation patrols in May due to lack of funding
9. In September we conducted 6 out of an anticipated 20 checkpoints due to a lack of funding
10. In 2018 we conduct 2 out of an anticipated 16 saturation patrols due to a lack of funding
11. The two CPST Instructors were able to conduct 1 CPST classes
12. We were unable to procure an outdoor storage unit as there were no vendors available to supply it.
13. We were unable to procure tents due to no vendor was able to provide the item



TRAFFIC CRASHES/FATALITIES:

Traffic crashes continue to occur despite the island's small size. However, it should be worth noting that most of the traffic crashes that occur are single-car crashes. Our statistics and surveys show that most of the traffic crashes generally occur in problem areas. These areas are problematic due to roadway design and engineering. Additionally, the roadway is in desperate need of re-surfacing. Numerous surveys have been conducted throughout the years to address these locations but they have fallen on deaf ears due to financial constraints on the Department of Public Works who handle roadway repair. In 2018, the Traffic Section responded to thirteen (13) traffic crashes thus far. Of the 13 total crashes 11 of them were single-car collisions with objects or non-traffic crashes that occur in parking lots. The remaining 2 crashes were Auto-Auto crashes which occurred in rural locations due to driver error. On December 2017 Highway Patrol officers responded and investigated 1 traffic crash which resulted in one female fatality.

POLICE TRAFFIC SERVICES:

The goal of the Highway Patrol Section's Police Traffic Services program is to improve efficiency in the investigations of fatal or near-fatal crashes as well as enforce traffic laws on our highways and roadways by way of professional training and equipment acquisition designed to enhance and accomplish specified PTS tasks. With assistance from the Highway Safety Office, the Traffic Section has continued its efforts in achieving national goals by reinforcing its programs. The Highway Patrol Section has conducted checkpoints, saturation patrols, drunk driving prevention, speed management and other mobilizations in the community.

We have continued to focus a lot of our efforts in speed management with random laser speed enforcement at strategic and high volume areas. Speed enforcement has also been focused in school and rural areas frequented by children and adolescents. Budget cuts have affected the section's ability to purchase much needed equipment to aid in its Police Traffic Services program. However, the funds that we were given went a long way in enabling the section to accomplish its goals. We were able to fund enforcement operations and purchase some needed equipment. Through our efforts we were able to accomplish the following for Police Traffic Services in 2017:

1. Maintain the number of traffic crashes with serious injuries at Zero for the year
2. Maintain the number of speed-related traffic crashes with serious injuries at zero for the year

Highway Safety Plan Projects, Goals and Objectives:

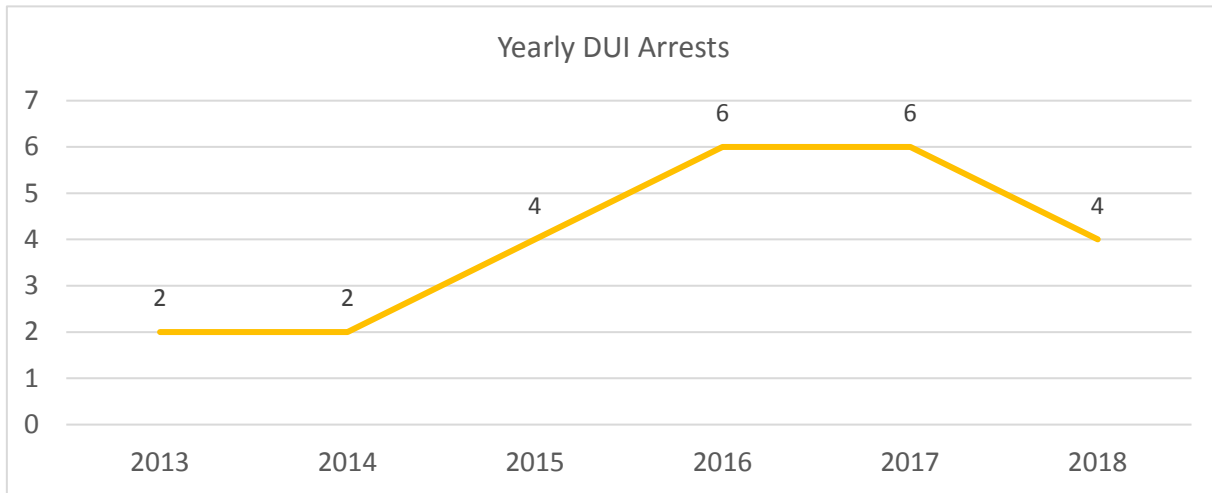
1. Maintained fatalities in speeding-related crashes at 0
2. Decreased injuries in speeding-related crashes to 1
3. Increased the number of speeding citation by more than 20% to 39 from 28
4. Maintained traffic fatalities at 0
5. Due to manpower issues we were unable to conduct speed enforcement 20 hours per month
6. In October we were unable to conduct saturation patrols due to funding availability
7. In November we were unable to conduct saturation patrols due to funding availability
8. We conducted several educational contacts throughout the year focused on speed, traffic crashes and pedestrian safety
9. In May we conducted 4 saturation patrols and speed enforcement activities
10. We were unable to send officers to attend Digital Photography for Traffic Crash Investigation because it was taken out of our request
11. We were unable to procure a radar speed measuring device due to the vendor was unwilling to procure just one device

ALCOHOL AND OTHER DRUG COUNTERMEASURES:

As with all other states and territories, Rota continues to see impaired driving as a major problem on its highways. The Highway Patrol Section continues to implement aggressive impaired driving campaigns to deter operators from driving when impaired. With innovative and educational programs targeting specific demographics we have been able to curb the number of DUI-related crashes on the island. An increase in enforcement efforts also attributed to a lower number of DUI-related crashes. However, according to recent surveys conducted by students of the local high school and the Luta 4D Program, many would-be offenders were deterred due to the program's Drive Sober or Get Pulled Over campaign. The success of the program is attributed to the wide range of people targeted to participate in its events. The coalition of youth, government and civic groups along with law enforcement personnel have formed a hugely successful educational and awareness campaign.

Due to budget cuts the Highway Patrol Section was only able to conduct 8 sobriety checkpoints. These sobriety checkpoints are located in high volume and problematic areas during peak and off-peak hours. The Highway Patrol Section also enlists the aid of volunteers and student groups to assist and observe the checkpoints. Funding that was allocated to the section greatly assisted in the accomplishment of our goals. However, budget cuts for the program greatly affected our ability to carry out our tasks. Through our efforts we were able to accomplish the following for Alcohol and Other Drug Countermeasures in 2017:

1. Conducted 8 Sobriety Checkpoints
2. Conducted 1 High Visibility Enforcement Operations
3. Conducted 6 presentations on Impaired Driving
4. Sent one personnel to attend Lifesaver's Conference
5. Recorded 4 Impaired Driving arrests



Highway Safety Plan Projects, Goals and Objectives:

1. Conducted 8 checkpoints out of an anticipated 25 from October to January. Much of our checkpoints were disapproved due to funding availability
2. Conducted 1 out of an anticipated 15 saturation patrols from October to January. Again, due to funding availability we were unable to conduct most of our operations
3. We conducted several educational contacts at schools and other public awareness events throughout the year
4. From February to April we were not approved to conduct enforcement operations because it was not a mobilization or campaign
5. DUI/SFST training was not conducted due to instructor availability
6. Due to manpower constraints we were unable to conduct enforcement operations in July
7. In August we were not able to conduct any checkpoints out of an anticipated 15 due to funding availability
8. Due to funding availability we were unable to conduct saturation patrols in August and September
9. Due to funding cuts we were unable to procure a sobriety checkpoint trailer

CHECKPOINTS (SOBRIETY & OP/CR):

Checkpoints continue to serve as an effective tool for deterrence and detection of certain violations. Our goal is to conduct an adequate amount of checkpoints during our mobilizations to ensure that we meet our objectives as stated in the Highway Safety Plan. Ultimately, we would like to be able to conduct a minimum of 3 OP/CR and 3 Sobriety checkpoints per quarter by the end of the calendar year.

CLICK IT OR TICKET MOBILIZATION:

Highway Patrol section conducted HVE during this period.

NATIONAL IMPAIRED DRIVING ENFORCEMENT CRACKDOWN:

During this year's crackdown we had initially planned for 15 checkpoints, however due to the trailers and vehicles being damaged by Typhoon Mangkhut we were not able to conduct any checkpoints. But will continue with High Visibility Enforcements

CHILD PASSENGER SAFETY WEEK:

During the Child Passenger Safety Week, the Traffic Section conducted several educational presentations on the island. The section capped off the program by holding a Child Restraint Check-Up Event.

THANKSGIVING HOLIDAY TRAVEL:

During this week we conducted a media blitz on our social networking sites. The department had each section produce a public service commercial encouraging the community to exercise safe driving practices.

PRE-HOLIDAY SEASON & HOLIDAY SEASON:

The Traffic Section has scheduled numerous events for this year's campaign. We have scheduled numerous checkpoint operations as well as HVE's. We have also scheduled many community oriented events. The municipal government has also pledged to assist in this year's campaign.

AREAS OF CONCERN:

In order to excel and achieve greater success we find that there are certain areas of concern that must be addressed in order for the section to reach its goals. A big issue that hinders the success of the programs is the shortage in fuel. With a larger fuel budget, we believe that we can enhance our enforcement. Another area of concern is the need for a structure to house/store our vehicles and equipment.

Our Mighty Mover checkpoint trailer and 2010 Kawasaki motorcycles are evidence of the deterioration that happens when they are left exposed to the elements. Unfortunately, the local budget is insufficient to provide for these needs.

Lastly, we believe that with additional manpower dedicated to the section we will be able to strive for higher and loftier goals and achievements. As it is now, the three personnel within the section must accomplish all the section requirements on their own and it sometimes hinders some of the programs. An additional two to three personnel should suffice wherein we could split responsibility of certain programs to each officer. Despite these concerns, the Highway Patrol Section remains committed to achieving and surpassing the goals it has set and continues to strive for excellence.

CONCLUSION:

Although the island of Rota is a small community the Highway Patrol Section aims at providing it with the best in Police Traffic Services it can render. Officers assigned to the section continue to strive for excellence in their duties as they serve their community. Through the various programs it has implemented the Traffic Section has forged a bond with the community unlike any other. This bond enables the flow of information to go uninterrupted and allow for greater success of its programs and activities.

Despite a lack of funding and manpower the officers within the section continue to improve the programs in which they are mandated to carry out. The dedication of these officers is noteworthy and commendable. The Highway Patrol Section is gradually increasing its efforts to better spread information through technology based concepts. The remoteness of the island and the limited resources it has hindered most of the programs' success compared to their counterparts on Saipan and the mainland. However, the Highway Patrol Section has formulated avenues in which to address advertisements and paid media challenges.

In conclusion, despite the challenges this small section may face it continued to achieve excellence in regards to its programs in the most effective and efficient manner. I hope that the information I have provided proves useful. I thank you for your continued support of the Rota Highway Patrol Section and its programs and look forward to our future endeavors. Should you have any questions or concerns please contact me at 532-9530 or through email at thocog@dps.gov.mp.

Sgt. Tito S. Hocog II
Highway Patrtol Section Commander

Highway Safety Program Activities



Acting Mayor of Rota, Hon. Anthony Barcinas after signing the CIOT proclamation.



Highway Patrol Officers Together with other section officers give presentations at Rota's schools

DPS Rota Enforcement and Awareness Activities



Highway Patrol Officers together with other section officers conduct checkpoints along the highway of Rota



Officers conducting Speed Enforcement and Car Seat Checklist

Emergency Medical Services Program

The Department of Fire and Emergency Medical Services (DFEMS), and the Department of Public Safety's Office of Highway Safety continue its partnership in providing Traffic- related training and certification courses for EMS/Rescue personnel in the islands of Saipan, Tinian and Rota. At present we have 130 personnel on the island Saipan, 20 in Tinian, and 19 on the island of Rota who are currently certified in Basic Life Support (BLS) Pre-Hospital Trauma Life Support (PHTLS) and Pediatric Education for Prehospital Professionals (PEPP).

This year's 2018 EMS Week Theme EMS STRONG (Stronger Together) was publicized by the 2018 EMS WEEK Committee which consist of the Department of Fire and Emergency Medical Services, Department of Public Safety Traffic Section, Aircraft Rescue Firefighters (ARFF), Priority Care, Red Cross, Northern Marianas Coalition Against Domestic and Sexual Violence. The outcome of this year's "STRONGER TOGETHER" campaign about 500 plus of Personnel from the Head Start Program, Public Schools Systems, Child Care Providers, Firefighter Wives Association and members of the Community were trained and certified in Cardio-Pulmonary Resuscitation (CPR) through the American Heart Association. Numerous Safety and Health, presentations were conducted at Public and Private Schools. All of these training, certifications and presentations were, conducted on all three Islands Saipan, Tinian and Rota. CPR Instructors were, sent to Rota and Tinian to assist on the campaign.



2018 Child Passenger Safety Courtesy Inspection and public education awareness with DPS/Fire EMS personnel.

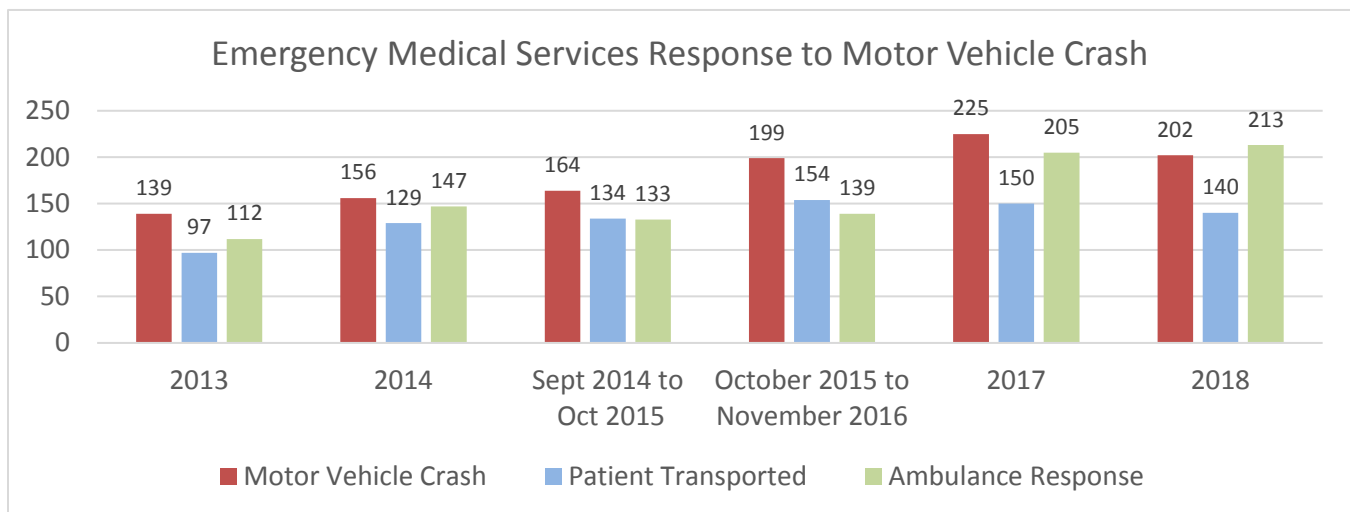


The Department of Fire and Emergency Medical Services, Office of EMS has successfully conducted numerous traffic safety and EMS public education, injury prevention campaigns in collaboration with the Department of Public Safety Highway personnel pertains to motor vehicle crashes or traffic-related incidents. Currently we have nineteen (19) Child Passenger Safety Technicians within the Department of Fire and EMS. Currently 19 firefighters were trained and certified in Child Passenger Safety Technician. The Department of Fire and EMS is looking forward to certify all firefighters in Child Passenger Safety Technician, Purpose is to have firefighters at the fire station assist anyone in need of help in regards to Child Restraint 24/7. We continue to collaborate with our stakeholders to provide innovative and alternative public education programs to the communities, citizens, and visitors in the islands of Saipan, Tinian, and Rota to reduce the need for emergency medical services, which are crucial to prevent and reduce motor Vehicle crashes or traffic-related injuries by keeping the public informed and educated on these issues. We continue to invest in advertising via all media outlets, radio and television airtime, shown and broadcasted throughout the islands.

With the holidays just around the corner, the Department of Fire and Emergency Medical Services will continue its partner with the Department of Public Safety Highway Patrol Section on the Annual Drunk, Drugged, Drowsy and Distracted Driving (4D) Prevention Month, Click It or Ticket Campaign, Child Passenger Safety Week, and Speed. The Office of EMS has been actively involved in these campaigns every year to include our EMTs trained and certified as Child Passenger Safety Technicians.

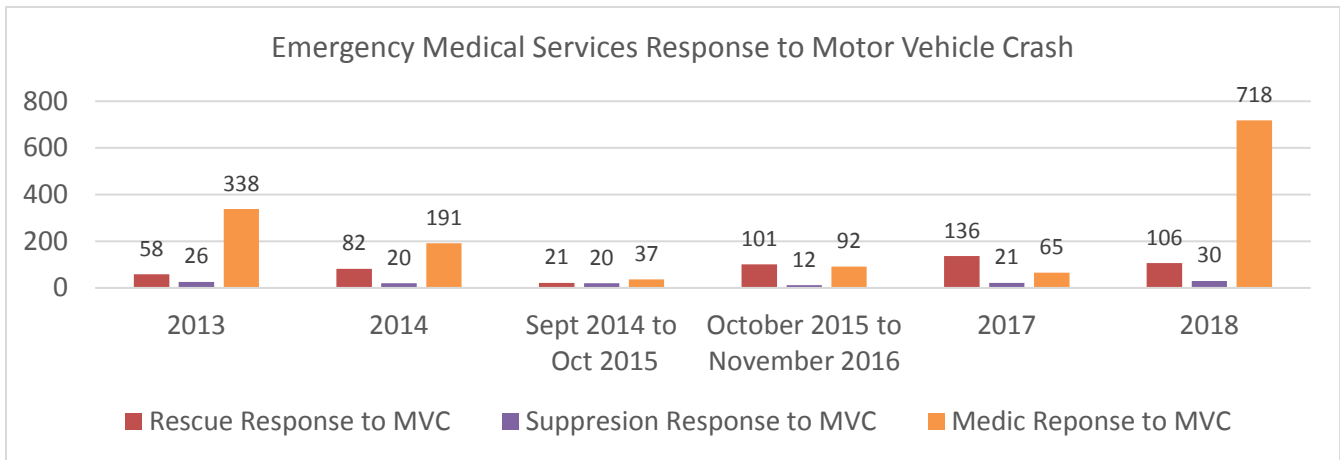
Emergency Medical Services Summary of activities response to Motor Vehicle Crash (MVC)

<u>Year</u>	<u>2013</u>	<u>2014</u>	<u>2015</u>	<u>Nov 2016</u>	<u>2017</u>	<u>2018</u>
<i>Motor Vehicle Crash to MVC:</i>	139	156	164	199	225	202
<i>Patient Transported from MVC:</i>	97	129	134	154	150	140
<i>Ambulance Response to MVC:</i>	112	147	133	139	205	213



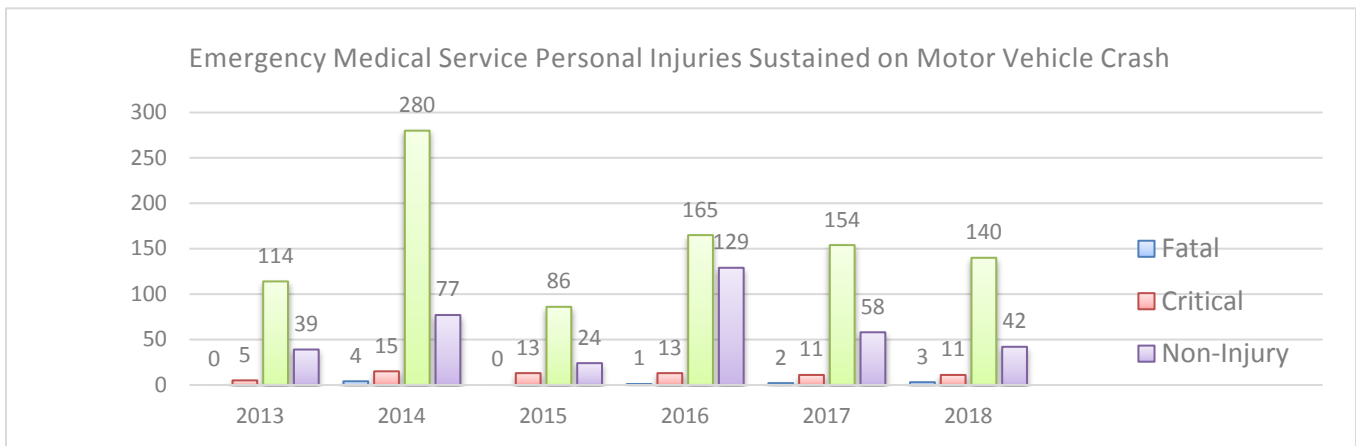
*Emergency Medical Services Summary of activities response to Motor Vehicle Crash (MVC)
(Rescue, Suppression and Medic Response)*

<u>Year</u>	<u>2013</u>	<u>2014</u>	<u>2015</u>	<u>Nov 2016</u>	<u>2017</u>	<u>2018</u>
<i>Rescue Response to MVC:</i>	58	82	21	101	136	106
<i>Suppression Response to MVC:</i>	26	20	20	12	21	30
<i>Medic Response-Rescue Assist:</i>	338	191	37	92	65	718



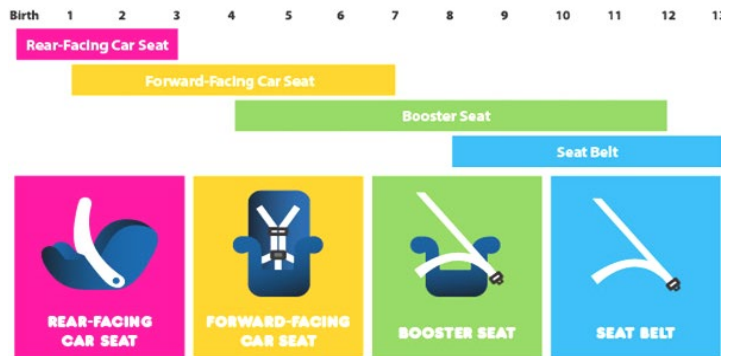
Emergency Medical Services summary of personal injuries sustained response to Motor Vehicle Crash (MVC).

<u>Year</u>	<u>2013</u>	<u>2014</u>	<u>2015</u>	<u>2016</u>	<u>2017</u>	<u>2018</u>
<i>Fatal:</i>	0	4	0	1	2	3
<i>Critical:</i>	5	15	13	13	11	11
<i>Minor:</i>	114	280	86	165	154	140
<i>No-Injury:</i>	39	77	24	129	58	42



Paid Media

The CNMI Department of Public Safety continues to utilize public and private media maximizing usage as our major communication outlets in providing public information and education outreach activities through local newspapers, local magazines, church bulletin (Sunday issues), various radio stations (am/fm), television station, to include distribution of highway Safety messages on poster, flyers and brochures.



Financial Section Fiscal Year 2018 National Highway Traffic Safety Administration

***Section 402, 405b & 405c
Highway Safety Programs Funding***

FY18 Budget

Total Expenditure

Carry-Over to FY2019

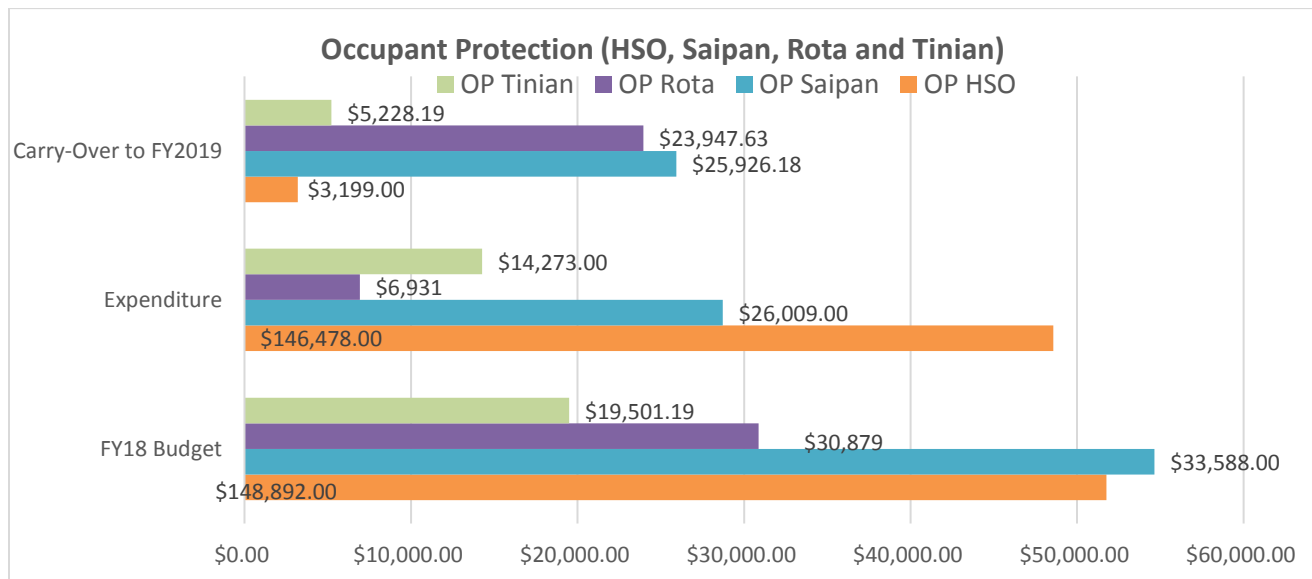
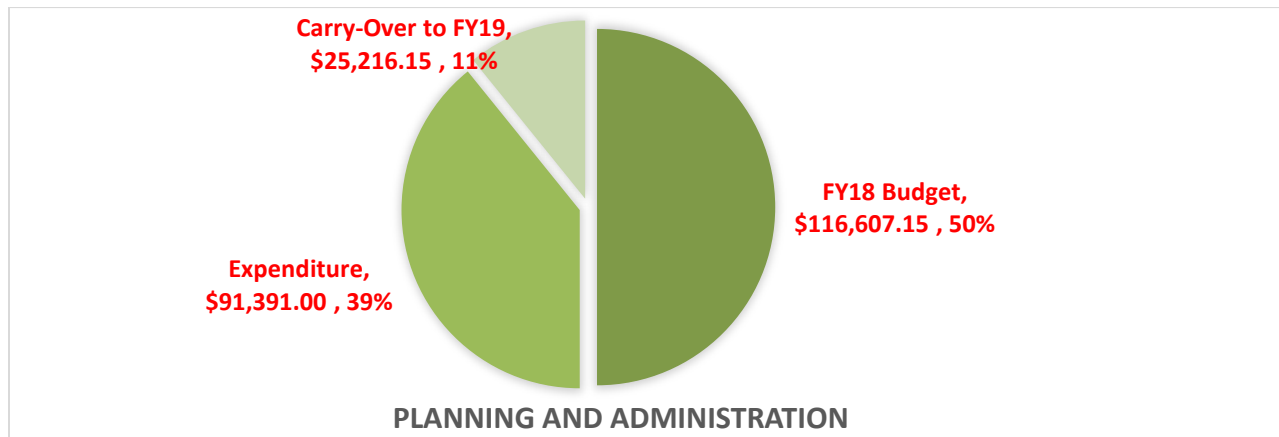
NHTSA Financial Report as of December 6, 2018

<u>Program</u>	<u>FY17 Appropriated</u>	<u>Expended</u>	<u>Carry-Over to FY17</u>
Planning and Administration	\$116,607.15	\$91,391.00	\$25,216.15
Occupant Protection HSO	\$51,764.00	\$48,565.00	\$3,199.00
Occupant Protection (Saipan)	\$54,646.18	\$28,720.00	\$25,926.18
Occupant Protection (Rota)	\$30,878.63	\$6,931.00	\$23,947.63
Occupant Protection (Tinian)	\$19,501.19	\$14,273.00	\$5,228.19
Police Traffic Services HSO	\$53,130.00	\$49,121.00	\$4,009.00
Police Traffic Services (Saipan)	\$180,982.81	\$80,626.00	\$100,356.81
Police Traffic Services (Rota)	\$40,165.83	\$11,119.00	\$29,046.83
Police Traffic Services (Tinian)	\$52,246.59	\$4,805.00	\$47,441.59
Alcohol HSO	\$66,920.00	\$45,935.00	\$20,985.00
Alcohol (Saipan)	\$71,524.87	\$41,086.00	\$30,438.87
Alcohol (Rota)	\$34,834.25	\$10,656.00	\$24,178.25
Alcohol (Tinian)	\$15,705.05	\$372.00	\$15,333.05
Emergency Medical Services	\$71,205.25	\$47,054.00	\$24,151.25
Motorcycle Safety	\$22,509.00	\$5,400.00	\$17,109.00
Pedestrian/Bicycle Safety	\$19,585.10	\$7,169.00	\$12,416.10
Traffic Records HSO	\$38,598.00	\$37,701.00	\$897.00
Traffic Records Saipan	\$10,682.00	\$8,699.00	\$1,983.00
Roadway Safety	\$3,919.87	\$617.00	\$3,302.87
Speed Enforcement	\$14,120.00	\$639.00	\$13,481.00
Paid Media	\$37,631.51	\$16,602.00	\$21,029.51
Traffic Court	\$37,632.87	\$2,476.00	\$35,156.87
Total Section 402	\$1,044,790.15	\$559,957.00	\$484,833.15

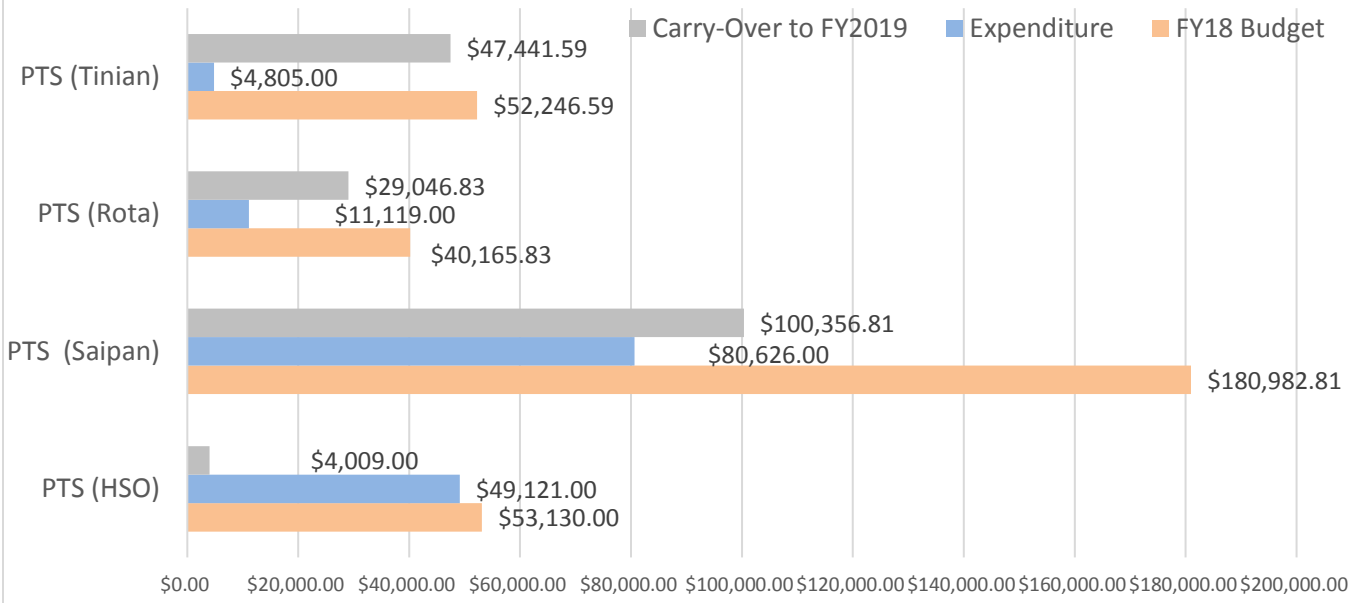
Section 405b and 405c Funding

Section 405(b) HSO Saipan	\$104,911.09	\$80,007.00	\$24,904.09
Section 405(b) (DFEMS)	\$36,699.80	\$13,928.00	\$22,771.80
Total Section 405(b)	\$141,610.89	\$93,935.00	\$47,675.89
Section 405(c) Data Improvement	\$134,759.36	\$120,508.00	\$14,251.36
Total 405(c)	\$134,759.36	\$120,508.00	\$14,251.36
Grand Total:	\$1,321,160.40	\$774,400.00	\$546,746.40

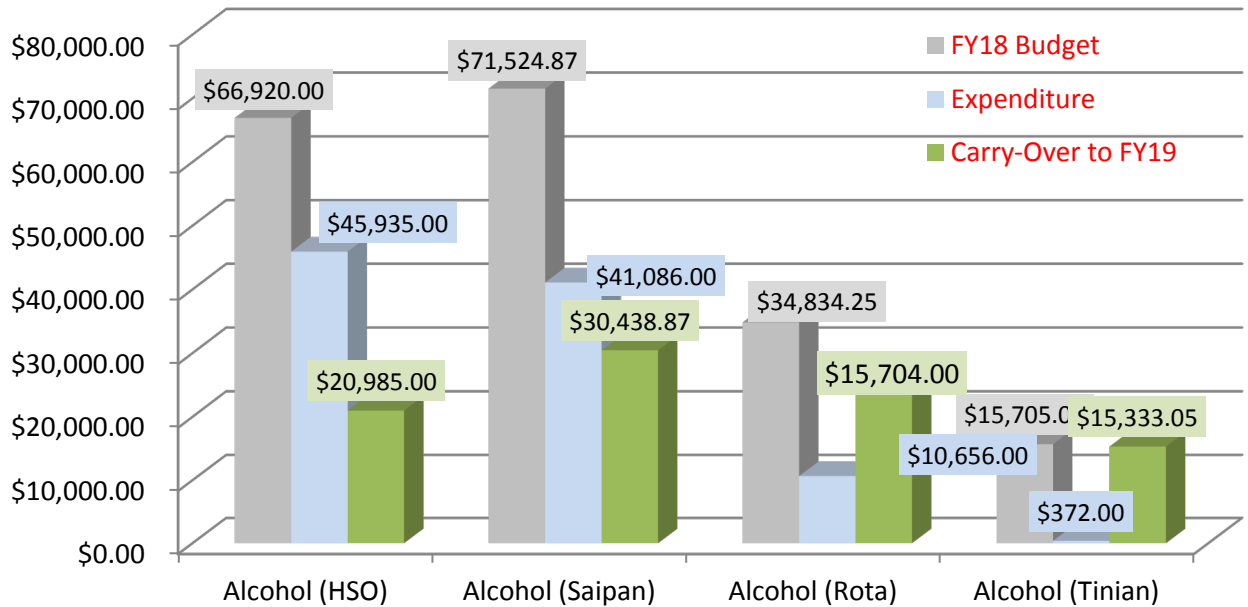
The following Charts/Graphs represent FY18 Total Funding, Expenditure, and Carry Forward to Fiscal Year 2019.



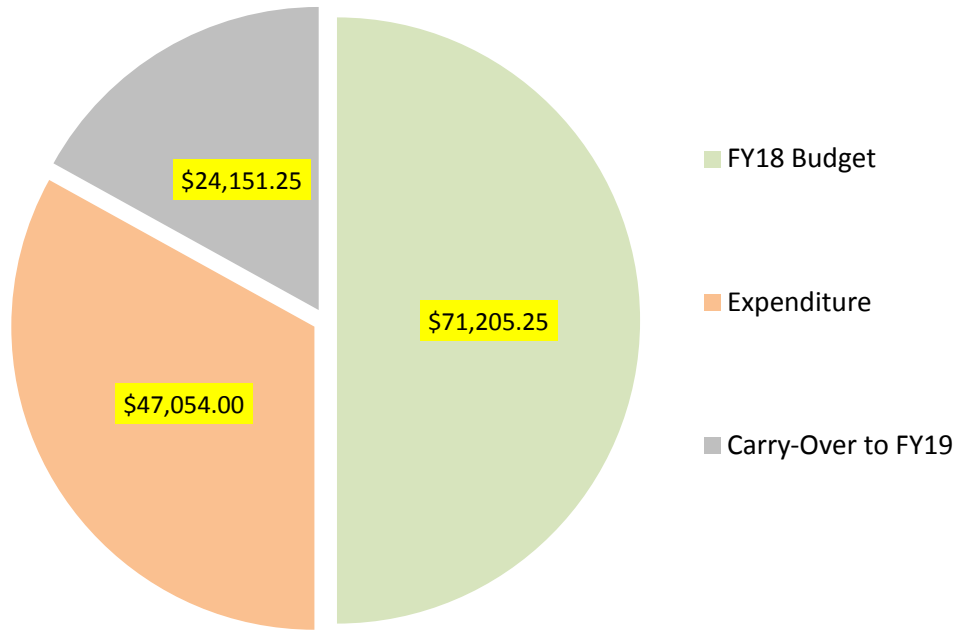
Police Traffic Services: HSO, Saipan, Rota, and Tinian



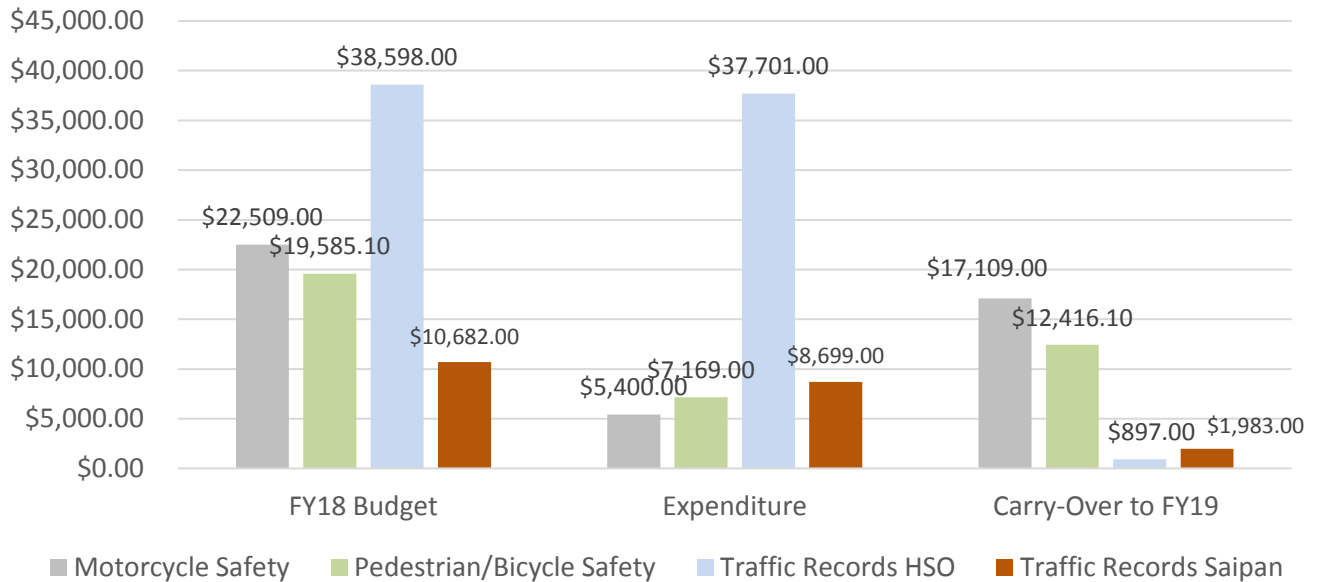
Alcohol and Other Drugs Countermeasures (HSO, Saipan, Rota & Tinian)



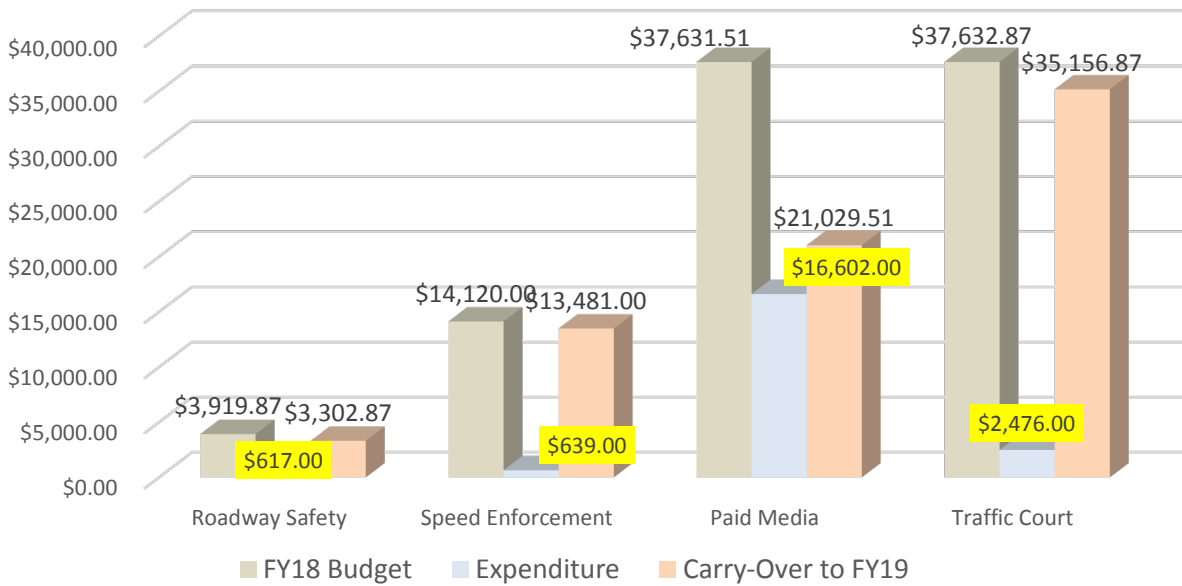
Emergency Medical Services 402 Funds



Motorcycle Safety, Ped/Bicycle Safety, Traffic Records HSO & Traffic Records Saipan



Roadway Safety, Speed Enforcement, Paid Media & Traffic Court



Section 405b Saipan, 405b DFEMS & 405c

