


---

# Tennessee Highway Safety Office 2016 Annual Report

---





Vision and Mission .....	1
Director’s Message .....	2
Fiscal Year 2016 Highlights.....	4
Performance Targets/Measures .....	6
Planning and Administration.....	10
Occupant Protection.....	12
Traffic Records.....	21
Alcohol and Other Drugs Countermeasures .....	24
Motorcycle Safety Program .....	29
Police Traffic Services Program .....	32
Law Enforcement Training .....	41
Teen Drivers Program.....	44
Distracted Driving.....	49
Senior Drivers .....	53
Pedestrian/Bicycle Safety.....	57
Emergency Medical Services .....	59
Paid and Earned Media.....	62
Legislative Update.....	100
Traffic Safety Partners.....	101
Evidence Based Enforcement Plan .....	103
Statement on Unsecured Loads .....	106
Projects Not Implemented .....	107
Program Listing .....	108
Fiscal Review of Expended Funds (No Page Number)	

# Vision and Mission



## VISION

Have all highway users arrive at their destination and envision a time when there will be no fatalities on Tennessee's roadways.

## MISSION

To develop, execute, and evaluate programs to reduce the number of fatalities, injuries, and related economic losses resulting from traffic crashes on Tennessee's roadways.

TENNESSEE HIGHWAY SAFETY OFFICE  
*helping you* **ARRIVE**

# Director's Message



I am delighted to present the 2016 Annual Report of the Tennessee Highway Safety Office (THSO), which accounts for the previous federal fiscal year's activity, provides updates regarding the state's performance targets, and highlights program accomplishments.

This year has brought many exciting changes to the THSO. In January, Kendell Poole retired after ten years of service. In April, through Governor Haslam's Executive Order # 53, the office was transferred from the Department of Transportation to the Department of Safety and Homeland Security. This fall, I joined the THSO after having served twenty-seven years within the Tennessee Highway Patrol and a total of over thirty years in public safety. Despite the many changes, some of which I have just highlighted, our office has continued to focus on our top priority: preventing crashes and saving lives.

The high number of traffic fatalities in Tennessee continues to be a significant concern, despite our efforts to create safer highways, increase public awareness, and support high-visibility enforcement of the state's driving laws. Every traffic fatality is a tragedy, and many Tennessee families have experienced untold suffering because of crashes that could have been prevented. This

knowledge underscores the THSO's commitment to traffic safety every day.

Tennessee reached its highest seat belt use rate this year at 88.95%. However, victims in almost half (48.5%) of passenger vehicle traffic fatalities in 2015 were unrestrained at the time of the crash. Beginning January 2016, the fine for not wearing a seat belt more than doubled. Further, the seat belt law was strengthened this year by removing the limitation that a passenger car or passenger motor vehicle have a manufacturer's gross vehicle weight rating of 8,500 pounds or less in order to be subject to the mandatory seat belt law.

Partnerships continue to play a critical role in our mission to reduce motor vehicle-related deaths and injuries on our roads. We are committed to providing technical leadership, innovation, and program support to THSO's safety partners, and we continue to closely work with traffic safety advocates and organizations, as well as the motoring public. We have expanded those partnerships across the state. In fiscal year 2016, 433 grants were awarded to 368 different agencies, and our law enforcement partners have implemented safety programs that target crashes on our roadways. THSO participation in national and state-sponsored enforcement campaigns remains high at over 99 percent in FY2016.


As the director of THSO, I am proud of the accomplishments from both our office and all of the grantees across the state who have made driving on Tennessee roadways safer for everyone. While we have made improvements in all areas of traffic safety, we have much to accomplish in 2017. Collectively, critical assessments, improved data collection, predictive analytics for enforcement, and data analysis all bode well for THSO's future trajectory. I am eager to meet the challenges of making Tennessee highways safer this coming year.



Vic Donoho  
Director  
Tennessee Highway Safety Office



# Fiscal Year 2016 Highlights



Several initiatives by the THSO, grantees, and traffic safety partners experienced success in FY2016. The activities below are among the many additional accomplishments described in the report.

- Training was delivered to 336 prosecutors and 1340 law enforcement officers through the Traffic Safety Resource Prosecutors through the Tennessee District Attorney General Conference.
- In FY2016, 1815 law enforcement officers and highway safety professionals received training in highway safety subjects, all of which have been approved by the Police Officers Standards and Training (POST) Commission.
- The THSO hosted the 12<sup>th</sup> annual Law Enforcement Challenge Ceremony to honor law enforcement agencies across Tennessee for extraordinary efforts in traffic safety. 73 Law Enforcement Challenge applications were submitted: 24 from West Tennessee, 19 from East Tennessee, 17 from Middle Tennessee, 13 from the Cumberland Region, and one submission from each of the Tennessee Highway Patrol districts. Applicants competed for award recognition, prizes, and a chance to win a fully equipped police vehicle.
- The Tennessee Child Passenger Safety Center and its surrounding fitting stations conducted a total of 334 child passenger safety checkup/office check events for FY2016. This is an increase from the previous year when 319 child passenger safety checkup events were held across the state. Further, 2,861 child safety seats were checked.
- The THSO redesigned and updated its website to make it more user-friendly and easier to navigate on mobile phones. The TNtrafficSafety.org site saw 114,940 sessions, 82,768 users, and 283,008 page views during FY2016.
- There was 99.57 percent participation in the THSO enforcement campaigns in FY2016.



## FATALITY REPORTS

The daily fatality reports are updated by Tennessee Highway Patrol's TITAN Division. To see a breakdown of the data, click this link.

Year-to-date 2016	Year-to-date 2015
968	875

- The TN Highway Safety Office (THSO) and the Nissan Foundation partnered with TjohnE Productions to support the local efforts of 78 schools to reduce teen motor vehicle injuries. Combining both THSO and Nissan sponsored events, over 51,000 teens participated/were exposed to ThinkFast Interactive during the October 2015-September 2016 fiscal year.
- The Tennessee Highway Patrol (THP) attended the International Association of Chiefs of Police (IACP) conference to receive the top three awards. THP was named the “First Place Winner” in the Highway Patrol/State Police agency category consisting of 501-1500 troopers in the nation for 2016. Additionally, THP won two awards in Traffic Incident Management and Technology, including the Technology Special Award category for the predictive analytics program in the TITAN Division and the Traffic Incident Management Special Award category based on the training program and the facility that was built with the help of the Tennessee Department of Transportation at the Training Center.
- In FY2016, the TSSAA DUI Education Team spoke to 27,360 students and adults across the state of Tennessee in 112 sessions about the dangers of drinking and driving and riding with someone intoxicated.
- In FY2016, 114 technicians, 20 event coordinators, and two instructors were trained in CarFit. This allows for more community-level events to ensure that seniors “fit” their cars to minimize potential for injury and maximize the safety for seniors who are concerned about their safety.
- Successful education pertaining to the identification of high-risk senior drivers has been provided to more than 100 Tennessee Department of Motor Vehicles employees.



# Performance Targets/Measures



The following core outcome measures were established in the FY2016 Highway Safety Plan.

## TRAFFIC FATALITIES

**Goal:** Decrease traffic fatalities by 4.12 percent from the 2013 calendar base year of 995 to 954 by December 31, 2016.

**Result:** Based on FARS data, Tennessee had 958 fatalities in 2015.

## SERIOUS TRAFFIC INJURIES

**Goal:** Decrease serious traffic injuries by 7.39 percent from the 2013 calendar base year of 6939 to 6426 by December 31, 2016.

**Result:** Based on state-level data, serious traffic injuries in Tennessee increased to 7,611 in 2015.

## OVERALL FATALITIES/VMT

**Goal:** Decrease fatalities/VMT from the 2013 calendar base year of 1.40 to 1.35 by December 31, 2016.

**Result:** Based on FARS data, Tennessee decreased fatalities to 1.33 per 100 million VMT in 2014, meeting the target.

## RURAL FATALITIES/VMT

**Goal:** Decrease rural fatalities/VMT from the 2013 calendar base year of 1.90 to 1.82 by December 31, 2016.

**Result:** Based on FARS data, Tennessee decreased rural fatalities to 1.79 per 100 million VMT in 2014, meeting the target.

## URBAN FATALITIES/VMT

**Goal:** Decrease urban fatalities/VMT from the 2013 calendar base year of 1.08 to 0.93 by December 31, 2016.

**Result:** Based on FARS data, Tennessee urban fatalities were 1.08 per 100 million VMT in 2014.



## UNRESTRAINED PASSENGER VEHICLE OCCUPANT FATALITIES

**Goal:** Decrease the percentage of unrestrained fatalities by 11.11 percentage points from the 2013 calendar base year of 351 to 312 by December 31, 2016.

**Result:** Based on FARS data, Tennessee decreased unrestrained passenger vehicle occupant fatalities to 332 in 2015.

## ALCOHOL-IMPAIRED DRIVING FATALITIES

**Goal:** Decrease alcohol-impaired driving fatalities by 6.50 percentage points from the 2013 calendar year of 277 to 259 by December 31, 2016.

**Result:** According to 2015 FARS data, Tennessee had 252 alcohol-impaired driving fatalities, meeting the target.

## SPEEDING RELATED FATALITIES

**Goal:** Decrease speeding-related fatalities from a 3-year alternative baseline average (2011- 2013) of 216 to 190 by December 31, 2016.

**Result:** According to 2015 FARS data, Tennessee had 187 speeding-related fatalities, meeting the target.

## MOTORCYCLIST FATALITIES

**Goal:** Decrease motorcyclist fatalities from the 2013 calendar base year of 137 to 124 by December 31, 2016.

**Result:** Based on FARS data, Tennessee had 123 motorcycle fatalities in 2015, meeting the target.

## UN-HELMETED MOTORCYCLIST FATALITIES

**Goal:** Decrease un-helmeted motorcyclist fatalities from the 2013 calendar base year of 11 to 9 by December 31, 2016.

**Result:** Based on FARS data, un-helmeted motorcyclist fatalities in Tennessee increased to 12 in 2015.

## DRIVERS AGE 20 OR YOUNGER INVOLVED IN FATAL CRASHES

**Goal:** Decrease drivers age 20 or younger involved in fatal crashes 7.76 percentage points from the 2013 calendar base year of 116 to 107 by December 31, 2016.

**Result:** Based on FARS data, Tennessee had 103 drivers under age 21 involved in fatal crashes in 2015, meeting the target.

## PEDESTRIAN FATALITIES

**Goal:** Reduce pedestrian fatalities from the 2013 calendar base year of 80 to 76 by December 31, 2016.

**Result:** Based on FARS data, Tennessee had 104 pedestrian fatalities in 2015.

## BICYCLE FATALITIES

**Goal:** Reduce pedalcyclist fatalities from the 2013 calendar year of 8 to 7 by December 31, 2016.

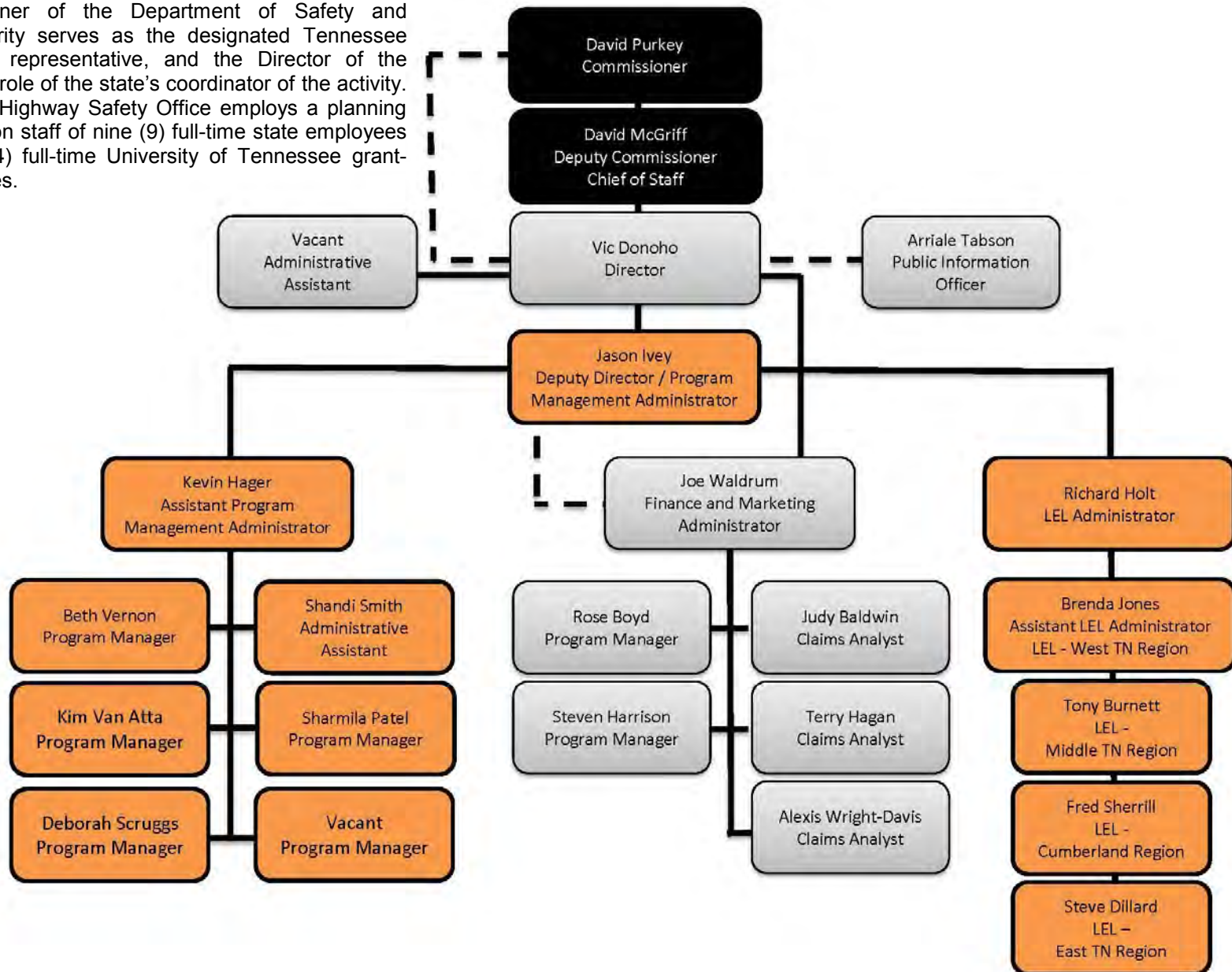
**Result:** Based on FARS data, Tennessee saw an increase in bicycle fatalities to 10 in 2015.

***Data in Annual Report:** Where available, 2015 final FARS data is used for core performance measures. Other state data is provided by the Tennessee Department of Safety and Homeland Security, TITAN Division.*



## TENNESSEE HIGHWAY SAFETY OFFICE

The Commissioner of the Department of Safety and Homeland Security serves as the designated Tennessee Highway Safety representative, and the Director of the THSO fulfills the role of the state's coordinator of the activity. The Tennessee Highway Safety Office employs a planning and administration staff of nine (9) full-time state employees and fourteen (14) full-time University of Tennessee grant-funded employees.



# Planning and Administration



Behavioral highway safety programs require statewide coordination of many programs, employing funds from several sources, and with overlapping regulations, objectives, and responsibilities. Planning and Administration assists in the development, execution, implementation, and evaluation of highway safety programs statewide.

## GOALS

- Administer the state and community Highway Safety Grant Program and other state and federal-funded highway safety programs.
- Plan for coordinated highway safety activities utilizing resources strategically to decrease traffic crashes, injuries, and deaths in Tennessee.

## OBJECTIVES AND RESULTS

1. Produce required highway safety plans and performance documentation in a timely manner.

**Result:** The THSO prepared the FY2017 Highway Safety Plan and submitted it on time through NHTSA's new GMSS system.

2. Deliver programs that are effective in changing knowledge, attitude, and behavior and in reducing crashes, injuries, and deaths.

**Result:** The THSO developed and deployed effective traffic safety programs to educate drivers and enforce state driving laws in order to reduce fatality crashes and injury crashes. In addition to educating the public through outreach along with paid and earned media, the THSO supports and implements training for law enforcement, which is detailed in the Training section of this report.

3. To coordinate transportation safety, public safety, and injury control programs related with vehicle driver behavior for the Department of Transportation and for the state of Tennessee.

**Result:** The THSO continued to coordinate traffic safety and injury control programs with various traffic safety partners. For instance, several committees and stakeholders are involved in the highway safety planning process. Tennessee receives input from the Traffic Records Coordinating Committee (TRCC), the Motorcycle Safety Coalition, and the Impaired Driving Task Force. Beginning in the summer of 2016, the THSO began collaborating with the multiple agencies regarding transportation performance management and shared safety performance measures.

4. Incorporate a competitive grant online application process into the development and implementation of the FY2017 Highway Safety Performance Plan.

**Result:** An online competitive highway safety grant application and evaluation process was implemented for FY2017. A new grant application manual was created and made available to all potential grantees through the website and the online application system. The deadline for highway safety grant applications for FY2017 funding was March 31, 2016. A total of 578 applications (289 programmatic and 289 High Visibility Enforcement) were submitted to the GHSO.

## ACTIONS TAKEN

Through an executive order by Governor Haslam, the Highway Safety Office was transferred to the Department of Safety and Homeland Security effective April 1. That same executive order changed the name of the highway safety office from the Governor's Highway Safety Office to the Tennessee Highway Safety Office.

Professional development and training of the THSO staff encourages employee engagement and creates greater synergy across traffic safety programs. During FY2016, the THSO staff members continued their professional development through active participation in NHTSA-offered courses, participation in relevant training events, and attendance at highway safety meetings and conferences.

For instance, staff participated in the Data Driven Approach to Highway Safety Planning and the Law Enforcement Liaison Professional Development courses through the Transportation Safety Institute. Also, the child passenger safety coordinator was recertified as a child passenger safety training instructor. Staff also attended the National Lifesavers Conference and Governor's Highway Safety Association's annual meeting. Such experiences enhance staff skills and knowledge in establishing effective highway traffic safety program strategies.



# Occupant Protection Program



Increasing seat belt and child restraint use is the simplest and most effective way to reduce serious injuries and death in the event of a motor vehicle crash. Tennessee's Occupant Protection program addresses and makes progress toward the goals and objectives listed below.

## GOALS

- Increase statewide average safety belt use.
- Reduce the state misuse percentage of incorrectly installed child passenger safety seats.

## OBJECTIVES AND RESULTS

1. To increase the observed seat belt usage rate by 2 percentage points, from a 2014 baseline of 87.7% to 89.7% in 2016.

**Result:** For 2016, the final statistically adjusted statewide seat belt usage rate is 88.95% (+/- 1.11%). This year's result represents an increase of more than 2.7% from the previous year and is the highest annual statewide seat belt usage rate ever recorded in Tennessee.

2. To reduce the state misuse percentage of incorrectly installed child passenger safety seats from a baseline of 84% in 2015 to 83% in 2016.

**Result:** For 2016, the overall misuse rate of child passenger safety seats is 84.0% as reported by the Tennessee Child Passenger Safety Center (TCPSC) at Meharry Medical College. Despite the accomplishments of the TCPSC, there is more work to be accomplished regarding the proper use and installation of child passenger safety seats.

The general goal of Tennessee's Occupant Protection program is to reach safety belt usage rates at a level that is consistently at or above the national average. Efforts undertaken were designed to increase awareness and adherence to Tennessee's occupant protection laws with a priority given to enforcement and education. Partnerships have been built with representatives from law enforcement agencies, media, health professionals, education, and local civic organizations.

Programming included enforcement activities, such as checkpoints and participation in national mobilizations. Public information and education activities were administered through media announcements and support materials. Concentrated safety efforts included "Click It or Ticket" and "Buckle Up in Your Truck."

During FY2016, the Tennessee Highway Safety Office (THSO) funded several projects that specifically addressed child passenger safety and safety belts as seen in the following table. The occupant protection

programs implemented by the THSO included education, enforcement, equipment, and evaluation components. These programs were primarily conducted by partnering organizations that include local colleges and universities, health departments, local enforcement agencies, hospitals and clinics, EMS and fire department personnel, and many of the state's community programs related to injury prevention.

The agencies in the following table received THSO funding during the 2015-2016 grant year:

Agency	Program	FFY16 Grant Amount	Funding Source
Blount County Sheriff's Department	Nighttime seatbelt demo project BCSO 2015-16	\$10,000.00	405b
Hamilton County Sheriff's Office	Safe Journey	\$124,999.96	405b
Knoxville Police Department	Nighttime seatbelt demo project	\$10,000.00	405b
Loudon County Sheriff's Department	Nighttime seatbelt demo project	\$10,000.00	405b
Meharry Medical College	Tennessee Child Passenger Safety Center	\$475,000.07	405b
Roane County Sheriff's Office	Nighttime seatbelt demo project	\$10,000.00	405b
Sevier County Sheriff's Office	Nighttime seatbelt demo project	\$10,000.00	405b
Tennessee Department of Safety & Homeland Security	BELTS	\$130,068.48	405b
Tennessee Department of Safety District 1	Nighttime seatbelt demo project	\$10,000.00	405b
Tennessee Technological University	Ollie Otter, Booster Seat and Seat Belt Education	\$156,116.57	405b
The University of Tennessee	FY 2016 Statewide Survey of Safety Belt and Motorcycle Helmet Usage	\$166,133.59	405b
Waynesboro Police Department	Waynesboro P.D. Drive Safe Program	\$14,998.00	402

## CHILD PASSENGER SAFETY PROGRAM



The primary goal of Tennessee's occupant protection program is to promote and increase the use of safety belts and the proper usage of child safety systems by vehicle occupants. The Tennessee Child Passenger Safety Center (TCPSC), which operates through a grant to Meharry Medical College, supports this goal as they and their partners plan and implement statewide programs to train, certify, and re-certify Child Passenger Safety Technicians (CPST). The TCPSC also assists technicians in carrying out child safety seat checkpoints throughout the state, and they interpret collected data to help develop improved educational materials and strategies. The ultimate goal is to promote the proper use of child restraint systems in all vehicles.

The Tennessee Traffic Safety Center continues to provide educational resources to child passenger safety advocates throughout Tennessee. In addition, community members may request information via telephone or electronic requests. Copies of some educational materials are provided at no cost to the community. The rationale for this is clear; availability of up-to-date and relevant information is a key factor in working to solve the problem.

The TCPSC delivered interventions in four domains: safety restraint misuse, unrestrained children, safety data collection, and Child Passenger Safety Technician certification and re-certification.

## HIGHLIGHTS OF OUR PARTNERS

### *Safe Journey, Hamilton County Sheriff's Office*

Motor vehicle crashes continue to be a leading cause of death and injury to children. The National Highway Traffic Safety Administration reports that every 34 seconds a child under the age of 13 is involved in a crash, and more than a third of children killed in crashes were not in a car seat, booster seat, or wearing a seat belt. Most of these deaths and injuries could be prevented through the correct use of car seats and booster seats. Car seats, when used correctly, reduce the risk of death by as much as 71 percent. NHTSA reports that three out of four car seats/booster seats are not used correctly. The data collected by Safe Journey indicates that the misuse rate in the Mid-Cumberland region of Tennessee is 84 percent. Safe Journey addresses occupant protection and the correct use of car seats and booster seats through public and professional education and awareness. The program is an educational outlet for community organizations and agencies interested in offering child passenger safety information, education, and checkpoints to families and caregivers of young children.

During the Tennessee Highway Safety Office's FY2016 grant year, Safe Journey hosted and/or participated in 118 child passenger safety checkpoints and educational events within the Mid-Cumberland region of Tennessee. At these events, the Safe Journey staff inspected 966 car seats and booster seats. Of the car seats and booster seats checked, 808 were not used correctly by parents and caregivers, which resulted in a misuse rate of 84%. In accordance with the grant, Safe Journey provided or replaced 332 car seats and booster seats to eligible families. To qualify for these car seats/booster seats, participants must provide documentation of government assistance, such as TennCare, Women, Infants, and Children (WIC) services, or Supplemental Nutrition Assistance Program (SNAP). Situational replacement of car seats is also provided if a child is present and the car seat or booster seat is determined to be unsafe by a certified Child Passenger Safety Technician.

Further, during the grant year, the staff of Safe Journey trained one new instructor for Child Passenger Safety and 30 new Child Passenger Safety Technicians. These new technicians take their new skills to their communities to increase the number of children traveling safely.

Safe Journey developed a program for law enforcement officers to increase their knowledge of car seat and booster seat misuses that can be observed during routine traffic stops. This curriculum is POST certified and is offered in a two-hour or four-hour format. During this grant year, 69 law enforcement officers in the Mid-Cumberland region completed this course. According to the Centers for Disease Control (CDC), proven interventions in the prevention of injuries and deaths from motor vehicle crashes are child restraint laws, enhanced enforcement, and education programs coupled with a car seat distribution program. With new parents, new grandparents, and new caregivers created with each new birth, the need for child passenger safety education will be ongoing.

### *Tennessee Child Passenger Safety Center, Meharry Medical College*

During FY2016, the Tennessee Child Passenger Safety Center at Meharry continued to promote CPS trainings and offer technical assistance to all of the certified technicians and instructors in Tennessee. The Center has two full-time employees (program manager and project coordinator) and three employees who receive effort: financial administrator, data coordinator, and the principal investigator. Child passenger safety fitting station sites have been established in over 100 different locations to distribute safety seats to underserved populations in Tennessee. The coalition established continued to grow in each region throughout the state. Further, the Center continued to provide culturally appropriate materials at all functions related to child passenger safety. This year, the Center's accomplishments are as follows:



The first accomplishment involves the community checkpoint events conducted statewide. The Tennessee Child Passenger Safety Center and its surrounding fitting stations conducted a total of 334 child passenger safety checkup/office check events for FY2016. These events were done either at a scheduled checkup event (local Wal-Mart, Kroger, daycare, etc.) or at the agency (scheduled office check). At the events combined, statewide, a total of 2861 child safety seats were checked; of those checked, a total of 2397 were misused (installed incorrectly). The statewide misuse rate for the year is 84 percent, which is 11 percent above the national misuse rate (73 percent). The amount of events done statewide is quite impressive; reports indicate that consistent activity was held throughout the year. Below is the overall breakdown statewide:

<b>Statewide Checkpoint Statistics</b>	
Number seats checked	2861
Number of seats misused and/ or installed incorrectly	2397
Overall misuse rate	84 percent
Number of seats with no misuse	464
Number of new installs	824
Number of recalled or unsafe seats	302
Number of Children who arrived unrestrained	169
Total Seats given out	728
Total seats shipped	889

Statewide, the increase in the number of new installs reflects that parents are becoming more aware of the CPS fitting stations in their areas and are seeking assistance. Also, the fitting stations are accountable for the supply of car seats they receive; out of the 889 seats shipped, 81percent was distributed.

The second accomplishment was starting the ground work for creating a virtual reality teaching tool (VRTT) that can be used in child passenger safety certification trainings. The VRTT is nothing new to the teaching world; however, it is new in the world of child passenger safety training among professionals. Tennessee Tech University has assisted with creating the tool at their iCUBE facility. The tool will assist in skills evaluations that test technician candidates' knowledge in occupant protection systems, car seat installations, and car seat misuse. Tennessee is excited about the potential of the project and the impact it will make on technician candidates.

The third accomplishment includes the number of trainings held this year. Overall, the Center trained 207 people as child passenger safety technicians. In addition, approximately 180 (total includes TN Lifesavers attendees for CPS Pre-Session where six CEUs were offered, 122 people in attendance) people attended scheduled CPS continuing education trainings for recertification. The total number of trainings held per type is as follows: 14 full certification trainings, six renewals, and five CEUs, for a total of 25 trainings. Trainings were held in the following cities statewide: Covington, Murfreesboro, Memphis, Bristol, Nashville, Germantown, McMinnville, Portland, Hamilton County, Hardeman County, Chattanooga, Clinton, Lenoir, Johnson City, Morristown, Knoxville, Mt. Juliet, and Pigeon Forge.

The fourth accomplishment was having a successful National Child Passenger Safety Week (NCPSW) in Tennessee. Child passenger safety events were conducted across the state including in Kingsport, Clarksville, Madison County, Germantown, Sullivan County, Paris, Gallatin, Memphis, Bells, Cleveland, Chattanooga, Trenton, and many more. Over the week, the Center partnered with the Ollie Otter Booster Seat Program speaking at various press events at welcome centers throughout the regions. The support was amazing. The most highlighted part was our social media campaign #ISALUTECPSS, where we received video selfies from highway safety partners explaining why they salute child passenger safety.

Our goal during the week was to remind motorists that child passenger safety is “kind of a big deal” in Tennessee, because child passenger safety advocates know that all of the things that parents are unsure of when it comes to car seat installation could mean the difference between life, serious injury, or death for their child. Parents are encouraged to take advantage of all of available resources offered statewide: the fitting station network, the Tennessee Child Passenger Safety application (app), and our website [tntrafficsafety.org/](http://tntrafficsafety.org/)

Finally, the program manager, Angela Brown, represents Tennessee as a member of the National Child Passenger Safety Board. As the Diversity Chair, she was involved in creating a centralized diverse resource for child passenger safety professionals. The National Child Passenger Safety Board, whose mission is to "maintain the quality and integrity of the National Child Passenger Safety Certification Training Program," creates valuable resources that can be used to enhance the field of child passenger safety on a national level. The CPS Diversity Resource Library is a one-stop shop where child passenger safety educators can find CPS resources in other languages, CPS resources in other vehicles, special needs transportation, and cultural competency/health literacy. Before the library was created, technicians had difficulty finding diverse materials—now they have a centralized place of resourceful information that can be used in their communities. It has been received quite well amongst Tennessee technicians. Many have utilized the library to educate diverse populations in their respective area.

## **SAFE (SEATBELTS ARE FOR EVERYONE) CAMPAIGN**

Tennessee once again held its SAFE (Seatbelts Are For Everyone) campaign. Agencies across the state participated in this campaign. 106 agencies submitted a SAFE campaign report. During this time period, 723 seat belt enforcement activities were conducted. The campaign resulted in 21,595 seat belt citations as well as 1723 child seat citations. The campaign can be considered a success based upon the survey numbers. The pre-survey had a restraint use rate at 83 percent, while the post-survey had a restraint use rate at 88.1%, over a five percent increase.

## **2016 SEATBELT SURVEY RESULTS**

The University of Tennessee (UT) Center for Transportation Research (CTR) collected safety belt and helmet use data in the spring and summer of 2016 in accordance with the revised Uniform Criteria for State Observational Surveys of Seat Belt Use. As has been the case over the past several survey years, CTR collected seatbelt usage information both before (April and May) and after (June) the annual Click-It-Or-Ticket campaign to assist THSO and NHTSA in their assessment of the program's effectiveness. Tennessee's current survey plan, approved by NHTSA on April 12, 2012, collects observation data at 190 sites across the state. CTR staff also conducted quality control checks at a minimum of five percent of these sites. Seat belt and helmet use data were tabulated and analyzed following the survey periods using appropriate statistically-based procedures. CTR reported the final June survey result (88.95 percent usage) to THSO on July 7, 2016. Through this grant, CTR provided all of the supervision, transportation, per diem, equipment, and supplies necessary to perform and document the safety belt and helmet use survey.

### *Results*

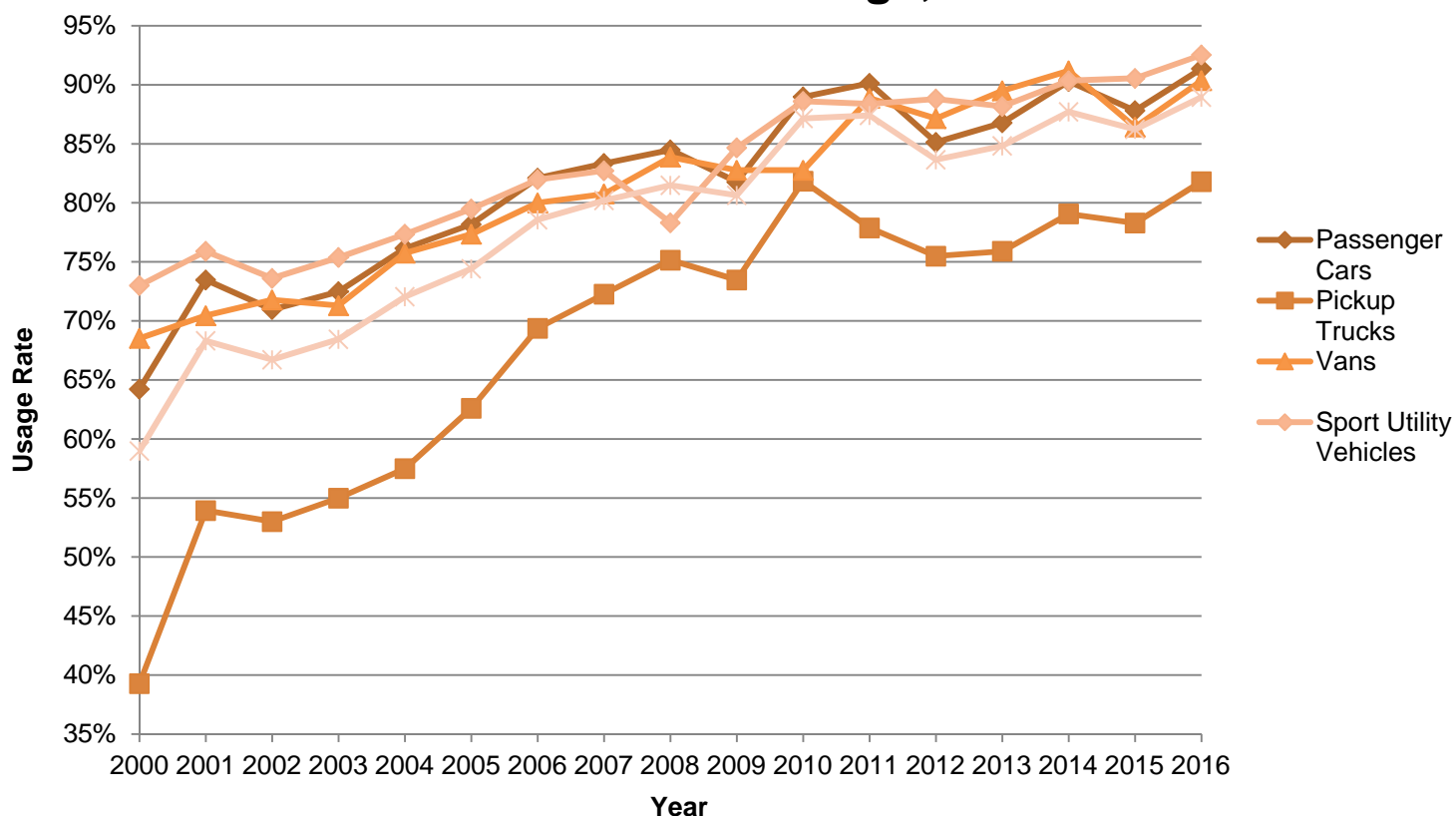
For 2016, the final statistically adjusted statewide seat belt usage rate is 88.95 percent (+/- 1.11 percent). By comparison, the final usage rate for 2015 was 86.23 percent (+/- 1.36 percent). This year's result represents an increase of more than 2.7 percent from the previous year and is the highest annual statewide seat belt usage rate ever recorded in Tennessee. In addition to the increase for all occupants, belt usage rates increased in all four passenger vehicle categories. The largest year-to-year increase was seen in vans (+3.93 percent), followed in decreasing order by passenger cars (+3.55 percent), pickup trucks (+3.51 percent), and sport utility vehicles (+1.98 percent).

Individual usage rates for passenger cars, vans, and SUVs exceeded 90 percent with a collective average of 91.60 percent. Pickup trucks continue to trail far behind other vehicle types at 81.80 percent. While there is still much room for improvement in pickup truck occupant protection, the 2016 usage rate marks only the second time that truck use has been observed to exceed 80 percent and is more than twice the rate observed in 2000 (39.27 percent). The following table shows the final adjusted usage rates by vehicle type and county as well as the final statewide usage rate of 88.95% (+/- 1.11 percent) for all vehicle types.

To further illustrate the recent trends in seat belt usage across the state of Tennessee, the following tables show annual usage rates for all vehicles, passenger cars, pickup trucks, vans, and sport utility vehicles since 2000.

<b>Summary of Tennessee Safety Belt Usage, 2000-2016</b>					
<b>Survey Year</b>	<b>Passenger Cars</b>	<b>Pickup Trucks</b>	<b>Vans</b>	<b>Sport Utility Vehicles</b>	<b>All Vehicles</b>
<b>2000</b>	64.21%	39.27%	68.51%	72.99%	58.98%
<b>2001</b>	73.47%	53.94%	70.45%	75.90%	68.31%
<b>2002</b>	70.97%	53.00%	71.78%	73.60%	66.71%
<b>2003</b>	72.48%	54.99%	71.30%	75.37%	68.45%
<b>2004</b>	76.14%	57.48%	75.75%	77.35%	72.04%
<b>2005</b>	78.18%	62.60%	77.34%	79.49%	74.42%
<b>2006</b>	82.09%	69.37%	80.00%	81.97%	78.57%
<b>2007</b>	83.33%	72.27%	80.76%	82.72%	80.20%
<b>2008</b>	84.48%	75.15%	83.87%	78.31%	81.49%
<b>2009</b>	81.77%	73.47%	82.76%	84.66%	80.64%
<b>2010</b>	88.97%	81.83%	82.76%	88.60%	87.14%
<b>2011</b>	90.13%	77.88%	88.86%	88.37%	87.40%
<b>2012</b>	85.13%	75.48%	87.14%	88.80%	83.65%
<b>2013</b>	86.78%	75.90%	89.49%	88.17%	84.82%
<b>2014</b>	90.29%	79.06%	91.19%	90.35%	87.71%
<b>2015</b>	87.81%	78.29%	86.42%	90.55%	86.23%
<b>2016</b>	91.36%	81.80%	90.35%	92.53%	88.95%

## Tennessee Seatbelt Usage, 2000-2016



As part of the 2015 grant, four Seat Belt Convincers were purchased and delivered for use throughout the state. The east Tennessee Convincer is housed at the University of Tennessee's Knoxville campus and in late 2015 was moved from a secure fenced outdoor area to an indoor warehouse storage facility. UT staff members have facilitated access to the Convincer by local law enforcement. These partners have checked out and used the Convincer throughout east Tennessee numerous times during the year. Additionally, over 1300 people rode the Convincer at 24 events during the grant year. The events include several days at the regional fair, area festivals, school events, and a minor league baseball game. Another estimated 4000 have observed the convincer in action and interacted with University of Tennessee Center for Transportation Research staff at these events. They have received many positive comments, and the Convincer continues to be a sought after educational and outreach tool by law enforcement agencies and schools.

### *Successes and Challenges*

The 2016 final adjusted belt usage rate (88.95 percent) represents a significant increase of 2.72 percent from the 2015 rate of 86.23 percent. This result is the highest average statewide belt usage rate recorded for Tennessee, eclipsing the previous high rate of 87.71 percent recorded in 2014.

In recent years, trends in Tennessee's seat belt use have mirrored those for Tennessee's annual traffic fatality totals. 2011's final traffic fatality total was 937, a 49-year low corresponding to the state's then-highest belt usage rate (87.40 percent). In 2012, traffic fatalities increased to 1014 as the observed belt usage rate dropped to 83.65 percent. The magnitude of the increase in traffic fatalities from 2011 to 2012 (79 deaths, or 8.4 percent) suggests that many factors are in play, particularly when much of the 3.75 percent decrease in belt usage over the same period can be attributed to the revised survey design. In 2013, fatalities decreased to 995 as belt use increased to 84.82 percent. In 2014, the jump to 87.71 percent belt use was accompanied by another annual decrease to 963 fatalities. 2015 provided an exception to the recent

trend with the calculated average belt use dropping to 86.23 percent despite the fact that the number of traffic fatalities (962) was nearly identical to the previous-year total.

2016 appears to show another break between fatality and belt use trends. Despite recording an all-time high belt usage rate, Tennessee's 2016 year-to-date (November 1) fatality total stands at 829, an increase of 48 deaths from the 781 fatalities on the same date in 2015. If this trend continues, Tennessee's annual fatality total may exceed 1000 for the first time since 2012.

A closer look at the 2016 year-to-date (YTD) traffic fatality totals may help to explain why highway deaths have increased despite increased belt usage. While increased restraint usage is a key factor in reducing roadway fatalities, the 2016 year-to-date fatality total shows the importance of a broad approach to traffic safety. Within the 2016 YTD fatality total, only 592 of the 829 (71.4 percent) individuals killed in traffic crashes were passenger vehicle occupants. Among this group, the percentage of restrained occupants killed has increased relative to 2015 (48 percent in 2016 YTD versus 44 percent in 2015). Other road users, including 81 pedestrians (9.8 percent), seven pedalcyclists (0.8 percent), 132 motorcyclists (15.9 percent), 13 ATV riders (1.6 percent), and four individuals categorized as "other" (0.5 percent ) comprise the remainder of the 2016 YTD traffic fatalities.

Other factors, including impaired, drowsy, and distracted driving, further complicate these trends. Lower fuel prices and the state's growing economy allow more drivers to travel a greater number of miles, increasing risk exposure. Increased belt fines, visible and frequent traffic enforcement, and ongoing media and education efforts will continue to counteract negative behaviors in hopes that the state's traffic fatalities and fatality rates will continue an overall long-term decline.




## MOTORCYCLE HELMET USE

The observed statewide motorcycle helmet usage in 2016 was 99.4 percent. Only three of 391 total motorcycle riders observed in the June survey period were not wearing a helmet. The following table details the motorcycle helmet observations and usage by county.

<b>Final Summary of June 2016 Tennessee Motorcycle Helmet Use Statewide Observational Survey Results November 1, 2016</b>				
<b>County</b>	<b>No. of Sites</b>	<b>Total Helmeted Riders</b>	<b>Total Riders Observed</b>	<b>% Helmet Use</b>
Davidson	15	19	19	100.0%
Hamilton	15	29	29	100.0%
Knox	15	41	42	97.6%
Shelby	15	28	28	100.0%
Blount	11	48	48	100.0%
Dyer	11	12	12	100.0%
Loudon	11	19	20	95.0%
McMinn	11	16	16	100.0%
Marion	11	11	11	100.0%
Montgomery	11	13	13	100.0%
Roane	11	25	25	100.0%
Rutherford	11	5	5	100.0%
Sevier	11	91	92	98.9%
Tipton	10	17	17	100.0%
Warren	10	6	6	100.0%
Williamson	11	8	8	100.0%
<b>Statewide Totals</b>	<b>190</b>	<b>388</b>	<b>391</b>	<b>99.4%</b>



# Traffic Records



A statewide traffic records system is necessary for planning (problem identification), management of operations, data quality, and evaluation of the state's highway safety activities. The Tennessee Department of Safety and Homeland Security (TDOSHS) has made tremendous strides toward improving the data it receives since the Tennessee Integrated Traffic Analysis Network (TITAN) system began in April 2008. The TITAN program seeks to achieve the goals set forth in the 2004, 2009, and 2014 NHTSA state traffic records assessments and implement electronic reporting of crash, citation, crime, and other traffic records. It also seeks to improve the timeliness, accuracy, reliability, and availability of traffic records data collected throughout the state and creates a statewide traffic records management system that is utilized by multiple state, local, and federal agencies.

## GOALS

- Implement and simplify traffic safety data collection through electronic field data collection systems for state, local, and federal highway safety stakeholders' use.
- Develop and maintain a knowledge base for the traffic records system so that strategic resources are managed effectively in reducing crashes, fatalities, and injuries on Tennessee roads.
- Continue to develop and use data linkage partnerships so that collected data is provided to a diverse set of users, agencies, and jurisdictions to improve traffic safety analyses to reduce injuries and deaths.
- Overhaul and revise the TN Traffic Records Strategic Plan in FY2017, with completion by June 2017 for submission to NHTSA.

## OBJECTIVES

1. Support the use of electronic crash data collection through a coordinated multi-agency program and promote data-driven highway safety decision-making in Tennessee state and local organizations and other data users during FY2017.
2. Implement and maintain a formalized process with detailed documentation for electronic crash collection and a statewide support process for both record management system and TITAN users.

## ACTION TAKEN

A grant was awarded to the Tennessee Department of Safety and Homeland Security for the TITAN program using 402/405c funds in the amount of \$1,600,000.00.

The Traffic Records Coordinating Committee continues to be active within Tennessee, meeting quarterly during FY2016.

## HIGHLIGHTS OF THE PROGRAM



More agencies are using the TITAN system. As a result, data integrity is improving with time along with TITAN training, completeness, and understanding by agency. In FY2016, approximately 30 agencies began submitting crash reports electronically for the first time. Currently, 100 percent of Tennessee Highway Patrol and 100 percent (365+) of local law enforcement agencies utilize electronic reporting for crash data. Within the past twelve months, the state has accepted 248,474 crash reports electronically. 92 percent were received within seven days of occurring and another six percent within the next seven days. The efforts of the state have resulted in 98 percent of the crashes occurring on TN roadways being investigated and available for statistical research within 15 days of happening.

Currently, 100 percent of all crash reports are submitted electronically. Legislation passed in 2013 requires all crash reports to be submitted electronically. Effective January 1, 2015, if a paper report is submitted, it is sent back and returned to the agency with a letter requesting the information be submitted electronically.

Additional TITAN program implementations include:

1. Implementation and continued support and maintenance of the CRASH predictive analytics program, which is a system using analytical tools to perform location-based predictive analysis on crashes (fatalities and serious injuries), DUIs, and commercial motor vehicle crashes collected in the TITAN system. These GIS-based resource allocation tools are available to Tennessee Highway Patrol (THP) statewide and will be made available to local law enforcement through the TITAN web site during FY2017.
2. Implementation of a TITAN-based system to send eCitation data from TITAN to the courts electronically. This process is now in place for TITAN eCitation users and Tennessee courts utilizing the Administrative Office of the Courts (AOC) TNCIS system. As of September 2016, THP is issuing eCitations in 55 counties. By December 2016, THP will be trained and issuing eCitations in 85 counties. Full implementation with THP in all 95 counties is anticipated by June 2018.
3. Automation of shape file updates for TITAN users so that users can access the most recent map files available. The automation of these updates will exponentially improve the quality, accuracy, and reliability of location data captured on crash reports and eCitations. Updates are now being released to users on a quarterly basis and receiving positive feedback from users.
4. Increased percentage of TITAN software originating eCrash reports submitted to the system with valid latitude/longitude coordinates to 96 percent.
5. Implementation of additional web-based ad hoc and statistical reporting tools and dashboards for our users, which continue to streamline the availability of data and information.
6. Using newly released mapping guidelines from NHTSA, TDOSHS is in process of evaluating the Crash System's compliance with Model Minimum Uniform Crash Criteria (MMUCC) 4<sup>th</sup> edition standards. Recommendations will be made regarding updates to the Crash form following completion of the project, anticipated to be complete by January 2017.



7. Tennessee has been selected by NHTSA to participate in the Electronic Data Transfer (EDT) program. The National Center for Statistics and Analysis (NCSA) under National Highway Traffic Safety Administration (NHTSA) is currently working with several states to transfer and map state crash data to a central federal database hosted by NHTSA. This project will begin in January 2017 and will be completed by the end of the FY2017.
8. Certifying the electronic transfer of TIBRS compliant eCrime data from TITAN to TBI's Tennessee Incident Based Reporting System (TIBRS) and the Fusion Center. All data collected using the TITAN eCrime module is now transferred electronically to both entities. Next steps include piloting eCrime with four to five local agencies, working with them to adopt TITAN and achieve TIBRS certification for purposes of reporting DUI's, vehicular homicides, and other traffic safety crimes. Expansion of this program has been delayed due to additional TBI certification requirements of local agency users and lack of training resources due to the rollout of eCitation program.
9. Development continues on the Court Disposition Reporting (eCDR) component, which will allow dispositions to be sent electronically from the courts to the A-List Driver History system. Implementation is anticipated by December 2017.
10. The TITAN unit also is rolling out updates to our bar code scanner programming to allow TITAN software to better function with multiple bar code scanner manufacturers.
11. Finally, the TITAN unit is strengthening 3<sup>rd</sup> party software validation rules and edit checks to improve the quality, accuracy, and reliability of crash data being received into the TITAN database from local agencies using 3<sup>rd</sup> party vendor software to capture crash data. When this data is transmitted electronically to TDOSHS, it will now pass through all of the same business rules as reports submitted from TITAN data collection software. This is a great improvement of data quality in the TITAN system since approximately 20 - 25 percent of crash data is captured using 3<sup>rd</sup> party software.





The Alcohol and Other Drugs Countermeasures program serves to increase participation and coordination by all components of the DUI system: enforcement, prosecution, adjudication, and rehabilitation with the purpose of reducing crashes and fatalities.

### GOAL

Decrease the number of impaired driving fatalities, injuries, and crashes.

### OBJECTIVES AND RESULTS

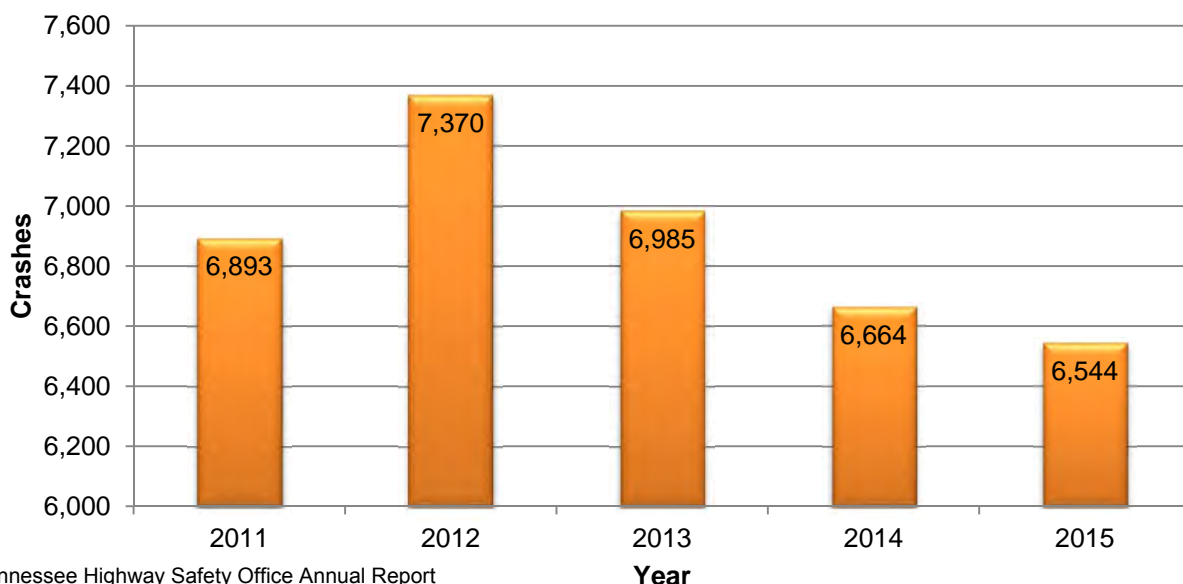
1. Core Performance Measure - To reduce the number of impaired driving fatalities from a 2013 baseline of 277 to 259 in 2016.

**Result:** According to 2015 FARS data, Tennessee had 252 alcohol-impaired driving fatalities, meeting the target.

2. To maintain or decrease the number of alcohol-impaired driving crashes from the 2013 baseline of 6997.

**Result:** There were 6544 alcohol-impaired driving crashes in 2015. The following table shows the decreasing trend in recent years.

## Alcohol Impaired Tennessee Traffic Crashes



3. To expand judges and prosecutor training to 175 in 2016

**Result:** Training was delivered to 336 prosecutors in FY2016.

4. To increase from 25 judicial districts to 26, of a maximum 31, with the Specialized Impaired Driving Prosecution program

**Result:** Due to budget constraints, 25 judicial districts were maintained in FY2016.

## ACTIONS TAKEN

During FY2016, many different efforts were made to create a well-rounded approach to impaired driving prevention:

- Executed year-round impaired driving enforcement;
- Provided special enforcement emphasis during national enforcement campaign periods;
- Increased participation and coordination by all components of the DUI system: enforcement, prosecution, adjudication, and rehabilitation;
- Continued training of law enforcement on DUI laws;
- Funded roadside safety checkpoints;
- Continued funding the state's DUI data tracking system called Tracker. One of its many components is tracking and identifying high repeat offender locations. The Tracker database, created in 2012, continues to be upgraded and provides real-time data. Several enhancements were made this year, of which input was provided through a team of subject matter experts comprised of five of our DUI Coordinators. One of those was the development of new reports, which show the disposition status for original charges, along with the specific charge and disposition statuses for charges that have been "reduced" along with what the charges were reduced to (the new charge). This allows calculation of actual conviction rates for DUIs versus the other charges captured as well as for the "reduced" charges;
- Continued funding of two Traffic Safety Resource Prosecutors to assist in training of the prosecutorial and law enforcement communities regarding impaired driving laws; and
- In accordance with the MAP-21 and the FAST Act requirements, continued utilizing an Impaired Driving Strategic Task Force. Significant changes were made such as the addition of approximately ten new members, a broadening of emphasis areas represented at the meetings, creation of a regular quarterly meeting, and an aggressive agenda, all of which led to a robust and thorough three-year Strategic Plan.

## HIGHLIGHTS OF OUR PARTNERS

### *Tennessee Highway Patrol –Alcohol Enforcement*

The Tennessee Highway Patrol (THP) actively addresses the issue of impaired driving through education and stringent enforcement. The THP has embraced a data-driven approach by using statistical data to target times and locations where these types of incidents are more prevalent. With existing resources the THP continues to identify and remove impaired drivers from Tennessee roadways. This project successfully performed the following:

- All eight THP districts conducted sobriety checkpoints;
- During the program period, a total of 313 sobriety checkpoints were conducted;
- Troopers made one DUI arrest for every 7.89 hours worked. This far exceeded the projected goal;
- There was a decrease of 28.8 percent in the number of fatalities where alcohol was indicated as a contributing factor during the program period when compared to the same time period of last year;
- 257 bar checks were conducted (average of 21/month); and
- 603 safety lectures were conducted.

### *Nashville Police Department – Alcohol Enforcement*

The Metropolitan Nashville Police Department began a concentrated effort to reduce the number of traffic fatalities attributed to impaired drivers in 2001. The effort was in response to a national report that listed Nashville as fourth in the nation and first in the state of Tennessee for fatal crashes. The goal at that time was to reduce the total number of deaths from traffic crashes as a result of impaired drivers by ten percent. With funding supplied by the Tennessee Highway Safety Office, the first year of the program resulted in a fatality reduction of 30 percent. A concentration of dedicated enforcement strategies has proven to be effective by increasing the number of impaired drivers arrested, thus reducing traffic crash fatalities

During the 2016 grant year, the program saw many successes. There was a goal of writing 300 misdemeanor citations of which there were 634 written, or 211 percent of the goal. A goal of conducting 150 blood tests was determined; 124 were conducted, reaching 83 percent of the goal. Each one of the 6964 traffic stops represented an interaction with the public and an opportunity for the officers to educate drivers as well as interdict impaired motorists.

One of the largest successes for the program was to reduce fatal crashes involving impaired drivers by 5 percent during the 2016 grant year as compared to fatalities of the same type during grant year 2014. The agency finished with an 8 percent reduction in fatal crashes involving impaired drivers compared to the prior year.

### *Tennessee District Attorney General, 5th District – Specialized DUI Prosecution*

The DUI Abatement/Prosecution Enhancement program in the 5th Judicial District has experienced a number of significant successes during FY2016. This is a sample of the larger specialized DUI prosecution program, which includes 25 of the 31 judicial districts. These successes include the following:

- Special attention to multiple offender cases—The 5th Judicial District has paid particular attention to prioritizing multiple offender DUI cases in accordance with the goals and objectives of the grant. This prioritization is important for two principle reasons: first, those individuals who have committed more

than one DUI offense have indicated a more severe disregard for the law and safety, and, second, quick and firm resolution of these cases stands the best chance of reducing recidivism. When a multiple offense DUI is encountered in the field by law enforcement, the DUI Prosecutor is always available for calls related to the procurement of mandatory search warrants when consent is withheld. This process allows for review of such warrants on the front-end of the prosecution and helps prevent successful warrant challenges when the case makes its way to court. Additionally, the DUI Prosecutor works with law enforcement, probation, and the courts to help find ways of making alcohol/drug treatment available for defendants, including having an alcohol and drug assessment as a condition of probation upon release from custody. These practices have helped decrease the rate of recidivism and increase the successful prosecution of multiple offenders.

- Consent and search warrants in first offense DUI cases—The DUI Prosecutor has worked with law enforcement to increase the number of cases where blood results are available on first offense cases. A review of case dispositions has predictably shown that cases are far more likely to resolve quickly when the defendant is confronted with his/her own blood-alcohol level. Additionally, knowledge of blood alcohol results can work to increase the terms of plea agreements to include more alcohol/drug counseling where it can be shown that the blood level was particularly high. This effort has drastically cut down on the number of contested cases in the Criminal Courts without decreasing the overall success levels of DUI prosecutions.
- Law Enforcement Training—Another major success can be found in the cooperation between the DUI Prosecutor and Coordinator with law enforcement in the 5th Judicial District. This cooperation has led to success in training officers about changes in the law; this has been of particular import in light of recent court rulings related to blood testing and the community caretaking doctrine. Special attention has been paid to training officers in the courtroom and meeting with officers before and after court to discuss the particulars of their cases and what can be done differently next time to improve the cases. Moreover, this communication has led to officers feeling more comfortable contacting the prosecutor to ask questions on the front end and, thus, has allowed for better prepared cases. The DUI Prosecutor has also increased the amount of small group classwork with officers to train them in developments of the law and provide tips for things that have been successful in court.

#### *Tennessee District Attorney General Conference – Traffic Safety Resource Prosecutors*

The state of Tennessee has been fortunate to provide funding for two Traffic Safety Resource Prosecutors (TSRP) for over a decade. This year saw the resignation of one of the long-serving TSRPs, which led to a significant period of time where only one position was filled.

Despite the challenges, training was delivered to 336 prosecutors and 1340 law enforcement officers. The number of prosecutors trained increased by approximately 20 percent. Four 12-page newsletters were also published and delivered to 2500 persons involved in the judicial system including the state's judges, district attorneys, and law enforcement officers.

*The University of Tennessee – Judicial Outreach Liaison*

FY2016 was the second year of establishing a Judicial Outreach Liaison (JOL) in Tennessee. The JOL, Judge Leon Burns, was successful in establishing a stronger relationship with good credibility with both the state judges and with the general sessions, county-level judges. Power point presentations on the ignition interlock device and the restricted driver license program were well received by both groups. Also, both groups have accepted educational programs on impaired driving issues that he recommended. Further, Burns began attending the Tennessee Highway Safety Office's Impaired Driving Task Force, to which he has made a significant contribution.





# Motorcycle Safety Program

The THSO Motorcycle Safety program includes education and training for motorcycle riders, awareness campaigns for motorists, and enforcement of traffic laws for all road users.

## GOALS

To reduce the human and economic toll of motorcycle-related crashes, injuries, and deaths on Tennessee's transportation system.

## OBJECTIVES AND RESULTS

1. Core Performance Measure—Decrease the number of motorcycle fatalities from a 2013 baseline of 137 to 124.

**Result:** Based on FARS data, Tennessee had 123 motorcycle fatalities in 2015, meeting the target.

The following table shows motorcycle fatalities broken down by age groups. The largest number of fatalities come from motorcyclists 45 years and older.

**Tennessee Motorcyclist Fatalities by Age**

Age	2011	2012	2013	2014	2015
Under 21 Years Old	7	10	6	4	7
21 to 44 Years Old	54	66	72	56	56
45 and Older	54	63	60	60	60
<b>Total</b>	<b>115</b>	<b>139</b>	<b>138</b>	<b>120</b>	<b>123</b>

2. Reduce the number of motorcycle crashes by 10 percent from a 2013 baseline of 2891 to 2602 in 2016.

**Result:** There were 2955 motorcycle involved crashes in 2015.

**Tennessee Motorcycle Involved Crashes**

Crash Type	2011	2012	2013	2014	2015
Fatal	115	139	138	120	120
Injury	2,417	2,538	2,136	2,015	2,085
<b>Fatal &amp; Injury Total</b>	<b>2,532</b>	<b>2,677</b>	<b>2,274</b>	<b>2,135</b>	<b>2,205</b>
PDO	733	769	670	687	750
<b>Total</b>	<b>3,265</b>	<b>3,446</b>	<b>2,944</b>	<b>2,822</b>	<b>2,955</b>

## PROGRAM HIGHLIGHTS

The Motorcycle Safety Coalition was developed, with the first meeting held in March 2015; there have been two meetings in 2016. Strategies for nine focus areas are examined:

- Motorcycle Operation under the Influence of Alcohol and/or Other Drugs;
- Rider Education and Training;
- Law Enforcement;
- Operator Licensing;
- Rider Conspicuity and Motorist Awareness;
- Highway Engineering;
- Personal Protective Equipment;
- Legislation/Policy; and
- Program Evaluation and Data.



The Tennessee Motorcycle Safety Coalition, in conjunction with the THSO and the Motorcycle Riders Education Program (MREP), is leading the implementation of a five-year action plan and tracking progress towards the goal of reducing motorcycle-related fatalities by 2 percent annually and reducing the current trend of rising serious injuries by not exceeding the 2009-2013 five-year average of 706 by 2019.

During the meetings held in 2016, the action plan was discussed and the status of each action step was evaluated by the coalition members.

Along with these meetings, the THSO, along with Enviromedia, created and implemented a campaign to raise awareness for the safety of motorcyclists in Tennessee. Lenticular pump-toppers at major gas stations were utilized to show the danger of a motorcyclist in a rear window and how motorists needed to “look twice.”

## GRANT AGENCY PARTNERS

Two grants were issued to agencies in the jurisdiction popularly referred to as Tail of the Dragon at Deals Gap:

- Tennessee Department of Safety, Knoxville District
- Blount County Sheriff’s Office

Agency	Program	FFY15 Grant Amount	Funding Source
TN Department of Safety	The Dragon	\$71,116.80	402
Blount County Sheriff’s Office	The Dragon	\$91,488.00	402

### *Program Background*

In Blount County, Tennessee, US 129 weaves through 11 miles of mountainous roadway on the Tennessee side of the highway stretching to the North Carolina border. This portion of roadway has over 318 curves and is highly publicized on websites as the ultimate riding course for motorcycles and racecars. Drivers from all over the world come to test their endurance and push the limits for speed and agility and attempt to “slay the dragon.” Over the past decade, motorcycle and sport car clubs have held annual events on US 129. As one



can imagine, it is a problem when motorcycles or sport cars are there, but it becomes a serious problem when both are there at the same time.

### *Actions Taken*

The primary goal of this effort is to reduce the number of motorcycle crashes in the area of US 129 from US 411 to the North Carolina state line. This program allows for increased visibility and enforcement. The increased law enforcement presence also allows for crashes that had previously gone unreported to be reported. The remote location of "The Dragon" makes patrolling very difficult and dangerous.

With this funding, the Blount County Sheriff's Department and the Tennessee Highway Patrol are able to provide assistance to motorists that normally would be stranded without cell phone service or the benefit of law enforcement. This also allows for better DUI enforcement at the lake access areas.

The Tennessee Highway Patrol along with the Blount County Sheriff's Office work together to achieve these goals by imposing strict enforcement, maintaining presence, and tirelessly pursuing law violators. The goal of this enforcement effort is to promote compliance with state laws, encourage responsible driving habits, reduce the number of crashes in the area, and reduce the level of risk for local citizens and tourists while educating riders when the opportunity arises. Personnel intensely monitor and are highly visible to all motorists and motorcyclists who travel the roadways in the area.

Multiple enforcement activities have made a substantial difference in the safety of driving or riding on US 129 and the Dragon. This year, the Tennessee Highway Patrol reported that 1595 citations were issued, which is a 7.5 percent decrease from the previous year. However, the number of injury crashes decreased from 79 in FY2015 to 65 in FY2016.

During this grant period, Blount County Sheriff's Office maintained the grant while working through personnel shortages. A total of 1501 citations were issued since October 2015. Two fatal crashes involving three-wheeled motorcycles occurred in July. Further, 207 motorist assists were conducted by personnel working the Dragon. Many of the citations written were to automobiles for driving left of center and speeding. The majority of motorcycle citations were for speeding. Days of the week were alternated during the peak of the season to ensure compliance with traffic laws during all hours and days. Finally, unlawful commercial motor vehicles and oversized private vehicles were also cited for unlawful use of the highway.



# Police Traffic Services



## HIGH VISIBILITY ENFORCEMENT GRANTS



High Visibility Enforcement (HVE) combines enforcement, visibility elements, and a publicity strategy to educate the public and promote voluntary compliance with the law. Checkpoints, saturation patrols, and other HVE strategies should include increased publicity and warnings to the public. Although forewarning the public might seem counterproductive to apprehending violators, it actually increases the deterrent effect.

The HVE concept is a departure from traditional law enforcement tactics. HVE incorporates enforcement strategies, such as enhanced patrols using visibility elements (e.g. electronic message boards, road signs, command posts, mobile sobriety checkpoint operations, etc.) designed to make enforcement efforts obvious to the public. It is supported by a coordinated communication strategy and publicity. HVE may also be enhanced through multi-jurisdictional efforts and partnerships between people and organizations dedicated to the safety of their community.

This is a one-year award program of approximately \$5,000. Typically, agencies that receive a programmatic grant are not eligible to receive this grant.

## ACTIVITIES

High visibility enforcement should be conducted in locations that are chosen based on data. Enforcement should be in areas that are easily visible to the motoring public and indicate a specific enforcement need due to crashes or crashes and crime. Using geo-mapping to identify “hot spots” – areas of high incidence of crimes and crashes—helps agencies target locations where enforcement can play two roles in fighting crime and reducing crashes and traffic violations.

Choosing a location that is a high volume traffic area assists with the visibility of enforcement efforts. People see law enforcement on the roads enforcing the traffic laws, which helps create general deterrence and voluntary compliance of laws.

Enforcement activities can include, but are not limited to the following:

- Saturation Patrols;
- DUI Checkpoints;
- Wave Enforcement; and
- Multi-Jurisdictional.

According to Countermeasures That Work: A Highway Safety Countermeasure Guide for State Highway Safety Offices, Eighth Edition, 2015, publicized saturation patrol programs and sobriety checkpoints are effective in reducing alcohol-related fatal crashes and deterring drunk driving (Chapter 1, 2.1 and 2.2).

## PROGRAM HIGHLIGHTS

273 law enforcement agencies received a High Visibility Enforcement (HVE) grant during the FY2016 grant year. All agencies maintained traffic enforcement and participated in the national mobilizations. DUI enforcement was a focal point during the past year. Each agency submitted their enforcement data online on the [www.tntrafficsafety.org](http://www.tntrafficsafety.org) website. In addition, several agencies that did not receive grant funding also reported their enforcement data online. As the three campaign summary charts show, thousands of drivers are exposed to sobriety checkpoints and educated about Tennessee's commitment to safe driving.

<b>Click It and Ticket</b>	
Sobriety Checkpoints	97
Vehicles Detained	575
Vehicles Passing Through Check Points	7478

<b>Booze It and Lose It</b>	
Sobriety Checkpoints	93
Vehicles Detained	237
Vehicles Passing Through Check Points	5510

<b>Holiday Impaired</b>	
Sobriety Checkpoints	150
Vehicles Detained	676
Vehicles Passing Through Check Points	6250



Enforcement results from the campaigns are provided below.

<b>CLICK IT AND TICKET</b>	<b>Active Patrol Citations</b>	<b>Sobriety Checkpoint Citations</b>	<b>Saturation Patrol Citations</b>	<b>Total Reported Results</b>
Impaired Driving Arrests (DUI)	796	6	29	831
DUID (Drugs Only)	56	5	19	80
DWI Arrests - Alcohol Only	270	5	30	305
DUID (Alcohol and Drugs)	182	0	6	188
DRE DUI Arrests	6	0	2	8
DRE Drug Arrests	6	0	3	9
Safety Belt Citations	8104	30	662	8796
Child Safety Citations	474	0	0	474
Felony Arrests	1443	2	77	1522
Recovered Stolen Vehicles	62	1	7	70
Fugitives Apprehended	962	0	33	995
Suspended/Revoked Licenses	3942	6	294	4242
Uninsured Motorists	7674	13	541	8228
Speeding	18804	2	2003	20809
Reckless Driving	285	0	17	302
Drug Arrests	1841	11	43	1895
Weapons Seized	68	0	2	70

<b>BOOZE IT AND LOSE IT</b>	<b>Active Patrol Citations</b>	<b>Sobriety Checkpoint Citations</b>	<b>Saturation Patrol Citations</b>	<b>Total Reported Results</b>
Impaired Driving Arrests (DUI)	1087	4	39	1130
DUID (Drugs Only)	49	0	1	50
DWI Arrests - Alcohol Only	349	7	42	398
DUID (Alcohol and Drugs)	243	1	4	248
DRE DUI Arrests	13	0	2	15
DRE Drug Arrests	3	0	2	5
Safety Belt Citations	9527	26	275	9828
Child Safety Citations	700	10	20	730
Felony Arrests	2336	3	73	2412
Recovered Stolen Vehicles	113	0	4	117
Fugitives Apprehended	1267	2	37	1306
Suspended/Revoked Licenses	4827	16	342	5185
Uninsured Motorists	9961	77	505	10543
Speeding	21715	40	2168	23923
Reckless Driving	393	1	16	410
Drug Arrests	2272	13	49	2334
Weapons Seized	99	1	0	100

<b>HOLIDAY IMPAIRED</b>	<b>Active Patrol Citations</b>	<b>Sobriety Checkpoint Citations</b>	<b>Saturation Patrol Citations</b>	<b>Total Reported Results</b>
Impaired Driving Arrests (DUI)	1173	7	45	1225
DUID (Drugs Only)	102	1	1	104
DWI Arrests - Alcohol Only	391	10	38	439
DUID (Alcohol and Drugs)	160	0	1	161
DRE DUI Arrests	14	0	1	15
DRE Drug Arrests	11	0	0	11
Safety Belt Citations	5069	20	144	5233
Child Safety Citations	428	0	14	442
Felony Arrests	1597	6	37	1640
Recovered Stolen Vehicles	76	0	3	79
Fugitives Apprehended	1121	0	22	1143
Suspended/Revoked Licenses	3974	21	222	4217
Uninsured Motorists	7172	77	430	7679
Speeding	16964	30	1251	18245
Reckless Driving	359	0	32	391
Drug Arrests	1833	17	80	1930
Weapons Seized	96	1	2	99

## LAW ENFORCEMENT LIAISON PROGRAM

The Law Enforcement Liaison (LEL) program provides coordination of traffic law enforcement activities throughout the state. It also provides coordination with traffic law enforcement activities funded from other federal, state, and local resources. Tennessee has four regional LELs who encourage law enforcement to support the enforcement of traffic safety laws and collaborate with other highway safety partners and stakeholders.



## OBJECTIVES

Program objectives include promoting law enforcement technology, resources, and tools; participation in conferences; conducting training; and being involved with various highway safety subcommittees. Additional responsibilities include promoting traffic enforcement strategies and related best practice policies with state and local law enforcement to strengthen the THSO's mission and make the roadways safer.

## ACTIVITIES

The LEL program is responsible for a wide variety of activities across the state:

- Develop networks in four regions of state;
- Coordinate law enforcement agencies to participate in various THSO-sponsored programs;
- Coordinate the district law enforcement agencies and communicate the Strategic Highway Safety Plan;
- Submit reports to the THSO and NHTSA;
- Develop and implement the TN Law Enforcement Challenge;
- Schedule and arrange for instructors and materials to implement training for traffic officers in standard field sobriety testing (SFST) and mobile camera use;
- Assist with alcohol and other drug safety program activities including analysis, grant applications, contract management, and fiscal management of federal and state funded programs and projects;
- Serve as a liaison to other state agencies, associations, and organizations on alcohol-related highway safety issues; and
- Coordinate the state's drug recognition expert (DRE) program.

## MULTI-JURISDICTIONAL EVENTS



The THSO worked with other states' law enforcement agencies to conduct Hands Across the Border (HATB), multi-jurisdictional sobriety checkpoint events. The HATB events have occurred for multiple years and include all law enforcement agencies in both states down to every municipality. Sixteen HATB events occurred in FY2016 and included law enforcement participation from several neighboring states: Georgia, North Carolina, Kentucky, and Alabama.

Numerous multi-jurisdictional sobriety checkpoints were held statewide consisting solely of Tennessee law enforcement, and many of them also included media.

## NETWORK LAW ENFORCEMENT GRANTS

In order to strengthen state safety initiatives on the local level and to achieve community support for them, the LELs in Tennessee established 18 Law Enforcement Networks across the state. These Networks are made up of 20 law enforcement officers from agencies in groups of adjacent counties who hold regular meetings to discuss safety initiatives in their areas.

### OBJECTIVES

1. Promote an organization through which information (e.g. training, enforcement campaigns) can be efficiently distributed.
2. Provide a means of collecting data from agencies across the state in an efficient and expedient manner.
3. Utilize Listserv technology to expedite communication within and among the networks.

### ACTIVITIES

For this effort to be successful, the Network Coordinators are called upon to make a major investment of time and effort. Contacting and following up with Network members, recruiting support and new members in the communities, planning meetings, recruiting speakers for pertinent programs and coordinating GHSO initiatives involves spending a great deal of time on the Network. Network Coordinators are required to:

- Provide assistance to the regional LEL as required;
- Participate in the national/state campaigns as directed by the THSO;
- Solicit network agencies to participate in national campaigns;
- Conduct monthly/quarterly network meetings;
- Participate in THSO-sponsored press events;
- Participate in THSO training events, to be available as an instructor if qualified;
- Personally contact each Chief of Police and Sheriff or representative in the local area network in order to explain the THSO campaigns and solicit agency participation;
- Serve as data collectors for law enforcement statistics for each THSO campaign;
- Attend THSO meetings as directed;
- Attend at least one regional LEL meeting during the grant period; and
- Other duties as may be assigned by the THSO/LEL.

The main goals and objectives are in alignment with the THSO's mission: to reduce injuries, fatalities, and economic losses on TN roadways. The most important factors in the success of state-wide highway safety programs are the involvement of law enforcement agencies on the local level and their enthusiasm and interest in the programs. Grants were awarded to 20 agencies representing 18 networks within the four LEL regions.

Agency	Region	FFY16 Grant Amount	Funding Source
Belle Meade Police Department	Middle	\$15,000.00	402
Benton Police Department	Cumberland	\$15,000.00	402
Blount County Sheriff's Department	East	\$14,999.92	402
Brownsville Police Department	West	\$15,000.00	402
Centerville Police Department	Middle	\$15,000.00	402
Cocke County Sheriff's Department	East	\$15,000.00	402
Cookeville Police Department	Cumberland	\$14,999.92	402
Dover Police Department	Middle	\$15,007.65	402
Greene County Sheriff's Department	East	\$15,000.00	402
Kimball Police Department	Cumberland	\$15,000.00	402
Lewisburg Police Department	Middle	\$15,000.00	402
Lexington Police Department	West	\$14,989.20	402
Madison County Sheriff's Department	West	\$14,948.72	402
Memphis Police Department	West	\$15,126.00	402
Metro Moore County Sheriff's Department	Middle	\$15,000.00	402
Roane County Sheriff's Office	East	\$15,000.00	402
Shelby County Sheriff's Office	West	\$15,000.00	402
Soddy-Daisy Police Department	Cumberland	\$15,000.00	402
Unicoi County Sheriff's Department	East	\$15,000.00	402
Union City Police Department	West	\$15,000.00	402

The success of the program was measured by:

- The number of agencies participating in monthly Network meetings;
- The number of law enforcement agencies participating in planned enforcement initiatives;
- The participation level of the agencies in the Network in national campaigns;
- The number of law enforcement officers within the network receiving training; and
- The number of agencies implementing TITAN to download crash results electronically.

The number of agencies participating has increased, and network meetings are well attended. Reporting was over 99 percent for the national mobilization periods. Participation results by campaign are included below. Multi-jurisdictional and regional enforcement events took place in all regions of the state with participation from several agencies.





<b>Holiday Impaired Driving (Enforcement: 12/18/15 - 1/3/16)</b>			
<b>Law Enforcement Agencies</b>	<b>Participating This Period</b>	<b>Reporting This Period</b>	
State Police Patrol Districts	8	8	100.00%
County Sheriff's Office	80	80	100.00%
City/Town Police	214	214	100.00%
College/University Police	7	7	100.00%
Railroad Police	1	1	100.00%
Federal Agency	0	0	100.00%
<b>Total</b>	<b>310</b>	<b>310</b>	<b>100.00%</b>

<b>Click it or Ticket (Enforcement: 5/23/16 - 6/5/16)</b>			
<b>Law Enforcement Agencies</b>	<b>Participating This Period</b>	<b>Reporting This Period</b>	
State Police Patrol Districts	8	8	100.00%
County Sheriff's Office	81	81	100.00%
City/Town Police	215	211	98.14%
College/University Police	8	8	100.00%
Railroad Police	0	0	0
Federal Agency	0	0	0
<b>Total</b>	<b>312</b>	<b>308</b>	<b>98.72%</b>

<b>Drive Sober or Get Pulled Over (Enforcement: 8/19/16 - 9/05/16)</b>			
<b>Law Enforcement Agencies</b>	<b>Participating This Period</b>	<b>Reporting This Period</b>	
State Police Patrol Districts	8	8	100.00%
County Sheriff's Office	81	81	100.00%
City/Town Police	215	215	100.00%
College/University Police	8	8	100.00%
Railroad Police	0	0	0
Federal Agency	0	0	0
<b>Total</b>	<b>312</b>	<b>312</b>	<b>100.00%</b>

## PROGRAM HIGHLIGHTS

### *Belle Meade Police Department, TITAN Network*

The TITAN Network consists of four counties in northern middle Tennessee; there are 24 departments participating. The TITAN Network had a 100 percent reporting rate for the entire grant period during enforcement periods. The Network Coordinator provided support to the agencies through phone calls,

emails, or visits. Monthly meetings were conducted, which consisted of lunch and training. The average attendance for the network meetings was approximately 25-30 people.

*Shelby County Sheriff, Special Traffic Enforcement Program*

The Network Coordinator worked closely with the West Tennessee LEL and attended all network trainings. The Network Coordinator was responsible for forming a joint partnership with the Shelby County Sheriff's Office, TN Highway Patrol, and Memphis Police Department during the Easter holiday weekend; the mission was to detect impaired drivers and prevent fatal crashes in Shelby County. Officers focused on detecting hazardous moving violations, impaired drivers and seat belt violations. The Network Coordinator also worked closely with MADD this year to help during their biggest fundraiser, the Walk like MADD event, which raised over \$24,000 to help eliminate drunk and drugged driving.

In FY2016, the Network Coordinator enlisted and encouraged network participation in campaigns and campaign reporting. The Network Coordinator also established relationships with agencies and personnel throughout the network community, which are maintained through frequent emails and phone communications as well as monthly and quarterly network meetings. The Network Coordinator also encouraged agencies to participate in the announced campaigns and made sure that the network achieved 100 percent campaign reporting. Further, the SAFE campaign (Seat belts Are For Everyone), which is aimed at increasing seat belt usage across the state, had 100% participation in the West TN Network.

*Lexington Police Department, South Western Traffic Enforcement Network*

The Lexington Police Department continued the grant year with 675 hours of saturation patrols that focused on identified peak crash periods and locations related to alcohol/drug impaired drivers.

Lexington Police noted some significant statistical changes during the grant year when compared to 2015 crash data. A 0.33 percent overall increase in the total number of crashes was experienced in the City of Lexington during the grant year. Injury crashes decreased by 6.35 percent and property damage crashes increased by 1.29 percent. Most significantly, the number of fatal crashes declined by 50 percent within the jurisdiction during the fiscal year compared to 2015 data.

The Network Coordinator also attended all THSO-sponsored meetings during this time and reported all enforcement data during sponsored reporting campaigns. The police department also provided assistance to 19 law enforcement agencies throughout the law enforcement network related to THSO's enforcement campaigns and achieved 100 percent reporting during the grant year for the region. Technical assistance was also provided to these agencies in areas related to grants management and applications.



# Law Enforcement Training



The Tennessee Highway Safety Office (THSO) is committed to providing law enforcement officials, judicial members, prosecutors, and certain community advocates with the latest information, best practices, and training to effectively enforce, uphold, and communicate traffic safety. The THSO training is divided into three tracks:

- Track I—Law Enforcement Only
- Track II—Law Enforcement/Non-Law Enforcement
- Track III—Judicial

Law enforcement officials seeking Peace Officers Standards of Training (POST) certified credits are encouraged to attend and successfully complete THSO training. Students participating in courses offered under the Law Enforcement Track will receive POST credits. Training is offered at multiple locations across the state. FY2016 was a successful year for training as evidenced by the table that follows:



Training Courses	Number of Classes	Students Trained
Advanced Traffic Crash Investigation	4	37
Advanced Roadside Impaired Driving Enforcement	11	221
At-Scene Traffic Crash Investigation	4	64
32-Hour Standardized Child Passenger Safety	10	214
24-Hour Child Passenger Safety Certification Course	8	116
Standardized Child Passenger Safety Renewal	9	68
Drug Recognition Expert	2	38
6-Hour CEU Training for Current Techs	5	41
Occupant Protection Track- CPS Pre-Conference	1	127
Drug Recognition Expert In-Service	1	75
DUI Detection and Standardized Field Sobriety Testing	15	284
Law Enforcement Instructor Development	6	120
Carfit/Senior Driver	2	21
RADAR/LIDAR Instructor	3	37
Standardized Field Sobriety Testing Instructor Development	1	21
DUI Detection and SFST Instructor Update	1	77
Traffic Crash Reconstruction	4	42
Motorcycle Crash Investigations	2	35
Traffic Crash Scene Photography	1	11
Traffic Crash Investigation Involving Pedestrians	2	15
Motorcycle Safety and Enforcement	2	20
CPS Restraint Systems on School Bus	1	36
Impact Teen Driving	2	93
STOPS (Strategies and Tactics of Patrol Stops)	4	49
<b>Total</b>	<b>104</b>	<b>1,804</b>

## IMPACT

Providing specialized traffic enforcement training to law enforcement personnel has had an enormous and far reaching impact on highway traffic safety in the state. Specialized training enhances the quality of highway traffic enforcement. One example of specialized training that enhances highway traffic safety enforcement is the drug recognition expert (DRE) program.

## PARTNERS IN TRAINING

Agency	Program	FFY16 Grant Amount	Funding Source
Columbia State Community College	Standardized Statewide Traffic Training for Law Enforcement	\$ 478,679.51	402

Columbia State Community College houses the Tennessee Highway Safety Training Center (THSTC), which provides standardized statewide training in traffic safety that promotes knowledge and skill in patrol stops and crash investigation. The courses meet NHTSA and THSO standards for training, receive Tennessee

POST approval for training, and include related Tennessee code and case law relative to every class. All course curricula are continuously updated with the latest information available and any newly enacted laws.

The THSTC also trained officers in traffic safety-related courses, including instructors in RADAR/LIDAR, STOPS Instructor Re-certification, and Basic and Advanced Traffic Investigations.

THSTC standardized course evaluation forms are utilized to collect uniform data for all classes on content applicability, instructor competency, likes and dislikes of the course, anticipated changed behavior as a result of the course, and specific data on course-related outcomes, e.g. the frequency of course attendees performing traffic stops and crash investigation. Further, the THSTC conducts follow-up evaluations with all officers completing instructor courses to track data on how many officers have offered formal/informal training as a result of the THSO class. THSO training for law enforcement officers is promoted through multiple avenues: the THSO website, social media, Tennessee Association of Chiefs of Police Newsletter, Tennessee Sheriff Association Newsletter, conferences, Tennessee Law Enforcement Training Officers Association (TLETOA), and by the Law Enforcement Liaisons (LELs) at monthly and quarterly network meetings.

### **TN TRAFFIC SAFETY RESOURCE PROSECUTORS**

In addition to the total number of persons trained through the THSTC, the Tennessee Traffic Safety Resource Prosecutors trained 1340 law enforcement officers and 336 prosecutors in multiple classes related to highway safety.





# Teen Drivers Program

## GOAL

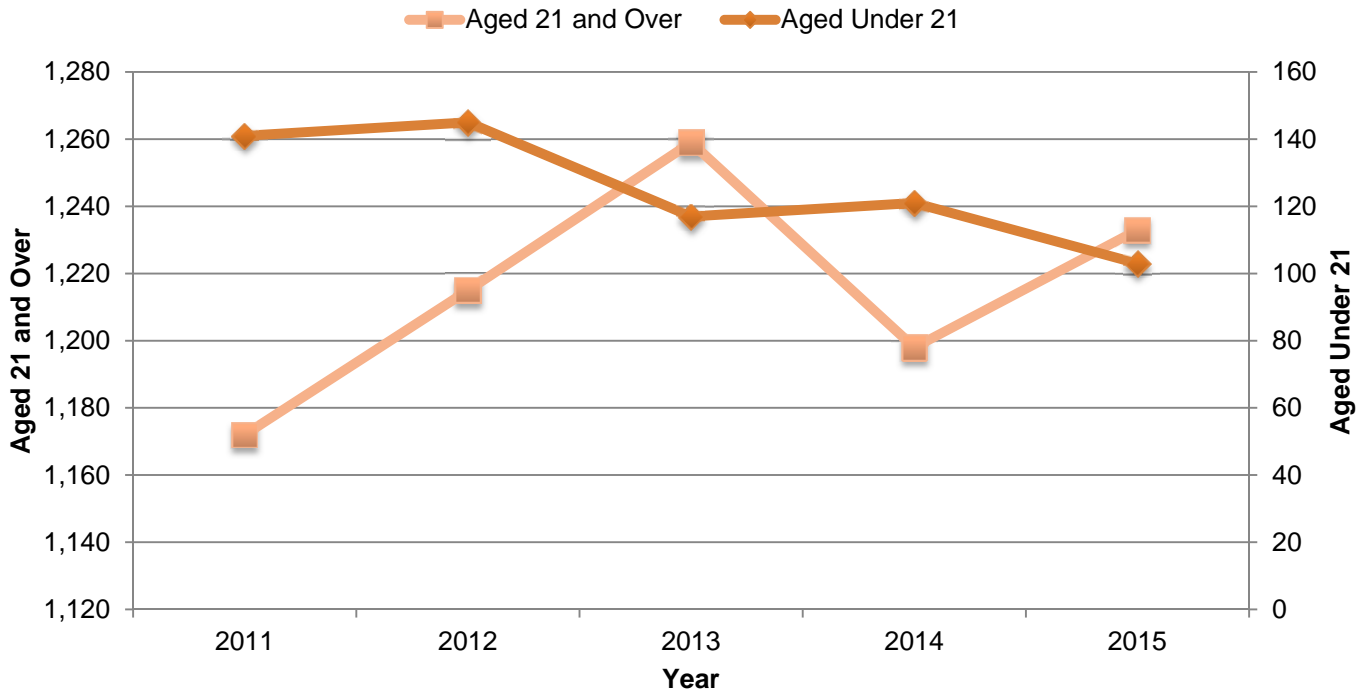
Decrease the number of fatalities, crashes, and injuries involving teen drivers by the end of FY2016.

## OBJECTIVES AND RESULTS

1. Core Performance Measure: Decrease the number of drivers age 20 or younger involved in fatal crashes 7.76 percentage points from the 2013 calendar base year of 116 to 107 by December 31, 2016.

**Result:** Based on FARS data, Tennessee had 103 drivers under age 21 involved in fatal crashes in 2015, meeting the target.

### Drivers in Fatal Crashes by Age, Tennessee



- To reduce the number of youth drivers between the ages of 15-19 killed in motor vehicle crashes by 10 percent, from a 2013 baseline of 33 fatalities to 30 fatalities.

**Result:** Tennessee had 37 drivers between the ages of 15-19 involved in fatal crashes in 2015.

**Persons Age 15 to 19 Killed in Tennessee Traffic Crashes**

	2011	2012	2013	2014	2015
<b>Drivers</b>	52	58	33	36	37
<b>Others</b>	25	32	19	28	28
<b>Total</b>	<b>77</b>	<b>90</b>	<b>52</b>	<b>64</b>	<b>65</b>

- To decrease the number of 15 to 19-year old drivers seriously injured in all traffic crashes by 10 percent by the end of 2016, from a 2013 baseline of 434 seriously injured to 390 seriously injured.

**Result:** The number of 15 to 19-year old drivers seriously injured in Tennessee traffic crashes increased to 521 in 2015.

- Increase the number of youth ages 15- to 17-years-old licensed through the Graduated Driver's licensing process.

**Result:** The total number of youth licensed through the Graduated Driver's licensing process has increased steadily since 2012 as seen in the following table.

**Tennessee Licensed Drivers by Age Under 18**

Age	2011	2012	2013	2014	2015
<b>14</b>	10	7	11	11	22
<b>15</b>	28,106	26,766	27,432	27,958	28,544
<b>16</b>	47,868	47,266	47,107	48,803	48,596
<b>17</b>	54,855	54,858	54,936	55,354	56,467
<b>Total</b>	<b>130,839</b>	<b>128,897</b>	<b>129,486</b>	<b>132,126</b>	<b>133,629</b>



## ACTIONS TAKEN

The Tennessee Highway Safety Office (THSO) partnered with 17 agencies in FY2016 on different statewide enforcement and education initiatives that target teen drivers:

Agency	Program	FFY16 Grant Amount	Funding Source
Cheatham County Schools	T.I.E.S. Teach Involve Encourage & Save III	\$17,840.00	402
Cookeville Police Department	Traffic Education Saves Teens (TEST)	\$26,940.00	402
Cumberland County Sheriff's Department	Young Drivers	\$42,285.00	154AL
Jackson Area Council on Alcohol and Drug Dependency (JACO)	TN Teen Institute	\$7,500.00	402
Lincoln County Sheriff's Department	Lincoln County Teen Driver Safety Initiative	\$17,300.00	402
Rutherford County Sheriff's Office	Rutherford County Teen Driver Safety	\$27,873.44	402
SADD	A Comprehensive Approach to Reducing Teen Crashes and Fatalities	\$131,345.50	402
Sumner Teen Center	Safe Driving Workshop at Sumner Teen Center	\$16,400.00	402
Tennessee Trucking Foundation	Teens & Trucks Share the Road	\$50,000.00	402
TjohnE Productions, Inc.	ThinkFast Young Adult Impairment Driving Prevention Project	\$223,000.00	405d
ASAP of Anderson County	Alcohol Education and Safe Driving in Anderson County Tennessee	\$23,338.17	405d
Martin Police Department	C.A.R.D.	\$34,829.34	405d
Memphis Police Department	Comprehensive Alcohol Risk reDUCTION (C.A.R.D.)	\$108,384.00	405d
Mothers Against Drunk Driving	Underage Drinking Prevention	\$100,502.10	405d
Murfreesboro Housing Authority/CADCOR	CADCOR Safety First	\$95,000.00	405d
Tennessee Secondary School Athletic Association	DUI Education Team	\$60,000.00	405d
Williamson County Juvenile Court	Williamson County Juvenile Court	\$60,000.00	405d

With continued targeted awareness and education saturating the state's schools and communities, the number of teen injuries and fatalities will continue to decrease.

## HIGHLIGHTS OF OUR PARTNERS

### *TJohnE Productions – ThinkFast Interactive Game Shows*

ThinkFast Interactive is an evidence-informed program of TjohnE Productions that uses a trivia-based game show format designed around active learning theories in order to connect young people with factual, relevant information related to personal safety issues. For the FY2016 grant year, the THSO and the Nissan Foundation partnered with TjohnE Productions to support the local efforts of 78 schools to reduce teen motor vehicle injuries. Combining both THSO and Nissan sponsored events, approximately 51,000 teens participated/were exposed to ThinkFast Interactive.



### *TSSAA DUI Education Team*

The DUI education team of the Tennessee Secondary School Athletic Association (TSSAA) was established to educate youth and adults in schools across the state of Tennessee about the dangers of drinking and driving and riding with someone intoxicated. The team's programmatic goals are to increase knowledge and improve attitudes toward safe driving policies related to zero tolerance and increase awareness of the dangers of risky behaviors related to drinking and driving. In FY2016, the DUI education team spoke to 27,360 students and adults across the state of Tennessee in 112 sessions.

### *SADD TN*

Students Against Destructive Decisions (SADD) is an established organization committed to saving lives by empowering teens to stand strong against making destructive decisions. The SADD TN program provides support to registered chapters across the state and disseminates information to youth across Tennessee about the importance of safe driving. One of SADD's focus areas for this grant year was to focus on capacity building and replication. Tennessee



SADD grew from 52 to 68 chapters during the 2016 grant year, an increase of 24 percent. As of September 30, 2016, there are SADD chapters in 39 of the 95 counties in Tennessee, with a total student reach of just under 100,000.

Tennessee SADD hosts an annual three-day student leadership retreat to create, train, and sustain the student leaders needed to conduct SADD programming across the state. The student leaders who attend are also trained in leadership and advocacy skills. The skills they develop help them make positive impacts not only in their lives, but also in the lives of others in their respective communities. This year, more than 100 students applied to attend the retreat. SADD was able to fund 85 students and advisors.

Three "What Do You Consider Lethal?" trainings were held this grant year in Knoxville, Jackson, and the Public Information Officers training for the Tennessee Highway Patrol. There were 135 attendees from law enforcement as well as other traffic safety professionals. Feedback came in the form of electronic surveys. Forty-five percent of the respondents indicated that they were law enforcement officers. Best practices continue to show that a blended approach of enforcement and peer-to-peer education are essential to raising risk perception and decreasing crashes. This has been effective in Tennessee.

This year SADD also increased its focus on social media, adding roughly 100 followers on Facebook and aligned posts with those of the Tennessee Highway Safety Office and the National Highway Traffic Safety Administration. According to Facebook metrics, weekly reach or the number of people (unique users) who have seen any content associated with the Tennessee SADD Facebook page is up 631 percent from the previous grant year. Last grant year, SADD TN reached 140,898 people with their Facebook page.

*CADCOR (Community Anti-Drug Coalition of Rutherford County)*

The Community Anti-Drug Coalition of Rutherford County (CADCOR) works to prevent and reduce alcohol use among youth ages 13-20 in Rutherford County, Tennessee. CADCOR was able to implement the Alcohol Edu program into four Rutherford County schools for the 2015-2016 school year. According to EverFi's Alcohol Edu Tennessee data for 2015-2016, which was released in July of 2016, Tennessee's students increased their scores on assessment tests by an average of 51 percent (from 51 before the course to 77 after). Based on the Alcohol Edu assessment tests, students showed the greatest educational gain in Brain and Body Impact and Laws and Community Issues.

*Tennessee Tech University: Reduce TN Crashes Program*

Reduce TN Crashes is designed to increase awareness of safe driving practices amongst teens by facilitating and rewarding activities that are rooted in promoting teen traffic safety. Reduce TN Crashes ([www.reduce tn crashes.org](http://www.reduce tn crashes.org)) continued to see increased school involvement during FY2016. With 22 new schools signing up to participate, approximately 174 schools make up the statewide enrollment, representing 88 of the 95 counties in Tennessee. Over 728 traffic safety activities have been completed since the program's inception. Five schools have reached the gold level, 13 schools are at silver, and 33 schools are at bronze.





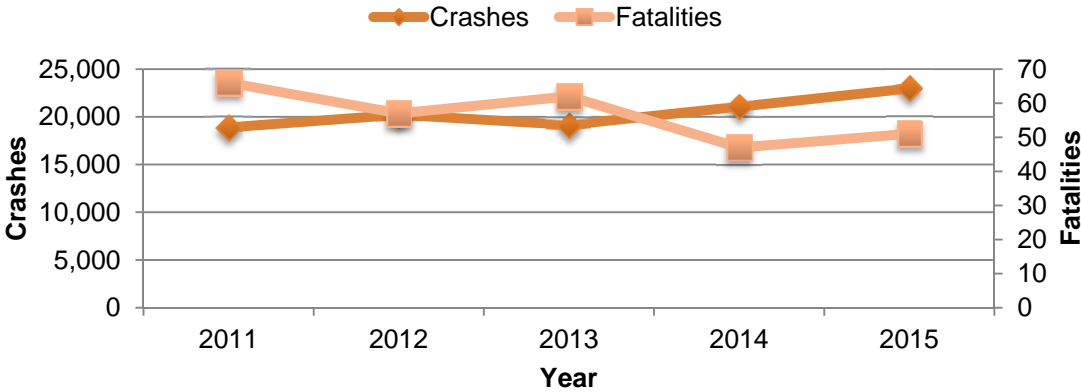
Distracted driving is any activity that could divert a person’s attention away from the primary task of driving. These distractions shift the focus on another activity instead. Consequently, they endanger driver, passenger, and even bystander safety.

**OBJECTIVES AND RESULTS**

- 1. Reduce the number of distracted driving crashes by 5 percent from 2013 by the end of 2016.

**Result:** Tennessee officials in 2013 recorded 62 deaths and 19,146 crashes caused by distracted driving. The number of crashes increased in 2015 to 22,974.

**Tennessee Crashes and Fatalities Involving Distracted Drivers**



- 2. Reduce the number of distracted driving fatalities by 10 percent from 62 in 2013 by the end of 2016.

**Result:** Distracted driving fatalities in Tennessee were reduced to 51 in 2015.

## ACTIONS TAKEN



In 2016, the THSO continued its Thumbs Down campaign to bring awareness to texting and driving. Partner agencies were encouraged to participate in the campaign during the month of April, which is recognized nationally as Distracted Driving Awareness Month. As part of the program, both radio and digital media was used to increase awareness and provide information at the local community level about the dangers of texting and driving. Partners were encouraged to contact the Tennessee Highway Safety Office to obtain a media toolkit and information about the initiative. An informational website, [www.thumbsdowntn.com](http://www.thumbsdowntn.com), is maintained to share statistics and information with the general public as it pertains to texting and driving.

The #ThumbsDownTN hashtag was created in 2015 to begin a grassroots effort of peer-to-peer influence. THSO partners and the public were asked to demonstrate their disapproval of texting while driving by posting thumbs down selfies using the hashtag. This social media campaign engaged users on Twitter, Facebook, and Instagram combined.



The THSO also partnered with AT&T ® to bring a virtual reality simulator to Lipscomb University and the University of Tennessee at Chattanooga. Students experienced firsthand how dangerous it is to take their eyes off the road and look at a phone.

## ACTIONS TAKEN

The Tennessee Highway Safety Office (THSO) partnered with four agencies in FY2016 on different statewide enforcement and education initiatives that target distracted drivers:

Agency	Program	FFY16 Grant Amount	Funding Source
Brownsville Police Department	West Tennessee Drive Safe Grant	\$15,000.00	402
East Ridge Police Department	East Ridge Police Department Distracted Driving Initiative	\$7,760.00	402
East Tennessee State University, Department of Public Safety	Distracted Driving	\$15,000.00	402
Putnam County Sheriff's Department	D2 Awareness	\$11,620.00	402

## HIGHLIGHTS OF OUR PARTNERS

### *Brownsville Police Department: West TN Drive Safe*

Through the West TN Drive Safe grant, the Brownsville Police Department diligently worked to improve student and community education in relation to impaired and distracted driving. The program targeted young drivers with a primary focus upon the dangers of texting and distracted driving. The police department participated in 41 events across West Tennessee. 1592 people drove the simulator and completed the survey, with an estimated 600 additional youth who watched the system in operation, but did not drive the simulator. 74 percent of the people who were surveyed confirmed that the program changed their views on distracted driving, a three percent increase from last year.

This year, the West Tennessee district saw a reduction in the amount of distracted driving crashes by 4.5 percent compared to last year.



*Putnam County Sheriff's Department: D2 Awareness*

A partnership has been established between the Putnam County schools and the sheriff's department when it comes to providing awareness, education, enforcement of distracted driving laws. The purpose of the D2 Awareness program is to provide an additional safety module to the school system's existing Driver's Education program. The ability for students and parents to experience an interactive environment through the use of a distracted driving simulator enables them to feel first hand the consequences of poor decisions when driving. The school resource officers reinforce the education and awareness material being presented to the students at the school-sanctioned parent meetings.



# Senior Drivers



The Tennessee Highway Safety Office (THSO) works collaboratively with local, state, and national level agencies to plan, initiate, and implement strategies aimed at increasing awareness and opportunities for education and training that target senior drivers to reduce injuries and fatalities from motor vehicle crashes.

## GOALS AND RESULTS

1. Manage and evaluate aging road user safety, access, and mobility activities to maximize the effectiveness of programs and resources by promoting active participation and multidisciplinary involvement of agencies and organizations responsible for or impacted by aging road user safety, access, and mobility; identifying and evaluating the effectiveness of programs and initiatives; monitoring and evaluating the performance measures and effectiveness of the Aging Road User Strategic Safety Plan.

**Result:** The Tennessee Coalition for Aging Driver Safety committees have met several times during the project year to collaborate on topics that include: education, training, and evaluation; alternative transportation; research and evaluation methodology; and strategic planning. The current initiative targeting Department of Motor Vehicle (DMV) employees is undergoing development of an evaluation component to determine effectiveness related to increased knowledge. Other initiatives, such as targeting law enforcement and clinicians, are ongoing.

2. Obtain and provide the best available data to assist with decisions to improve aging road user safety, access, and mobility.

**Result:** Increasing consistency in data collection and reporting achieving objective enables us to better analyze and compare the projected versus the actual fatalities for high-risk populations. To illustrate this point, actual fatalities for ages 65 and over, from the daily fatality report, dated November 15, 2016, were compared to the calculated adjusted amount of fatalities. Instead of only a 7.8 percent increase in the number of fatalities from 2015, the actual increase is n55, which is an increase of 40 percent over the projected figure of 138. At a minimum, at least three different data sets will be utilized to support baselines and performance measure determinations.

3. Provide information and resources regarding aging road user safety, access, and mobility through partnerships, and increase the use of resources, information, and services available through the THSO's website, Aging Driver Safety page.

**Result:** Increasing awareness of information and resources available for aging road users has been achieved by working with many collaborative partners, including the Departments of Transportation, Safety and Homeland Security, and Health; the Tennessee Highway Patrol; the Commission on Aging; Area Agencies on Aging and Disability; AAA; AARP; the American and Tennessee Occupational Therapy Associations; the Alzheimer's Association; Tennessee Trucking Foundation; the Jackson Madison County Medical Center; and Tennessee Technological University.

The Senior Driver Summit provided information, resources, recommendations, and updates for all the program emphasis areas. Other educational initiatives were provided by some of our partners, and these included DMV training in May 2016 in Nashville, and at the statewide driver safety conference in October 2016 in Nashville. CarFit training was also provided for occupational therapy students on two different occasions in Jackson, Tennessee. Lastly, the AAA organization sponsored the CarFit Training Session at the 2016 Tennessee Lifesavers Conference.

The [tntrafficsafety.org/](http://tntrafficsafety.org/) website has been an invaluable resource for all stakeholders needing information pertaining to the safety of senior drivers. The most utilized resource for the current year was the Tennessee Senior Driver educational rack card, which highlights resources, initiatives, and information about senior driver safety. Originally designed for use at DMV locations in Tennessee, it is also being distributed by the Tennessee Trucking Foundation.

4. Promote the value of prevention strategies and early recognition of at-risk drivers to aging road users and stakeholders by increasing early detection of aging at-risk drivers through improved strategies for identification; increasing the resources, tools, and information available to aging road users with visual, cognitive, health related progressive disease/illness, and physical impairment; and working with physicians and/or the medical community to recognize and report aging-at-risk-drivers.

**Result:** The THSO worked to provide support to partners that include DMV, law enforcement, clinicians, senior adult center personnel, and occupational health representatives since they are currently the target audience for initiatives to support early detection and identification of high-risk seniors.

CarFit training opportunities have increased capacity for more community-level events to ensure that seniors "fit" their cars to minimize potential for injury and maximize the safety for seniors who are concerned about their safety. During the current project year, 114 technicians, 20 event coordinators, and two instructors have been trained. Infrastructure is now in place to work with senior drivers in western Tennessee as far west as Memphis, thanks to the hard work and efforts of some of our law enforcement network coordinators and Tennessee Highway Patrol partners.

Efforts have begun to work with clinicians within the medical community to ensure that at-risk drivers are identified and reported to the Medical Advisory Board and/or referred for an assessment, which might result in remediation, rehabilitation, or termination of driving.



5. Enhance aging road user safety and mobility through assessment, remediation, and rehabilitation by increasing access to low-income aging road users.

**Result:** During the project year, approximately 15 or 30 percent of the approved assessments were completed. The ability to recruit and assess patients was delayed due to concerns regarding the following: Institutional Review Board approval, HIPPA compliance, determination of data variables to collect



as part of the research methodology to support the hypothesis, and required training for staff working with the patients as part of the research project. Assessment and remediation efforts continued until the end of the project year. Projected performance measures will be to perform at a minimum 50-70 percent more assessments in the 2017 project year.

6. Promote safe driving and mobility for aging road users through licensing and enforcement by increasing the knowledge of law enforcement and licensing personnel on the recognition, assessment, and reporting of aging at-risk drivers.

**Result:** Educational training was provided to DMV staff at the Department of Safety DMV trainings in Nashville. Cody Stovall, with the Jackson Madison County Medical Center, provided the training that he developed to ensure that DMV staff would know how to identify high-risk senior drivers. He also provided education and training to support this objective at the 2016 Tennessee Lifesavers Conference as well as at the Senior Driver Summit in October 2016 in Jackson, Tennessee. Both law enforcement and DMV personnel were the targeted audiences in the latter two trainings.

7. Inform public officials about the importance of and need to support national, state, regional, and local policy and program initiatives that promote and sustain aging road user safety, access, and mobility.

**Result:** Social media for events such as the Senior Driver Summit and community-level CarFit events at Fairfield Glade were used to promote and inform the public about aging driver initiatives and mobility issues. The THSO Public Information Officer provided social media and press releases to support these efforts. Further, the goals and objectives of the THSO Senior Driver Strategic Plan align with performance measures of both the Tennessee Departments of Transportation and Safety and Homeland Security. Senior drivers, age 65 and older, are identified in state and national highway safety plans as well.

8. Work to bridge the gap between driving retirement and mobility independence by creating awareness about special challenges associated with the aging process and increased risk for injury and death from motor vehicle crashes for senior adults; providing education and support for initiatives related to the Yellow Dot program, AARP Smart Driver Program, and CarFit.

**Result:** Increased awareness is reflected in the accomplishments of the coalition work with Area Agencies on Aging and Disability. These exist in all regions of the state and offer transportation alternatives to support seniors who discontinue driving.

## GRANT AGENCY PARTNER

A grant was issued to the Jackson-Madison County Medical Center to implement the Safe Roads for Seniors initiative in Western Tennessee, which includes outreach into 17 rural counties.

Agency	Program	FFY16 Grant Amount	Funding Source
Jackson-Madison County Medical Center	Safe Roads for Seniors	\$51,000	402


The purpose of the project is to identify potential health and risk factors that reduce a senior driver's ability to drive safely. Funding supports the assessment or screenings for cognition, vision, and driving. The desired outcome is the production of a predictive analytic tool that will reduce significantly the costs associated with assessing at-risk drivers in the future. The project currently provides education/training to the following targeted audiences:

- Department of Motor Vehicle personnel to recognize the high-risk senior driver;
- Clinicians within the 17 county area to identify warning signs that warrant testing to determine fitness to drive;
- CarFit training for occupational therapy students; and
- Senior Driver Summit – training to support EMS, law enforcement, and DMV staff.

Data from assessments is being collected as a component of the project. Analysis of the first year's data illustrates that the SMARD score may be of predictive value. However, the number of participants is too small at this time.



# Pedestrian/Bicycle Safety



Pedestrian and bicyclists are some of Tennessee's most vulnerable populations, and their safety is an important priority. In fact, pedestrian and bicycle safety are an important component of the Vulnerable Road Users Emphasis Area Plan in the Tennessee 2014 Strategic Highway Safety Plan. In 2013, bicyclist fatalities accounted for 0.8 percent of the state's fatalities, which translated into a fatality rate of 1.23, which is lower than the national rate of 2.35. Tennessee's pedestrian and bicycle safety program includes both education and enforcement.

Specialized social media posts were created to educate the public about bicycle and pedestrian safety. The Tennessee Highway Safety Office also began work on creating a series of videos to educate the public. Two sessions at the Tennessee Lifesavers conference were dedicated to this topic: Creating a Pedestrian

and Bicycle Safety Improvement Program for Your Community and Increasing Bicycle and Pedestrian Enforcement Education and Outreach through Collaboration.

## GOAL

Decrease the number of pedestrian and bicyclist fatalities by the end of FY2016.

## OBJECTIVES AND RESULTS

1. To reduce the number of pedestrian fatalities from a 2013 baseline of 80 to 76 in 2016.

**Result:** Based on FARS data, Tennessee had 104 pedestrian fatalities in 2015.

2. To decrease the number of bicycle fatalities from a 2013 baseline of 8 to 7 in 2016.

**Result:** Based on FARS data, Tennessee had an increase in bicycle fatalities to 10 in 2015.

## GRANT AGENCY PARTNERS

Grants were issued to the Knoxville Police Department and the Collegedale Police Department to reduce the rate of death and to reduce the rate of injury to in bicycle and pedestrian crashes in the City of Knoxville and the Mid-Cumberland region of Tennessee. This region includes, but is not limited to Hamilton, Rhea, Grundy, Sequatchie, Bradley, Franklin, Meigs, and Bledsoe counties.

Agency	Program	FY16 Grant Amount	Funding Source
Knoxville Police Department	FY16 Pedestrian Safety Grant	\$20,000.00	402
Collegedale Police Department	Safety Initiative for Bicyclists and Pedestrians	\$39,489.00	402

**PROGRAM HIGHLIGHTS**

*Collegedale Police Department*

The Safety Initiative for Bicyclists and Pedestrians is a new program in FY2016. Program goals are to reduce the rate of death and to reduce the rate of injury in bicycle and pedestrian crashes in the Mid-Cumberland region of Tennessee.

Despite having a late start this grant year and experiencing a staff change, the program had a successful first year. Throughout their events/programming, they provided education and awareness accomplished in part by the distribution of helmets, law guides, bike safety coloring pages, and water bottles. Because of the NHTSA restriction on promotional/educational items, the agency established multiple partnerships and received donations. Events varied from rodeos, to slow rides, trike-a-thons, safety education classes, safety expos, commuting rides, and information booths. Partnerships established include Camp Big Fish, the YMCA, The Mission Chattanooga Preschool, Andy Burke's Mayors Initiative, Red Bank Officers, Chattanooga Officers, Outdoor Chattanooga, Hamilton County-Chattanooga Health Department, City of Cleveland, Cleveland Health Department, local bicycle shops, and multiple area schools. Further, a staff person on the grant was certified by the League of American Bicyclists, which allows her to teach the League's qualified materials and a list of courses to the general public.



# Emergency Medical Services



The Tennessee Highway Safety Office (THSO) funded five agencies during the FY2016 grant year to support Emergency Medical Services (EMS) targeted strategies aimed to achieve the following goals and objectives in Tennessee.

## GOAL

To improve motor vehicle crash survivability and injury outcomes by improving the availability, timeliness, and quality of emergency medical response and by improving state and community coordination of emergency medical services, public safety, and mass casualty response.

## OBJECTIVES

1. Increase education and training for first responders.
2. Reduce the impact of motor vehicle crashes for patients during the golden hour.
3. Improve health outcomes for Tennesseans and those who travel in Tennessee.
4. Increase visibility for crash scenes.

## RESULTS

The total amount of funding to support Tennessee EMS initiatives was \$44,895.22 with the average award amount of \$8,959.04 per agency. The smallest award was \$5,400 to the Crossroads Volunteer Fire Department in Whitwell, Tennessee, and the largest amount of \$10,000.00 was awarded to the Ashland City Fire Department in Ashland City, Tennessee. Two agencies purchased extrication equipment and provided extrication education and training to their countywide EMS personnel. Two agencies purchased lighting equipment and provided education and training to first responders to enhance visibility at crash sites and increase safety for emergency responders and law enforcement personnel working crash scenes. All eight agencies provided either initial EMS first responder or pre-trauma level education and training to ensure the provision of urgently needed medical treatment during the “golden hour” as transport times in rural Tennessee can be anywhere from 10-30 minutes or even longer depending on the location of the motor vehicle crash or incident. One western rural fire department, Huntingdon Fire Department, was able to train and certify six police officers as first responders to provide pre-hospital care for medical emergencies as a result of motor vehicle crashes.

<b>Agency</b>	<b>Initiative Type</b>	<b>Targeted Objectives</b>	<b>FY16 Grant Amount</b>
Ashland City Fire Department	First responder and extrication equipment acquisition/training	1, 2, 3, 4	\$10,000
Crossroads Volunteer Fire Department	Enhanced emergency scene safety and increased visibility for highway incidents	2,3,4	\$ 5,400
Dayton Fire Department	Enhanced highway safety and visibility for motorists and responders	1, 2, 3,4	\$ 9,500
Huntingdon Fire Department	First responder training and certification for Police Officers	1, 2, 3	\$10,000
Lexington Fire Department	Extrication equipment acquisition/training for risk reduction	2, 3, 4	\$ 9,900

## HIGHLIGHTS OF OUR PARTNERS

### *Ashland City Fire Department – First Responder and Extrication Equipment Training*

The goal of training 100 percent of the new fire department recruits to the level of first responders was achieved during the project year. Funding to support the cost of certification, training, and purchase of airbags and blades for extrication equipment were approved budgetary items. Extrication training focused on disentanglement skills, stabilization, providing medical treatment to victims, and controlling threats of fires at motor vehicle crash scenes.

### *Crossroads Volunteer Fire Department – Enhanced Emergency Scene Safety*

To support their goal of ensuring safety for all citizens and emergency responders at crash scenes, the agency increased the amount of reflective striping on their vehicles to bring them up to the current National Fire Protection Association (NFPA) 1901 standards. Additionally, they purchased new LED backup lighting systems for their vehicles and a portable LED sign to enhance safety in Marion County, which is primarily rural with narrow, winding, and hilly roadways.

### *Dayton Fire Department – Enhanced Highway Safety and Visibility*

The treatment of injuries sustained in motor vehicle crashes is the primary focus of the Dayton Fire Department. As part of their current project, other factors were addressed to ensure scene safety, reduce debris and fluid cleanup, and increase traffic-flow management around crash scenes. The successful implementation of this effort assured compliance with the Federal Highway Administration and the Occupational Safety and Health Administration’s Manual on Uniform Traffic Control Devices. Reports on scene findings will be maintained in an established incident reporting system.

### *Huntingdon Fire Department – First Responder Training and Certification*

The goal of providing First Responder emergency training and certification for four members of the city personnel was surpassed. In conjunction with the city police department, six individuals completed the training to increase the base of emergency care provided to crash victims during the “golden hour.”

*Lexington Fire Department – Extrication Equipment Acquisition and Training*

The Lexington Fire Department developed a Hazardous Materials Response Team in conjunction with the Henderson County Fire Department in 2002. The team consists of one hazardous material specialist, six hazardous materials technicians, and fifteen operations-level personnel. Since many of their crashes involve hazardous materials incidents and require victims to be extricated from their vehicles, the goal of this project was to purchase extrication equipment to ensure timely extrication and treatment of crash victims within the “golden hour.”





The Tennessee Highway Safety Office (THSO) has developed an integrated communications plan that works in tandem with the National Highway Traffic Safety Administration (NHTSA) National Communications Plan, as well as utilizes the unique opportunities that are available in the state of Tennessee. The plan focuses primarily on occupant protection and impaired driving through techniques that integrate marketing, i.e. brand recognition, method of delivery, target audience selection, demographic characteristics, and law enforcement efforts in order to support state laws and encourage behavioral changes.

Brand recognition in combination with the message itself can help build and sustain social norms. Booze It and Lose It is associated with the penalties of drinking and driving, and Click It or Ticket is associated and concerned with increasing seat belt usage. Both messages associate the brand with behavioral changes. Although media is not the only factor to change behavior, it can influence individuals by providing a sustainable message that, over time, can be persuasive and effective at modifying driver behavior.

Along with the aforementioned, the THSO engaged in a motorcycle awareness campaign to bring about awareness of motorcyclists on the road through the “Look Twice” message. Also, a distracted driving campaign was conducted to highlight the dangers of driving while distracted.

## GOAL

To mitigate crashes and fatalities by modifying perceptions and changing driver behaviors.

## OBJECTIVE

Provide educational messages through brand association geared towards changes of social norm behavior.

## EVALUATION

Attitudes and perceptions evaluations for a campaign are conducted via pre- and post-surveys for selected campaigns to determine if awareness has changed over time. Baseline evaluations have been conducted for selected campaigns and will be compared to the results gathered in previous year’s campaign evaluations.

## RESULTS

- Developed, planned, and executed the Booze It and Lose It, Holiday, Click It or Ticket, 100 Days of Summer Heat, and motorcycle safety campaigns as listed in the NHTSA Events and Activities Calendar; and
- Conducted attitudes and perceptions evaluations for selected campaigns utilizing The University of Tennessee Center for Transportation Research (UTCTR).



## FUNDS

Federal funding for the media marketing includes 402, 405b, 405f and 154PM, along with any new funding sources as they are made available to the Tennessee Highway Safety Office.

## MEDIA PARTNERSHIPS

The Tennessee Highway Safety Office (THSO) has participated in a number of sports-related media partnerships during FY2016 including the following:

Professional Athletic Teams:

- Tennessee Titans (football);
- Nashville Predators (hockey); and
- Memphis Grizzlies (basketball)

Collegiate Athletic Teams:

- The University of Tennessee;
- Vanderbilt University;
- The University of Memphis; and
- Middle Tennessee State University

The THSO partnered with private entities across the state to deliver its messages at football events such as the Southern Heritage Classic, the Music City Bowl, and the Liberty Bowl; the eight minor league baseball teams; the 15 motorsports venues; high school sports statewide; DMV offices statewide, as well as various other events that attract the target demographic.

The “Booze It and Lose It” tag also was utilized at high school events through the Tennessee Secondary School Athletic Association (TSSAA). High schools from across the state competed for the number one top-ranking team based on school classification, including high school football, high school basketball, baseball, track, and soccer championships. These events collectively drew a large number of students in addition to parents, grandparents, and other interested visitors throughout the state.

Further, the THSO provided 4,900,000 tickets for high schools to sell during sporting events. These tickets promoted the “Click It or Ticket” message and received the highest praise from students, parents, and school administrators across the state of Tennessee.

## CONTRACTED MEDIA SERVICES

The THSO contracted with Enviromedia, an Austin, Texas, based media marketing agency to provide media marketing/advertising services including design, production purchasing, and administrative reconciliation services to assist the state in its efforts to inform and educate the public on highway safety issues. Purchasing of radio, cable, and TV spots to air the THSO commercials was the primary services provided, although Enviromedia oversaw the production of a new seatbelt commercial titled “Excuses” and a new Booze It and Lose It commercial titled “It Doesn’t Matter...who your ride is.”

Enviromedia purchased media on behalf of the THSO for campaigns that are aligned with the NHTSA calendar and for some media as advised by the THSO. The various campaigns and the corresponding primary message for which Enviromedia purchased media include the following:

- Holiday Campaign – Booze It and Lose It;
- Distracted Driving Campaign – Thumbs Down to Texting;
- Motorcycle Safety Awareness – Share the Road;
- Click It or Ticket – Click It or Ticket;
- 100 Days of Summer Heat – Booze It and Lose It;
- July 4<sup>th</sup> – Booze It and Lose It; and
- Labor Day Campaign – Booze It and Lose It

## MEDIA EVALUATIONS

The Center for Transportation Research (UTCTR) at The University of Tennessee, Knoxville has been conducting interviews with residents of the state of Tennessee on behalf of the THSO since 2004 to measure driving habits and awareness of traffic safety slogans. Specifically, respondents have been asked about their recall and recognition of two slogans: Click It or Ticket and Booze It and Lose It. The timing of these interviews was scheduled to coincide with specific media campaigns sponsored by the Tennessee Highway Safety Office.

Surveys were conducted by telephone—using landline and cell phone sample—and by web between November 2015 and September 2016. A total of 4174 telephone and online surveys were collected during this time period.

Methodological adjustments have been required for survey research to keep pace with changes in how individuals communicate. Experience and demographic information supports the addition of surveys being conducted using cell phone sample and web panels to supplement landline sample. In an effort to increase participation of the younger demographic in Tennessee, methodology was changed during the previous grant year to include cell phone sample and online survey panels for those under the age of 45.

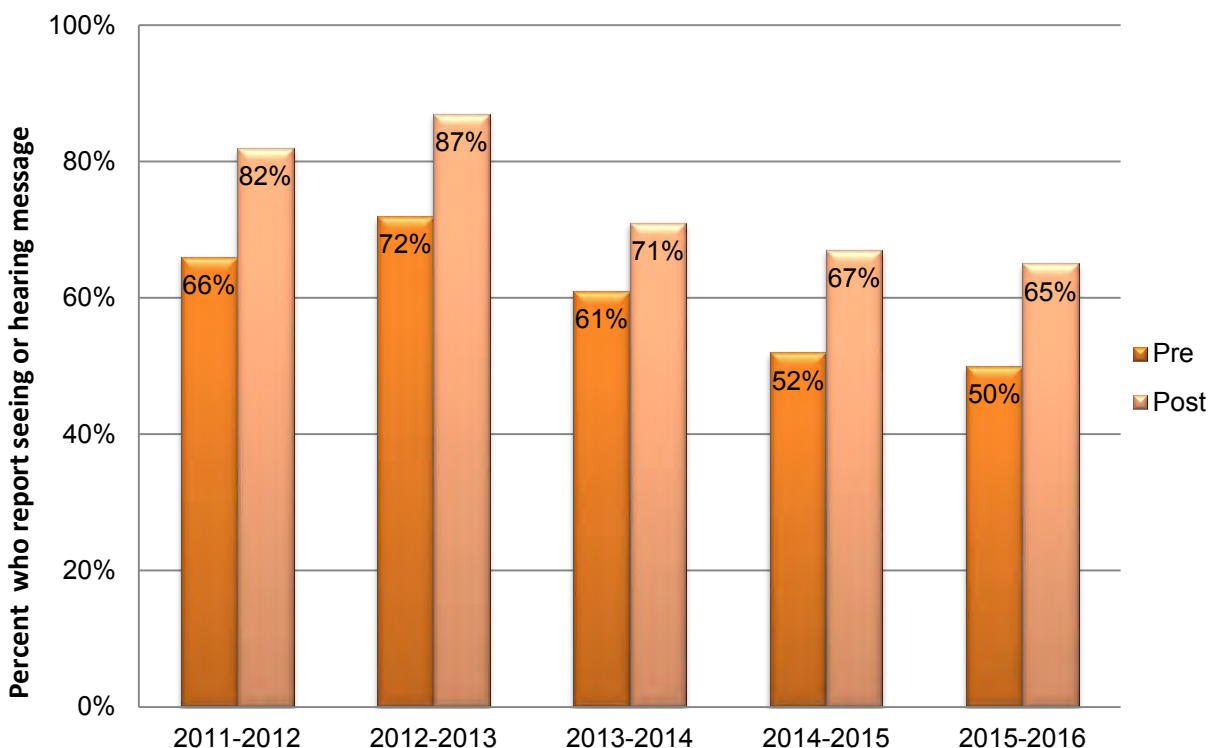
The findings of these surveys suggest that both campaigns have been reaching the general public with some level of success. Recognition has remained steady for both the Booze It and Lose It and Click It or Ticket slogans over the years, but dropped off slightly the past couple of years.

### *Booze It and Lose It Holiday Campaign*

The National Highway Traffic Safety Administration (NHSTA) conducted a paid media campaign during the holiday season to increase awareness of the dangers and consequences of impaired driving. During the Thanksgiving and Christmas season, two campaigns were highlighted: Drive Sober or Get Pulled Over and Buzzed Driving is Drunk Driving. Two rounds of surveys were conducted during the holiday season and have been defined as pre-campaign and post-campaign periods. The pre-campaign survey was conducted between December 4 - December 14, 2015, and the post-campaign survey was conducted January 4-January 12, 2016. A total of 1418 surveys were completed—717 during the pre-campaign and 701 during the post-campaign.

After peaking in 2012, the number of people who reported seeing or hearing an anti-drinking and driving message during the holiday season has declined. While the number increased significantly between the pre-campaign and post-campaign each year, the overall decline in exposure continued into the 2015 holiday season. During the 2015 holiday season, half of the respondents (49.9 percent) reported seeing or hearing an anti-drinking and driving message during the pre-campaign period. A significant increase was reported during the post-campaign with almost two out of three respondents (64.6 percent) indicating they had seen or heard this type of message in the past 30 days.

## Exposure to Anti-Drinking and Driving Message in Past 30 Days



A more in-depth analysis was conducted to gain a better understanding of how exposure to messages about drinking and driving might differ by age groups. The overall decline in exposure since the 2012-2013 grant year is reported consistently across all age groups. However, all groups except those over 65 years of age reported a significant increase in their level of exposure between the pre-campaign period and post-campaign period for this grant year. A full reporting of differences by age groups for the past five grant years is found in the following table.

Exposure to holiday anti-drinking and driving message for past five years across age categories							
In the past 30 days have you read, seen or heard any messages discouraging people from driving after drinking alcohol?		16 -25	26-35	36-45	46-55	56-65	66+
2015-2016	Pre	50%	55%	50%	53%	47%	39%
	Post	67%	72%	66%	70%	64%	41%
2014-2015	Pre	58%	54%	49%	63%	51%	38%
	Post	64%	70%	66%	68%	68%	65%
2013-2014	Pre	61%	63%	62%	60%	63%	54%
	Post	60%	75%	74%	70%	67%	69%
2012-2013	Pre	79%	71%	70%	65%	77%	70%
	Post	94%	94%	87%	96%	90%	76%
2011-2012	Pre	70%	66%	64%	60%	74%	66%
	Post	85%	79%	79%	78%	84%	84%

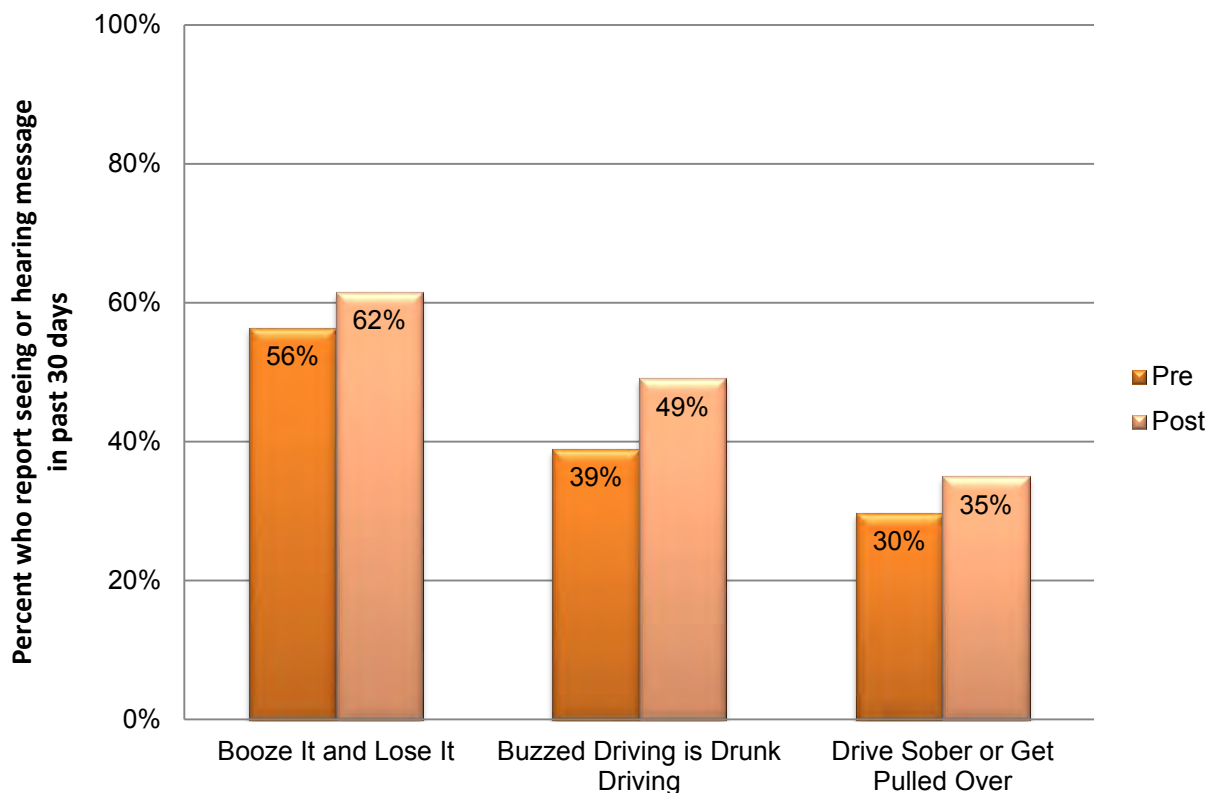
A few items to highlight from overall findings for the 2015 holiday campaign period are as follows:

- Men under the age of 35 are one of audiences targeted in anti-drinking and driving campaigns. Efforts to reach this demographic group appear to be successful. Reported exposure among this group to an ad discouraging impaired driving significantly increased from 54 percent during the pre-campaign period to 73 percent during the post-campaign period. All other age groups, except for those over the age of 65, reported an increase in exposure but not to the extent that was reported by young males.
- Television was the most frequently cited source for seeing or hearing a message about the dangers of impaired driving. Six out of ten of those who reported seeing or hearing a message (60 percent) indicated they had seen or heard it from this venue. There was little variation between pre and post campaign periods for exposure to a message from this source. Other popular sources of messaging were signs along the road—reported by 44 percent of those who had seen or heard a message—and hearing a message on the radio—reported by 29 percent.
- The most significant increase in exposure between pre-campaign and post-campaign periods was among young men who reported hearing a message on the radio. The percentage of young men under the age of 35 who heard a message on the radio increased from 35 percent during the pre-campaign period to 54 percent during the post-campaign period.
- About one out of three of those who reported seeing or hearing a message (35.1 percent) indicated they could remember the message or slogan without any prompting. There was a slight increase from the pre-campaign period reported during the post-campaign period—from 33.5 to 36 percent.
- “Booze It and Lose It” continued to be the slogan that respondents could most frequently name without prompting. Less than one out of 10 respondents overall (5.8 percent) could recall Booze It and Lose It, but approximately one out of three of those who indicated that they could recall a message (31.7 percent) named this slogan. There were no reported differences in ability to recall a message between the pre-campaign and post-campaign periods.

All respondents, regardless of whether they indicated they had seen or heard a message discouraging driving after drinking, were presented with a list of slogans and asked if they had seen or heard the slogans in the past 30 days. “Booze It and Lose It” was reported to be more widely recognized than “Buzzed Driving is Drunk Driving” or “Drive Sober Get Pulled Over.” An increase of exposure to all three of these messages was reported between the pre-campaign period and post-campaign period. However, the largest gain

between the two periods was reported for “Buzzed Driving is Drunk Driving”—from 38.9 percent to 49.1 percent. There were no detectable differences in reported exposure between slogans by any group—either age or gender. A summary of respondents’ recognition of slogans is provided in the following graph:

### Recognition of Anti-Drinking and Driving Slogans



A number of trends regarding recognition of Booze It and Lose It emerged:

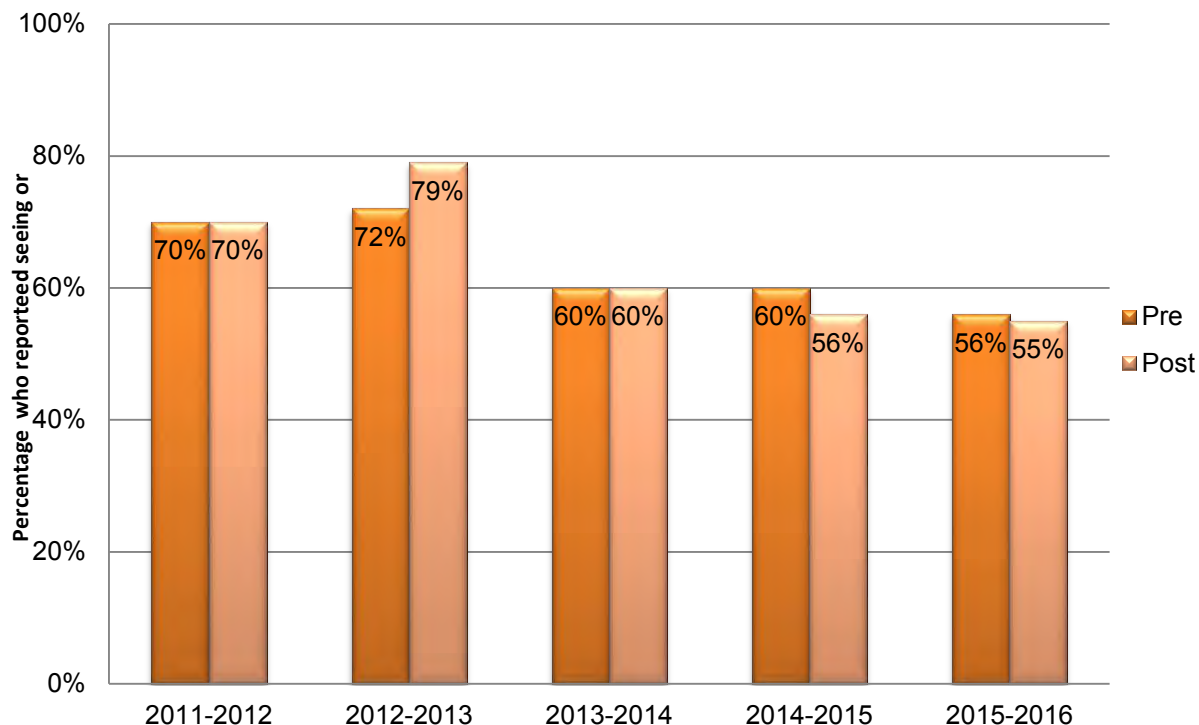
- Males were more likely than females to recognize Booze It and Lose It, and the gap widened during the post-campaign period. During the pre-campaign period, 56.1 percent of males indicated they had seen or heard the slogan compared to 52.8 percent of females. However, 67.4 percent of males compared to 57.6 percent of females during the post-campaign period reported they had seen or heard the slogan in the past 30 days.
- Younger respondents were also more likely to report that they recognized Booze It and Lose It. Approximately two out of three respondents (64.6 percent) 35 years of age and younger reported seeing or hearing this slogan compared to 48.9 percent of those over the age of 55.
- Overall, respondents living in the eastern region of the state were more likely than others to recognize the slogan—62.3 percent from East Tennessee; 58.4 percent from Middle Tennessee; and 51.8 percent from West Tennessee. However, substantial gains in recognition between pre-campaign and post-campaign periods were reported in West Tennessee—46 percent during the pre-campaign survey and 57.7 percent during the post-campaign survey.
- One out of three respondents who reported seeing or hearing Booze It and Lose It (32.6 percent) indicated they were able to relate “a great deal” to the message. Younger respondents and male respondents were significantly more likely to report they could relate to the message.

### Impaired Driving Summer Campaign

A media campaign focusing on enforcement efforts to combat impaired driving was conducted from August 17 - September 5, 2016. Surveys to measure exposure to the campaigns were conducted in two phases. The pre-campaign survey was conducted August 8 - August 16, 2016, and the post-campaign survey was conducted September 6 - September 15, 2016. A total of 1453 surveys were completed; 724 were completed during the pre-campaign and 729 during the post-campaign.

Consistent with trends detected for the summer campaign in previous grant years, there was little reported difference in level of exposure to an anti-drinking and driving message between the pre-campaign and post-campaign periods. The level of exposure to an anti-drinking and driving message during the summer months was similar to levels reported during the Thanksgiving and Christmas season—slightly more than half of the respondents indicated they had seen a message in the past 30 days. This can be seen in the graph below:

### Exposure to Anti-Drinking and Driving Message in Past 30 Days



Also consistent with findings from past summer impaired driving campaigns, there are no clear patterns in rates of exposure for different age groups. As can be seen in the following table, the pattern of seeing an increase in reported exposure between pre-campaign and post-campaign is lacking in some age groups. Furthermore, reported drops in rates of exposure between the two periods are found in some age groups.

In the past 30 days have you read, seen or heard any messages discouraging people from driving after drinking alcohol?		16 -25	26-35	36-45	46-55	56-65	66+
2015-2016	Pre	63%	55%	52%	55%	61%	56%
	Post	64%	63%	50%	52%	55%	51%
2014-2015	Pre	58%	68%	62%	60%	60%	50%
	Post	64%	63%	60%	52%	59%	37%
2013-2014	Pre	61%	65%	59%	54%	61%	53%
	Post	60%	62%	59%	63%	50%	62%
2012-2013	Pre	60%	70%	75%	73%	69%	74%
	Post	80%	85%	76%	79%	88%	73%
2011-2012	Pre	61%	64%	74%	78%	74%	62%
	Post	86%	74%	62%	74%	73%	67%

Similar to findings from the holiday campaign, television continued to be the most frequently cited source for seeing or hearing an anti-drinking and driving message. Slightly more than half of those who had seen or heard a message (54.2 percent) saw it on television. However, there was a dramatic decrease from what was reported during the holiday campaign in those seeing a message on a banner or sign along the roadside. Almost half of the respondents during the holiday campaign (44 percent) saw a message on a roadside sign, but slightly more than one out of four respondents (28 percent) reported seeing a similar sign during the summer campaign.

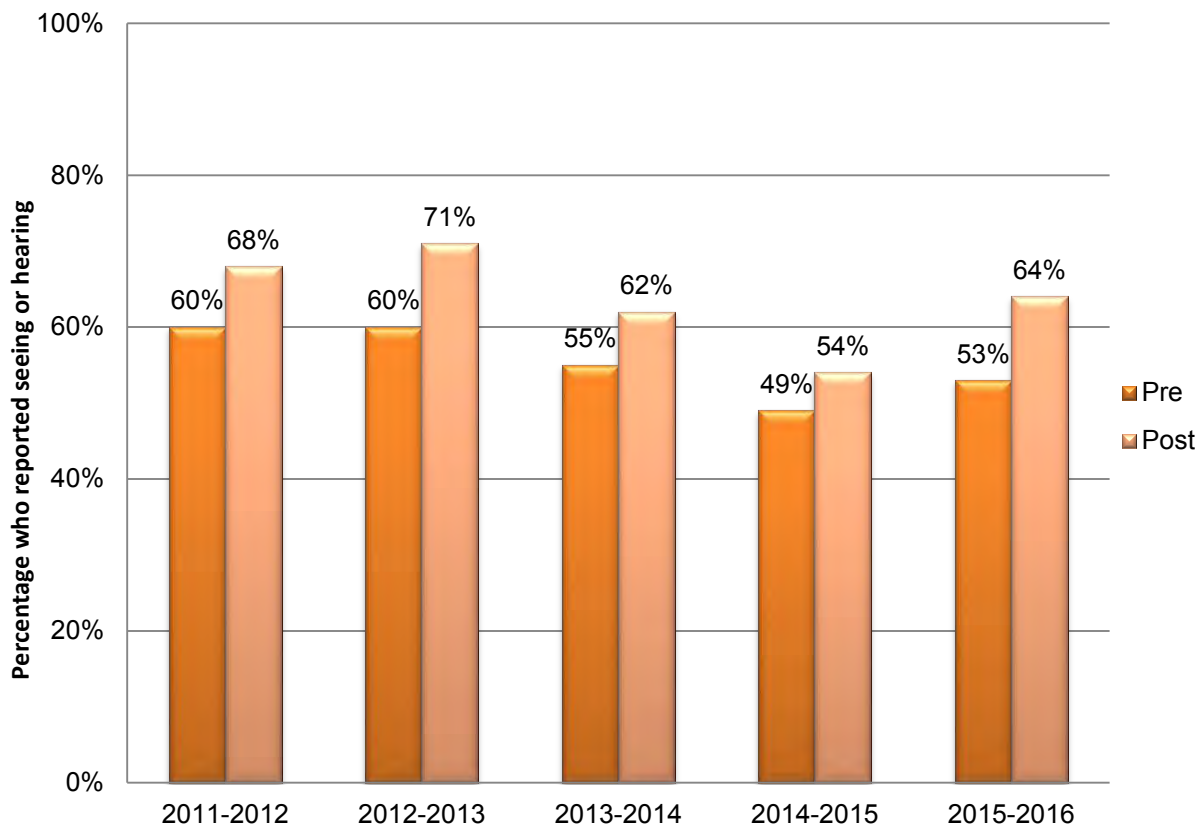
“Booze It and Lose It” continues to be the slogan respondents were best able to recall without prompting and most widely recognized message seen or heard in the past 30 days. Less than one out of ten respondents overall (6.7 percent) were able to name “Booze It and Lose It” without seeing or hearing a list of slogans. However, recognition grew significantly when presented with the slogans. About six out of ten (61.5 percent) indicated they had seen or heard “Booze It and Lose It” in the past 30 days when they were provided with a list of slogans. When the list was provided, one-third of the respondents (33.7 percent) also indicated they had seen or heard “Drive Sober or Get Pulled Over” in the past 30 days.

#### *Click It or Ticket Campaign*

The Click It or Ticket campaign ran May 16 - May 30, 2016. Two waves of surveys were conducted to coincide with the timing of the campaign. The pre-campaign survey was conducted ten days prior to the campaign between May 4 and May 15, 2016, and the post-campaign survey was conducted during a ten-day period after the conclusion of the campaign between May 31 and June 9, 2016. A total of 1303 surveys were completed—660 during the pre-campaign and 643 during the post-campaign.

Overall exposure to a seatbelt message increased from the 2014-2105 grant year timeframe and was closely aligned with findings from grant years prior to 2014-2015. More than half of all respondents (53.0 percent) indicated they had seen or heard a campaign encouraging the use of seatbelt during the pre-campaign survey. This level of reported exposure increased to 63.5 percent during the post-campaign survey. This can be seen in the following graph:

## Exposure to Message Encouraging Seat Belt Use



- Television and signs along a road were the most frequently cited sources for seeing a message encouraging people to wear a seatbelt message. However, the number of people who reported seeing a message on a road sign increased significantly between the pre and post campaign periods—from 52.3 percent to 64.5 percent of the respondents, respectively. Those reporting seeing or hearing a message on television remained stable—53.1 percent during the pre-campaign period and 51.2 percent after the conclusion of the campaign.
- Men were more likely than women to remember seeing or hearing a message about seatbelts in the past 30 days. The difference between genders was greatest during the pre-campaign period. Prior to the campaign, 57 percent of males indicated they had seen or heard a message compared to 49 percent of females. The gender gap narrowed after the campaign from 66 percent of males to 62 percent of females.
- Younger respondents were significantly more likely than those over 35 years old to see a message through social media. Approximately one out of four respondents 35 years old and younger (24.5 percent) indicated they had seen a message on Facebook or some other social media site. This steadily declined as respondents aged with no one over the age of 55 citing social media as a message source.

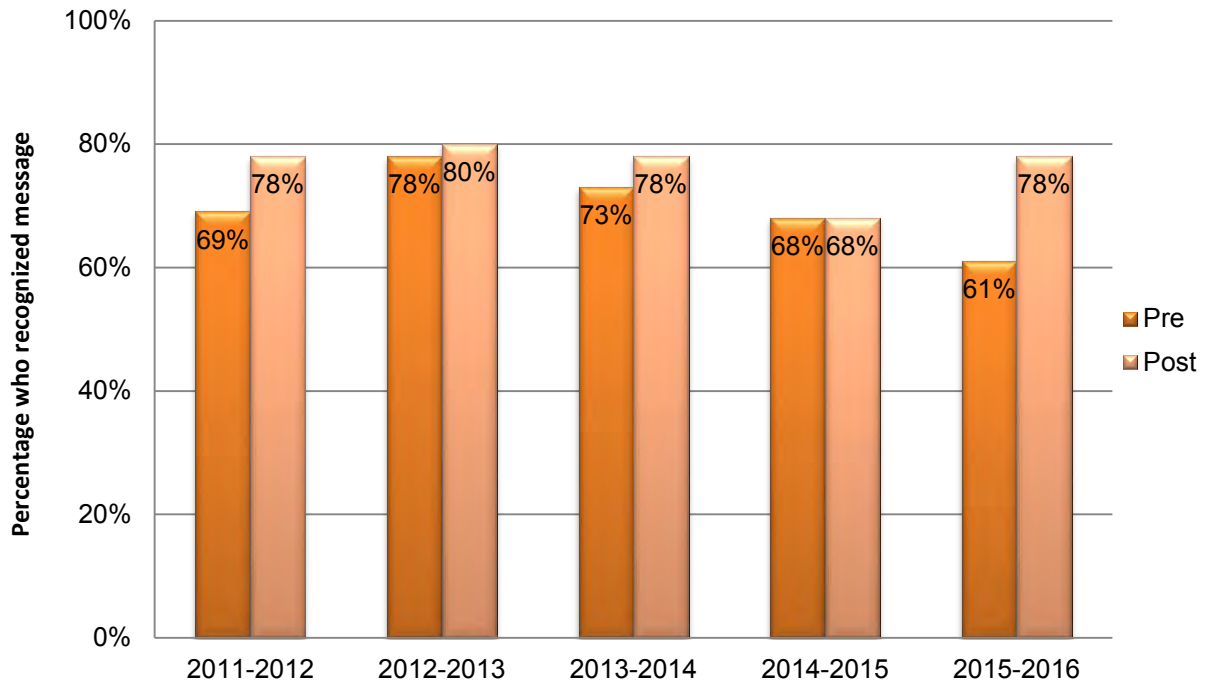
No clear trend emerged between age groups in their exposure to a seatbelt message. As seen in the following table, the youngest age group, 16 to 25 years of age, reported the highest level of exposure during both data collection time periods. However, the largest gain between the time periods was reported by this age group was reported for those between the age of 56 and 65.



Exposure to seatbelt message for past five years across age categories							
In the past 30 days have you read, seen or heard any messages encouraging people to wear their seatbelts?		16 -25	26-35	36-45	46-55	56-65	66+
2015-2016	Pre	60%	57%	53%	46%	45%	56%
	Post	73%	64%	62%	58%	65%	57%
2014-2015	Pre	54%	52%	57%	44%	47%	39%
	Post	70%	54%	47%	41%	69%	46%
2013-2014	Pre	61%	59%	42%	46%	71%	61%
	Post	68%	67%	57%	50%	76%	68%
2012-2013	Pre	74%	84%	52%	63%	66%	50%
	Post	70%	87%	72%	71%	72%	64%
2011-2012	Pre	64%	75%	63%	66%	57%	54%
	Post	79%	76%	76%	67%	68%	63%

“Click It or Ticket” continues to be the most widely recognized traffic safety slogans in Tennessee. When presented with a list of slogans, six out of ten respondents (60.5 percent) indicated they had seen or heard the slogan in the past days during the pre-campaign period. This grew to almost eight of ten respondents (77.9 percent) after the conclusion of the campaign. It also enjoys the highest frequency of people being able to recall a slogan without first seeing or hearing a selection of slogans or messages. Nearly one-fourth of all respondents (23.0 percent) were able to name “Click It or Ticket,” without prompting, as a slogan seen in the past thirty days that encourages seatbelt use. Recognition of “Click It or Ticket” over the years can be seen in the following graph.

**Recognition of Seeing or Hearing "Click It or Ticket" in Past 30 Days**



Similar to previous grant years, there was very little variation between different groups in reported recognition of “Click It or Ticket.” Although one trend, similar to last year, re-emerged and points to a gender difference in

level of recognition. However, the trend was opposite of last year. This year, women were more likely than men to recognize the slogan during the pre-campaign period: 64.2 percent of women compared to 57.0 percent of men. The difference again disappeared during the post-campaign period—79.3 percent of females and 76.5 percent of males.

A series of questions was added this year to measure exposure to a message that focuses on the excuses adults often use for not wearing a seatbelt. Approximately one out of five respondents (18.7 percent) indicated they had seen this type of message.

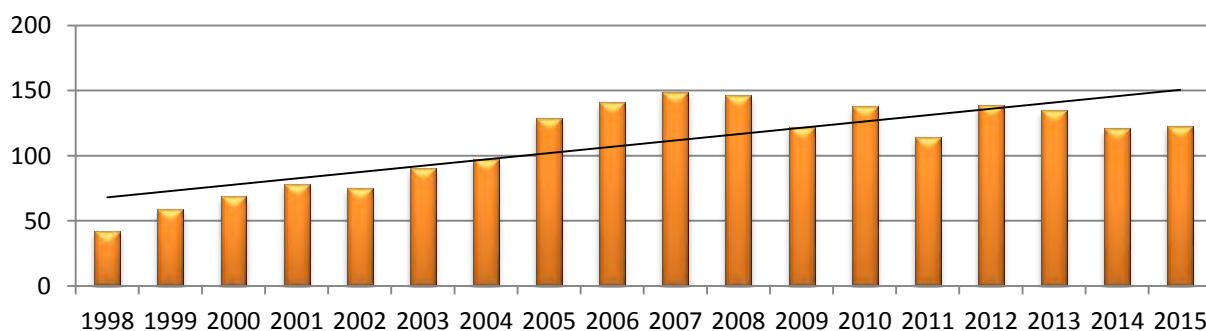
- Exposure to the message was primarily attributed to television and radio. Approximately two out of three who reported seeing this message (63.5 percent) saw it on television, and 38.5 percent heard it on the radio.
- Males and adults under the age of 35 were more likely to remember seeing the message than other groups.
- An overwhelming majority of all respondents (83.2 percent) indicated they thought this message was either somewhat or very effective in convincing people to wear a seatbelt.

### Motorcycle Safety



As indicated by the following graph, motorcycle fatalities have leveled off in recent years, although trend lines indicate an overall rise since 1998. The THSO engaged in a motorcycle safety awareness campaign, utilizing Enviromedia, who purchased radio spots targeting those who share the road with motorcyclists. Additionally, an online element was utilized consisting of landing pages. Several press events were conducted to announce May as Motorcycle Awareness Month. The press events included state officials and members of the Tennessee Highway Patrol urging Tennesseans to share the road with motorcyclists.

### Motorcycle Fatalities in TN by Year



## EARNED MEDIA

The Tennessee Highway Safety Office (THSO) coordinates all earned media communication efforts according to the National Highway Traffic Safety Administration's Communications Calendar. At the onset of each enforcement campaign, a press release template is provided for participating law enforcement agency grantees to distribute to local media outlets to announce the campaign, sobriety checkpoint locations, and other notable activities. Local agencies are encouraged to partner with the THSO for social media promotions to share photos and checkpoint results. All participating agencies were credited in each social media post.

THSO partners and grantees may request guidance, advisement, and resources from the THSO Public Information Officer (PIO) in the planning and execution of local traffic safety initiatives. The THSO joined many local traffic safety events throughout the grant year to encourage partnership and collaboration. The following tables detail the press releases, templates, press events, and community activities from the grant year.

For each campaign, the THSO communicated traffic safety messages, announcements, and promotions via press release distribution and social media postings. IQ Media software was utilized to track and measure all media coverage of THSO for the grant year.

The table below reflects IQ Media's itemized report of all the media coverage that the THSO received from October 1, 2015, to September 30, 2016. The table lists THSO media coverage in chronological order and details the region, media outlet, and news headline of each news item (i.e. television segment, online news story, blog post, etc.). The table also reflects the publicity value of each news item broadcasted or reported by each media outlet. Many outlets broadcasted or reported news items multiple times in a single time period.



### Earned Media Coverage

Air Date	News Headline	Region	Outlet	Audience	Value (\$)	Type
9/29/16	Drug-Involved Fatal Crashes Increase	Tri-Cities	WJHL (CBS) 6pm	25,288	\$208.81	ID
9/29/16	Drugs Now Leading Cause Of Fatal Crashes	Tri-Cities	wjhl.com	6,355	\$4.37	ID
9/28/16	Drugged Driving Overtakes Alcohol In Tennessee Road Deaths	Nashville-Metro	tennessean.com	58,814	\$29.41	ID
9/26/16	Thinkfast Program Targets Teen Drivers	Pulaski	wksr.com	208	\$0.13	Other
9/23/16	Paris Police Promote Child Passenger Safety Week	Paris	parispi.net	481	\$0.30	CPS
9/22/16	Madison County Sheriff's Office Promotes Child Passenger Safety Week	Jackson	WBBJ (ABC) 5	6,601	\$142.20	CPS

9/22/16	Madison Co. Deputies Gear Up For Child Passenger Safety Week	Jackson	wbbjtv.com	2,429	\$1.52	CPS
9/22/16	Sullivan Co. Sheriff's Office Is Making Sure Kids Are Properly Secured In The Car	Tri-Cities	WCYB (NBC) 5am	5,702	\$37.28	CPS
9/21/16	Sullivan Co. Sheriff's Office Is Making Sure Kids Are Properly Secured In The Car	Tri-Cities	WCYB (NBC) 5pm	14,241	\$117.59	CPS
9/21/16	Sullivan Co. Sheriff's Office Is Making Sure Kids Are Properly Secured In The Car	Tri-Cities	wcyb.com	4,326	\$2.70	CPS
9/21/16	Kingsport Police Placed First During 12th Annual Law Enforcement Challenge	Kingsport	heraldcourier.com	7,490	\$4.68	Other
9/21/16	Tennessee Highway Safety Office Promotes Child Passenger Safety Week	Winchester	heraldchronicle.com	265	\$0.24	CPS
9/21/16	White House Police Received First Place Award During Law Enforcement Challenge	White House	tennessean.com	58,814	\$29.41	Other
9/20/16	Montgomery Co. Sheriff's Office Promotes Child Passenger Safety Week	Clarksville	clarksvilleonline.com	926	\$0.33	CPS
9/20/16	Tennessee Highway Safety Office Promotes Child Passenger Safety Week	Mt. Juliet	thechronicleofmtjuliet.com			CPS
9/20/16	THSO And Nissan Partner For Teen Driver Safety Across Region	Chattanooga	wdef.com	1,930	\$1.21	Other
9/20/16	Tennessee Highway Safety Office, Nissan North America Partner For ThinkFast	Winchester	heraldchronicle.com	265	\$0.24	Other
9/20/16	Sumner Co. Sheriff's Office, Gallatin Police, White House Police Received Awards At Law Enforcement Challenge	Statewide	tennessean.com	58,814	\$42.27	Other
9/20/16	Sullivan Co. Sheriff's Office Offering Free Car Seat Checks	Blountville	wjhl.com	6,355	\$3.97	CPS
9/19/16	Sullivan Co. Sheriff's Office, Tennessee Highway Safety Office Car Seat Checks	Tri-Cities	WEMT (FOX)	16,323	\$303.27	CPS
9/20/16	Sullivan Co. Sheriff's Office, Tennessee Highway Safety Office Educate Parents During Child Passenger Safety Week	Blountville	heraldcourier.com	7,490	\$4.68	CPS
9/19/16	Labor Day Weekend, Tipton Co. Sheriff's Office Arrested Nine During Saturation, Click It Or Ticket Campaign	Covington	covingtonleader.com	248	\$0.17	OP
9/19/16	Sullivan Co. Sheriff's Office, Tennessee Highway Safety Office Educate Parents During Child Passenger Safety Week	Bristol	heraldcourier.com	7,490	\$4.68	CPS

9/17/16	Mike Dunavant Recognized For Traffic Safety Efforts	Covington	covingtonleader.com	248	\$0.17	Other
9/17/16	Bradley Co. Sheriff's Office, Tennessee Highway Safety Office Educate Parents during Child Passenger Safety Week	Cleveland	clevelandbanner.com	1,115	\$0.70	CPS
9/17/16	Huntingdon Police Passed Milestone As Officers Use Body Cameras For First Time	Jackson	WBBJ (ABC)	1,096	\$36.38	Other
9/16/16	Huntingdon Police Passed Milestone As Officers Use Body Cameras For First Time	Jackson	WBBJ (ABC) at 5	5,834	\$125.67	Other
9/16/16	Huntingdon Police Passed Milestone As Officers Use Body Cameras For First Time	Jackson	wbbjtv.com	2,429	\$1.21	Other
9/16/16	Montgomery Co. Sheriff's Office Places In Tennessee Law Enforcement Challenge	Clarksville	clarksvilleonline.com	926	\$0.33	Other
9/14/16	Reporter Tries Out Lincoln Co. Sheriff's Department's New Driving Simulator	Fayetteville	elkvalleytimes.com	172	\$0.12	Other
9/13/16	Clarksville Police Department's Traffic Unit Wins First In Law Enforcement Challenge	Clarksville	clarksvilleonline.com	926	\$0.33	Other
9/13/16	Tennessee District Attorney General Wins Lifesavers Award	Memphis	myeyewitnessnews.com	58	\$0.04	Other
9/13/16	Clarksville Police Win Traffic Safety Award	Clarksville	theleafchronicle.com	2,789	\$1.74	Other
9/12/16	Martin Police Received Award At Law Enforcement Challenge	Jackson	WBBJ (ABC) at 5	6,068	\$130.71	Other
9/12/16	Martin Police Department Awarded For Traffic Safety Program	Jackson	wbbjtv.com	2,429	\$1.52	Other
9/8/16	Lebanon Police Wins Fitting Station Of The Year Award	Lebanon	lebanondemocrat.com	1,052	\$0.82	Other
9/8/16	Tennessee Highway Safety Office Funds Lincoln Co. Distracted Driving Simulator	Fayetteville	whnt.com	18,565	\$11.60	Other
9/8/16	Tennessee Highway Safety Office Funds Lincoln Co. Distracted Driving Simulator	Fayetteville	whnt.com	18,565	\$8.35	Other
9/7/16	Tennessee Highway Safety Office Funds Lincoln Co. Distracted Driving Simulator	Huntsville-Decatur	WAAY (ABC) Midday	9,638	\$77.89	Other
9/7/16	Tennessee Highway Safety Office Funds Lincoln Co. Distracted Driving Simulator	Huntsville-Decatur	WAAY (ABC)	23,926	\$193.37	Other
9/7/16	Tennessee Highway Safety Office Funds Lincoln Co. Distracted Driving Simulator	Huntsville-Decatur	WAAY (ABC) 6am	14,810	\$101.74	Other

9/6/16	Tennessee Highway Safety Office Funds Lincoln Co. Distracted Driving Simulator	Huntsville- Decatur	WHNT (CBS) 6pm	34,050	\$371.50	Other
9/6/16	Tennessee Highway Safety Office Funds Lincoln Co. Distracted Driving Simulator	Huntsville- Decatur	WAAY (ABC) 5pm	24,817	\$270.76	Other
9/4/16	Johnson City Police, Tennessee Highway Safety Office Increase DUI Enforcement	Tri-Cities	WCYB (NBC) Weekend	5,815	\$65.03	ID
9/3/16	Johnson City Police, Tennessee Highway Safety Office Increase DUI Enforcement	Tri-Cities	WCYB (NBC) at 11	16,833	\$312.74	ID
9/3/16	Johnson City Police, Tennessee Highway Safety Office Increase DUI Enforcement	Tri-Cities	WJHL (CBS) 7am	5,241	\$58.61	ID
9/3/16	Johnson City Police, Tennessee Highway Safety Office Increase DUI Enforcement	Tri-Cities	WCYB (NBC) Weekend	8,499	\$95.04	ID
9/3/16	Johnson City Police, Tennessee Highway Safety Office Increase DUI Enforcement	Tri-Cities	WJHL2 (ABC) 7am	4,041	\$74.69	ID
9/3/16	Johnson City Police, Tennessee Highway Safety Office Increase DUI Enforcement	Tri-Cities	WJHL2 (ABC) 6am	2,287	\$42.27	ID
9/3/16	Johnson City Police, Tennessee Highway Safety Office Increase DUI Enforcement	Tri-Cities	WJHL (CBS) 6am News	3,095	\$34.61	ID
9/2/16	Johnson City Police, Tennessee Highway Safety Office Increase DUI Enforcement	Tri-Cities	WCYB (NBC) 11pm	19,323	\$359.01	ID
9/2/16	Johnson City Police, Tennessee Highway Safety Office Increase DUI Enforcement	Tri-Cities	WJHL2 (ABC) 11pm	8,171	\$250.88	ID
9/2/16	Johnson City Police, Tennessee Highway Safety Office Increase DUI Enforcement	Tri-Cities	WJHL2 (ABC) 7pm	10,843	\$332.94	ID
9/2/16	Johnson City Police, Tennessee Highway Safety Office Increase DUI Enforcement	Tri-Cities	WJHL (CBS) 6pm News	22,293	\$184.08	ID
9/2/16	Johnson City Police, Tennessee Highway Safety Office Increase DUI Enforcement	Tri-Cities	WJHL2 (ABC) 6pm	11,408	\$155.68	ID
9/2/16	Johnson City Police, Tennessee Highway Safety Office Increase DUI Enforcement	Tri-Cities	WJHL (CBS) 5pm	15,089	\$124.60	ID
9/2/16	Johnson City Police, Tennessee Highway Safety Office Increase DUI Enforcement	Tri-Cities	WJHL (CBS) 12pm	18,147	\$121.75	ID
9/1/16	Wilson Co. Sheriff's Office To Increase Patrol Through Labor Day	Lebanon	lebanondem ocrat.com	1,052	\$0.53	ID
9/1/16	Jackson Police Plan Sobriety Checkpoints	Jackson	jacksonsun.	2,753	\$1.38	ID

			com			
8/31/16	Carol Coleman Of Overton Co. Speaks During Celebration Of Ollie's 10th Birthday	Upper Cumberland	herald-citizen.com	1,500	\$0.75	CPS
8/26/16	Kingsport Police Participate In Booze It And Lose It Campaign	Tri-Cities	WJHL2 (ABC) 7pm	10,843	\$332.94	ID
8/26/16	Kingsport Police Participate In Booze It And Lose It Campaign	Tri-Cities	WJHL2 (ABC) 6pm	11,425	\$155.91	ID
8/26/16	Kingsport Police Participate In Booze It And Lose It Campaign	Bristol	heraldcourier.com	7,490	\$4.68	ID
8/24/16	Fairfield Glade Holds Carfit Safety Day	Crossville	crossville-chronicle.com	414	\$0.26	Other
8/23/16	Raising Awareness for Teen Distracted Driving	Fayetteville	elkvalleytimes.com	172	\$0.09	Other
8/22/16	Hamilton Co. Sheriff's Office, Tennessee Highway Safety Office Partner to Increase DUI Enforcement	Chattanooga	WRCB (NBC) Eyewitness News at 11	24,013	\$483.04	ID
8/19/16	Alabama, Tennessee Law Enforcement Partner for Hands Across The Border	Huntsville, AL	waaytv.com	3,603	\$1.80	ID
8/19/16	Hands Across Borders Brings Tennessee And Alabama Together To Honor Teen	Huntsville, AL	whnt.com	18,565	\$9.28	ID
8/19/16	Hands Across Borders Brings Tennessee And Alabama Together To Honor Teen	Huntsville, AL	whnt.com	18,565	\$6.68	ID
8/19/16	Cannon County, Tennessee Highway Safety Office Partner for DUI Enforcement	Woodbury	wbry.com			ID
8/19/16	Lincoln Co. Sheriff's Department, Tennessee Highway Safety Office Conduct Sobriety Checkpoint	Fayetteville	elkvalleytimes.com	172	\$0.11	ID
8/18/16	Clarksville Police Increases DUI Enforcement During Statewide Initiative	Clarksville	clarksvilleonline.com	926	\$0.42	ID
8/17/16	Public Invited To Upcoming Safety Events	Crossville	crossville-chronicle.com	414	\$0.26	Other
8/17/16	Tennessee Highway Safety Office Presents Tonight's Kick Off Forecast	Statewide	NFLNETA (NFL)	70,019	\$518.32	ID
8/16/16	East Ridge Police, Tennessee Highway Safety Office Partner for DUI Enforcement	Chattanooga	WDEF (CBS) Nightside	27,443	\$552.03	ID

8/16/16	East Ridge Police, Tennessee Highway Safety Office Partner for DUI Enforcement	Chattanooga	WDEF (CBS) 6pm	27,711	\$250.43	ID
8/16/16	East Ridge Police Increasing DUI Enforcement Ahead Of Labor Day Holiday	Chattanooga	timesfreepress.com	13,830	\$8.64	ID
8/16/16	East Ridge PD Gears Up For Booze It & Lose It Checkpoints	Chattanooga	wdef.com	1,930	\$1.39	ID
8/16/16	Matthew Mcnealy, His Daughter, Two Friends Saved by the Belt	Jefferson City	standardbanner.com	193	\$0.13	OP
8/16/16	Tennessee Highway Safety Office Presents Tonight's Kick Off Forecast	Statewide	NFLNETA (NFL)	71,831	\$793.18	ID
8/12/16	Lincoln County Sheriff's Department And The Tennessee Highway Safety Office Conduct Sobriety Roadside Checkpoint On Huntsville Highway	Fayetteville	elkvalleytimes.com	172	\$0.11	ID
8/6/16	Driving Safety Fair Held In Rutherford Co.	Murfreesboro	newschannel5.com	12,407	\$6.20	OP
8/6/16	Highway Safety Bears Down On DUI Enforcement	Lebanon	lebanondemocrat.com	1,052	\$0.58	ID
8/4/16	Tennessee Highway Safety Office Used Social Media To Raise Awareness	National	huffingtonpost.com	1,419,543	\$709.77	Other
8/4/16	More People Are Wearing Their Seatbelts On Tennessee Roads	Knoxville	WVLT (CBS) 6am	20,018	\$128.66	OP
8/4/16	More People Are Wearing Their Seatbelts On Tennessee Roads	Knoxville	WVLT (CBS) 5am	10,026	\$64.44	OP
8/2/16	Anti-Drunk Driving Campaign Heats Up	Jackson	jacksonsun.com	2,753	\$1.72	ID
8/1/16	Murray County Spike In Fatal Car Wrecks	Nashville-Metro	WSMV (NBC) 6pm	107,971	\$751.56	Other
8/1/16	24 People Killed In Traffic Fatalities So Far In 2016	Murfreesboro	dnj.com	2,182	\$1.09	Other
8/1/16	Maury County Officials Hope To Address Fatality Crashes	Memphis	wmctv.com	458	\$0.29	Other
8/1/16	Maury County Officials Hope To Address Fatality Crashes	Montgomery, AL	wsfa.com	8,632	\$5.39	Other
8/1/16	Maury County Officials Hope To Address Fatality Crashes	Nashville-Metro	wsmv.com	13,992	\$8.74	Other
8/1/16	Tennessee Highway Safety Office Reminds Residents To Always Find A Sober Ride	Pulaski	wksr.com	208	\$0.13	ID



7/31/16	Rutherford County Sheriff's Department To Host Safety Fair	Woodbury	wbry.com			Other
7/24/16	Don't Try To Catch Pokemon And Drive	Knoxville	News Sentinel			Other
7/23/16	Don't Try To Catch Pokemon And Drive	Knoxville	knoxnews.com	17,010	\$8.50	Other
7/21/16	Mathematics Key To Investigating Wrecks	Dayton	rheaheraldnews.com	451	\$0.23	Other
7/21/16	Police Work To Stop ID Drivers, Speeders	Shelbyville	t-g.com	695	\$0.43	ID
7/21/16	How Smart Are Tennesseans? Smart Enough To Buckle Up	Maryville	thedailytimes.com	1,973	\$1.23	OP
7/19/16	Tennessee Highway Safety Office Finds More People Buckling Up In Tennessee	Tri-Cities	WCYB (NBC) 9am	16,277	\$134.40	OP
7/19/16	Tennessee Highway Safety Office Finds More People Buckling Up In Tennessee	Tri-Cities	WCYB (NBC) 8am	29,254	\$241.55	OP
7/19/16	Tennessee Highway Safety Office Finds More People Buckling Up In Tennessee	Tri-Cities	WCYB (NBC) 5am	31,201	\$257.63	OP
7/19/16	Tennessee Highway Safety Office Finds More People Buckling Up In Tennessee	Tri-Cities	WCYB (NBC) Early Today	1,336	\$11.03	OP
7/18/16	Tennessee Highway Safety Office Finds More People Buckling Up In Tennessee	Tri-Cities	WCYB (NBC) 11pm	21,805	\$405.11	OP
7/18/16	State: Don't Play 'Pokemon Go' And Drive	Knoxville	News Sentinel			Other
7/18/16	State: Don't Play 'Pokemon Go' And Drive	Knoxville	knoxnews.com	17,010	\$10.63	Other
7/15/16	Pokémon Go Craze Hits Wilson County	Mt. Juliet	lebanondemocrat.com	1,052	\$0.53	Other
7/13/16	Tennessee Highway Safety Office Urges People To Be Careful Playing Pokemon Go	Knoxville	WTNZ (FOX) 10pm	14,806	\$291.53	Other
7/13/16	If You Are Playing Pokemon Go, Don't Do It From Behind The Wheel	Nashville-Metro	WSMV (NBC) 6pm	93,884	\$653.50	Other
7/12/16	Pokemon Go A No-Go Behind The Wheel, Insist Safety Advocates	National	Cars.com	162,367	\$81.18	Other
7/12/16	Tennessee Highway Safety Office Tweets Wait. Stop. Then Pokemon Go	Knoxville	WATE (ABC) 5am	13,874	\$111.82	Other
7/11/16	Tennessee Highway Safety Office Urges	Knoxville	WBIR	53,627	\$623.69	Other

	Drivers Not To Pokemon Go Behind Wheel		(NBC) 5pm			
7/11/16	Tennessee Highway Safety Office Issues Warning On Driving And Pokémon GO	Knoxville	wate.com	10,134	\$6.33	Other
7/11/16	Pokemon Go Fever Grips Nashville	Statewide	tennessean.com	58,814	\$40.43	Other
7/11/16	Tennessee Highway Safety Office Wants To Make Sure Everyone Stays Safe.	Knoxville	WBIR (NBC) Noon	40,374	\$469.56	Other
7/11/16	Catching 'Em All Is Getting Dangerous!	National	seventeen.com	51,944	\$32.47	Other
7/11/16	NHTSA Warns Drivers Not To Play Pokemon Go And Drive	National	ttnews.com	1,322	\$0.83	Other
7/11/16	TN Officials: Don't Use Pokemon Go Behind The Wheel	Chattanooga	wrcbtv.com	6,141	\$3.84	Other
7/11/16	Catching 'Em All Is Getting Dangerous!	National	seventeen.com	51,944	\$32.47	Other
7/11/16	TN Officials: Don't Use Pokemon Go Behind The Wheel	Montgomery, AL	wsfa.com	8,632	\$5.39	Other
7/11/16	NHTSA Warns Drivers Not To Play Pokemon Go And Drive	National	transporttopics.com	20,275	\$12.67	Other
7/11/16	TN Officials: Don't Use Pokemon Go Behind The Wheel	Nashville-Metro	wsmv.com	13,992	\$8.74	Other
7/11/16	Tennessee Highway Safety Office Wants To Make Sure Everyone Stays Safe	Knoxville	WTNZ (FOX) 8am	4,818	\$38.83	Other
7/11/16	Tennessee Highway Safety Officer Issued Warning On Driving And Pokemon Go	Nashville-Metro	WKRN (ABC) 6am	37,933	\$177.34	Other
7/11/16	Tennessee Highway Safety Office Wants To Make Sure Everyone Stays Safe	Knoxville	WTNZ (FOX) 7am	9,243	\$74.49	Other
7/11/16	Tennessee Highway Safety Officer Issued Warning On Driving And Pokemon Go	Knoxville	WBIR (NBC) News Today	26,282	\$211.82	Other
7/11/16	Tennessee Highway Safety Officer Issued Warning On Driving And Pokemon Go	Nashville-Metro	WKRN (ABC) 5am	13,872	\$64.85	Other
7/11/16	Police Are Asking Players To Not Play The Game While They Drive	Huntsville-Decatur	WAFF (NBC) 5am	4,964	\$56.16	Other
7/11/16	Why The Tennessee Highway Safety Office Issued A Warning About New App	Nashville-Metro	WKRN (ABC) 4am	5,612	\$26.24	Other
7/11/16	Tennessee Highway Safety Office Wants To Make Sure Everyone Stays Safe	Knoxville	WBIR (NBC)	14,450	\$116.46	Other

			Daybreak			
7/11/16	Safety Officials Issue Warning About Pokémon GO	Knoxville	wate.com	10,134	\$6.33	Other
7/11/16	Safety Officials Issue Warning About Pokémon GO	Knoxville	wate.com	10,134	\$3.65	Other
7/11/16	People, Please Don't Hurt Yourself Playing Pokémon Go	National	mashable.com	461,290	\$230.64	Other
7/10/16	Safety Officials Issue Warning About Pokémon GO	Nashville-Metro	wkrn.com	12,811	\$8.01	Other
7/10/16	Don't Drive While Playing Pokémon GO	Nashville-Metro	wkrn.com	12,811	\$4.61	Other
7/10/16	Pokémon Go Is Such A Menace	National	seventeen.com	51,944	\$32.47	Other
7/6/16	400 Cars Pass Sobriety Checkpoint	Woodbury	wbry.com			ID
7/4/16	Tennessee Highway Safety Office Asks Everyone To Be Safe, Not Drink And Drive	Nashville-Metro	WSMV (NBC) 4pm	38,000	\$264.51	ID
7/2/16	Wilson County Deputies To Increase Patrol Throughout Fourth Of July Weekend	Mt. Juliet	lebanondemocrat.com	1,052	\$0.66	ID
7/2/16	Teen Receives Saved By The Belt Award From Governor's Highway Safety Office	Tri-Cities	WJHL (CBS) 6am	5,427	\$44.81	OP
7/2/16	Teen Receives Saved By The Belt Award From Governor's Highway Safety Office	Tri-Cities	WKPT (ABC) 6am	1,761	\$19.69	OP
7/1/16	THP To Hold Sobriety Checkpoints	Upper Cumberland	herald-citizen.com	1,500	\$0.75	ID
7/1/16	Independence Day Events Across County	Mt. Juliet	wilsonpost.com	3,096	\$1.55	ID
7/1/16	Sobriety Checkpoint In Cannon Co. July 2	Woodbury	wbry.com			ID
6/30/16	Lebanon Police Department Checkpoint	Nashville-Metro	WKRN (ABC) 4pm	35,264	\$245.47	ID
6/30/16	ID Checkpoints Scheduled For Lebanon	Lebanon	lebanondemocrat.com	1,052	\$0.66	ID
6/30/16	Lebanon Police Department Checkpoint	Nashville-Metro	WKRN (ABC) 5am	15,858	\$74.14	ID
6/26/16	Fatalities Inspire Traffic Crackdown	Upper Cumberland	herald-citizen.com	1,500	\$0.86	ID
6/23/16	Pittsburgh To Host SADD Toward Zero Deaths And Safe Summer Press Event	National	bloomberg.com	654,236	\$327.12	Other

6/23/16	Pittsburgh To Host SADD Toward Zero Deaths And Safe Summer Press Event	National	ibtimes.com	233,408	\$116.70	Other
6/16/16	Bradley Co. Sheriff Office's Special Saturation Results 17 Arrests, 10 Citations	Cleveland	clevelandbanner.com	1,115	\$0.70	ID
6/15/16	Check For Baby	Tri-Cities	WKPT (ABC) 11pm	14,858	\$276.04	CPS
6/15/16	Check For Baby	Tri-Cities	WJHL (CBS) 6pm	22,929	\$189.33	CPS
6/15/16	Bradley County Sheriff's Office Conducts Special Saturation	Chattanooga	chattanooga.com	5,429	\$3.39	ID
6/13/16	Tipton County Deputies Stop More Than 100 Drivers Over Memorial Day Weekend	Montgomery, AL	wsfa.com	8,632	\$4.32	OP
6/13/16	Tipton County Deputies Stop More Than 100 Drivers Over Memorial Day Weekend	Memphis	wmctv.com	458	\$0.23	OP
6/7/16	Bradley Co. Sheriff's Office, Tennessee Highway Safety Office, Cleveland Police Conduct Roadside Sobriety Checkpoints	Cleveland	clevelandbanner.com	1,115	\$0.70	ID
6/4/16	Ceremony To Commemorate The Passage Of The Tyler Head Law Held In Clarksville	Clarksville	clarksvilleonline.com	926	\$0.33	ID
6/1/16	Spotting A Motorcycle On The Road	Nashville-Metro	WKRN (ABC) 11am	26,101	\$174.90	Other
6/1/16	Spotting A Motorcycle On The Road	Nashville-Metro	WKRN (ABC) 5am	13,980	\$65.36	Other
5/31/16	Kingsport Police Enforcing Click It Or Ticket This Week	Kingsport	timesnews.net	2,769	\$1.73	OP
5/30/16	Tennessee Highway Safety Office Reminds Everyone To Buckle Up	Knoxville	WBIR (NBC) 4pm	15,014	\$117.95	OP
5/28/16	Seat Belt Enforcement To Increase For Memorial Day Weekend	Knoxville	bignewsnetwork.com	704	\$0.44	OP
5/27/16	Johnson City Police Will Be On Patrol For Impaired Drivers	Tri-Cities	WKPT (ABC) 11pm	13,503	\$250.88	ID
5/27/16	Morristown Police Is Encouraging Drivers To "Look Twice" For Motorcyclists	Knoxville	News Sentinel			Other
5/26/16	Tennessee Highway Safety Office and Local Law Enforcement To Cut Down On Roadway Deaths	Tri-Cities	WKPT (ABC) 11pm	18,527	\$344.21	OP
5/26/16	Hands Across Borders and 100 Days Of Summer Heat Campaigns	Tri-Cities	WKPT (ABC) 7pm	20,597	\$382.68	OP

5/26/16	Hands Across Borders And 100 Days Of Summer Heat Campaigns	Tri-Cities	WJHL (CBS) 6pm	25,288	\$208.81	OP
5/26/16	Hands Across Borders and 100 Days Of Summer Heat Campaigns	Tri-Cities	WJHL (CBS) 5pm	16,551	\$136.67	OP
5/26/16	Wilson Co. Sheriff's Deputies Conduct Memorial Day Weekend Saturation	Lebanon	lebanondemocrat.com	1,052	\$0.66	ID
5/26/16	100 Days Of Summer Heat	Tri-Cities	wcyb.com	4,326	\$2.70	ID
5/26/16	100 Days Of Summer Heat	Tri-Cities	wjhl.com	6,355	\$4.57	ID
5/26/16	100 Days Of Summer Heat	Tri-Cities	wjhl.com	6,355	\$2.86	ID
5/26/16	Newbern Police Dept. Celebrates 30 Years Of Seat Belt Enforcement	Newbern	stategazette.com	744	\$0.51	OP
5/26/16	Blount County Sheriff's Office Participating In Click It Or Ticket" Campaign"	Maryville	thedailytimes.com	1,973	\$1.23	OP
5/25/16	Wilson Co. Sheriff's Office, Lebanon Police Promote Safe Memorial Day Weekend	Lebanon	wilsonpost.com	3,096	\$1.55	ID
5/25/16	Woodbury Police Partners With Tennessee Highway Safety Office To Increase Seat Belt Enforcement	Woodbury	wbry.com			OP
5/25/16	Mountain City And Tennessee Partner To Promote Motorcycle Safety in May	Mountain City	thetomahawk.com	179	\$0.13	Other
5/25/16	Sheriff's Deputies Plan Seat Belt Enforcement	Greeneville	greenevillesun.com	1,876	\$1.17	OP
5/24/16	Lebanon Police Plans ID Saturation	Lebanon	lebanondemocrat.com	1,052	\$0.53	ID
5/23/16	Spring City Police Partners With Tennessee Highway Safety Office To Increase Seatbelt Enforcement	Spring City	rheaheraldnews.com	451	\$0.31	OP
5/23/16	Paris Police Works With Tennessee Highway Safety Office To Increase Seatbelt Enforcement	Paris	parispi.net	481	\$0.30	OP
5/23/16	Checkpoint And Patrols Lead To Hundreds Of Charges	Clarksville	theleafchronicle.com	2,789	\$1.39	ID
5/23/16	Click It Or Ticket Campaign Begins	Murfreesboro	dnj.com	2,182	\$1.09	OP
5/23/16	Madison County Sheriff's Office Teamed Up With Tennessee Highway Safety Office To Increase Seatbelt Enforcement	Jackson	WBBJ (ABC) 6am	14,257	\$323.67	OP
5/23/16	Madison County Sheriff's Office Teamed Up With Tennessee Highway Safety Office	Jackson	WBBJ (ABC) 5am	835	\$18.96	OP

	To Increase Seatbelt Enforcement					
5/22/16	CPD Seatbelt Campaign Underway	Cookeville	herald-citizen.com	1,500	\$1.08	OP
5/21/16	Sobriety Checkpoint Coming	Clarksville	theleafchronicle.com	2,789	\$1.39	ID
5/21/16	Campaign Stresses Seat Belts	Jackson	jacksonsun.com	2,753	\$1.72	OP
5/21/16	Tennessee Celebrates 30 Years Of Seat Belt Enforcement	Memphis	wdam.com	3,496	\$2.40	OP
5/21/16	Tennessee Celebrates 30 Years Of Seat Belt Enforcement	Montgomery, AL	wsfa.com	8,632	\$5.93	OP
5/20/16	Tennessee Celebrates 30 Years Of Seat Belt Enforcement	Memphis	wmctv.com	458	\$0.31	OP
5/20/16	Hands Across The Border Aims To Stop DUIs	Clarksville	theleafchronicle.com	2,789	\$1.39	ID
5/20/16	Hands Across The Border Kickoff	Clarksville	clarksvilleonline.com	926	\$0.33	OP
5/20/16	Seat Belt Check Slated	Murfreesboro	dnj.com	2,182	\$1.09	OP
5/19/16	Hendersonville Police Department Is Targeting Distracted Drivers	Hendersonville	tennessean.com	58,814	\$29.41	Other
5/18/16	Clarksville Police Department Celebrates 30 Years Of Seat Belt Enforcement	Clarksville	clarksvilleonline.com	926	\$0.33	OP
5/18/16	Hands Across The Border Sobriety Checkpoints And Saturation Patrols	Clarksville	clarksvilleonline.com	926	\$0.33	ID
5/17/16	Law Enforcement Gears Up For Safety Campaign: Click It Or Ticket	London, KY	sentinel-echo.com	182	\$0.09	OP
5/12/16	Law Enforcement Gears Up For Safety Campaign	Corbin, KY	thetimestribune.com	372	\$0.19	OP
5/12/16	Baxter Honors Motorcycle Safety Awareness Month	Upper Cumberland	herald-citizen.com	1,500	\$1.03	Other
5/10/16	Officers Look For Impaired Drivers, Make Sure Everyone Is Properly Restrained	Jackson	WBBJ (ABC) at 5	35,571	\$890.39	ID
5/10/16	Newport Police Announces May As Motorcycle Safety Awareness Month	Newport	newportplai ntalk.com	298	\$0.19	Other
5/6/16	Blount County Sheriff's Office Participates In Motorcycle Safety Awareness Month	Maryville	thedailytimes.com	1,973	\$1.23	Other
5/5/16	Clarksville Police To Take Part In Hands Across The Border Sobriety Roadside	Clarksville	clarksvilleonline.com	926	\$0.33	ID

	Safety Checkpoints & Saturation Patrol		line.com			
5/4/16	Motorcycle Safety Awareness Month	Nashville-Metro	WKRN (ABC) 6pm	94,722	\$659.34	Other
5/2/16	What Would Happen If I Left My Children In The Car?	Knoxville	WVLT (CBS)	41,552	\$326.42	CPS
4/27/16	Sheriff's Department Conducts Saturation Patrol	Woodbury	wbry.com			ID
4/26/16	394 People Attend Cannon County Public Safety Day	Woodbury	wbry.com			Other
4/25/16	Give 'Thumbs Down' To Distracted Driving	Murfreesboro	dnj.com	2,182	\$1.50	Other
4/20/16	Cannon County Rescue Squad Joins Thumbs Down Campaign	Woodbury	wbry.com			Other
4/18/16	Tennessee Highway Safety Office Says Last Year There Were 23,000 Crashes Due To Distracted Driving	Chattanooga	WTVC2 (FOX)	17,941	\$360.89	Other
4/18/16	Distracted Driving Awareness Month	Chattanooga	WRCB (NBC) at 5	17,994	\$162.62	Other
4/18/16	Tennessee Highway Safety Office Says Last Year There Were 23,000 Crashes Due To Distracted Driving	Chattanooga	WTVC (ABC) at 5	14,784	\$133.61	Other
4/18/16	Union City Police, Tennessee Governor's Highway Safety Office Promote Thumbs Down To Texting And Driving	Jackson	WBBJ (ABC) 6am	3,511	\$53.15	Other
4/18/16	Union City Police, Tennessee Governor's Highway Safety Office Promote Thumbs Down To Texting And Driving	Jackson	WBBJ (ABC) 5am	1,322	\$20.02	Other
4/15/16	Beech High School Mock Crash Shows Dangers Of Texting And Driving	Hendersonville	hendersonvillestandard.com	188	\$0.09	Other
4/14/16	Crossville Police Department Joins Thumbs Down Texting Campaign	Crossville	crossville-chronicle.com	414	\$0.28	Other
4/12/16	One Life Lost: Clifton Braunwalder Remembered With Sobriety Checkpoint	Murfreesboro	murfreesboropost.com	693	\$0.38	ID
4/7/16	Checkpoint To Honor Teen Killed By Impaired Driver	Murfreesboro	dnj.com	2,182	\$1.57	ID
4/7/16	April Is Distracted Driving Awareness Month	Byrdstown	pickettcountypress.com			Other
4/7/16	April Is National Distracted Driving	Knoxville	wutkradio.c	18	\$0.01	Other

	Awareness Month		om			
4/7/16	Distracted Driving Awareness Month	Jackson	WBBJ (ABC) 11am	2,389	\$52.85	Other
4/7/16	Checkpoint To Honor Braunwalder	Murfreesboro	dnj.com	2,182	\$1.57	ID
4/7/16	Madison Co. Sheriff's Department Gives A Thumbs Down To Texting And Driving	Jackson	WBBJ (ABC) 7am	6,329	\$140.02	Other
4/7/16	Madison Co. Sheriff's Department Gives A Thumbs Down To Texting And Driving	Jackson	WBBJ (ABC) 5am	1,955	\$29.59	Other
4/7/16	Madison Co. Sheriff's Department Gives A Thumbs Down To Texting And Driving	Jackson	WBBJ (ABC) at 10	468	\$9.81	Other
4/6/16	Madison Co. Sheriff's Department Gives A Thumbs Down To Texting And Driving	Jackson	WBBJ (ABC) at 11	7,520	\$604.15	Other
4/6/16	Madison Co. Sheriff's Department Gives A Thumbs Down To Texting And Driving	Jackson	WBBJ (ABC) 6am	4,021	\$60.86	Other
4/6/16	Thumbs Down For Texting And Driving	Shelbyville	t-g.com	764	\$0.34	Other
4/6/16	Madison Co. Sheriff's Department Gives A Thumbs Down To Texting And Driving	Jackson	WBBJ (ABC) 5am	1,690	\$25.59	Other
4/5/16	Say "Thumbs Down" To Texting And Driving During National Distracted Driving Awareness Month	Knoxville	knoxfocus.com			Other
2/29/16	Tennessee Governor's Highway Safety Office Warns About Distracted Driving in the Mid-South	Memphis	WHBQDT (FOX) Midday	8,742	\$64.41	Other
2/29/16	Distracted Driving Laws	Memphis	WHBQDT (FOX) 7am	11,248	\$82.87	Other
2/29/16	Tennessee Highway Safety Office Is Warning About Distracted Driving	Memphis	WHBQDT (FOX) 5am	7,220	\$37.58	Other
2/28/16	Distracted Driving Laws	Memphis	WHBQDT (FOX)	11,082	\$215.68	Other
2/24/16	State Launches Safe Campaign	Greeneville	greenevillesun.com	1,876	\$1.17	OP
2/23/16	Law Enforcement Agencies Across The Region Kick Off Annual SAFE Campaign	Tri-Cities	WJHL (CBS) 5pm News	22,929	\$189.33	OP
2/23/16	Third Annual Safe Campaign Kicks Off In Jonesborough	Tri-Cities	WCYB (NBC) 5pm	25,365	\$209.45	OP
2/23/16	State And Local Leaders Team Up To Remind People To Buckle Up	Knoxville	WBIR (NBC) Noon	14,081	\$96.25	OP



2/23/16	State And Local Leaders Team Up To Remind People To Buckle Up	Knoxville	WTNZ (FOX) 7am	10,602	\$72.47	OP
2/22/16	State And Local Leaders Team Up To Remind People To Buckle Up	Knoxville	WTNZ (FOX) 10pm	11,924	\$234.80	OP
2/22/16	Tennessee Governor's Highway Safety Office, Local Law Enforcement Partner	Knoxville	WBIR (NBC) Noon	16,726	\$114.33	OP
2/22/16	Tennessee Governor's Highway Safety Office, Local Law Enforcement Partner	Knoxville	WBIR (NBC) 9am	16,164	\$110.49	OP
2/22/16	Tennessee Governor's Highway Safety Office, Local Law Enforcement Partner	Knoxville	WBIR (NBC) 7am	30,351	\$207.46	OP
2/22/16	Tennessee Governor's Highway Safety Office, Local Law Enforcement Partner	Knoxville	WTNZ (FOX) at 7am	10,616	\$72.57	OP
2/22/16	Tennessee Governor's Highway Safety Office, Local Law Enforcement Partner	Knoxville	WTNZ (FOX) at 6am	29,629	\$190.43	OP
2/22/16	Tennessee Governor's Highway Safety Office, Local Law Enforcement Partner	Knoxville	WBIR (NBC) Daybreak	16,815	\$108.08	OP
2/22/16	Tennessee Governor's Highway Safety Office, Local Law Enforcement Partner	Knoxville	WBIR (NBC) 4am	9,014	\$57.94	OP
2/21/16	Tennessee Governor's Highway Safety Office, Local Law Enforcement Partner	Knoxville	WBIR (NBC) 6pm	30,366	\$322.19	OP
2/19/16	State Officials Launch New Campaign To Encourage Everyone To Buckle Up	Knoxville	WBIR (NBC) 6pm	41,145	\$323.22	OP
2/18/16	Woodbury Police Department, Cannon Co. Sheriff's Department Join SAFE Campaign	Woodbury	wbry.com			OP
2/4/16	58 Motorcycle Crashes in Sullivan Co. in 2014	Tri-Cities	WJHL (CBS) 5pm	25,288	\$208.81	Other
2/2/16	Newbern Police Announce SAFE Campaign	Newbern	stategazette.com	744	\$0.47	OP
1/26/16	Hamilton Co. Sheriff's Office Receives Impaired-Intoxicated Drivers Grant	Chattanooga	WRCB (NBC) 5am	11,797	\$96.30	ID
1/25/16	Hamilton Co. Sheriff's Office Receives Impaired-Intoxicated Drivers Grant	Chattanooga	WRCB (NBC) Live at 5	35,370	\$319.65	ID
12/31/15	Police Across West Tennessee Will Conduct Checkpoints, Saturation Patrols	Jackson	jacksonsun.com	2,753	\$1.51	ID

12/30/15	Wilson County Sheriff Office Increase Patrol Over The New Year's Holiday To Look Out For Impaired Drivers	Lebanon	wilsonpost.com	3,096	\$1.94	ID
12/29/15	Shelby Co. Sheriff's Office And Tennessee Governor's Highway Safety Office Step Up DUI Enforcement	Memphis	WMCDT (NBC) 4pm	51,479	\$404.02	ID
12/29/15	Shelby Co. Sheriff's Office And Tennessee Governor's Highway Safety Office Step Up DUI Enforcement	Memphis	WMCDT (NBC) 6am	37,436	\$194.87	ID
12/29/15	Shelby Co. Sheriff's Office And Tennessee Governor's Highway Safety Office Step Up DUI Enforcement	Memphis	WMCDT (NBC) 4am	10,918	\$56.83	ID
12/29/15	Shelby Co. Sheriff's Office And Tennessee Governor's Highway Safety Office Step Up DUI Enforcement	Memphis	WMCDT (NBC) 1am	1,782	\$12.14	ID
12/28/15	Shelby Co. Sheriff's Office And Tennessee Governor's Highway Safety Office Step Up DUI Enforcement	Memphis	WMCDT (NBC) 10pm	41,714	\$811.77	ID
12/28/15	Shelby Co. Sheriff's Office And Tennessee Governor's Highway Safety Office Step Up DUI Enforcement	Memphis	WMCDT (NBC) 5pm	67,190	\$527.32	ID
12/28/15	Shelby Co. Sheriff's Office And Tennessee Governor's Highway Safety Office Step Up DUI Enforcement	Memphis	WMCDT (NBC) Noon	21,411	\$157.75	ID
12/28/15	Shelby Co. Sheriff's Office And Tennessee Governor's Highway Safety Office Step Up DUI Enforcement	Memphis	WMCDT (NBC) 4am	11,021	\$57.37	ID
12/27/15	Shelby Co. Sheriff's Office And Tennessee Governor's Highway Safety Office Step Up DUI Enforcement	Memphis	WMCDT (NBC) 5pm	31,381	\$371.95	ID
12/27/15	Shelby Co. Sheriff's Office And Tennessee Governor's Highway Safety Office Step Up DUI Enforcement	Memphis	WMCDT (NBC) 8am	16,387	\$194.23	ID
12/26/15	Shelby Co. Sheriff's Office And Tennessee Governor's Highway Safety Office Step Up DUI Enforcement	Memphis	WMCDT (NBC) 5pm	30,785	\$364.89	ID
12/25/15	Shelby Co. Sheriff's Office And Tennessee Governor's Highway Safety Office Step Up DUI Enforcement	Memphis	WMCDT (NBC) 5pm	59,953	\$470.53	ID
12/25/15	Shelby Co. Sheriff's Office And Tennessee Governor's Highway Safety Office Step Up DUI Enforcement	Memphis	WMCDT (NBC) 4pm	42,118	\$330.56	ID

12/25/15	Shelby Co. Sheriff's Office And Tennessee Governor's Highway Safety Office Step Up DUI Enforcement	Memphis	WMCDT (NBC) 6am	38,494	\$200.38	ID
12/25/15	Shelby Co. Sheriff's Office And Tennessee Governor's Highway Safety Office Step Up DUI Enforcement	Memphis	WMCDT (NBC) 5am	23,779	\$123.78	ID
12/25/15	Shelby Co. Sheriff's Office And Tennessee Governor's Highway Safety Office Step Up DUI Enforcement	Memphis	WMCDT (NBC) 4am	12,758	\$66.41	ID
12/25/15	Shelby Co. Sheriff's Office And Tennessee Governor's Highway Safety Office Step Up DUI Enforcement	Memphis	WMCDT (NBC) 1am	1,747	\$11.89	ID
12/24/15	Shelby Co. Sheriff's Office And Tennessee Governor's Highway Safety Office Step Up DUI Enforcement	Memphis	WMCDT (NBC) 10pm	41,348	\$804.66	ID
12/18/15	Tennessee Law Enforcement Kick Off Holiday Safety Campaign	Tri-Cities	wcyb.com	4,326	\$2.70	ID
12/18/15	Campaign To Prevent Impaired Driving	Greeneville	greenevillesun.com	1,876	\$1.17	ID
12/18/15	Tips To Keep Safe From Drunk Driving	Greeneville	greenevillesun.com	1,876	\$0.94	ID
12/18/15	Law Enforcement Kick Off Holiday Safety Campaign	Nashville-Metro	nashvilleledger.com	27	\$0.02	ID
12/18/15	Law Enforcement Kick Off Holiday Safety Campaign	Nashville-Metro	newschannel5.com	12,407	\$7.75	ID
12/18/15	Law Enforcement Kick Off Holiday Safety Campaign	Nashville-Metro	wsmv.com	13,992	\$8.74	ID
12/17/15	Murfreesboro Police Partners With Tennessee Governor's Highway Safety Office For Booze It Campaign	Nashville-Metro	WKRN (ABC) News 2 at 4pm	82,333	\$573.10	ID
12/17/15	Newbern Police Department Increase DUI Enforcement During Holidays	Newbern	stategazette.com	744	\$0.47	ID
12/16/15	Hamilton Co. Sheriff's Office Partners With Tennessee Governor's Highway Safety Office to Increase DUI Enforcement Over Holiday Season	Chattanooga	timesfreepress.com	13,830	\$8.64	ID
12/16/15	Hamilton Co. Sheriff's Office Partners With Tennessee Governor's Highway Safety Office to Increase DUI Enforcement Over Holiday Season	Chattanooga	wdef.com	1,930	\$1.21	ID
12/16/15	Jackson Police Performs Sobriety	Jackson	jacksonsun.	2,753	\$1.38	ID

	Checkpoints And Increased DUI Enforcement		com			
12/14/15	Clarksville Police Increases DUI Patrols For Holidays	Clarksville	theleafchronicle.com	2,789	\$1.74	ID
12/14/15	Local Police Officers Received Honors At Annual East Tennessee Governor's Highway Safety Office Awards	Kingsport	timesnews.net	2,769	\$1.73	Other
12/2/15	Several Local Law Enforcement Officers Were Honored At Annual West Tennessee Highway Safety Awards Dinner	Jackson	wbbjtv.com	2,429	\$1.21	Other
12/1/15	Fines Going Up For Tennesseans Who Don't Wear Seat Belts	Knoxville	volunteertv.com	3,589	\$2.24	OP
12/1/15	Tennessee Governor's Highway Safety Office Says More Than 50 Percent Of People Killed In Crashes Were Not Buckled	Tri-Cities	WCYB (NBC) 6am	17,474	\$114.23	OP
12/1/15	Tennessee Governor's Highway Safety Office Says Seat Belt Usage Is Down	Tri-Cities	WKPT (ABC) 6am	13,711	\$89.63	OP
12/1/15	Tennessee Governor's Highway Safety Office Says More Than 50 Percent Of People Killed In Crashes Were Not Buckled	Tri-Cities	WCYB (NBC) 5am	9,996	\$65.35	OP
12/1/15	Tennessee Governor's Highway Safety Office Says More Than 50 Percent Of People Killed In Crashes Were Not Buckled	Tri-Cities	WCYB (NBC) Early Today at 4am	5,328	\$34.83	OP
11/30/15	Tennessee Governor's Highway Safety Office Says More Than 50 Percent Of People Killed In Crashes Were Not Buckled	Tri-Cities	WCYB (NBC) 11pm	13,102	\$243.43	OP
11/30/15	Hike In Fines Comes Months After The Tennessee Governor's Highway Safety Office Says Seat Belt Usage Is Down	Tri-Cities	WKPT (ABC) TV News at 11pm	8,642	\$160.57	OP
11/30/15	Tennessee Governor's Highway Safety Office Says More Than 50 Percent Of People Killed In Crashes Were Not Buckled	Tri-Cities	WEMT (FOX)	8,481	\$157.58	OP
11/30/15	Tennessee Governor's Highway Safety Office Says More Than 50 Percent Of People Killed In Crashes Were Not Buckled	Tri-Cities	WCYB (NBC) 6pm	29,062	\$239.98	OP

11/30/15	Hike In Fines Comes Months After Tennessee Governor's Highway Safety Office Says Seat Belt Usage Is Down	Tri-Cities	WKPT (ABC) TV News at 6pm	21,761	\$179.69	OP
11/30/15	Hike In Fines Comes Months After Tennessee Governor's Highway Safety Office Says Seat Belt Usage Is Down	Chattanooga	WRCB (NBC) 6pm	34,299	\$309.97	OP
11/30/15	Hike In Fines Comes Months After Tennessee Governor's Highway Safety Office Says Seat Belt Usage Is Down	Tri-Cities	WJHL (CBS) 5pm News	24,204	\$199.86	OP
11/30/15	Hike In Fines Comes Months After Tennessee Governor's Highway Safety Office Says Seat Belt Usage Is Down	Chattanooga	WDEF (CBS) News 12 at Noon	20,151	\$170.36	OP
11/30/15	Get Caught Again, And Your Fine's From \$25 To \$50	Memphis	WHBQDT (FOX) 9am	7,858	\$57.90	OP
11/30/15	Get Caught Again, And Your Fine's From \$25 To \$50	Memphis	WHBQDT (FOX) 7am	10,627	\$78.30	OP
11/30/15	Rise From \$10 To \$25, And The Cost Of A Second Violation Goes From \$20 To \$50	Chattanooga	WDEF (CBS) 8am	9,944	\$84.07	OP
11/30/15	Rise From \$10 To \$25, And The Cost Of A Second Violation Goes From \$20 To \$50	Chattanooga	WDEF (CBS) 7am	12,710	\$107.45	OP
11/30/15	Rise From \$10 To \$25, And The Cost Of A Second Violation Goes From \$20 To \$50	Chattanooga	WDEF (CBS) 6am	14,568	\$118.91	OP
11/30/15	Fines For Not Wearing Seat Beats In Tennessee More Than Doubles Next Year	Tri-Cities	wcyb.com	4,326	\$2.70	OP
11/30/15	Rise From \$10 To \$25, And The Cost Of A Second Violation Goes From \$20 To \$50	Chattanooga	WTVC (ABC)	11,571	\$94.45	OP
11/30/15	Rise From \$10 To \$25, And The Cost Of A Second Violation Goes From \$20 To \$50	Chattanooga	WDEF (CBS)	10,488	\$85.61	OP
11/30/15	Rise From \$10 To \$25, And The Cost Of A Second Violation Goes From \$20 To \$50	Chattanooga	WRCB (NBC)	11,769	\$96.07	OP
11/30/15	Fines For Not Wearing Seat Beats In Tennessee More Than Doubles Next Year	Nashville-Metro	nashvilleledger.com	27	\$0.02	OP
11/30/15	Tennessee To Hike No Seat Belt Fines From \$10 To \$25	National	thetrucker.com	181	\$0.12	OP
11/29/15	Hike In Seat Belt Fines	Tri-Cities	WEMT	10,193	\$189.37	OP

			(FOX)			
11/29/15	Seat Belt Fines To More Than Double In Tennessee	Chattanooga	timesfreepress.com	13,830	\$6.92	OP
11/29/15	Fines For Not Wearing Seat Beats In Tennessee More Than Doubles Next Year	Chattanooga	wrcbtv.com	6,141	\$3.84	OP
11/29/15	Fines For Not Wearing Seat Beats In Tennessee More Than Doubles Next Year	Nashville-Metro	wsmv.com	13,992	\$8.74	OP
11/29/15	Fines For Not Wearing Seat Beats In Tennessee More Than Doubles Next Year	Memphis	wmctv.com	458	\$0.29	OP
11/28/15	Johnson City Police Department Will Have Extra Officers On The Road This Weekend	Tri-Cities	WCYB (NBC)	12,441	\$139.12	ID
11/27/15	Johnson City Police Department Will Have Extra Officers On The Road This Weekend	Tri-Cities	WCYB (NBC) 11pm	13,416	\$249.25	ID
11/27/15	Johnson City Police Department Will Have Extra Officers On The Road This Weekend	Tri-Cities	WEMT (FOX)	7,631	\$141.78	ID
11/27/15	Johnson City Police Department Will Have Extra Officers On The Road This Weekend	Tri-Cities	WCYB (NBC) 6pm	24,401	\$201.49	ID
10/29/15	Hamilton Co. Sheriff's Office Said A Grant Has Led To More DUI Arrests	Chattanooga	WTVC (ABC) Midday	27,369	\$231.38	ID
10/21/15	Tennessee Governor's Highway Safety Office Kicks Off Teen Driver Safety Week	Tri-Cities	WKPT (ABC) 11	14,858	\$276.04	Other
10/21/15	More Than 100 Tennessee Road Deaths Last Year Involved Teenagers	Tri-Cities	WCYB (NBC) 5am	3,764	\$24.61	Other
10/21/15	More Than 100 Tennessee Road Deaths Last Year Involved Teenagers	Tri-Cities	WCYB (NBC) Early Today	1,720	\$11.24	Other
10/20/15	Tennessee Governor's Highway Safety Office Is Encouraging Parents To Talk To Teenagers About Driving Safely	Tri-Cities	WCYB (NBC) 11pm	22,422	\$416.58	Other
10/20/15	Tennessee Governor's Highway Safety Office Has A Message For Parents During Teen Driver Safety Week	Chattanooga	WRCB (NBC) Live at 5	18,325	\$165.61	Other
10/20/15	Parents Encouraged To Discuss Safe Driving With Teens	Chattanooga	wdef.com	1,930	\$1.51	Other
10/20/15	Parents Encouraged To Discuss Safe	Memphis	wreg.com	13,119	\$5.90	Other

	Driving With Teens					
10/20/15	This Week Across The Nation, Many Recognize Teen Driver Safety Week	Memphis	WHBQDT (FOX) Midday	7,485	\$55.15	Other
10/20/15	Tennessee Governor's Highway Safety Office Encourages Parents And Caregivers To Talk To Teenagers About Driving Safely	Memphis	WHBQDT (FOX) 9am	9,708	\$71.53	Other
10/20/15	Tennessee Governor's Highway Safety Office Encourages Parents And Caregivers To Talk To Teenagers About Driving Safely	Memphis	WHBQDT (FOX) 7am	10,574	\$77.91	Other
10/20/15	Tennessee Governor's Highway Safety Office Encourages Parents And Caregivers To Talk To Teenagers About Driving Safely	Johnson City	wcyb.com	4,326	\$3.38	Other
10/20/15	Tennessee Governor's Highway Safety Office Encourages Parents And Caregivers To Talk To Teenagers About Driving Safely	Chattanooga	wrcbtv.com	6,141	\$4.80	Other
10/20/15	Parents Encouraged To Discuss Safe Driving With Teens	Nashville-Metro	wsmv.com	13,992	\$10.93	Other
10/20/15	Parents Encouraged To Discuss Safe Driving With Teens	Huntsville, AL	waff.com	7,334	\$5.73	Other
10/20/15	Parents Encouraged To Discuss Safe Driving With Teens	Greeneville	greenevillesun.com	1,876	\$1.17	Other
10/20/15	Parents Encouraged To Discuss Safe Driving With Teens	Memphis	wmctv.com	458	\$0.36	Other
10/20/15	Parents Encouraged To Discuss Safe Driving With Teens	Chattanooga	newschannel9.com	7,167	\$5.60	Other
10/20/15	Parents Encouraged To Discuss Safe Driving With Teens	Maryville	thedailytimes.com	1,973	\$1.23	Other
10/20/15	Tennessee Governor's Highway Safety Office Encourages Parents And Caregivers To Talk To Teenagers About Driving Safely	Knoxville	knoxnews.com	17,010	\$13.29	Other
10/10/15	Montgomery County Driver Safety Program Receives Booster Seats	Clarksville	discoverclarksville.com	24	\$0.01	CPS
10/10/15	Montgomery County Driver Safety Program Receives Booster Seats	Clarksville	clarksvilleonline.com	926	\$0.33	CPS
10/1/15	Tennessee Leads Program To Increase	Statewide	tennessean.	58,814	\$29.41	OP

Seat Belt Use		com			
---------------	--	-----	--	--	--

Source: IQ Media

### Regional Press Events

Date	Press Event	City
9/6/16	Lincoln County Sheriff's Department Receives Driving Simulator	Fayetteville
5/13/16	Tennessee/Kentucky Hands Across the Border Campaign	Jellico
5/4/16	Motorcycle Safety Awareness Month Kickoff	Nashville
4/18/16	AT&T's "It Can Wait" Distracted Driving Event	Chattanooga
2/23/16	Seatbelts Are For Everyone (SAFE) Campaign	Jonesborough
2/22/16	Seatbelts Are For Everyone (SAFE) Campaign	Knoxville
2/3/16	ThinkFast Interactive Media Observation	Smyrna
12/18/15	Middle TN Booze It & Lose It Campaign Kick-Off	Murfreesboro
12/17/15	Seat Belt Fine Increase Announcement	Memphis
12/16/15	Seat Belt Fine Increase Announcement	Knoxville
12/16/15	Seat Belt Fine Increase Announcement	Chattanooga
12/14/15	Seat Belt Fine Increase Announcement	Nashville
11/25/15	Dickson County Safer 70	Dickson
11/20/15	Interstate 40 Challenge	Nashville

### Statewide Press Releases

Release Date	Headline
9/20/16	ThinkFast Interactive Program Announcement for Fall 2016
9/19/16	2016 Lifesavers Director's Awards Winners
9/15/16	Child Passenger Safety Week, National Seat Check Saturday
9/9/16	2016 Law Enforcement Challenge Winners
8/19/16	Tennessee and Alabama Partner for "Hands Across the Border," Memorial Checkpoint
8/2/16	Tennessee Highway Safety Office Joined Maury County to Address Traffic Injuries and Fatalities
7/18/16	Tennessee's Average Seat Belt Usage Rate Soars to 88.95% in 2016
7/13/16	Mobile Users of Pokémon GO Warned Against Distracted Driving
5/4/16	Look Twice During Motorcycle Safety Awareness Month
4/5/16	Say Thumbs Down to Texting and Driving for National Distracted Driving Awareness Month
3/17/16	Tennessee Operation Lifesaver 2015 Rail Crossing and Trespassing Stats
2/5/16	Fans Don't Let Fans Drive Drunk This Super Bowl Sunday
12/18/15	Law Enforcement Regional Awards
11/2/15	New AT&T Virtual Reality Simulator Shows Dangers Of Smartphone Distracted Driving At



	Lipscomb
10/19/15	Governor's Highway Safety Office Announces Teen Driver Safety Week

*Notable Community/Exhibitor Events*

Date	Community Event	City
9/19/16 – 9/20/16	Senior Driver Safety Summit & CarFit Training Event	Jackson
9/1/16	CarFit Safety Day	Fairfield Glade
11/28/15	Traffic Safety Day at University of TN Football Game	Knoxville
11/17/15	Teen Driving Safety Night w/ Nashville Predators	Nashville
11/15/15	Traffic Safety Day at Titans Game	Nashville
11/7/15	Mid-South Distracted Driving 5K	Overton Pak
11/2/15	Lipscomb University	Nashville
10/24/15 – 10/25/15	WSMV Healthy 4 Life Expo	Nashville

*Educational Print & Signage*

In addition to all current print collateral, new print pieces were developed and printed for impaired driving (rack card), teen driver laws (banner), Reduce TN Crashes (brochure), bicycle and pedestrian safety (wallet card), and a new CPS English and Spanish wallet card. Some examples are provided below:



## Tennessee Cares About CHILD PASSENGER SAFETY

Best practices may exceed state law requirements. For state law, see TCA 55-9-602.

### 1. REAR-FACING CAR SEATS

- Birth until at least 2 years old
- Use until child reaches upper height or weight limit of car seat
- Rear seat if available



### 2. FORWARD-FACING CAR SEATS

- 2 years old until at least 4 years old
- Use until child is mature enough for booster seat, or reaches upper weight or height limit of car seat
- Rear seat if available



### 3. BOOSTER SEATS

- 4 years old until at least 9 years old
- Use until seat belt fits appropriately; generally around 4'9" tall
- Rear seat if available



### 4. SEAT BELTS

- At least 9 years old
- Greater than 4'9" tall
- Rear seat if available until at least 13 years old



Lap belt low across the hips, shoulder belt over the shoulder

GOVERNOR'S HIGHWAY SAFETY OFFICE

helping you **ARRIVE**

**TNTrafficSAFETY.ORG**



## Tennessee se preocupa por LA SEGURIDAD DEL NIÑO/A PASAJERO/A

Las mejores practicas pueden exceder los requerimientos de la ley estatal, vea TCA 55-9-602

### 1. PORTABEBE ORIENTADO HACIA ATRAS

- Utilizar con niños/as desde 0 hasta 2 años de edad.
- Utilice hasta que el niño/a alcance la altura o el peso limite del portabebé.
- Asiento trasero, si se encuentra disponible.



### 2. ASIENTO DE NIÑO/A ORIENTADO HACIA EL FRENTE

- Utilizar desde 2 hasta 4 años de edad.
- Utilice hasta que el/la niño/a sea lo suficientemente alto/a para el asiento elevado o alcance la estatura o peso limite del asiento del carro.
- Asiento trasero, si se encuentra disponible.



### 3. ASIENTO ELEVADO

- Utilizar desde 5 hasta 9 años de edad, por lo menos.
- Utilizar con niños/as que miden menos de 4'9" (125 cm)
- Asiento trasero, si se encuentra disponible.



### 4. CINTURÓN DE SEGURIDAD

- Utilizar con niños/as desde 9 años de edad por lo menos.
- Utilizar con niños/as que miden más de 4'9" (125 cm).
- Asiento trasero, si se encuentra disponible, hasta los 13 años de edad como mínimo.



Cinturón de seguridad alrededor de las caderas y encima de hombros, sobre el hombro.

GOVERNOR'S HIGHWAY SAFETY OFFICE

helping you **ARRIVE**

**TNTrafficSAFETY.ORG**

## BICYCLES



### 55-8-172 Bicycles Are Vehicles

Every person riding a bicycle upon a roadway is granted all of the rights and is subject to all of the duties applicable to the driver of a vehicle except as noted in TCA 55-8-171 through 55-8-177

### TCA 55-8-134

Bicyclists must yield to pedestrians in crosswalks.

### TCA 55-8-175 (a)(1)

Bicyclists MUST ride with the flow of traffic and as far to the right as safety allows, EXCEPT when turning, passing or to avoid hazards such as parked car doors and road debris.

### TCA 55-8-175 (b)(1)

Bicyclists may ride NO MORE THAN two abreast in a single lane as long as it does not impede the normal and reasonable flow of traffic.

### TCA 55-8-175 (c) (2)

The operator of a motor vehicle, when overtaking and passing a bicycle proceeding in the same direction on the roadway, shall leave a safe distance between the motor vehicle and the bicycle of not less than three feet (3').

### TCA 55-52-105

All bicyclists under the age of sixteen (16) MUST wear a helmet.

### TCA 55-8-177

At night, all bicycles MUST have a steady white light in the front and a red reflector on the rear, both visible to 500'.

### TCA 55-8-136

Motorists are required by law to exercise DUE CARE when in the presence of pedestrians and cyclists, whether they are on the roadway, sidewalks or bike paths.

MORE



TENNESSEE HIGHWAY SAFETY OFFICE

helping you **ARRIVE**

TNTrafficSAFETY.ORG

TN Department of Safety & Homeland Security



UNDER TENNESSEE LAW, pedestrians have the right of way at all intersections and driveways. However, pedestrians must act responsibly, using pedestrian signals and sidewalks where they are available. When crossing the road at any point other than a marked crosswalk or unmarked crosswalk at an intersection, a pedestrian has a duty to yield the right of way to all vehicles on the roadway. On roadways where there is no sidewalk, pedestrians should always walk facing traffic.

### TCA 55-8-110 TRAFFIC-CONTROL SIGNALS

At a green light, vehicles can go straight, turn right or left, unless a sign prohibits either turn after yielding the right-of-way to other vehicles and pedestrians in the intersection or crosswalk.

### TCA 55-8-111 PEDESTRIAN-CONTROL SIGNALS

At a "Walk" signal, pedestrians facing the signal may cross in the direction of the signal and shall be given the right-of-way by the drivers of all vehicles. At a "Don't Walk" signal, pedestrians should not cross the roadway unless they have partially completed crossing when the "Don't Walk" signal appears, then they should completely cross the roadway.

### TCA 55-8-134 PEDESTRIAN'S RIGHT-OF-WAY IN CROSSWALKS

In a crosswalk, cars shall yield the right-of-way, slowing down or stopping, to a pedestrian crossing within a crosswalk.

No pedestrian shall suddenly leave a curb or other place of safety and walk or run into the path of a vehicle which is so close that it is impossible for the driver to yield.

### TCA 55-8-135 CROSSING AT OTHER THAN CROSSWALKS

Pedestrians crossing the road at any point other than a crosswalk shall yield the right-of-way to all vehicles upon the roadway. Crossing at any other place besides a marked crosswalk or an intersection is not allowed.

### TCA 55-8-138 PEDESTRIANS ON ROADWAYS

It is unlawful for any pedestrian to walk or use a wheelchair along and upon a roadway when sidewalks are present.

Where sidewalks are not provided or are obstructed, pedestrians should walk only on the left side of the roadway or its shoulder facing traffic that may approach from the opposite direction.

### TCA 55-8-136 DRIVERS TO EXERCISE DUE CARE

Drivers shall exercise due care to avoid colliding with any pedestrian upon any roadway, and shall give warning by sounding the horn when necessary, and shall exercise proper precaution upon observing any child or any confused or incapacitated person upon a roadway.

## PEDESTRIANS

TNTrafficSAFETY.ORG

TENNESSEE HIGHWAY SAFETY OFFICE

helping you **ARRIVE**

## TENNESSEE TECH UNIVERSITY – ICUBE

Since 2012, Tennessee Technological University (TTU) iCUBE has provided digital and technological support for Tennessee Highway Safety Office's Earned Media Communications, per the Traffic Safety Resource Service grant.

iCUBE services include graphic design; technical assistance; distribution of THSO's Monthly Update email blast; management of educational materials and resources; registration, tracking and reporting of conferences, enforcement campaigns, training courses, and other programs; and website development and maintenance. The iCUBE manages [www.tntrafficsafety.org](http://www.tntrafficsafety.org), which functions as a THSO information hub, and [www.reduceincrashes.org](http://www.reduceincrashes.org), which acts as a directory for teen and high school traffic safety programs across the state.

During FY2016, the TNTrafficSafety website hosted over 118,000 sessions, which contributed to 285,000 page views, and 79,000 unique visitors. The iCUBE maintains close to 4500 website nodes and continued support to the over 7000 users. Over 100 training courses are posted to the website and registration for over 2000 officers was handled through the site.

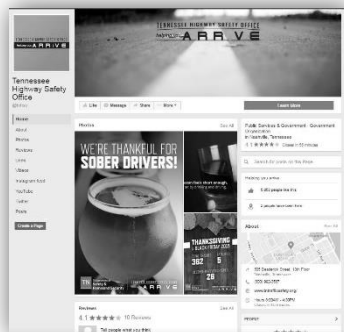
Functions of the [www.tntrafficsafety.org](http://www.tntrafficsafety.org) website are extensive:

- Registration of more than 100 free training courses;
- Online Law Enforcement Challenge application;
- Online data reporting for high visibility enforcement campaigns;
- Visual data maps with county statistics;
- Drug Recognition Expert dashboard (allows officers to submit evaluations and manage logs);
- Training dashboard (allows instructors to manage rosters and print certificates);
- Campaign reporting dashboard (allows LELs and network coordinators to view agency submissions and statistics in user-friendly reports);
- Child Passenger Safety dashboard (allows fitting stations to report on checkpoints, order seats, and update contact information);
- Integration of THSO's social media platforms;
- Rotation of top story based on trending topics and ongoing campaigns;
- Focused video content for media campaigns; and
- Buy America approved directory for agencies

Throughout FY2016, more than 20 press events were photographed, video recorded, and shared to social media. The newly designed website integrated social media (Facebook, Twitter, YouTube, and Instagram) and was designed with a movie-first mindset and can be used with any device. iCUBE maintains production of all educational print materials and has fulfilled over 350 orders, produced custom video content, and produced original social media concepts and posts.

## SOCIAL MEDIA

The THSO has developed a social media presence on Facebook, Twitter, Instagram, and YouTube. All tools drive awareness, encourage safe driving habits, and allow two-way communication with the public.




Facebook ([www.facebook.com/TNHSO](http://www.facebook.com/TNHSO))

- Likes: 5,881
- Daily average number of impressions: 16,000
- Daily average number of clicks on any page content: 256



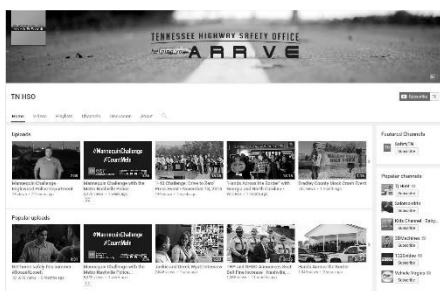
Twitter ([www.twitter.com/TNHSO](http://www.twitter.com/TNHSO))

- Followers: over 1,500
- Likes: over 1,100
- Posts: 2,655 tweets
- Average impressions per month: 88,900
- Average impressions per day: 2,923



Instagram ([www.instagram.com/TNHSO](http://www.instagram.com/TNHSO))

- Followers: 424
- Posts: 482



YouTube: ([www.youtube.com/TNHSO](http://www.youtube.com/TNHSO))

- Subscribers: 73
- Total number of video views: 130,700
- Uploads: 231

Below are the top two social media posts from this fiscal year:



**TN Highway Safety @TNHSO**  
"My #TNSoberSB50 is \_\_\_" - fill in the blank  
& you could win a football signed by @Titans  
TE @delaniewalker82!  
[pic.twitter.com/aLGUZ6J9fe](http://pic.twitter.com/aLGUZ6J9fe)

 **Promote your Tweet**  
Your Tweet has 677 total engagements so far.  
Get more engagements on this Tweet!

**Promote your Tweet**

**Tennessee Highway Safety Office**  
January 21 · 🌐

Take some time to put together an emergency kit for your vehicle. Include such items as blankets; food and water; a flashlight with extra batteries; an ice scraper; an abrasive material for traction in the snow (such as sand, kitty litter, or even your vehicle's floor mats); jumper cables; extra socks, hats, and gloves; warning devices (like flares); and a first-aid kit. Keep your cell phone charged to dial 911 if you are stranded. If the winter weather takes a turn for the worse, this could save your life and the lives of your passengers! #BePrepared

Read more from NHTSA: <http://ow.ly/Xnhso>



19,484 people reached **Boost Post**

👍 48      2 Comments 165 Shares

👍 Like    💬 Comment    ➦ Share



## Legislative Update



The following is a summary of legislation passed by the 2016 Session of the Tennessee General Assembly impacting Tennessee roadways and motorists:

**Public Chapter 888:** Increases the use of ignition interlock devices. Revises the interlock law to make an ignition interlock device required unless the judge makes specific findings that the person seeking the restricted license does not need the device. Also establishes compliance-based removal of ignition interlock devices that have been ordered by the court or the department based on specified statutory conditions.

**Public Chapter 723:** Removes the limitation that a passenger car or passenger motor vehicle have a manufacturer's gross vehicle weight rating of 8,500 pounds or less in order to be subject to the mandatory seat belt law.

**Public Chapter 653:** Allows a court to order a person convicted of driving under the influence of drugs or alcohol to be subject to monitoring using a transdermal monitoring device, electronic monitoring with random alcohol or drug testing, global positioning monitoring, or any other monitoring device necessary to ensure compliance with the conditions of probation or the results of any clinical substance abuse assessment.

**Public Chapter 842:** Enacts the "Slow Poke Law," which prohibits the operation of vehicles in the left lane of interstates and multi-lane divided highways, except for passing and other purposes under certain circumstances.



# Traffic Safety Partners



## Tennessee Lifesavers Conference

The Tennessee Highway Safety Office (THSO) hosted its 29<sup>th</sup> annual Tennessee Lifesavers Conference in September. This year approximately 668 individuals registered to attend. This conference is free to traffic safety partners across the state. Session topics included creating a pedestrian and bicycle safety improvement program, protecting older drivers and the community through driver assessment, using technology such as predictive analytics and eCitation to improve enforcement, drowsy driving, and motorcycle helmet safety.

In addition to up-to-date training, outstanding traffic safety partners were recognized during the Director's Awards and Law Enforcement Challenge.

## Director's Awards

Ten agencies and individuals were recipients of the Director's Awards.

Don Lindsey received the Director's Award for serving as highway safety's voice for legislation in regards to child passenger safety and teen driver safety issues. His many years of testimony at the legislature ensured that the helmet law was not repealed and that children remained protected under requirements for use of car seats and booster seats. He also worked to ensure senior driver safety in aspects of mobility and transportation.



## Law Enforcement Challenge

During the conference, the Law Enforcement Challenge ceremony takes place where agencies gather to earn awards, recognition, and prizes for their efforts in saving lives and reducing injuries. A total of 73 Law Enforcement Challenge applications were submitted from across the state. Applicants competed for award recognition, prizes, and a chance to win a fully equipped police vehicle.

The Law Enforcement Challenge provides law enforcement agencies with an opportunity to make a significant difference in the communities they serve. The program format allows for agencies to learn from one another and establish goals in traffic safety enforcement and education.

Agencies are also recognized during the ceremony for their participation in the Seat belts Are For Everyone (SAFE) campaign. This campaign is designed to increase state seat belt usage and rewards agencies for making occupant protection education and enforcement a priority throughout the year.

*ThinkFast Interactive*

The THSO, in partnership with Nissan North America, continues to sponsor free ThinkFast Interactive programs for schools located in high-crash areas. These programs utilize experiential learning in teaching teen driver safety to prevent teen crashes, injuries, and fatalities. Combining both THSO and Nissan sponsored events, approximately 51,000 teens participated/were exposed to ThinkFast Interactive.







Tennessee follows the three E's model of highway safety—enforcement, engineering, and education—which is in alignment with the Strategic Highway Safety Plan.

Enforcement is the foundation of Tennessee's FY2016 Highway Safety Plan, and this is demonstrated throughout the program areas. Program strategies were chosen based upon countermeasures that are known to be effective—such activities and techniques include sobriety checkpoints, saturation patrols, and participation in campaigns.

### PROJECT SELECTION

Funding is based upon established processes for project selection and development and through the use of a ranking and allocation tool that ensures specific counties are funded due to the frequency, rate, and problem that persist in the community as a result of traffic-related crashes, death and injuries. Moreover, locations are funded in a comparable basis considering the extent of weighted fatal, injury and PDO crashes, alcohol-related crashes, 15-24 aged driver crashes, 65 and older crashes, speeding crashes, motorcycle crashes, population, and vehicle miles of travel (VMT) in each county. In FY2016, 578 applications were submitted and reviewed; 433 grants were awarded to 368 agencies.

### PROJECT MANAGEMENT

The THSO staff maintained regular contact via telephone, email/written correspondence, and on-site visits with grantees throughout the course of the grant year to ensure compliance with applicable requirements and cost principles. This monitoring includes not only the review and approval of claims and status/final reports, but also ongoing outreach to grantees through desk monitoring and/or on-site visits.

### MONITORING

The THSO visited every grantee that was awarded a grant of \$10,000 or more at least once during the grant year (typically between February and August) to conduct a systematic and comprehensive programmatic and financial assessment.

During the programmatic portion of the visit, goals, objectives, and tasks were reviewed to determine if the project is being implemented as outlined in the approved grant application. This assessment is also used to determine if the grantee has satisfied special conditions and is adhering to contract terms and conditions. The financial review included an examination of agency and grant-specific financial documents and issues related to the implementation and performance of the project.

Agencies receiving less than \$10,000 received a desk/phone monitoring, which uses an abbreviated form. In FY2016, the THSO strengthened its monitoring process based upon a recommendation by NHTSA and implemented a new procedure where a sampling of site visits were conducted in each region. In this grant year, a total of 231 onsite monitoring visits and 202 desk monitoring reviews were conducted.

Further, the TDOT audit division conducted 134 audits as part of a random sampling of program and HVE grants during FY2016. Those audit reports were shared with the THSO upon completion.

## TENNESSEE'S PRIMARY STRATEGIC COORDINATION PROJECT

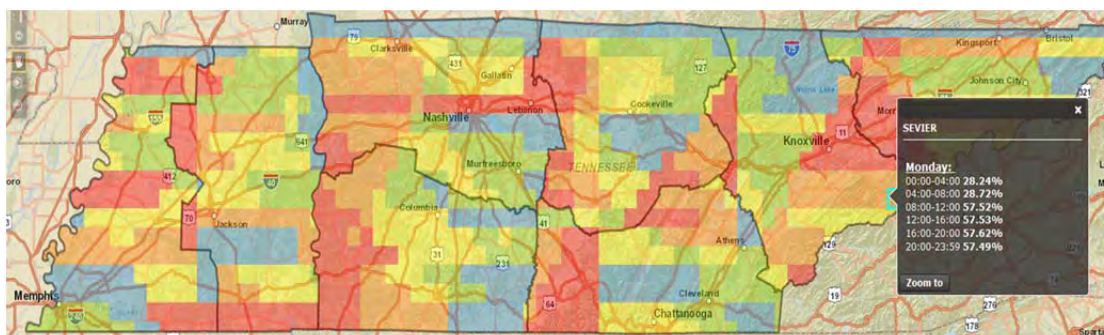
The state's primary strategic coordination project is the use of predictive analytics to positively impact traffic enforcement. A combination of state and highway safety funds were used to support the development and implementation of CRASH—Crash Reduction Analyzing Statistical History—IBM's predictive analytics model applied to traffic safety. The primary data source used to train the crash models is historical crash data. The original data set used to train the model contained crash records from 2012 through 2014. The model is periodically retrained with more current data. Historical weather data from the National Oceanic and Atmospheric Administration (NOAA) is used to train the models. During deployment, this allows NOAA forecasts to be used as a key predictive element in the Department's forecasts. Events that increase traffic or require special planning by Tennessee Highway Patrol (THP) command staff are also included as a predictive variable in the Department's forecasts

To date, the program has been utilized by the THP and has been a success. Using the predictive analytics tools, the THP can more efficiently allocate limited resources to maximize its troopers' impact on traffic safety by deploying troopers at the places and times where crashes and traffic violations are most likely to occur. For instance, the tool can be utilized as a quick reference at the beginning of shifts. It assists with resource allocation in terms of unobligated patrol time, shift assignments by field supervisors, and grant-funded targeted enforcement.

The Department of Safety and Homeland Security currently maintains three predictive models, each of which targets a particular traffic safety issue:

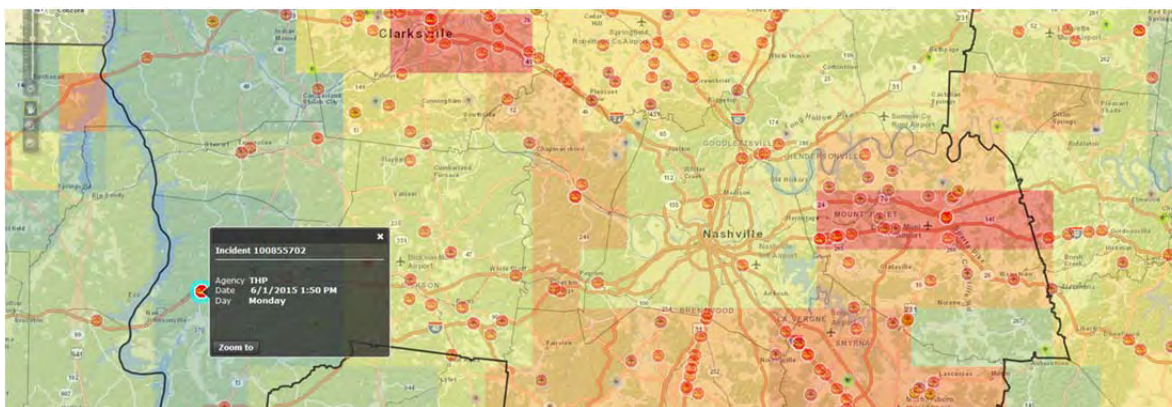
- CRASH—Predict likelihood of serious injury and fatal crashes;
- DUI—Predict likelihood of "Impaired Driving Events," i.e. alcohol/drug involved crashes and DUI arrests; and
- CMV—Commercial Motor Vehicle—Predict likelihood of commercial vehicle and large truck crashes.

In the CRASH model map, color ramps are graded to each district, and troopers can click on each box to see the four-hour breakdown of crash propensities during any given day. Troopers can also click on the supplemental layers to see additional information about past crashes and upcoming events. This is demonstrated in the following picture:



The impaired driving model uses training data similar to those used in the crash model, but with the addition of THP DUI arrests. State regulated alcohol sales establishments are provided for reference, but are not actually used in the model. However, the model outputs when this variable is included suggest a very high correlation between the locations of alcohol sales establishments and impaired driving incidents.

In the impaired driving map seen below, a single color ramp is used for statewide forecasts, which are presented for each day. Because impaired driving incidents are very low during daytime hours relatively to their nighttime occurrences, forecasts are made for the period from 4:00 pm to 4:00 am. Troopers can also click on the supplemental layers to see additional information about past impaired driving incidents and upcoming events.




In FY2016, local law enforcement agencies were given opportunities to learn about CRASH and how it works at the annual Lifesavers Conference sponsored by the THSO. While the predictive analytics program continues to be utilized by THP statewide, they have not yet been able to deploy the product to local law enforcement users. The plan is to migrate the predictive analytics web services to the TITAN web portal, thus providing it to local users. Currently, the services still reside on the state intranet. In addition, it has taken longer than anticipated to modify the current predictive model structure to expand its usefulness to city police and county sheriffs.

Several presentations have been conducted about Tennessee's work in reducing crashes through the use of predictive analytics including a presentation at the National Lifesavers Conference in April 2016. Stories in several local and national media outlets were published, and those have generated interest from a variety of other highway safety agencies across the nation.



# Statement on Unsecured Loads




The Tennessee Highway Safety Office investigated to determine whether unsecured loads were a problem in our state.

Looking at five years of data, only 1.67 percent of crashes in Tennessee were caused by swerving or avoiding, and only .09 percent of our crashes were caused by improperly loading vehicle cargo or passengers.



# Projects Not Implemented



In FY2016, a small number of projects were not implemented. The 11 agencies listed in the chart below were awarded a grant, but they did not expend any funding.

Agency	Program	Amount Spent
Blaine Police Department	High Visibility Enforcement	\$0.00
Calhoun Police Department	High Visibility Enforcement	\$0.00
Camden Police Department	High Visibility Enforcement	\$0.00
LaFollette Police Department	High Visibility Enforcement	\$0.00
Mason Police Department	High Visibility Enforcement	\$0.00
Middleton Police Department	High Visibility Enforcement	\$0.00
Millington Police Department	High Visibility Enforcement	\$0.00
Morgan County Sheriff Department	High Visibility Enforcement	\$0.00
Tennessee Independent Colleges and Universities Association	The Coalition for Healthy and Safe Campus Communities (CHASCo)	\$0.00
Washington County Sheriff's Department	High Visibility Enforcement	\$0.00
Westmoreland Police Department	High Visibility Enforcement	\$0.00

Several different factors can cause an agency not to implement a project such as a change in leadership, turnover in staff, or a lack of understanding of grant requirements.





Agency Name	Application Title	Funding Source	Federal Amount
21st Drug Court Inc.	21st Drug Court Inc.	405d	\$60,000.00
23rd Judicial District Drug Court	23rd Judicial District DUI Court	405d	\$60,000.00
Adamsville Police Department	High Visibility Enforcement	402	\$5,000.00
Alamo Police Department	High Visibility Enforcement	154AL	\$5,000.00
Alcoa Police Department	Traffic Services	402	\$15,000.00
Alexandria Police Department	High Visibility Enforcement	154AL	\$5,000.00
Algood Police Department	High Visibility Enforcement	154AL	\$5,000.00
Anderson County Sheriff's Department	Reducing Fatalities in Anderson County:	402	\$34,999.61
Ardmore Police Department	High Visibility Enforcement	154AL	\$5,000.00
ASAP of Anderson County	Alcohol Education and Safe Driving in Anderson County Tennessee	405d	\$23,338.17
Ashland City Fire Department	First Responder and Extrication Training	402	\$9,970.45
Ashland City Police Department	High Visibility Enforcement	154AL	\$4,865.00
Atoka Police Department	High Visibility Enforcement	154AL	\$5,000.00
Austin Peay State University Police Department	High Visibility Enforcement	154AL	\$5,000.00
Baileyton Police Department	High Visibility Enforcement	154AL	\$5,000.00
Baneberry Police Department	High Visibility Enforcement	154AL	\$5,000.00
Bartlett Police Department	Police Traffic Services	405d	\$24,167.60
Baxter Police Department	High Visibility Enforcement	154AL	\$5,000.00
Bean Station Police Department	Bean Station Police Department Impaired Driver Enforcement	405d	\$14,996.01
Bedford County Sheriff's Department	Alcohol and Traffic Enforcement	154AL	\$19,036.00
Bell Buckle Police Department	High Visibility Enforcement	154AL	\$5,000.00
Belle Meade Police Department	High Visibility Enforcement	154AL	\$5,000.00
Belle Meade Police Department	Network Coordinator-TITAN	402	\$15,000.00

Bells Police Department	High Visibility Enforcement	154AL	\$5,000.00
Benton County Sheriff's Department	High Visibility Enforcement	154AL	\$5,000.00
Benton Police Department	High Visibility Enforcement	154AL	\$5,000.00
Benton Police Department	Alcohol Impaired Driving	154AL	\$14,999.72
Benton Police Department	Network Coordinator	402	\$15,000.00
Big Sandy Police Department	High Visibility Enforcement	154AL	\$5,000.00
Blaine Police Department	High Visibility Enforcement	154AL	\$5,000.00
Blount County Sheriff's Department	High Visibility Enforcement	154AL	\$4,986.00
Blount County Sheriff's Department	Nighttime seatbelt demo project BCSO 2015-16	405b	\$10,000.00
Blount County Sheriff's Department	2015-16 BCSO Network Coordinator	402	\$14,999.92
Blount County Sheriff's Department	2015-16 BCSO Alcohol Saturation Patrols/Roadside Sobriety Checkpoints	154AL	\$49,977.64
Blount County Sheriff's Department	2015-16 Motorcycle/Motorist Safety - The Dragon	402	\$91,448.00
Bolivar Police Department	"HEAT" Highway Enforcement Alcohol Team	154AL	\$14,999.04
Bradford Police Department	High Visibility Enforcement	154AL	\$5,000.00
Bradley County Sheriff's Department	Operation Safe Street III	154AL	\$35,020.43
Brighton Police Department	High Visibility Enforcement	154AL	\$5,000.00
Bristol Police Department	Bristol Impaired Driving Saturation Patrols	405d	\$25,000.34
Brownsville Police Department	High Visibility Enforcement	154AL	\$5,000.25
Brownsville Police Department	Brownsville Network Coordinator Grant	402	\$15,000.00
Brownsville Police Department	West Tennessee Drive Safe Grant	402	\$15,000.00
Brownsville Police Department	Brownsville Multi-Violation Enforcement Campaign	402	\$35,000.00
Bruceston Police Department	High Visibility Enforcement	154AL	\$5,000.00
Burns Police Department	High Visibility Enforcement	154AL	\$5,000.00
Calhoun Police Department	High Visibility Enforcement	154AL	\$5,001.00
Camden Police Department	High Visibility Enforcement	154AL	\$5,000.01
Campbell County Sheriff's Department	Campbell County Alcohol Enforcement Program	154AL	\$25,384.32
Cannon County Sheriff's Department	Cannon Co Alcohol Enforcement Project	154AL	\$14,991.37
Carroll County Sheriff's Department	High Visibility Enforcement	154AL	\$5,000.00
Carter County Sheriff's Department	High Visibility Enforcement	154AL	\$5,000.00
Carthage Police Department	High Visibility Enforcement	154AL	\$5,000.00
Celina Police Department	High Visibility Enforcement	154AL	\$5,000.00
Centerville Police Department	High Visibility Enforcement	154AL	\$5,000.00
Centerville Police Department	Network Coordinator	402	\$15,000.00
Chapel Hill Police Department	High Visibility Enforcement	154AL	\$5,034.15
Charleston Police Department	High Visibility Enforcement	154AL	\$5,000.00
Chattanooga Police Department	DUI Enforcement	154AL	\$75,000.00

Cheatham County Schools	T.I.E.S. Teach Involve Encourage & Save III	402	\$17,840.00
Cheatham County Sheriff's Department	Alcohol Saturation Patrols/Roadside Sobriety Checkpoints	154AL	\$25,000.00
Church Hill Public Safety	High Visibility Enforcement	154AL	\$5,000.00
City of Paris Police Department	High Visibility Enforcement	154AL	\$5,000.00
Clarksburg Police Department	High Visibility Enforcement	154AL	\$5,000.00
Clarksville Police Department	Clarksville 2016 Alcohol Countermeasures	405d	\$75,000.75
Clay County Sheriff's Department	High Visibility Enforcement	154AL	\$5,000.00
Cleveland Police Department	High Visibility Enforcement	154AL	\$5,000.00
Clinton Police Department	High Visibility Enforcement	154AL	\$5,000.00
Cocke County Sheriff's Department	High Visibility Enforcement	402	\$4,999.99
Cocke County Sheriff's Department	Network Coordinator	402	\$15,000.00
Cocke County Sheriff's Department	SADO (Stop Alcohol Driving Offenses)	154AL	\$25,050.48
Collegedale Police Department	Collegedale Multiple Violations Program	405d	\$15,000.00
Collegedale Police Department	Safety Initiative for Bicyclists and Pedestrians	402	\$39,489.00
Collierville Police Department	High Visibility Enforcement	154AL	\$5,000.00
Collinwood Police Department	High Visibility Enforcement	154AL	\$4,490.00
Columbia State Community College	Standardized Statewide Traffic Training for Law Enforcement	402	\$478,679.51
Conexion Americas	Latino Highway Safety Campaign	154AL	\$139,466.18
Cookeville Police Department	High Visibility Enforcement	154AL	\$5,000.00
Cookeville Police Department	Network Coordinator	402	\$14,999.92
Cookeville Police Department	Cookeville Safe Streets	154AL	\$24,999.75
Cookeville Police Department	Traffic Education Saves Teens (TEST)	402	\$26,940.00
Coopertown Police Department	High Visibility Enforcement	154AL	\$5,000.00
Covington Police Department	High Visibility Enforcement	154AL	\$5,000.00
Cowan Police Department	High Visibility Enforcement	154AL	\$4,974.75
Crockett County Sheriff's Department	High Visibility Enforcement	154AL	\$5,000.00
Cross Plains Police Department	High Visibility Enforcement	154AL	\$4,999.00
Crossroads Volunteer Fire Department - Marion County	Enhanced Emergency Scene Safety	402	\$5,400.00
Crossville Police Department	Alcohol Saturation /Roadside Checkpoints	154AL	\$20,000.00
Crump Police Department	High Visibility Enforcement	154AL	\$5,000.00
Cumberland City Police Department	High Visibility Enforcement	154AL	\$5,000.00
Cumberland County Sheriff's Department	DUI Enforcement	154AL	\$34,999.80
Cumberland County Sheriff's Department	Young Drivers	154AL	\$42,285.00
Dandridge Police Department	High Visibility Enforcement	154AL	\$5,000.00
Davidson County Sheriff's Department	SAAFE	405d	\$15,900.00
Dayton Fire Department	Enhanced Highway Safety for Motorists and Responders	402	\$9,528.20



Dayton Police Department	High Visibility Enforcement	154AL	\$5,213.36
Decatur County Sheriff's Office	Decatur County Alcohol Saturation Patrols/Roadside Sobriety Checkpoints	154AL	\$14,999.20
Decaturville Police Department	High Visibility Enforcement	154AL	\$5,000.00
Decherd Police Department	High Visibility Enforcement	154AL	\$4,999.99
Dickson County Sheriff's Office	DUI Enforcement Campaign 2016	154AL	\$25,000.00
Dickson Police Department	Multiple Violations 2015/2016	402	\$15,000.00
Dover Police Department	High Visibility Enforcement	154AL	\$4,875.28
Dover Police Department	Network Grant	402	\$15,007.65
Dresden Police Department	High Visibility Enforcement	154AL	\$5,000.00
Dunlap Police Department	2015-2016 Dunlap Police Dept Alcohol Countermeasures	154AL	\$15,024.10
Dyer Police Department	High Visibility Enforcement	154AL	\$5,000.00
Eagleville Police Department	High Visibility Enforcement	402	\$4,999.00
East Ridge Police Department	East Ridge Police Department Distracted Driving Initiative	402	\$7,760.00
East Ridge Police Department	East Ridge Police Department Alcohol/DUI Initiative	154AL	\$15,000.62
East Tennessee State University, Department of Public Safety	Distracted Driving	402	\$15,000.00
Elkton Police Department	High Visibility Enforcement	154AL	\$5,000.00
Englewood Police Department	High Visibility Enforcement	154AL	\$5,000.00
Erin Police Department	High Visibility Enforcement	154AL	\$4,976.17
Estill Springs Police Department	High Visibility Enforcement	154AL	\$4,993.50
Etowah Police Department	Keeping the City of Etowah Streets Safe	154AL	\$14,999.96
Fairview Police Department	Fairview Alcohol Free Streets Continued	154AL	\$15,000.00
Fayette County Sheriff's Office	Fayette County Sober Drivers Project	154AL	\$24,954.85
Fentress County Sheriff's Department	Fentress County Impaired Driving Enforcement Program	154AL	\$15,041.92
Franklin County Sheriff's Department	Franklin County Impaired Driving Program	154AL	\$24,993.72
Franklin Police Department	Franklin's Fight Against Impaired Driving	154AL	\$35,000.00
Friendship Police Department	High Visibility Enforcement	154AL	\$5,000.00
Gadsden Police Department	High Visibility Enforcement	154AL	\$5,000.00
Gallatin Police Department	Alcohol Related Reconstruction and Education	405d	\$18,999.00
Gatlinburg Police Department	Gatlinburg Police Traffic Enforcement	402	\$24,999.73
Germantown Police Department	High Visibility Enforcement	154AL	\$5,000.00
Gibson County Sheriff's Department	High Visibility Enforcement	154AL	\$5,000.00
Gibson Police Department	High Visibility Enforcement	154AL	\$5,000.00
Giles County Sheriff's Department	Giles County Impaired Driver Initiative	405d	\$24,157.45
Gleason Police Department	High Visibility Enforcement	154AL	\$5,000.00
Goodlettsville Police Department	High Visibility Enforcement	402	\$5,180.00
Gordonsville Police Department	High Visibility Enforcement	402	\$4,882.50

Grainger County Sheriff's Department	Alcohol Enforcement	154AL	\$24,945.28
Grand Junction Police Department	High Visibility Enforcement	154AL	\$5,000.00
Greenbrier Police Department	2016 Special Traffic Enforcement Program-STEP	402	\$14,997.95
Greene County Sheriff's Department	Network Coordinator	402	\$15,000.00
Greene County Sheriff's Department	Speed Enforcement	402	\$34,500.00
Greenville Police Department	High Visibility Enforcement	154AL	\$5,000.00
Greenfield Police Department	High Visibility Enforcement	402	\$5,000.00
Grundy County Sheriff's Department	Grundy County Sheriff's Traffic Enforcement Program	154AL	\$15,000.00
Halls Police Department	High Visibility Enforcement	154AL	\$5,000.00
Hamilton County Sheriff's Office	Remove Impaired Intoxicated Drivers	405d	\$74,997.88
Hamilton County Sheriff's Office	Safe Journey	405b	\$124,999.96
Hardeman County Sheriff's Department	Reduce Impaired Driving	154AL	\$15,000.18
Hardin County Sheriff's Department	Law Enforcement Services Hardin County Alcohol Saturation Project	154AL	\$25,013.04
Harriman Police Department	High Visibility Enforcement	154AL	\$5,000.00
Hawkins County Sheriff's Department	Hawkins County DUI enforcement	154AL	\$35,966.79
Haywood County Sheriff's Department	High Visibility Enforcement	154AL	\$5,000.00
Henderson County Sheriff's Department	High Visibility Enforcement	154AL	\$5,000.00
Henderson Police Department	High Visibility Enforcement	154AL	\$5,000.00
Hendersonville Police Department	Traffic Safety Grant- Speed, Distracted Driving and D.U.I. Enforcement	402	\$20,000.00
Henry County Sheriff's Department	High Visibility Enforcement	154AL	\$5,000.00
Henry Police Department	High Visibility Enforcement	154AL	\$5,000.00
Hickman County Sheriff's Department	High Visibility Enforcement	154AL	\$5,000.00
Hohenwald Police Department	High Visibility Enforcement	154AL	\$5,000.18
Hollow Rock Police Department	High Visibility Enforcement	154AL	\$5,000.00
Hornbeak Police Department	High Visibility Enforcement	154AL	\$5,000.00
Houston County Sheriff's Department	High Visibility Enforcement	154AL	\$4,993.46
Humboldt Police Department	High Visibility Enforcement	154AL	\$5,000.00
Humphreys County Sheriff's Office	Humphreys County Alcohol Enforcement Campaign	154AL	\$14,900.00
Huntingdon Fire Department	First Responder Training Fire Dept	402	\$9,967.02
Huntingdon Police Department	High Visibility Enforcement	154AL	\$5,000.00
Huntland Police Department	High Visibility Enforcement	154AL	\$5,000.00
Jacksboro Police Department	High Visibility Enforcement	154AL	\$5,000.00
Jackson Area Council on Alcohol and Drug Dependency (JACO)	TN Teen Institute	402	\$7,500.00
Jackson County Sheriff's Department	Jackson County Saturation Patrols / Awareness / Roadside Checkpoints (SPARC)	154AL	\$15,000.00

Jackson Police Department	ACT Alcohol Countermeasures Team	154AL	\$29,960.11
Jackson-Madison County General Hospital	Operation Safe ROADS (Reducing Older Adult Deaths)	402	\$51,000.00
Jasper Police Department	Jasper Alcohol Driving Enforcement Program	154AL	\$15,000.00
Jefferson City Police Department	Jefferson City Police Department Traffic and Alcohol Enforcement	402	\$25,588.12
Jefferson County Sheriff's Department	High Visibility Enforcement	154AL	\$5,000.00
Jellico Police Department	High Visibility Enforcement	154AL	\$5,000.00
Johnson City Police Department	Safer Johnson City Streets VIII	154AL	\$19,971.40
Jonesborough Police Department	High Visibility Enforcement	154AL	\$5,000.00
Kenton Police Department	High Visibility Enforcement	154AL	\$5,000.00
Kimball Police Department	High Visibility Enforcement	154AL	\$4,999.99
Kimball Police Department	Network Coordinator	402	\$15,000.00
Kingsport Police Department	Kingsport Police Department Multiple Traffic Violation / Crash Reduction Campaign	402	\$20,000.28
Kingston Police Department	High Visibility Enforcement	154AL	\$5,000.00
Knox County Sheriff's Office	KCSO Traffic Enforcement Services Grant	402	\$74,161.00
Knoxville Police Department	Nighttime seatbelt demo project	405b	\$10,000.00
Knoxville Police Department	Knoxville's FY 2016 Pedestrian Safety Grant	402	\$20,000.00
Knoxville Police Department	Knoxville's FY 2016 DUI Enforcement Program	154AL	\$74,999.97
Lafayette Police Department	High Visibility Enforcement	154AL	\$5,000.00
LaFollette Police Department	High Visibility Enforcement	154AL	\$5,000.00
Lauderdale County Sheriff's Department	Alcohol Countermeasures	154AL	\$24,955.00
LaVergne Police Department	LaVergne PD Alcohol Saturation Patrols	154AL	\$24,998.98
Lawrence County Sheriff's Department	High Visibility Enforcement	154AL	\$5,000.00
Lawrenceburg Police Department	High Visibility Enforcement	154AL	\$5,000.00
Lebanon Police Department	Lebanon PD DUI Enforcement Initiative	154AL	\$9,756.98
Lenoir City Police Department	High Visibility Enforcement	154AL	\$5,000.00
Lewisburg Police Department	High Visibility Enforcement	402	\$5,000.00
Lewisburg Police Department	Network Coordinator	402	\$15,000.00
Lexington Fire Department	Community Risk Reduction with Hydraulic Equipment	402	\$9,900.00
Lexington Police Department	High Visibility Enforcement	154AL	\$5,000.00
Lexington Police Department	Network Coordinator 2016	402	\$14,989.20
Lexington Police Department	LPD DUI Countermeasures Project 2016	154AL	\$14,999.67
Lincoln County Sheriff's Department	Lincoln County Teen Driver Safety Initiative	402	\$17,300.00
Lincoln County Sheriff's Department	Lincoln County Impaired Driver Initiative	405d	\$24,624.00
Lincoln Memorial University	High Visibility Enforcement	154AL	\$5,000.00
Livingston Police Department	High Visibility Enforcement	154AL	\$4,999.95
Lookout Mtn. Police Department	High Visibility Enforcement	402	\$4,999.99

Loretto Police Department	High Visibility Enforcement	154AL	\$5,000.00
Loudon County Sheriff's Department	High Visibility Enforcement	154AL	\$5,000.00
Loudon County Sheriff's Department	Nighttime seatbelt demo project	405b	\$10,000.00
Macon County Sheriff's Department	High Visibility Enforcement	154AL	\$5,000.00
Madison County Sheriff's Department	High Visibility Enforcement	154AL	\$5,000.00
Madison County Sheriff's Department	Network Law Enforcement Grants - Network Coordinator	402	\$14,948.72
Madison County Sheriff's Department	Alcohol Saturation Patrols/ Roadside Sobriety Check Points	154AL	\$34,997.44
Manchester Police Department	City of Manchester Impaired Driver Enforcement	154AL	\$14,998.50
Marion County Sheriff's Department	High Visibility Enforcement	154AL	\$5,000.00
Marshall County Sheriff's Office	High Visibility Enforcement	154AL	\$5,000.00
Martin Police Department	C.A.R.D.	405d	\$34,829.34
Maryville Police Department	2015-16 MPD Alcohol Saturation Patrols/Roadside Sobriety Checkpoints	154AL	\$24,969.60
Mason Police Department	High Visibility Enforcement	154AL	\$5,000.00
Maury City Police Department	High Visibility Enforcement	154AL	\$5,000.00
Maury County Sheriff's Department	Maury County 2015 Grant	154AL	\$30,000.00
Maynardville Police Department	High Visibility Enforcement	154AL	\$5,000.00
McKenzie Police Department	High Visibility Enforcement	154AL	\$5,000.00
McMinn County Sheriff's Department	McMinn County Alcohol Saturation Patrols/Roadside Sobriety Checkpoints	154AL	\$35,000.66
McMinnville Police Department	Be A Survivor Get A Designated Driver	405d	\$15,532.00
McNairy County Sheriff's Department	High Visibility Enforcement	154AL	\$5,000.00
Medina Police Department	High Visibility Enforcement	154AL	\$5,000.00
Meharry Medical College	Tennessee Child Passenger Safety Center	405b	\$475,000.07
Meigs County Sheriff's Department	Meigs County DUI Enforcement Program 2014	154AL	\$15,110.70
Memphis Police Department	High Visibility Enforcement	154AL	\$5,000.00
Memphis Police Department	Network Coordinator	402	\$15,126.00
Memphis Police Department	Comprehensive Alcohol Risk reDuction (C.A.R.D.)	405d	\$108,384.00
Memphis Police Department	Alcohol Saturation Patrols/Roadside Sobriety Checkpoints	154AL	\$300,000.00
Metro Moore County Sheriffs Department	High Visibility Enforcement	154AL	\$5,000.00
Metro Moore County Sheriffs Department	Alcohol Saturation Patrol	154AL	\$14,994.70
Metro Moore County Sheriffs Department	Network Coordinator Grant	402	\$15,000.00
Metropolitan Government of Nashville & Davidson County	Metropolitan Government of Nashville-Davidson County Drug Court Program	405d	\$58,000.32
Metropolitan Nashville Police Department	Nashville Highway Safety Initiative	154AL	\$399,989.17
Middleton Police Department	High Visibility Enforcement	154AL	\$5,000.00
Milan Police Department	High Visibility Enforcement	154AL	\$5,000.00

Millersville Police Department	High Visibility Enforcement	154AL	\$5,000.00
Millington Police Department	High Visibility Enforcement	154AL	\$5,000.00
Monroe County Sheriff's Department	High Visibility Enforcement	154AL	\$5,000.00
Monteagle Police Department	High Visibility Enforcement	154AL	\$5,000.00
Monterey Police Department	Alcohol Saturation Patrols/Roadside Sobriety Checkpoints	154AL	\$15,056.92
Montgomery County Sheriff's Department	Selective Traffic Enforcement	405d	\$74,989.44
Morgan County Sheriff Department	High Visibility Enforcement	154AL	\$5,000.00
Morristown Police Department	Traffic Safety and Impaired Driving Prevention Program	154AL	\$15,000.00
Moscow Police Department	High Visibility Enforcement	154AL	\$5,000.00
Mothers Against Drunk Driving	Underage Drinking Prevention	405d	\$100,502.10
Mothers Against Drunk Driving	Decreasing DUIs through Court Observations & Law Enforcement Partnerships	405d	\$105,364.10
Mount Carmel Police Department	High Visibility Enforcement	402	\$5,000.00
Mount Pleasant Police Department	High Visibility Enforcement	154AL	\$5,180.00
Mountain City Police Department	High Visibility Enforcement	154AL	\$5,000.00
Mt. Juliet Police Department	High Visibility Enforcement	154AL	\$5,000.00
Munford Police Department	High Visibility Enforcement	154AL	\$5,000.00
Murfreesboro Housing Authority/CADCOR	CADCOR Safety First	405d	\$95,000.00
Murfreesboro Police Department	Selective Traffic Enforcement Program	402	\$74,257.89
Nashville Airport Police Department	High Visibility Enforcement	154AL	\$4,986.24
New Johnsonville Police Department	High Visibility Enforcement	154AL	\$5,000.00
New Market Police Department	High Visibility Enforcement	154AL	\$5,000.00
New Tazewell Police Department	High Visibility Enforcement	154AL	\$5,000.00
Newbern Police Department	High Visibility Enforcement	154AL	\$5,000.00
Newport Police Department	High Visibility Enforcement	154AL	\$5,000.00
Niota Police Department	High Visibility Enforcement	154AL	\$5,000.00
Nolensville Police Department	Impaired Driving Enforcement Grant	405d	\$14,999.04
Norris Police Department	High Visibility Enforcement	154AL	\$5,000.00
Oak Ridge Police Department	Project C.A.R.E. (Community Accident Reduction Effort)	402	\$24,956.00
Oakland Police Department	High Visibility Enforcement	154AL	\$5,000.00
Obion County Sheriff's Office	High Visibility Enforcement	154AL	\$5,000.00
Oliver Springs Police Department	High Visibility Enforcement	154AL	\$5,000.00
Overton County Sheriff's Department	Saturating for Safety	154AL	\$20,000.00
Parrottsville Police Department	High Visibility Enforcement	154AL	\$5,000.00
Parsons Police Department	High Visibility Enforcement	154AL	\$5,000.00
Perry County Sheriff's Office	High Visibility Enforcement	154AL	\$5,000.00
Pickett County Sheriff's Office	High Visibility Enforcement	154AL	\$5,000.00

Pigeon Forge Police Department	High Visibility Enforcement	154AL	\$5,000.00
Pikeville Police Department	High Visibility Enforcement	154AL	\$5,000.00
Piperton Police Department	High Visibility Enforcement	154AL	\$5,000.00
Pittman Center Police Department	High Visibility Enforcement	154AL	\$5,000.00
Pleasant View Police Department	High Visibility Enforcement	154AL	\$4,999.99
Polk County Sheriff's Department	High Visibility Enforcement	154AL	\$5,000.00
Portland Police Department	High Visibility Enforcement	154AL	\$5,000.00
Powells Crossroads Police Department	High Visibility Enforcement	154AL	\$5,000.00
Puryear Police Department	High Visibility Enforcement	154AL	\$5,000.00
Putnam County Sheriff's Department	D2 Awareness	402	\$11,620.00
Putnam County Sheriff's Department	STEER - Safety, Traffic, Education, Enforcement and Response	154AL	\$30,000.00
Red Bank Police Department	City of Red Bank Alcohol Enforcement Program	154AL	\$15,000.00
Red Boiling Springs Police Department	High Visibility Enforcement	154AL	\$5,000.00
Rhea County Sheriff's Department	Strategic Impaired Driving Enforcement (S.I.D.E)	154AL	\$25,005.12
Ridgetop Police Department	Special Traffic Enforcement Program-STEP	402	\$14,993.60
Ripley Police Department	High Visibility Enforcement	154AL	\$5,000.00
Roane County Sheriff's Office	High Visibility Enforcement	154AL	\$5,000.00
Roane County Sheriff's Office	Nighttime seatbelt demo project	405b	\$10,000.00
Roane County Sheriff's Office	Network Coordinator	402	\$15,000.00
Roane County Sheriff's Office	A safer TN through saturations and checkpoints	154AL	\$34,925.00
Robertson County Sheriff's Department	Police Traffic Services-Multiple Violations	402	\$35,000.00
Rockwood Police Department	High Visibility Enforcement	154AL	\$5,000.00
Rocky Top Police Department	High Visibility Enforcement	154AL	\$5,000.00
Rossville Police Department	High Visibility Enforcement	154AL	\$5,000.00
Rutherford County Sheriff's Office	Rutherford County Teen Driver Safety	402	\$27,873.44
Rutherford County Sheriff's Office	Rutherford County Alcohol Enforcement	154AL	\$74,991.21
Rutherford Police Department	High Visibility Enforcement	154AL	\$5,000.00
Rutledge Police Department	Alcohol Saturation Checkpoint	154AL	\$15,000.00
SADD	A Comprehensive Approach to Reducing Teen Crashes and Fatalities	402	\$131,345.50
Saint Joseph Police Department	Project Safe Stateline	154AL	\$9,152.00
Salttillo Police Department	High Visibility Enforcement	154AL	\$5,000.00
Savannah Police Department	Savannah Police Department DUI Enforcement - 2016	405d	\$14,999.96
Scott County Sheriff's Department	High Visibility Enforcement	154AL	\$5,000.00
Scotts Hill Police Department	High Visibility Enforcement	154AL	\$5,000.00
Selmer Police Department	High Visibility Enforcement	154AL	\$5,000.00
Sequatchie County Sheriff's Department	Sequatchie County Alcohol Reduction Enforcement	154AL	\$20,003.79

Sevier County Sheriff's Office	Nighttime seatbelt demo project	405b	\$10,000.00
Sevier County Sheriff's Office	Reduce DUI/Drugged Driving, Crashes, Injuries and Fatalities in Sevier County	405d	\$39,076.17
Sevierville Police Department	Prevention of Accidents/Crashes through Education and Enforcement (PACE)	402	\$34,939.36
Sharon Police Department	High Visibility Enforcement	154AL	\$5,000.00
Shelby County Sheriff's Office	High Visibility Enforcement	154AL	\$4,780.00
Shelby County Sheriff's Office	Shelby County Sheriff Network Coordinator	402	\$15,000.00
Shelby County Sheriff's Office	Shelby County Alcohol Enforcement 2016	405d	\$200,000.00
Shelbyville Police Department	Shelbyville, Arriving Safe	405d	\$15,096.79
Signal Mountain Police Department	A.D.E (Aggressive Driver Enforcement)	402	\$15,110.00
Smithville Police Department	High Visibility Enforcement	154AL	\$4,999.99
Smyrna Police Department	SMYRNA ALCOHOL COUNTERMEASURES (SAC)	154AL	\$24,979.00
Soddy-Daisy Police Department	High Visibility Enforcement	402	\$4,999.99
Soddy-Daisy Police Department	Alcohol Countermeasures, Alcohol Saturation/Roadside Sobriety Check points	154AL	\$15,000.00
Soddy-Daisy Police Department	Network Coordinator	402	\$15,000.00
Somerville Police Department	High Visibility Enforcement	154AL	\$5,000.00
South Carthage Police Department	High Visibility Enforcement	154AL	\$5,000.00
South Fulton Police Department	High Visibility Enforcement	154AL	\$5,000.00
South Pittsburg Police Department	Police Traffic Services	402	\$15,021.40
Sparta Police Department	High Visibility Enforcement	154AL	\$4,999.99
Spencer Police Department	High Visibility Enforcement	402	\$5,000.00
Spring City Police Department	High Visibility Enforcement	154AL	\$5,272.70
Spring Hill Police Department	2016 Grant	405d	\$15,000.00
Springfield Police Department	Safe Scene and Stop Grant	402	\$15,026.04
Stewart County Sheriff's Office	High Visibility Enforcement	154AL	\$4,884.82
Sullivan County Sheriff's Department	Sullivan County Sheriff's Office - Alcohol Enforcement	154AL	\$50,000.00
Sumner County Drug Court	18th Judicial Drug Court, Sumner County	405d	\$60,000.01
Sumner County Sheriff's Department	Impaired Driving Enforcement	154AL	\$31,874.50
Sumner Teen Center	Safe Driving Workshop at Sumner Teen Center	402	\$16,400.00
Surgoinsville Police Department	High Visibility Enforcement	154AL	\$5,000.00
Sweetwater Police Department	High Visibility Enforcement	402	\$5,000.00
Tazewell Police Department	High Visibility Enforcement	154AL	\$5,000.00
TDOH	Ambulance and Trauma Evaluation Systems	402	\$84,580.44
TDOH	Statewide Injury Surveillance System	405c	\$88,284.00
Tennessee Alcoholic Beverage Commission	Underage Sales Tennessee's Operational Plan (USTOP)	405d	\$100,000.00

Tennessee Association of Chiefs of Police	Highway Safety Training for Chief Law Enforcement	402	\$103,550.00
Tennessee Bureau of Investigation	Assisting TBI to Improve DUI Casework and Convictions	405d	\$127,800.00
Tennessee Department of Safety & Homeland Security	State Law Enforcement Management Training	402	\$32,160.00
Tennessee Department of Safety & Homeland Security	Bristol Motor Speedway Traffic Enforcement	402	\$35,913.60
Tennessee Department of Safety & Homeland Security	DUI Tracker	405d	\$48,000.00
Tennessee Department of Safety & Homeland Security	BELTS	405b	\$130,068.48
Tennessee Department of Safety & Homeland Security	SOBER UP TENNESSEE	405d	\$750,000.00
Tennessee Department of Safety & Homeland Security	TITAN Wizard Deployment and Support	402	\$1,600,000.00
Tennessee Department of Safety District 1	Nighttime seatbelt demo project	405b	\$10,000.00
Tennessee Department of Safety District 1	Dragon Grant FTY, 2014-2015	402	\$71,116.80
Tennessee District Attorneys General Conference	Tennessee Traffic Safety Resource Prosecutors:	405d	\$677,094.49
Tennessee Independent Colleges and Universities Association	The Coalition for Healthy and Safe Campus Communities (CHASCo):	405d	\$20,010.00
Tennessee Secondary School Athletic Association	DUI Education Team	405d	\$60,000.00
Tennessee Supreme Court	Integrated Criminal Justice Portal Access	405c	\$91,000.00
Tennessee Tech University Police Department	High Visibility Enforcement	154AL	\$4,999.99
Tennessee Technological University	Ollie Otter, Booster Seat and Seat Belt Education	405b	\$156,116.57
Tennessee Technological University	Tennessee Traffic Safety Resource Service	402	\$459,359.77
Tennessee Trucking Foundation	Teens & Trucks Share the Road	402	\$50,000.00
The University of Tennessee	Judicial Outreach Liaison Program (JOL)	405d	\$93,925.10
The University of Tennessee	Media Evaluations	402	\$126,755.94
The University of Tennessee	FY 2016 Statewide Survey of Safety Belt and Motorcycle Helmet Usage	405b	\$166,133.59
The University of Tennessee	Law Enforcement Liaison Administration	402	\$1,289,668.50
The University of Tennessee	UT Program Admin Grant	402	\$1,295,000.00
The University of Tennessee at Martin	High Visibility Enforcement	402	\$5,600.00
Tipton County Sheriff's Department	Tipton County SO Alcohol Enforcement Project	154AL	\$35,000.00
Tiptonville Police Department	High Visibility Enforcement	154AL	\$5,000.00
TjohnE Productions, Inc.	ThinkFast Young Adult Impairment Driving Prevention Project	405d	\$223,000.00
TN DAG, 01st Judicial District	Special DUI Prosecutor Program	154AL	\$153,678.81
TN DAG, 02nd Judicial District	DUI Abatement / Prosecution Enhancement	154AL	\$147,134.56
TN DAG, 04th Judicial District	DUI Abatement / Prosecution Enhancement	154AL	\$180,446.57



TN DAG, 05th Judicial District	5th Judicial District 2015-2016 DUI Abatement/Prosecution Enhancement	154AL	\$190,818.74
TN DAG, 06th Judicial District	DUI ABATEMENT/PROSECUTION ENHANCEMENT	154AL	\$282,111.86
TN DAG, 07th Judicial District	2015-2016 DUI Abatement/Prosecution Enhancement Grant	154AL	\$205,140.96
TN DAG, 08th Judicial District	Special DUI Prosecutor- 8th District	154AL	\$138,973.52
TN DAG, 09th Judicial District	DUI Prosecutor - TN DAG, 9th Judicial District	154AL	\$166,325.98
TN DAG, 10th Judicial District	DUI Abatement/Prosecution Enhancement	154AL	\$133,851.79
TN DAG, 11th Judicial District	DUI Prosecution	154AL	\$165,673.81
TN DAG, 13th Judicial District	Better Enforcement Stopping Tragedy (B.E.S.T.)	154AL	\$162,641.29
TN DAG, 14th Judicial District	DUI Abatement/Prosecution Enhancement	154AL	\$159,898.04
TN DAG, 15th Judicial District	Continuation of Protecting Lives:	154AL	\$165,982.87
TN DAG, 16th Judicial District	DUI Abatement/Prosecution Enhancement	154AL	\$142,920.68
TN DAG, 17th Judicial District	DUI PROSECUTOR GRANT 2016	154AL	\$179,388.01
TN DAG, 19th Judicial District	DUI Abatement/Prosecution Enhancement	154AL	\$197,927.57
TN DAG, 20th Judicial District	Specialized Traffic Offender Prosecution Team	154AL	\$389,506.50
TN DAG, 21st Judicial District	DUI Abatement/Prosecution Enhancement	154AL	\$169,784.07
TN DAG, 22nd Judicial District	DUI Abatement/Prosecution Enhancement	154AL	\$183,063.58
TN DAG, 23rd Judicial District	DUI ABATEMENT / PROSECUTION ENHANCEMENT	154AL	\$154,367.22
TN DAG, 24th Judicial District	24th Judicial District DUI Prosecution Enhancement Grant	154AL	\$217,984.38
TN DAG, 25th Judicial District	DUI Prosecution Unit, 25th Judicial District of Tennessee	154AL	\$199,265.24
TN DAG, 26th Judicial District	DUI Abatement/Prosecution Enhancement	154AL	\$177,242.90
TN DAG, 30th Judicial District	DUI Abatement/Prosecution Enhancement	154AL	\$294,217.96
TN DAG, 31st Judicial District	DUI Abatement/Prosecution Enhancement 2015/2016	154AL	\$204,759.27
Toone Police Department	High Visibility Enforcement	154AL	\$5,000.00
Townsend Police Department	High Visibility Enforcement	154AL	\$5,000.00
Tracy City Police Department	High Visibility Enforcement	154AL	\$5,000.00
Trenton Police Department	High Visibility Enforcement	154AL	\$5,000.00
Trezevant Police Department	High Visibility Enforcement	154AL	\$5,000.00
Trousdale County Sheriff's Department	High Visibility Enforcement	154AL	\$5,000.00
Troy Police Department	High Visibility Enforcement	154AL	\$5,000.00
Tullahoma Police Department	Police Traffic Services-Multiple Violations	402	\$14,932.47
Tusculum Police Department	High Visibility Enforcement	154AL	\$5,000.00
Unicoi County Sheriff's Department	High Visibility Enforcement	154AL	\$5,000.00
Unicoi County Sheriff's Department	NETWORK COORDINATOR	402	\$15,000.00
Union City Police Department	High Visibility Enforcement	154AL	\$5,000.00
Union City Police Department	Alcohol Countermeasures Enforcement	154AL	\$15,000.00
Union City Police Department	Network Coordinator	402	\$15,000.00

Union County Sheriff's Department	Alcohol Saturation Patrols / Roadside Soberity Checkpoints	405d	\$14,969.13
University of Memphis - Lambuth	High Visibility Enforcement	402	\$4,995.00
University of Memphis, Police Services	Police Traffic Services - Multiple Violations	402	\$29,964.49
University of Tennessee Police Department	High Visibility Enforcement	402	\$5,690.43
Van Buren County Sheriff's Department	High Visibility Enforcement	154AL	\$5,000.00
Volunteer State Community College Campus Police	High Visibility Enforcement	154AL	\$5,000.00
Vonore Police Department	High Visibility Enforcement	154AL	\$5,000.00
Warren County Sheriff's Department	Warren County Impaired Driving Enforcement	154AL	\$24,318.58
Wartrace Police Department	High Visibility Enforcement	154AL	\$5,000.00
Washington County Sheriff's Department	High Visibility Enforcement	154AL	\$5,000.85
Washington County Sheriff's Department	Making Alcohol Free Roadways a Priority	154AL	\$40,000.00
Waverly Police Department	High Visibility Enforcement	154AL	\$5,000.00
Wayne County Sheriff's Department	Wayne County Impaired Driving Enforcement	405d	\$15,000.00
Waynesboro Police Department	Waynesboro P.D. Drive Safe Program	402	\$14,998.00
Weakley County Sheriff's Department	High Visibility Enforcement	154AL	\$5,000.00
Westmoreland Police Department	High Visibility Enforcement	154AL	\$5,000.00
White Bluff Police Department	High Visibility Enforcement	154AL	\$5,000.00
White County Sheriff's Department	DUI Saturation Patrols	154AL	\$24,992.61
White House Police Department	DUI Detection/ Alcohol Countermeasures/ Traffic Enforcement	154AL	\$19,999.72
White Pine Police Department	High Visibility Enforcement	154AL	\$5,000.00
Whiteville Police Department	High Visibility Enforcement	402	\$5,000.00
Whitwell Police Department	High Visibility Enforcement	154AL	\$5,000.00
Williamson County Juvenile Court	Williamson County Juvenile Court	405d	\$60,000.00
Williamson County Sheriff's Department	Alcohol Saturation Patrols/Roadside Sobriety Checkpoints	154AL	\$49,999.92
Wilson County Sheriff's Department	Wilson County DUI Enforcement/Speed Enforcement	154AL	\$14,924.84
Winchester Police Department	High Visibility Enforcement	154AL	\$5,000.00

**ODING INFORMATION:**  
 (For State of Tennessee  
 Dept. of Transportation  
 Use ONLY)

**DEPOSIT DATE:**  
**JOURNAL VOUCHER NUMBER:**  
**NHTSA VOUCHER NUMBER:**  
**TOTAL DEPOSIT AMOUNT:**

**U. S. DEPARTMENT OF TRANSPORTATION, NATIONAL HIGHWAY TRAFFIC SAFETY ADMINISTRATION**

Federal Aid Reimbursement Voucher

Progress Voucher

(X) Final Voucher

PAYEE: State of Tennessee, Highway Safety Program  
 REIMBURSEMENT METHOD: (X) LETTER OF CREDIT ( ) U.S. TREASURY CHECK --- STATE IDENTIFICATION INFO.

ADDRESS: Suite 800, James K. Polk Bldg.

Program Area/ Project Number	VOUCHER CONTROL NUMBER:		2016-VOU-16	CLAIM PERIOD:	10/01/15	TO 9/30/2016
	Federal Funds Obligated	Amount to Local Benefit	Cumul. Total STATE MATCH	Cumul. Federal Funds Expended	Previous amount Claimed	Claimed This Period
<b>NHTSA (Section 402)</b>						
PA	\$ 275,000.00		228,412.67	\$ 228,412.67	\$ 228,412.67	\$ -
PS	84,489.00	16,584.35	8,292.17	\$ 25,329.48	\$ 25,329.48	\$ -
DE	439,520.72	95,466.05	47,732.52	\$ 233,415.11	\$ 233,415.11	\$ -
PT	3,462,099.49	1,130,919.90	565,582.41	\$ 1,852,734.90	\$ 1,852,734.90	\$ -
MC	184,868.75	60,028.09	30,014.06	\$ 150,070.23	\$ 150,070.23	\$ -
SA	509,359.77	175,500.71	87,750.36	\$ 271,036.27	\$ 271,036.27	\$ -
EM	54,765.67	17,010.28	8,505.14	\$ 30,722.65	\$ 30,722.65	\$ -
TR	673,151.79	269,260.72	134,630.35	\$ 673,151.79	\$ 673,151.79	\$ -
PM	562,500.00	63,506.95	31,753.48	\$ 158,767.39	\$ 158,767.39	\$ -
<b>402 Sub-Total</b>	<b>6,245,755.19</b>	<b>1,828,277.05</b>	<b>1,142,673.16</b>	<b>3,623,640.49</b>	<b>\$ 3,623,640.49</b>	<b>\$ -</b>
<b>OTHER:</b>						
154AL	8,392,488.88	4,230,720.34		\$ 7,050,980.49	\$ 7,050,980.49	\$ -
154PA	-			\$ -	\$ -	\$ -
154PM	2,710,834.77			\$ 2,687,069.92	\$ 2,687,069.92	\$ -
154 HE	4,503,787.49			\$ 596,485.48	\$ 596,485.48	\$ -
M2CPS	645,081.10		172,266.21	\$ 448,186.34	\$ 448,186.34	\$ -
M2HVE	154,644.29		27,298.67	\$ 129,129.38	\$ 129,129.38	\$ -
M2OP	196,801.99		39,360.41	\$ 102,766.01	\$ 102,766.01	\$ -
M2PE	573,149.48		148,956.19	\$ 573,149.48	\$ 573,149.48	\$ -
M3DA	1,138,042.06		211,041.56	\$ 365,799.00	\$ 365,799.00	\$ -
MSBAC	306,187.03		22,494.60	\$ 112,473.05	\$ 112,473.05	\$ -
M5CS	597,791.63		101,817.13	\$ 448,090.93	\$ 448,090.93	\$ -
M5HVE	1,759,818.90		460,760.45	\$ 1,034,157.35	\$ 1,034,157.35	\$ -
M5IS	123,774.00		4,400.00	\$ 22,000.00	\$ 22,000.00	\$ -
M5OT	1,809,903.02		274,059.38	\$ 1,002,496.67	\$ 1,002,496.67	\$ -
M9MA	148,135.44		29,015.98	\$ 116,063.91	\$ 116,063.91	\$ -
<b>Other Sub-Totals</b>	<b>\$ 23,060,440.08</b>	<b>\$ 4,230,720.34</b>	<b>1,491,470.58</b>	<b>\$ 14,688,848.01</b>	<b>\$ 14,688,848.01</b>	<b>\$ -</b>
<b>TOTALS</b>	<b>\$ 29,306,195.27</b>	<b>\$ 6,058,997.39</b>	<b>2,634,143.74</b>	<b>\$ 18,312,488.50</b>	<b>\$ 18,312,488.50</b>	<b>\$ -</b>

I CERTIFY, that in accordance with the laws of the state and under the terms of the approved program(s) area that actual costs claimed have been incurred and not previously been presented for payment.

(APPROVAL AND PAYMENT ARE SUBJECT TO ADJUSTMENT, YEAR-END AUDIT OR OTHER APPROPRIATE REVIEW).

STATE OFFICIAL:  
 NAME:  
 TITLE:

**Fiscal Director III**

NHTSA APPROVAL:  
 NAME:  
 TITLE:

**12/20/16**

OFFICE OF HIGHWAY SAFETY  
 FISCAL YEAR 2016

PERIOD ENDING: 12/31/2016

PSP/NUMBER AGREEMENT NUMBER	FED/STATE MATCH	BENEFIT LOCAL	LOCAL MATCH	GHSO#	NAME OF AGENCY, PSP TITLE & APPROVED PROJECTS	FEDERAL FUNDS OBLIGATED	FEDERAL FUNDS ALLOCATED TO PROJECTS	EXPENDITURES			EXPENDED BALANCE
								PRIOR CLAIM	THIS CLAIM	TOTAL CLAIMS	
PA-16					PLANNING & ADMINISTRATION CFDA - 20.600	\$ 275,000.00					
TN1000000012780	50%			PA-16-01	Governor's Highway Safety	97111067104	228,412.67	\$ 228,412.67	\$	228,412.67	\$ -
State	50%			PA-16-01	Governor's Highway Safety	97111067104	228,412.67	\$ 228,412.67	\$	228,412.67	\$ -
PA-16					<b>UNALLOCATED PSP TOTAL</b>	46,587.33					
PS-16					Pedestrian/Bicycle Safety CFDA - 20.600	\$ 84,489.00					
TN1000000012966	100%	Yes		PS-16-01	Collegedale Police Department	97133064104	37,997.31	\$ 37,997.31	\$	37,997.31	\$ -
TN1000000012967	100%	Yes		PS-16-02	Knoxville Police Department	97147066504	3,463.58	\$ 3,463.58	\$	3,463.58	\$ -
PS-16					<b>UNALLOCATED PSP TOTAL</b>	84,489.00					
DE-16					<b>DRIVER EDUCATION</b> CFDA - 20.600	\$ 439,520.72					

TN1000000012945	100%	Yes	DE-16-01	Brownsville Police Departme	97038063004	14,713.00	\$	14,713.00	\$	14,713.00	\$	-
TN1000000012946	100%	Yes	DE-16-02	East Ridge Police Departme	97133063904	6,943.53	\$	6,943.53	\$	6,943.53	\$	-
TN1000000012947	100%	Yes	DE-16-03	East Tennessee State Univer	97090069704	1,389.16	\$	1,389.16	\$	1,389.16	\$	-
TN1000000012948	100%	Yes	DE-16-04	Putnam County Sheriff&apo	97071066404	11,496.25	\$	11,496.25	\$	11,496.25	\$	-
TN1000000012949	100%	Yes	DE-16-05	Cheatham County Schools	97011063804	15,936.62	\$	15,936.62	\$	15,936.62	\$	-
TN1000000012950	100%	Yes	DE-16-06	Cookeville Police Departme	97071066104	18,880.39	\$	18,880.39	\$	18,880.39	\$	-
TN1000000012951	100%	Yes	DE-16-07	Jackson Area Council on Alci	97057067504	4,500.00	\$	4,500.00	\$	4,500.00	\$	-
TN1000000012952	100%	Yes	DE-16-08	Lincoln County Sheriff&apos	97052062104	16,916.86	\$	16,916.86	\$	16,916.86	\$	-
TN1000000012953	100%	Yes	DE-16-09	Rutherford County Sheriff&c	97075066404	20,165.27	\$	20,165.27	\$	20,165.27	\$	-
TN1000000012954	100%	Yes	DE-16-10	SADD	97111066704	61,345.50	\$	61,345.50	\$	61,345.50	\$	-
TN1000000012955	100%	Yes	DE-16-11	Sumner Teen Center	97083066004	16,378.53	\$	16,378.53	\$	16,378.53	\$	-
TN1000000012956	100%	Yes	DE-16-12	Tennessee Trucking Foundat	97319062004	50,000.00	\$	50,000.00	\$	50,000.00	\$	-
				<b>UNALLOCATED</b>		200,855.61						
DE-16				<b>PSP TOTAL</b>		\$ 439,520.72		238,665.11		238,665.11		-
PT-16				<b>POLICE TRAFFIC SERVICE</b>		\$ 3,462,099.49						
				CFDA - 20.600								
TN1000000012968	100%	No	PT-16-00	GHSO	97111066904	114,830.84	\$	114,830.84	\$	114,830.84	\$	-
TN1000000012971	100%	Yes	PT-16-01	The University of Tennessee	97147067104	88,217.97	\$	88,217.97	\$	88,217.97	\$	-
TN1000000012972	100%	Yes	PT-16-02	Alcoa Police Department	97105060104	13,422.69	\$	13,422.69	\$	13,422.69	\$	-
TN1000000012973	100%	Yes	PT-16-03	Anderson County Sheriff's	97001064904	32,818.51	\$	32,818.51	\$	32,818.51	\$	-
TN1000000012974	100%	Yes	PT-16-04	Brownsville Police Departme	97038063104	34,969.11	\$	34,969.11	\$	34,969.11	\$	-
TN1000000012975	100%	Yes	PT-16-05	Dickson Police Department	97022065004	12,133.85	\$	12,133.85	\$	12,133.85	\$	-
TN1000000012976	100%	Yes	PT-16-06	Gatlinburg Police Departme	97078064004	22,360.56	\$	22,360.56	\$	22,360.56	\$	-
TN1000000012977	100%	Yes	PT-16-07	Greenbrier Police Departme	97074062204	13,305.25	\$	13,305.25	\$	13,305.25	\$	-
TN1000000012978	100%	Yes	PT-16-08	Greene County Sheriff&apos	97030061204	34,326.12	\$	34,326.12	\$	34,326.12	\$	-
TN1000000012979	100%	Yes	PT-16-09	Hendersonville Police Depar	97083065704	18,942.00	\$	18,942.00	\$	18,942.00	\$	-
TN1000000012980	50%	Yes	PT-16-10	Jefferson City Police Depart	97045061004	25,588.12	\$	25,588.12	\$	25,588.12	\$	-
TN1000000012981	100%	Yes	PT-16-11	Kingsport Police Departmen	97082068504	20,000.28	\$	20,000.28	\$	20,000.28	\$	-
TN1000000012982	100%	Yes	PT-16-12	Knox County Sheriff&apos;s	97147066404	72,229.00	\$	72,229.00	\$	72,229.00	\$	-
TN1000000012983	100%	Yes	PT-16-13	Murfreesboro Police Depart	97075066304	64,733.02	\$	64,733.02	\$	64,733.02	\$	-
TN1000000012984	100%	Yes	PT-16-14	Oak Ridge Police Departme	97001065104	22,859.66	\$	22,859.66	\$	22,859.66	\$	-
TN1000000012985	100%	Yes	PT-16-15	Ridgetop Police Department	97074062304	10,184.86	\$	10,184.86	\$	10,184.86	\$	-
TN1000000012985	100%	Yes	PT-16-16	Robertson County Sheriff&a	97074062404	28,540.45	\$	28,540.45	\$	28,540.45	\$	-
TN1000000012986	100%	Yes	PT-16-17	Sevierville Police Departme	97078063204	17,667.87	\$	17,667.87	\$	17,667.87	\$	-
TN1000000012987	100%	Yes	PT-16-18	Signal Mountain Police Depa	97133064504	14,587.79	\$	14,587.79	\$	14,587.79	\$	-
TN1000000012988	100%	Yes	PT-16-19	South Pittsburg Police Depar	97058062404	15,021.40	\$	15,021.40	\$	15,021.40	\$	-
TN1000000012989	100%	Yes	PT-16-20	Springfield Police Departme	97074062504	14,947.72	\$	14,947.72	\$	14,947.72	\$	-
TN1000000012990	100%	Yes	PT-16-21	Tullahoma Police Departme	97016064304	14,872.00	\$	14,872.00	\$	14,872.00	\$	-
TN1000000012991	100%	Yes	PT-16-22	University of Memphis, Polic	97279067204	29,315.29	\$	29,315.29	\$	29,315.29	\$	-
TN1000000012993	100%	Yes	PT-16-23	Waynesboro Police Departm	97091061904	14,082.90	\$	14,082.90	\$	14,082.90	\$	-
TN1000000012994	100%	Yes	PT-16-24	Belle Meade Police Departm	97219069304	12,191.91	\$	12,191.91	\$	12,191.91	\$	-
TN1000000012995	100%	Yes	PT-16-25	Benton Police Department	97070062104	14,268.54	\$	14,268.54	\$	14,268.54	\$	-
TN1000000012996	100%	Yes	PT-16-26	Blount County Sheriff&apos,	97105060304	5,998.44	\$	5,998.44	\$	5,998.44	\$	-
TN1000000012997	100%	Yes	PT-16-27	Brownsville Police Departme	97038063204	12,131.69	\$	12,131.69	\$	12,131.69	\$	-
TN1000000012998	100%	Yes	PT-16-28	Centerville Police Departme	97041060504	13,119.75	\$	13,119.75	\$	13,119.75	\$	-
TN1000000012999	100%	Yes	PT-16-29	Cocke County Sheriff&apos;	97015061804	14,758.33	\$	14,758.33	\$	14,758.33	\$	-
TN1000000013000	100%	Yes	PT-16-30	Cookeville Police Departme	97071066004	14,999.92	\$	14,999.92	\$	14,999.92	\$	-
TN1000000013001	100%	Yes	PT-16-31	Dover Police Department	97081062404	12,683.29	\$	12,683.29	\$	12,683.29	\$	-
TN1000000013002	100%	Yes	PT-16-32	Kimball Police Department	97058062304	12,702.44	\$	12,702.44	\$	12,702.44	\$	-
TN1000000013003	100%	Yes	PT-16-33	Lewisburg Police Departme	97059061904	11,179.95	\$	11,179.95	\$	11,179.95	\$	-
TN1000000013004	100%	Yes	PT-16-34	Lexington Police Departmen	97039063004	13,369.06	\$	13,369.06	\$	13,369.06	\$	-
TN1000000013005	100%	Yes	PT-16-35	Madison County Sheriff&apr	97057067804	12,631.53	\$	12,631.53	\$	12,631.53	\$	-
TN1000000013006	100%	Yes	PT-16-36	Memphis Police Departmen	97279066604	12,000.39	\$	12,000.39	\$	12,000.39	\$	-
TN1000000012969	100%	Yes	PT-16-37	Metro Moore County Sherif	97064061004	14,618.19	\$	14,618.19	\$	14,618.19	\$	-
TN1000000013007	100%	Yes	PT-16-38	Roane County Sheriff&apos;	97073063204	5,215.17	\$	5,215.17	\$	5,215.17	\$	-
TN1000000013008	100%	Yes	PT-16-39	Shelby County Sheriff&apos,	97279066904	14,903.09	\$	14,903.09	\$	14,903.09	\$	-
TN1000000013009	100%	Yes	PT-16-40	Soddy-Daisy Police Departm	97133064604	14,667.87	\$	14,667.87	\$	14,667.87	\$	-
TN1000000013010	100%	Yes	PT-16-41	Unicoi County Sheriff&apos;	97086060304	10,325.50	\$	10,325.50	\$	10,325.50	\$	-
TN1000000013011	100%	Yes	PT-16-42	Union City Police Departme	97066062004	12,175.33	\$	12,175.33	\$	12,175.33	\$	-
TN1000000013012	100%	Yes	PT-16-43	Washington County Sheriff&	97190060104	-	\$	-	\$	-	\$	-
TN1000000013013	100%	Yes	PT-16-44	Jackson-Madison County Ge	97057067704	11,392.95	\$	11,392.95	\$	11,392.95	\$	-

TN100000013014	100%	No		PT-16-45	Tennessee Department of S	97319060804	32,160.00	\$	32,160.00	\$	-	\$	32,160.00	\$	-	
TN1000000013015	100%	Yes		PT-16-46	Tennessee Association of Ch	97319060304	97,095.63	\$	97,095.63	\$	-	\$	97,095.63	\$	-	
TN1000000013016	100%	Yes		PT-16-47	Tennessee Department of S	97319060904	32,662.13	\$	32,662.13	\$	-	\$	32,662.13	\$	-	
TN1000000013017	100%	Yes		PT-16-48	Columbia State Community	97060062304	415,101.20	\$	415,101.20	\$	-	\$	415,101.20	\$	-	
TN1000000013018	100%	No		PT-16-49	The University of Tennessee	97147067204	505,653.50	\$	505,653.50	\$	-	\$	505,653.50	\$	-	
TN1000000013019	100%	No		PT-16-50	The University of Tennessee	97147067304	468,201.04	\$	468,201.04	\$	-	\$	468,201.04	\$	-	
TN1000000013349	100%	Yes		PT-16-67	Greene County Sheriff&apo	97030061304	12,027.58	\$	12,027.58	\$	-	\$	12,027.58	\$	-	
TN1000000013037	100%	Yes		PT-16-68	Cumberland County Sheriff&	97018063704	40,695.38	\$	40,695.38	\$	-	\$	40,695.38	\$	-	
					<b>UNALLOCATED</b>		863,212.43									
PT-16					<b>PSP TOTAL</b>		\$ 3,462,099.49		2,598,887.06				2,598,887.06		-	
MC-16					<b>Motorcycle Safety</b>		\$ 184,868.75									
					CFDA - 20.600											
TN1000000012963	100%	Yes		MC-16-01	Blount County Sheriff&apos	97105060204	82,690.95	\$	82,690.95	\$	-	\$	82,690.95	\$	-	
TN1000000012964	100%	Yes		MC-16-02	Tennessee Department of S	97147066804	67,379.28	\$	67,379.28	\$	-	\$	67,379.28	\$	-	
					<b>UNALLOCATED</b>		34,798.52									
MC-16					<b>PSP TOTAL</b>		\$ 184,868.75		150,070.23				150,070.23		-	
SA-16					<b>SAFE COMMUNITIES</b>		\$ 509,359.77									
					CFDA - 20.600											
TN1000000013020	100%	No		SA-16-01	Tennessee Technological Un	97071066704	438,751.79	\$	438,751.79	\$	-	\$	438,751.79	\$	-	
					<b>UNALLOCATED</b>		\$ 70,607.98									
SA-16					<b>PSP TOTAL</b>		\$ 509,359.77		438,751.79				438,751.79		-	
EM-16					<b>EMERGENCY MEDICAL SERVI</b>		\$ 54,765.67									
					CFDA - 20.600											
TN1000000012957	100%	Yes		EM-16-01	Ashland City Fire Departm	97011063704	9,408.09	\$	9,408.09	\$	-	\$	9,408.09	\$	-	
TN1000000012958	100%	Yes		EM-16-02	Crossroads Volunteer Fire D	97058062104	4,836.36	\$	4,836.36	\$	-	\$	4,836.36	\$	-	
TN1000000012960	100%	Yes		EM-16-03	Dayton Fire Department	97072062804	9,528.20	\$	9,528.20	\$	-	\$	9,528.20	\$	-	
TN1000000012961	100%	Yes		EM-16-04	Huntingdon Fire Departmen	97009062504	8,853.04	\$	8,853.04	\$	-	\$	8,853.04	\$	-	
TN1000000012962	100%	Yes		EM-16-05	Lexington Fire Department	97039062904	9,900.00	\$	9,900.00	\$	-	\$	9,900.00	\$	-	
					<b>UNALLOCATED</b>		12,239.98									
EM-16					<b>PSP TOTAL</b>		\$ 54,765.67		42,525.69				42,525.69		-	
TR-16					<b>TRAFFIC RECORDS</b>		\$ 673,151.79									
					CFDA - 20.600											
TN1000000013021	100%	No		TR-16-01	Tennessee Department of H	97319060504	23,151.79	\$	23,151.79	\$	-	\$	23,151.79	\$	-	
TN1000000013022	100%	Yes		TR-16-02	Tennessee Department of S	97319060704	650,000.00	\$	650,000.00	\$	-	\$	650,000.00	\$	-	
TN1000000013023	100%	Yes		TR-16-03	Tennessee State University	97319061804	-	\$	-	\$	-	\$	-	\$	-	
					<b>UNALLOCATED</b>		\$ -									
TR-16					<b>PSP TOTAL</b>		\$ 673,151.79		673,151.79				673,151.79		-	
PM-16					CFDA - 20.600		\$ 562,500.00									
TN1000000012965	100%	No		PM-16-01	Sinclair Television Group, In	97113061504	10,000.00	\$	10,000.00	\$	-	\$	10,000.00	\$	-	
TN1000000013376	100%	No		PM-16-02	Collegiate Life Investment F	97113065304	2,500.00	\$	2,500.00	\$	-	\$	2,500.00	\$	-	
TN1000000013426	100%	No		PM-16-03	Tuerff-Davis Enviromedia, In	97113065804	146,267.39	\$	146,267.39	\$	-	\$	146,267.39	\$	-	
					<b>UNALLOCATED</b>		403,732.61									
					<b>PSP TOTAL</b>		\$ 562,500.00		158,767.39				158,767.39		-	
					<b>TOTAL NHTSA (402) FUNDS</b>		\$ 6,245,755.19	\$	4,570,692.62	\$	4,570,692.62	\$	-	\$	4,570,692.62	\$
154AL-16					<b>SECTION 154 OPEN CONTAIN</b>		\$ 8,392,488.88									
					CFDA - 20.607											
TN1000000013024	100%	Yes		154AL-16-00	GHSO	97111067004	804,287.13	\$	804,287.13	\$	-	\$	804,287.13	\$	-	
TN1000000013025	100%	Yes		154AL-16-02	Bedford County Sheriff's	97002061504	17,749.48	\$	17,749.48	\$	-	\$	17,749.48	\$	-	
TN1000000013026	100%	Yes		154AL-16-03	Benton Police Department	97070062204	14,466.86	\$	14,466.86	\$	-	\$	14,466.86	\$	-	
TN1000000013027	100%	Yes		154AL-16-04	Blount County Sheriff's D	97105060404	42,392.43	\$	42,392.43	\$	-	\$	42,392.43	\$	-	
TN1000000013028	100%	Yes		154AL-16-05	Bradley County Sheriff&apo	97006063804	35,020.43	\$	35,020.43	\$	-	\$	35,020.43	\$	-	
TN1000000013029	100%	Yes		154AL-16-06	Campbell County Sheriff's	97007062504	21,437.53	\$	21,437.53	\$	-	\$	21,437.53	\$	-	
TN1000000013030	100%	Yes		154AL-16-07	Cannon County Sheriff&apo	97008062504	14,487.78	\$	14,487.78	\$	-	\$	14,487.78	\$	-	
TN1000000013031	100%	Yes		154AL-16-08	Chattanooga Police Departn	97133063704	52,052.56	\$	52,052.56	\$	-	\$	52,052.56	\$	-	
TN1000000013032	100%	Yes		154AL-16-09	Cheatham County Sheriff&a	97011063904	24,933.28	\$	24,933.28	\$	-	\$	24,933.28	\$	-	
TN1000000013033	100%	Yes		154AL-16-10	Cocke County Sheriff&apos;	97015061904	25,049.67	\$	25,049.67	\$	-	\$	25,049.67	\$	-	
TN1000000013034	100%	Yes		154AL-16-11	Cookeville Police Departmen	97071066204	24,999.75	\$	24,999.75	\$	-	\$	24,999.75	\$	-	
TN1000000013035	100%	Yes		154AL-16-12	Crossville Police Departmen	97018063504	19,999.51	\$	19,999.51	\$	-	\$	19,999.51	\$	-	

TN100000013036	100%	Yes	154AL-16-13	Cumberland County Sheriff&	97018063604	34,386.56	\$	34,386.56	\$	34,386.56	\$	-	\$	-
N/A	100%	Yes	154AL-16-14	Cumberland County Sheriff&	97018063704	-	\$	-	\$	-	\$	-	\$	-
TN100000013038	100%	Yes	154AL-16-15	Decatur County Sheriff&apo	97020060904	13,996.98	\$	13,996.98	\$	13,996.98	\$	-	\$	-
TN100000013039	100%	Yes	154AL-16-16	Dickson County Sheriff&apo	97022064904	22,257.22	\$	22,257.22	\$	22,257.22	\$	-	\$	-
TN100000013040	100%	Yes	154AL-16-17	Dunlap Police Department	97077061704	14,775.66	\$	14,775.66	\$	14,775.66	\$	-	\$	-
TN100000013041	100%	Yes	154AL-16-18	East Ridge Police Departmen	97133064004	13,157.80	\$	13,157.80	\$	13,157.80	\$	-	\$	-
TN100000013042	100%	Yes	154AL-16-19	Etowah Police Department	97054064804	12,030.60	\$	12,030.60	\$	12,030.60	\$	-	\$	-
TN100000013043	100%	Yes	154AL-16-20	Fairview Police Department	97094067104	14,320.93	\$	14,320.93	\$	14,320.93	\$	-	\$	-
TN100000013044	100%	Yes	154AL-16-21	Fayette County Sheriff&apo	97024062704	24,758.17	\$	24,758.17	\$	24,758.17	\$	-	\$	-
TN100000013045	100%	Yes	154AL-16-22	Fentress County Sheriff&apo	97025061904	14,389.81	\$	14,389.81	\$	14,389.81	\$	-	\$	-
TN100000013046	100%	Yes	154AL-16-23	Franklin County Sheriff&apo	97026064004	20,064.13	\$	20,064.13	\$	20,064.13	\$	-	\$	-
TN100000013047	100%	Yes	154AL-16-24	Franklin Police Department	97094067204	20,052.70	\$	20,052.70	\$	20,052.70	\$	-	\$	-
TN100000013048	100%	Yes	154AL-16-25	Grainger County Sheriff&apo	97029061704	12,926.26	\$	12,926.26	\$	12,926.26	\$	-	\$	-
TN100000013049	100%	Yes	154AL-16-26	Grundy County Sheriff&apo	97031061004	14,770.07	\$	14,770.07	\$	14,770.07	\$	-	\$	-
TN100000013050	100%	Yes	154AL-16-27	Hardeman County Sheriff&a	97035062904	13,587.90	\$	13,587.90	\$	13,587.90	\$	-	\$	-
TN100000013051	100%	Yes	154AL-16-28	Hardin County Sheriff&apo	97036062304	20,415.09	\$	20,415.09	\$	20,415.09	\$	-	\$	-
TN100000013052	100%	Yes	154AL-16-29	Hawkins County Sheriff&apo	97037063304	35,205.03	\$	35,205.03	\$	35,205.03	\$	-	\$	-
TN100000013053	100%	Yes	154AL-16-30	Humphreys County Sheriff&	97043060904	13,636.73	\$	13,636.73	\$	13,636.73	\$	-	\$	-
TN100000013054	100%	Yes	154AL-16-31	Jackson County Sheriff&apo	97044061804	11,472.30	\$	11,472.30	\$	11,472.30	\$	-	\$	-
TN100000013055	100%	Yes	154AL-16-32	Jackson Police Department	97057067604	29,960.08	\$	29,960.08	\$	29,960.08	\$	-	\$	-
TN100000013056	100%	Yes	154AL-16-33	Jasper Police Department	97058062204	8,258.03	\$	8,258.03	\$	8,258.03	\$	-	\$	-
TN100000013057	100%	Yes	154AL-16-34	Johnson City Police Departm	97090069804	18,670.74	\$	18,670.74	\$	18,670.74	\$	-	\$	-
TN100000013058	100%	Yes	154AL-16-35	Knoxville Police Department	97147066604	64,494.98	\$	64,494.98	\$	64,494.98	\$	-	\$	-
TN100000013059	100%	Yes	154AL-16-36	Lauderdale County Sheriff&	97049062804	18,204.91	\$	18,204.91	\$	18,204.91	\$	-	\$	-
TN100000013060	100%	Yes	154AL-16-37	LaVergne Police Departmen	97075066104	19,703.68	\$	19,703.68	\$	19,703.68	\$	-	\$	-
TN100000013061	100%	Yes	154AL-16-38	Lebanon Police Department	97095063604	9,654.17	\$	9,654.17	\$	9,654.17	\$	-	\$	-
TN100000013062	100%	Yes	154AL-16-39	Lexington Police Department	97039063104	10,388.80	\$	10,388.80	\$	10,388.80	\$	-	\$	-
TN100000013063	100%	Yes	154AL-16-40	Madison County Sheriff&ap	97057067904	32,865.74	\$	32,865.74	\$	32,865.74	\$	-	\$	-
TN100000013064	100%	Yes	154AL-16-41	Manchester Police Departm	97016064104	14,592.30	\$	14,592.30	\$	14,592.30	\$	-	\$	-
TN100000013065	100%	Yes	154AL-16-42	Maryville Police Department	97105060604	20,110.45	\$	20,110.45	\$	20,110.45	\$	-	\$	-
TN100000013066	100%	Yes	154AL-16-43	Maurry County Sheriff&apos	97060062404	26,674.52	\$	26,674.52	\$	26,674.52	\$	-	\$	-
TN100000013067	100%	Yes	154AL-16-44	McMinn County Sheriff&apo	97054064904	25,886.14	\$	25,886.14	\$	25,886.14	\$	-	\$	-
TN100000013068	100%	Yes	154AL-16-45	Meigs County Sheriff&apos;	97061061004	14,305.20	\$	14,305.20	\$	14,305.20	\$	-	\$	-
TN100000013069	100%	Yes	154AL-16-46	Memphis Police Departmen	97279066704	250,791.08	\$	250,791.08	\$	250,791.08	\$	-	\$	-
TN100000013070	100%	Yes	154AL-16-47	Metro Moore County Sherif	97064061104	14,990.51	\$	14,990.51	\$	14,990.51	\$	-	\$	-
TN100000013071	100%	Yes	154AL-16-48	Metropolitan Nashville Polic	97219069804	399,984.46	\$	399,984.46	\$	399,984.46	\$	-	\$	-
TN100000013072	100%	Yes	154AL-16-49	Monterey Police Departmen	97071066304	9,210.87	\$	9,210.87	\$	9,210.87	\$	-	\$	-
TN100000013073	100%	Yes	154AL-16-50	Morristown Police Departm	97032061904	14,047.88	\$	14,047.88	\$	14,047.88	\$	-	\$	-
TN100000013074	100%	Yes	154AL-16-51	Overton County Sheriff&apo	97067061304	19,044.65	\$	19,044.65	\$	19,044.65	\$	-	\$	-
TN100000013075	100%	Yes	154AL-16-52	Putnam County Sheriff&apo	97071066504	20,598.94	\$	20,598.94	\$	20,598.94	\$	-	\$	-
TN100000013076	100%	Yes	154AL-16-53	Red Bank Police Departmen	97133064404	15,000.00	\$	15,000.00	\$	15,000.00	\$	-	\$	-
TN100000013077	100%	Yes	154AL-16-54	Rhea County Sheriff&apos;	97072062904	29,925.12	\$	29,925.12	\$	29,925.12	\$	-	\$	-
TN100000013078	100%	Yes	154AL-16-55	Roane County Sheriff&apos;	97073063304	33,358.07	\$	33,358.07	\$	33,358.07	\$	-	\$	-
TN100000013079	100%	Yes	154AL-16-56	Rutherford County Sheriff&a	97075066504	41,853.97	\$	41,853.97	\$	41,853.97	\$	-	\$	-
TN100000013080	100%	Yes	154AL-16-57	Rutledge Police Department	97029061804	9,210.12	\$	9,210.12	\$	9,210.12	\$	-	\$	-
TN100000013081	100%	Yes	154AL-16-58	Saint Joseph Police Departm	97050062704	9,141.00	\$	9,141.00	\$	9,141.00	\$	-	\$	-
TN100000013082	100%	Yes	154AL-16-59	Sequatchie County Sheriff&	97077061804	20,002.25	\$	20,002.25	\$	20,002.25	\$	-	\$	-
TN100000013083	100%	Yes	154AL-16-60	Smyrna Police Department	97075066604	17,919.99	\$	17,919.99	\$	17,919.99	\$	-	\$	-
TN100000013084	100%	Yes	154AL-16-61	Soddy-Daisy Police Departm	97133064704	13,472.79	\$	13,472.79	\$	13,472.79	\$	-	\$	-
TN100000013085	100%	Yes	154AL-16-62	Sullivan County Sheriff&apo	97082068604	28,290.33	\$	28,290.33	\$	28,290.33	\$	-	\$	-
TN100000013086	100%	Yes	154AL-16-63	Sumner County Sheriff&apo	97083065904	29,356.15	\$	29,356.15	\$	29,356.15	\$	-	\$	-
TN100000013087	100%	Yes	154AL-16-64	Tipton County Sheriff&apos;	97084062404	35,000.00	\$	35,000.00	\$	35,000.00	\$	-	\$	-
TN100000013088	100%	Yes	154AL-16-65	Union City Police Departmen	97066062104	14,991.73	\$	14,991.73	\$	14,991.73	\$	-	\$	-
TN100000013089	100%	Yes	154AL-16-66	Warren County Sheriff&apo	97089062804	23,252.12	\$	23,252.12	\$	23,252.12	\$	-	\$	-
TN100000013090	100%	Yes	154AL-16-67	Washington County Sheriff&	97190060204	36,420.63	\$	36,420.63	\$	36,420.63	\$	-	\$	-
TN100000013091	100%	Yes	154AL-16-68	White County Sheriff&apos;	97093061404	24,373.54	\$	24,373.54	\$	24,373.54	\$	-	\$	-
TN100000013092	100%	Yes	154AL-16-69	White House Police Departm	97083066104	12,574.80	\$	12,574.80	\$	12,574.80	\$	-	\$	-
TN100000013093	100%	Yes	154AL-16-70	Williamson County Sheriff&	97094067604	39,558.02	\$	39,558.02	\$	39,558.02	\$	-	\$	-
TN100000013094	100%	Yes	154AL-16-71	Wilson County Sheriff&apos	97095063704	14,804.18	\$	14,804.18	\$	14,804.18	\$	-	\$	-
TN100000013095	100%	Yes	154AL-16-72	Conexion Americas	97219069404	135,810.37	\$	135,810.37	\$	135,810.37	\$	-	\$	-
TN100000013096	100%	Yes	154AL-16-73	Tennessee District Attorney	97090069904	138,987.31	\$	138,987.31	\$	138,987.31	\$	-	\$	-
TN100000013097	100%	Yes	154AL-16-74	Tennessee District Attorney	97082068704	131,809.19	\$	131,809.19	\$	131,809.19	\$	-	\$	-
TN100000013099	100%	Yes	154AL-16-75	Tennessee District Attorney	97078063704	139,106.68	\$	139,106.68	\$	139,106.68	\$	-	\$	-
TN1000000013100	100%	Yes	154AL-16-76	Tennessee District Attorney	97105060704	129,768.13	\$	129,768.13	\$	129,768.13	\$	-	\$	-
TN1000000013101	100%	Yes	154AL-16-77	Tennessee District Attorney	97147067004	255,500.65	\$	255,500.65	\$	255,500.65	\$	-	\$	-

TN100000013102	100%	Yes	154AL-16-78	Tennessee District Attorney	97001065204	194,277.53	\$	194,277.53	\$	194,277.53	\$	-
TN100000013103	100%	Yes	154AL-16-79	Tennessee District Attorney	97076061504	108,358.94	\$	108,358.94	\$	108,358.94	\$	-
TN100000013104	100%	Yes	154AL-16-80	Tennessee District Attorney	97053062904	150,501.30	\$	150,501.30	\$	150,501.30	\$	-
TN100000013105	100%	Yes	154AL-16-81	Tennessee District Attorney	97006063904	113,021.47	\$	113,021.47	\$	113,021.47	\$	-
TN100000013106	100%	Yes	154AL-16-82	Tennessee District Attorney	97133064804	147,710.07	\$	147,710.07	\$	147,710.07	\$	-
TN100000013107	100%	Yes	154AL-16-83	Tennessee District Attorney	97071066604	138,591.17	\$	138,591.17	\$	138,591.17	\$	-
TN100000013108	100%	Yes	154AL-16-84	Tennessee District Attorney	97016064204	147,814.42	\$	147,814.42	\$	147,814.42	\$	-
TN100000013109	100%	Yes	154AL-16-85	Tennessee District Attorney	97085061404	138,058.42	\$	138,058.42	\$	138,058.42	\$	-
TN100000013110	100%	Yes	154AL-16-86	Tennessee District Attorney	97075066704	134,983.86	\$	134,983.86	\$	134,983.86	\$	-
TN100000013111	100%	Yes	154AL-16-87	Tennessee District Attorney	97052062304	170,537.36	\$	170,537.36	\$	170,537.36	\$	-
TN100000013112	100%	Yes	154AL-16-88	Tennessee District Attorney	97063066604	189,167.77	\$	189,167.77	\$	189,167.77	\$	-
TN100000013113	100%	Yes	154AL-16-89	Tennessee District Attorney	97319061404	343,237.89	\$	343,237.89	\$	343,237.89	\$	-
TN100000013114	100%	Yes	154AL-16-90	Tennessee District Attorney	97094067404	142,067.73	\$	142,067.73	\$	142,067.73	\$	-
TN100000013115	100%	Yes	154AL-16-91	Tennessee District Attorney	97050062804	173,487.08	\$	173,487.08	\$	173,487.08	\$	-
TN100000013116	100%	Yes	154AL-16-92	Tennessee District Attorney	97022065104	144,627.60	\$	144,627.60	\$	144,627.60	\$	-
TN100000013117	100%	Yes	154AL-16-93	Tennessee District Attorney	97009062604	196,097.16	\$	196,097.16	\$	196,097.16	\$	-
TN100000013118	100%	Yes	154AL-16-94	Tennessee District Attorney	97049062904	168,289.99	\$	168,289.99	\$	168,289.99	\$	-
TN100000013119	100%	Yes	154AL-16-95	Tennessee District Attorney	97057068004	185,854.46	\$	185,854.46	\$	185,854.46	\$	-
TN100000013120	100%	Yes	154AL-16-96	Tennessee District Attorney	97279067104	269,819.80	\$	269,819.80	\$	269,819.80	\$	-
TN100000013121	100%	Yes	154AL-16-97	Tennessee District Attorney	97089062704	195,856.81	\$	195,856.81	\$	195,856.81	\$	-
TN100000013122	100%	No	154AL-16-98	The University of Tennessee	97147067404	299,216.75	\$	299,216.75	\$	299,216.75	\$	-
TN100000013123	100%	No	154AL-16-99	The University of Tennessee	97147067504	263,781.18	\$	263,781.18	\$	263,781.18	\$	-
TN100000013124	100%	Yes	154AL-16-118	Bolivar Police Department	97035063004	5,601.69	\$	5,601.69	\$	5,601.69	\$	-
				<b>UNALLOCATED</b>		\$ 526,522.81						
154AL-16				PSP TOTAL		\$ 8,392,488.88		7,865,966.07		7,865,966.07		-
154PM-16				<b>SECTION 154 PAID MEDIA</b>		\$ 2,710,834.77						
				CFDA - 20.607								
TN100000013125	100%	No	154PM-16-01	Cumulus Broadcasting, LLC	97112069804	60,000.00	\$	60,000.00	\$	60,000.00	\$	-
TN100000013127	100%	No	154PM-16-02	Doug Mathews DBA Chat Ra	97112069904	12,000.00	\$	12,000.00	\$	12,000.00	\$	-
TN100000013128	100%	No	154PM-16-03	IMG Communications, Inc., I	97113060204	112,500.00	\$	112,500.00	\$	112,500.00	\$	-
TN100000013129	100%	No	154PM-16-04	IMG Communications, Inc., I	97113060304	40,833.34	\$	40,833.34	\$	40,833.34	\$	-
TN100000013130	100%	No	154PM-16-05	Learfield Communications, I	97113060404	72,000.00	\$	72,000.00	\$	72,000.00	\$	-
TN100000013131	100%	No	154PM-16-06	Learfield Communications, I	97113060504	8,333.34	\$	8,333.34	\$	8,333.34	\$	-
TN100000013132	100%	No	154PM-16-07	Learfield Communications, I	97113060604	13,500.00	\$	13,500.00	\$	13,500.00	\$	-
TN100000013133	100%	No	154PM-16-08	Nashville Hockey Club, LP	97113060704	87,500.00	\$	87,500.00	\$	87,500.00	\$	-
TN100000013134	100%	No	154PM-16-09	Sinclair TV of Tennessee, Inc	97113060804	36,000.00	\$	36,000.00	\$	36,000.00	\$	-
TN100000013135	100%	No	154PM-16-10	Tee Up Media, Inc.	97113060904	15,000.00	\$	15,000.00	\$	15,000.00	\$	-
TN100000013136	100%	No	154PM-16-11	Tennessee Football, Inc.	97113061004	73,334.00	\$	73,334.00	\$	73,334.00	\$	-
TN100000013137	100%	No	154PM-16-12	The Liberty Bowl Festival As	97112069604	60,000.00	\$	60,000.00	\$	60,000.00	\$	-
TN100000013138	100%	No	154PM-16-13	WVLT-TV, Inc	97113061104	20,000.00	\$	20,000.00	\$	20,000.00	\$	-
TN100000013139	100%	No	154PM-16-14	Cumulus Broadcasting, LLC	97113061204	20,587.50	\$	20,587.50	\$	20,587.50	\$	-
TN100000013140	100%	No	154PM-16-15	Charlotte Eakes DBA The Pa	97113061304	45,000.00	\$	45,000.00	\$	45,000.00	\$	-
TN100000013141	100%	No	154PM-16-16	Cumulus Broadcasting, LLC	97113061404	11,250.00	\$	11,250.00	\$	11,250.00	\$	-
TN100000013142	100%	No	154PM-16-17	Ron-Mon Productions, LLC	97113061804	10,000.00	\$	10,000.00	\$	10,000.00	\$	-
TN100000013143	100%	No	154PM-16-18	Cumulus Radio Corporation	97113061904	15,000.00	\$	15,000.00	\$	15,000.00	\$	-
TN100000013144	100%	No	154PM-16-19	Music City Bowl, Inc	97113062204	60,000.00	\$	60,000.00	\$	60,000.00	\$	-
TN100000013145	100%	No	154PM-16-20	Memphis Basketball, LLC	97113062304	60,000.00	\$	60,000.00	\$	60,000.00	\$	-
TN100000013146	100%	No	154PM-16-21	Music City, Inc.	97113062404	30,000.00	\$	30,000.00	\$	30,000.00	\$	-
TN100000013147	100%	No	154PM-16-22	WNSR Nashville Sports Radi	97113062904	13,932.00	\$	13,932.00	\$	13,932.00	\$	-
TN100000013148	100%	No	154PM-16-23	Ramon Cisneros DBA Millen	97113063904	750.00	\$	750.00	\$	750.00	\$	-
TN100000013149	100%	No	154PM-16-24	Midwest Communications, I	97113064004	1,607.19	\$	1,607.19	\$	1,607.19	\$	-
TN100000013150	100%	No	154PM-16-25	Cumulus Broadcasting, LLC	97113064104	-	\$	-	\$	-	\$	-
TN100000013344	100%	No	154PM-16-26	Raycom Media, Inc. DBA WF	97113064704	8,000.00	\$	8,000.00	\$	8,000.00	\$	-
TN100000012991	100%	No	154PM-16-27	Comcast Spotlight, Inc.	97113064804	24,000.00	\$	24,000.00	\$	24,000.00	\$	-
TN100000013345	100%	No	154PM-16-28	Sinclair Television Group, Inc	97113064904	20,000.00	\$	20,000.00	\$	20,000.00	\$	-
TN100000013346	100%	No	154PM-16-29	Doug Mathews DGA Chat Ra	97113065004	9,166.71	\$	9,166.71	\$	9,166.71	\$	-
TN100000013347	100%	No	154PM-16-30	Tee Up Media, Inc.	97113065104	9,390.00	\$	9,390.00	\$	9,390.00	\$	-
TN100000013348	100%	No	154PM-16-31	Alliance Sports Marketing, L	97113065204	25,000.00	\$	25,000.00	\$	25,000.00	\$	-
TN100000013411	100%	No	154PM-16-32	RNS Communications, Inc. D	97113065404	14,343.00	\$	14,343.00	\$	14,343.00	\$	-
TN100000013425	100%	No	154PM-16-33	Tuerff-Davis Enviromedia, Ir	97113065504	917,464.47	\$	917,464.47	\$	917,464.47	\$	-
TN100000013483	100%	No	154PM-16-34	RNS Communications, Inc. D	97113065904	43,029.00	\$	43,029.00	\$	43,029.00	\$	-
TN100000013592	100%	No	154PM-16-35	Alliance Sports Marketing, L	97113066004	165,000.00	\$	165,000.00	\$	165,000.00	\$	-

TN100000013593	100%	No	154PM-16-36	Alliance Sports Marketing, L	97113066104	100,000.00	\$	100,000.00	\$	100,000.00	\$	-
TN1000000013596	100%	No	154PM-16-37	Tee Up Media, Inc.	97113066204	23,475.00	\$	23,475.00	\$	23,475.00	\$	-
TN1000000013597	100%	No	154PM-16-38	TN Sec. School Ath. Assoc.	97113066304	63,333.32	\$	63,333.32	\$	63,333.32	\$	-
TN1000000013651	100%	No	154PM-16-39	TN. Sec. School Athl. Assoc	97113066404	31,666.68	\$	31,666.68	\$	31,666.68	\$	-
TN1000000014083	100%	No	154PM-16-40	Memphis in May Internationa	97113066704	17,500.00	\$	17,500.00	\$	17,500.00	\$	-
TN1000000014084	100%	No	154PM-16-41	Music City Hall LLC	97113066604	20,000.00	\$	20,000.00	\$	20,000.00	\$	-
TN1000000014206	100%	No	154PM-16-42	Alcohol Countermeasures C	97113066904	10,000.00	\$	10,000.00	\$	10,000.00	\$	-
TN1000000014207	100%	No	154PM-16-43	Doug Matthews DBA Rat Pr	97113067004	6,665.98	\$	6,665.98	\$	6,665.98	\$	-
TN1000000014208	100%	No	154PM-16-44	Summit Mgmt Corp.	97113067204	60,000.00	\$	60,000.00	\$	60,000.00	\$	-
TN1000000014319	100%	No	154PM-16-45	Learfield Communications, I	97113067304	6,249.99	\$	6,249.99	\$	6,249.99	\$	-
TN1000000014422	100%	No	154PM-16-46	WNSR Nashville Sports Rad	97113067404	4,620.00	\$	4,620.00	\$	4,620.00	\$	-
TN1000000014565	100%	No	154PM-16-47	Cumulus Broadcasting, LLC	97113067604	6,862.50	\$	6,862.50	\$	6,862.50	\$	-
TN1000000014567	100%	No	154PM-16-48	Cumulus Broadcasting, LLC	97113068004	40,000.00	\$	40,000.00	\$	40,000.00	\$	-
TN1000000014568	100%	No	154PM-16-49	Cumulus Broadcasting, LLC	97113068204	3,750.00	\$	3,750.00	\$	3,750.00	\$	-
TN1000000014569	100%	No	154PM-16-50	Cumulus Radio Corporation	97113068404	5,000.00	\$	5,000.00	\$	5,000.00	\$	-
TN1000000014570	100%	No	154PM-16-51	Doug Matthews DBA Chat R	97113068604	8,000.00	\$	8,000.00	\$	8,000.00	\$	-
TN1000000014571	100%	No	154PM-16-52	IMG Communications, Inc., I	97113068904	37,500.00	\$	37,500.00	\$	37,500.00	\$	-
TN1000000014572	100%	No	154PM-16-53	IMG Communications, Inc., I	97113069104	11,666.66	\$	11,666.66	\$	11,666.66	\$	-
TN1000000014573	100%	No	154PM-16-54	Learfield Communications, I	97113069304	1,666.66	\$	1,666.66	\$	1,666.66	\$	-
TN1000000014574	100%	No	154PM-16-55	Learfield Communications, I	97113069504	4,500.00	\$	4,500.00	\$	4,500.00	\$	-
TN1000000014575	100%	No	154PM-16-56	Learfield Communications, I	97113069704	28,000.00	\$	28,000.00	\$	28,000.00	\$	-
TN1000000015179	100%	No	154PM-16-57	Nashville Hockey Club, LP	97113070404	12,500.00	\$	12,500.00	\$	12,500.00	\$	-
TN1000000014576	100%	No	154PM-16-58	Charlotte Eakes DBA The P	97113070604	15,000.00	\$	15,000.00	\$	15,000.00	\$	-
TN1000000015178	100%	No	154PM-16-59	Tee Up Media, Inc.	97113070804	15,000.00	\$	15,000.00	\$	15,000.00	\$	-
TN1000000014577	100%	No	154PM-16-60	Tennessee Football, Inc.	97113071204	36,666.00	\$	36,666.00	\$	36,666.00	\$	-
TN1000000014578	100%	No	154PM-16-61	Tuned in Broadcasting, Inc.	97113071404	10,000.00	\$	10,000.00	\$	10,000.00	\$	-
TN1000000014579	100%	No	154PM-16-62	Young Broadcasting of Nash	97113071504	20,000.00	\$	20,000.00	\$	20,000.00	\$	-
TN1000000010993			154PM-15-24	Charles Tombras Advertising	97112065304	-	\$	(3,308.57)	\$	(3,308.57)	\$	3,308.57
				<b>UNALLOCATED</b>		\$	(0.00)					
154PM-16				<b>PSP TOTAL</b>		\$	2,710,834.77	2,714,143.34	2,710,834.77	-	2,710,834.77	3,308.57
154HE-16				<b>SECTION 154 HAZARD ELIMINA</b>		\$	4,503,787.49					
TN1000000012627	100%	OPEN	154HE-16-01	CFDA - 20.607 STP-M-1(276)	47009329354	1,000.00	\$	-	\$	-	\$	1,000.00
TN1000000012628	100%	CLOSED	154HE-16-02	NHTSA-HE-61(28)	97001023804	-	\$	-	\$	-	\$	-
TN1000000012629	100%		154HE-16-03	NHTSA-HE-61(28)	97001123804	109.28	\$	109.28	\$	109.28	\$	-
TN1000000012630	100%	CLOSED	154HE-16-04	NHTSA-HE-61(28)	97001223804	85.00	\$	85.00	\$	85.00	\$	-
TN1000000012631	100%		154HE-16-05	NHTSA-HE-387(2)	97002021204	953.81	\$	953.81	\$	953.81	\$	(0.00)
TN1000000012632	100%	CLOSED	154HE-16-06	NHTSA-HE-9314(8)	97002051104	-	\$	-	\$	-	\$	-
TN1000000012633	100%	CLOSED	154HE-16-07	NHTSA-HE-400(28)	97004340904	-	\$	-	\$	-	\$	-
TN1000000012634	100%		154HE-16-08	NHTSA-HE-33(92)	97005027804	-	\$	-	\$	-	\$	-
TN1000000012635	100%		154HE-16-09	NHTSA-HE-35(54)	97005027904	-	\$	-	\$	-	\$	-
TN1000000012636	100%	CLOSED	154HE-16-10	NHTSA-HE-115(42)	97005028004	-	\$	-	\$	-	\$	-
TN1000000012637	100%		154HE-16-11	NHTSA-HE-33(101)	97005028604	244.11	\$	244.11	\$	244.11	\$	-
TN1000000012638	100%		154HE-16-12	NHTSA-HE-115(49)	97005028704	4,291.78	\$	4,291.78	\$	4,291.78	\$	-
TN1000000012639	100%		154HE-16-13	NHTSA-HE-33(104)	97005028804	9,198.68	\$	9,198.68	\$	9,198.68	\$	-
TN1000000012640	100%	CLOSED	154HE-16-14	NHTSA-HE-33(92)	97005127804	-	\$	-	\$	-	\$	-
TN1000000012641	100%		154HE-16-15	NHTSA-HE-35(54)	97005127904	-	\$	-	\$	-	\$	-
TN1000000012642	100%		154HE-16-16	NHTSA-HE-33(101)	97005128604	971.21	\$	971.21	\$	971.21	\$	(0.00)
TN1000000012643	100%	OPEN	154HE-16-17	NHTSA-HE-35(43)	97005226504	102.00	\$	102.00	\$	102.00	\$	-
TN1000000012644	100%	CLOSED	154HE-16-18	NHTSA-HE-33(92)	97005227804	85.00	\$	85.00	\$	85.00	\$	-
TN1000000012645	100%		154HE-16-19	NHTSA-HE-35(43)	97005327004	0.12	\$	0.12	\$	0.12	\$	(0.00)
TN1000000012646	100%	CLOSED	154HE-16-20	NHTSA-HE-33(92)	97005327804	10,472.48	\$	10,472.48	\$	10,472.48	\$	-
TN1000000012647	100%	CLOSED	154HE-16-21	NHTSA-HE-35(54)	97005327904	-	\$	-	\$	-	\$	-
TN1000000012648	100%	CLOSED	154HE-16-22	NHTSA-HE-60(26)	97006023604	-	\$	-	\$	-	\$	-
TN1000000012649	100%		154HE-16-23	NHTSA-HE-53(45)	97008022104	769.92	\$	769.92	\$	769.92	\$	0.00
TN1000000012650	100%		154HE-16-24	NHTSA-HE-359(11)	97010021604	170.84	\$	170.84	\$	170.84	\$	-
TN1000000012651	100%	CLOSED	154HE-16-25	NHTSA-HE-4263(11)	97010341504	-	\$	-	\$	-	\$	-
TN1000000012652	100%	CLOSED	154HE-16-26	NHTSA-HE-12(49)	97011022204	-	\$	-	\$	-	\$	-
TN1000000012653	100%		154HE-16-27	NHTSA-HE-12(49)	97011222204	665.40	\$	665.40	\$	665.40	\$	-
TN1000000012654	100%		154HE-16-28	NHTSA-HE-12(49)	97011222204	-	\$	-	\$	-	\$	-
TN1000000012655	100%		154HE-16-29	NHTSA-HE-33(109)	97013020604	516.02	\$	516.02	\$	516.02	\$	-
TN1000000012656	100%		154HE-16-30	NHTSA-HE-345(1)	97013120504	107.10	\$	107.10	\$	107.10	\$	0.00
TN1000000012657	100%		154HE-16-31	NHTSA-HE-345(1)	97013220504	42.00	\$	42.00	\$	42.00	\$	-
TN1000000012658	100%		154HE-16-32	NHTSA-HE-32(84)	97015021404	31,468.47	\$	31,468.47	\$	31,468.47	\$	-
TN1000000012659	100%		154HE-16-33	NHTSA-HE-9(78)	97015021504	1,582.48	\$	1,582.48	\$	1,582.48	\$	-
TN1000000012660	100%		154HE-16-34	NHTSA-HE-1500(53)	97015340804	10,928.46	\$	10,928.46	\$	10,928.46	\$	-



TN1000000012661	100%		154HE-16-35	NHTSA-HE-I-24-2(139)	97016012404	961.88	\$	961.88	\$	961.88	\$	-
TN1000000012662	100%		154HE-16-36	NHTSA-HE-2(230)	97016023204	24,712.51	\$	24,712.51	\$	24,712.51	\$	-
TN1000000012663	100%	CLOSED	154HE-16-37	NHTSA-HE-2(231)	97016023304	-	\$	-	\$	-	\$	-
TN1000000012664	100%		154HE-16-38	NHTSA-HE-16(49)	97016023704	204.50	\$	204.50	\$	204.50	\$	-
TN1000000012665	100%	CLOSED	154HE-16-39	NHTSA-HE-1(325)	97022024204	6,371.33	\$	6,371.33	\$	6,371.33	\$	-
TN1000000012666	100%		154HE-16-40	NHTSA-HE-196(10)	97024021704	107.48	\$	107.48	\$	107.48	\$	(0.00)
TN1000000012667	100%		154HE-16-41	NHTSA-HE-76(88)	97024022304	202.75	\$	202.75	\$	202.75	\$	-
TN1000000013413	100%		154HE-16-156	NHTSA-HE-196(10)	97024121704	406.11	\$	406.11	\$	406.11	\$	0.00
TN1000000012668	100%	CLOSED	154HE-16-42	NHTSA-HE-52(64)	97025021304	-	\$	-	\$	-	\$	-
TN1000000012669	100%	CLOSED	154HE-16-43	NHTSA-HE-52(65)	97025321604	-	\$	-	\$	-	\$	-
TN1000000012670	100%	CLOSED	154HE-16-44	NHTSA-HE-9421(1)	97027151004	-	\$	-	\$	-	\$	-
TN1000000012671	100%	CLOSED	154HE-16-45	NHTSA-HE-9421(1)	97027351004	-	\$	-	\$	-	\$	-
TN1000000012672	100%		154HE-16-46	NHTSA-HE-11(68)	97028021004	-	\$	-	\$	-	\$	-
TN1000000012673	100%		154HE-16-47	NHTSA-HE-34(92)	97032021704	-	\$	-	\$	-	\$	-
TN1000000012674	100%		154HE-16-48	NHTSA-HE-113(21)	97032121404	-	\$	-	\$	-	\$	-
TN1000000012675	100%		154HE-16-49	NHTSA-HE-113(21)	97032221404	4,769.90	\$	4,769.90	\$	4,769.90	\$	0.00
TN1000000012676	100%		154HE-16-50	NHTSA-HE-18(30)	97035022304	895.01	\$	895.01	\$	895.01	\$	0.00
TN1000000012677	100%	CLOSED	154HE-16-51	NHTSA-HE-128(24)	97036321904	102.80	\$	102.80	\$	102.80	\$	0.00
TN1000000012678	100%	CLOSED	154HE-16-52	NHTSA-HE-369(7)	97038022604	-	\$	-	\$	-	\$	-
TN1000000012679	100%	CLOSED	154HE-16-53	NHTSA-HE-48(23)	97041320304	-	\$	-	\$	-	\$	-
TN1000000012680	100%	CLOSED	154HE-16-54	NHTSA-HE-49(32)	97042020704	-	\$	-	\$	-	\$	-
TN1000000012781	100%		154HE-16-153	NHTSA-HE-49(35)	97042021004	-	\$	-	\$	-	\$	-
TN1000000013356	100%		154HE-16-154	NHTSA-HE-49(35)	97042121004	-	\$	-	\$	-	\$	-
TN1000000012681	100%		154HE-16-55	NHTSA-HE-I-40-3(159)	97043010704	11,946.72	\$	11,946.72	\$	11,946.72	\$	-
TN1000000012682	100%	CLOSED	154HE-16-56	NHTSA-HE-56(74)	97044321504	48.00	\$	48.00	\$	48.00	\$	-
TN1000000012683	100%		154HE-16-57	NHTSA-HE-67(30)	97046020304	2,986.17	\$	2,986.17	\$	2,986.17	\$	-
TN1000000012684	100%	CLOSED	154HE-16-58	NHTSA-HE-19(50)	97049022104	-	\$	-	\$	-	\$	-
TN1000000012685	100%		154HE-16-59	NHTSA-HE-6(97)	97050022204	-	\$	-	\$	-	\$	-
TN1000000012686	100%		154HE-16-60	NHTSA-HE-98(7)	97050022304	-	\$	-	\$	-	\$	-
TN1000000012687	100%	CLOSED	154HE-16-61	NHTSA-HE-20(54)	97051021304	-	\$	-	\$	-	\$	-
TN1000000012688	100%		154HE-16-62	NHTSA-HE-2(110)	97053021504	-	\$	-	\$	-	\$	-
TN1000000012689	100%	CLOSED	154HE-16-63	NHTSA-HE-2(216)	97053022104	-	\$	-	\$	-	\$	-
TN1000000012690	100%		154HE-16-64	NHTSA-HE-2(225)	97053022304	-	\$	(442.43)	\$	(442.43)	\$	442.43
TN1000000012691	100%		154HE-16-65	NHTSA-HE-2(216)	97053122104	-	\$	-	\$	-	\$	-
TN1000000012692	100%		154HE-16-66	NHTSA-HE-73(59)	97053122404	-	\$	(977.11)	\$	(977.11)	\$	977.11
TN1000000012693	100%	CLOSED	154HE-16-67	NHTSA-HE-2(88)	97053221304	68.00	\$	68.00	\$	68.00	\$	-
TN1000000012694	100%		154HE-16-68	NHTSA-HE-2(110)	97053221504	19,873.74	\$	19,873.74	\$	19,873.74	\$	-
TN1000000012695	100%	CLOSED	154HE-16-69	NHTSA-HE-2(216)	97053222104	85.00	\$	85.00	\$	85.00	\$	-
TN1000000012696	100%	CLOSED	154HE-16-70	NHTSA-HE-2(110)	97053321504	11,864.05	\$	11,864.05	\$	11,864.05	\$	-
TN1000000012697	100%		154HE-16-71	NHTSA-HE-2(225)	97053322304	-	\$	-	\$	-	\$	-
TN1000000012698	100%	CLOSED	154HE-16-72	NHTSA-HE-56(73)	97056020604	-	\$	-	\$	-	\$	-
TN1000000012699	100%		154HE-16-73	NHTSA-HE-417(10)	97059021404	-	\$	-	\$	-	\$	-
TN1000000012700	100%		154HE-16-74	NHTSA-HE-373(11)	97059021504	164.82	\$	164.82	\$	164.82	\$	(0.00)
TN1000000012701	100%	CLOSED	154HE-16-75	NHTSA-HE-11(70)	97059021604	-	\$	-	\$	-	\$	-
TN1000000012702	100%	CLOSED	154HE-16-76	NHTSA-HE-6(85)	97060221404	-	\$	-	\$	-	\$	-
TN1000000012703	100%		154HE-16-77	NHTSA-HE-13(50)	97063025104	322.99	\$	322.99	\$	322.99	\$	-
TN1000000012704	100%		154HE-16-78	NHTSA-HE-48(47)	97063025204	111.63	\$	111.63	\$	111.63	\$	0.00
TN1000000012705	100%		154HE-16-79	NHTSA-HE-76(85)	97063025704	2,711.11	\$	2,711.11	\$	2,711.11	\$	-
TN1000000012706	100%		154HE-16-80	NHTSA-HE-76(86)	97063025804	10,770.26	\$	10,770.26	\$	10,770.26	\$	-
TN1000000012707	100%		154HE-16-81	NHTSA-HE-76(87)	97063025904	5,165.96	\$	5,165.96	\$	5,165.96	\$	-
TN1000000012708	100%		154HE-16-82	NHTSA-HE-21(16)	97066021404	177.11	\$	177.11	\$	177.11	\$	(0.00)
TN1000000012709	100%		154HE-16-83	NHTSA-HE-21(18)	97066021704	53.74	\$	53.74	\$	53.74	\$	(0.00)
TN1000000012710	100%	CLOSED	154HE-16-84	NHTSA-HE-21(16)	97066121404	-	\$	-	\$	-	\$	-
TN1000000012711	100%		154HE-16-85	NHTSA-HE-111(88)	97067020904	9,350.35	\$	9,350.35	\$	9,350.35	\$	-
TN1000000012712	100%		154HE-16-86	NHTSA-HE-85(21)	97067021104	131.14	\$	131.14	\$	131.14	\$	(0.00)
TN1000000012713	100%	CLOSED	154HE-16-87	NHTSA-HE-1(284)	97073021704	-	\$	-	\$	-	\$	-
TN1000000012714	100%		154HE-16-88	NHTSA-HE-1(284)	97073222304	-	\$	-	\$	-	\$	-
TN1000000012715	100%	CLOSED	154HE-16-89	NHTSA-HE-1(284)	97073321704	-	\$	-	\$	-	\$	-
TN1000000012716	100%	CLOSED	154HE-16-90	NHTSA-HE-257(7)	97074021504	-	\$	-	\$	-	\$	-
TN1000000012717	100%	CLOSED	154HE-16-91	NHTSA-HE-49(33)	97074021604	-	\$	-	\$	-	\$	-
TN1000000012718	100%		154HE-16-92	NHTSA-HE-96(38)	97075025104	68.81	\$	68.81	\$	68.81	\$	-
TN1000000012719	100%		154HE-16-93	NHTSA-HE-2(236)	97075025204	12,033.52	\$	12,033.52	\$	12,033.52	\$	-
TN1000000012720	100%		154HE-16-94	NHTSA-HE-29(89)	97076021304	-	\$	-	\$	-	\$	-
TN1000000012721	100%		154HE-16-95	NHTSA-HE-338(6)	97078023204	16,521.02	\$	16,521.02	\$	16,521.02	\$	-
TN1000000012722	100%		154HE-16-96	NHTSA-HE-76(84)	97081021904	153.38	\$	153.38	\$	153.38	\$	0.00
TN1000000012723	100%		154HE-16-97	NHTSA-HE-I-81-1(123)	97082017804	500.46	\$	500.46	\$	500.46	\$	-
TN1000000012724	100%		154HE-16-98	NHTSA-HE-75(12)	97082027204	-	\$	-	\$	-	\$	-
TN1000000012725	100%		154HE-16-99	NHTSA-HE-75(13)	97082027704	36,456.86	\$	36,456.86	\$	36,456.86	\$	-
TN1000000012726	100%		154HE-16-100	NHTSA-HE-36(53)	97082027904	509.81	\$	509.81	\$	509.81	\$	0.00
TN1000000012727	100%	CLOSED	154HE-16-101	NHTSA-HE-75(12)	97082327204	-	\$	-	\$	-	\$	-
TN1000000012728	100%		154HE-16-102	NHTSA-HE-206(9)	97084022104	478.53	\$	478.53	\$	478.53	\$	(0.00)
TN1000000012729	100%		154HE-16-103	NHTSA-HE-30(67)	97088020204	1,915.00	\$	1,915.00	\$	1,915.00	\$	-

TN1000000012730	100%			154HE-16-104	NHTSA-HE-1(323)	97089022104	1,629.68	\$	1,629.68	\$	1,629.68	\$	-
TN1000000012731	100%			154HE-16-105	NHTSA-HE-34(87)	97090028404	13,969.58	\$	13,969.58	\$	13,969.58	\$	-
TN1000000012732	100%			154HE-16-106	NHTSA-HE-13(52)	97091021604	460.13	\$	460.13	\$	460.13	\$	0.00
TN1000000012733	100%			154HE-16-107	NHTSA-HE-6(93)	97094025404	-	\$	-	\$	-	\$	-
TN1000000012734	100%		CLOSED	154HE-16-108	NHTSA-HE-9318(6)	97094056204	409.64	\$	409.64	\$	409.64	\$	(0.00)
TN1000000012735	100%		CLOSED	154HE-16-109	NHTSA-HE-24(48)	97095022804	-	\$	-	\$	-	\$	-
TN1000000012736	100%			154HE-16-110	NHTSA-HE-10(61)	97095023204	6,749.23	\$	6,749.23	\$	6,749.23	\$	-
TN1000000012737	100%			154HE-16-111	NHTSA-HE-24(48)	97095122804	626.02	\$	626.02	\$	626.02	\$	-
TN1000000012738	100%			154HE-16-112	NHTSA-HE-24(48)	97095222804	2,922.00	\$	2,922.00	\$	2,922.00	\$	-
TN1000000012739	100%		CLOSED	154HE-16-113	NHTSA-HE-I-40-5(144)	97095312904	-	\$	-	\$	-	\$	-
TN1000000012740	100%			154HE-16-114	NHTSA-HE-FY06(29)	97106169204	1,645.55	\$	1,645.55	\$	1,645.55	\$	-
TN1000000012741	100%			154HE-16-115	NHTSA-HE-FY08(1)	97107169804	27,381.19	\$	27,381.19	\$	27,381.19	\$	-
TN1000000012742	100%			154HE-16-116	NHTSA-HE-71(26)	97109025104	33,050.68	\$	33,050.68	\$	33,050.68	\$	-
TN1000000012743	100%			154HE-16-117	NHTSA-HE-9900(44)	97109025504	-	\$	-	\$	-	\$	-
TN1000000012744	100%			154HE-16-118	NHTSA-HE-9900(30)	97109064904	-	\$	-	\$	-	\$	-
TN1000000012745	100%		CLOSED	154HE-16-119	NHTSA-HE-REG1(110)	97110012004	-	\$	-	\$	-	\$	-
TN1000000012746	100%		CLOSED	154HE-16-120	NHTSA-HE-REG2(111)	97110012104	-	\$	-	\$	-	\$	-
TN1000000012747	100%		CLOSED	154HE-16-121	NHTSA-HE-REG3(112)	97110012204	-	\$	-	\$	-	\$	-
TN1000000012748	100%		CLOSED	154HE-16-122	NHTSA-HE-REG4(113)	97110012304	-	\$	-	\$	-	\$	-
TN1000000012749	100%			154HE-16-123	NHTSA-HE-9900(64)	97110028604	-	\$	-	\$	-	\$	-
TN1000000012750	100%			154HE-16-124	NHTSA-HE-33(106)	97110029104	23.89	\$	23.89	\$	23.89	\$	(0.00)
TN1000000012751	100%			154HE-16-125	NHTSA-HE-9900(72)	97110029204	-	\$	-	\$	-	\$	-
TN1000000012752	100%			154HE-16-126	NHTSA-HE-9900(74)	97110029604	3,972.17	\$	3,972.17	\$	3,972.17	\$	-
TN1000000012753	100%			154HE-16-127	NHTSA-HE-9900(60)	97110062404	-	\$	-	\$	-	\$	-
TN1000000012754	100%			154HE-16-128	NHTSA-HE-33(106)	97110129104	-	\$	-	\$	-	\$	-
TN1000000012755	100%			154HE-16-129	NHTSA-HE-9900(52)	97110161604	-	\$	-	\$	-	\$	-
TN1000000012756	100%		CLOSED	154HE-16-130	NHTSA-HE-REG3(112)	97110312204	-	\$	-	\$	-	\$	-
TN1000000012757	100%			154HE-16-131	NHTSA-HE-81(21)	97111024904	588.26	\$	588.26	\$	588.26	\$	-
TN1000000012758	100%			154HE-16-132	NHTSA-HE-1(327)	97111025404	-	\$	-	\$	-	\$	-
TN1000000013370	100%			154HE-16-155	NHTSA-HE-9900(103)	97111067204	-	\$	-	\$	-	\$	-
TN1000000012759	100%			154HE-16-133	NHTSA-HE-9900(78)	97111102404	12.75	\$	12.75	\$	12.75	\$	-
TN1000000012760	100%			154HE-16-134	NHTSA-HE-I-24-3(91)	97133012604	3,289.40	\$	3,289.40	\$	3,289.40	\$	-
TN1000000012761	100%			154HE-16-135	NHTSA-HE-58(39)	97133021504	321.22	\$	321.22	\$	321.22	\$	0.00
TN1000000012762	100%			154HE-16-136	NHTSA-HE-3602(4)	97133051604	2,148.73	\$	2,148.73	\$	2,148.73	\$	-
TN1000000012763	100%		CLOSED	154HE-16-137	NHTSA-HE-I-140(15)	97147011804	-	\$	-	\$	-	\$	-
TN1000000012764	100%			154HE-16-138	NHTSA-HE-115(41)	97147022004	-	\$	-	\$	-	\$	-
TN1000000012765	100%			154HE-16-139	NHTSA-HE-131(31)	97147022804	14,274.39	\$	14,274.39	\$	14,274.39	\$	-
TN1000000012766	100%			154HE-16-140	NHTSA-HE-131(32)	97147022904	1,955.84	\$	1,955.84	\$	1,955.84	\$	-
TN1000000012767	100%			154HE-16-141	NHTSA-HE-162(8)	97147024504	745.62	\$	745.62	\$	745.62	\$	-
TN1000000012768	100%			154HE-16-142	NHTSA-HE-71(29)	97147024604	141,152.32	\$	141,152.32	\$	141,152.32	\$	-
TN1000000012769	100%			154HE-16-143	NHTSA-HE-168(9)	97147024704	29.06	\$	29.06	\$	29.06	\$	(0.00)
TN1000000012770	100%			154HE-16-144	NHTSA-HE-115(41)	97147122004	-	\$	-	\$	-	\$	-
TN1000000012771	100%			154HE-16-145	NHTSA-HE-33(103)	97147122704	2,166.45	\$	2,166.45	\$	2,166.45	\$	-
TN1000000012772	100%		OPEN	154HE-16-146	NHTSA-HE-115(41)	97147322004	-	\$	-	\$	-	\$	-
TN1000000012773	100%			154HE-16-147	NHTSA-HE-24-9(73)	97219013904	-	\$	-	\$	-	\$	-
TN1000000012774	100%			154HE-16-148	NHTSA-HE-I-440-4(82)	97219016304	275.99	\$	275.99	\$	275.99	\$	-
TN1000000012775	100%			154HE-16-149	NHTSA-HE-I-40-3(158)	97219016404	1,875.78	\$	1,875.78	\$	1,875.78	\$	-
TN1000000012776	100%		CLOSED	154HE-16-150	NHTSA-HE-6(79)	97219221504	95.00	\$	95.00	\$	95.00	\$	-
TN1000000012777	100%			154HE-16-151	NHTSA-HE-205(22)	97279024204	73,733.59	\$	73,733.59	\$	73,733.59	\$	-
TN1000000012778	100%			154HE-16-152	NHTSA-HE-803(7)	97279055304	263.05	\$	263.05	\$	263.05	\$	(0.00)
TN1000000012779	100%			154HE-16-157	CENTER ON SENIOR TR	99108005204	-	\$	-	\$	-	\$	-
TN1000000013987	100%			154HE-16-158	NHTSA-HE-205(22)	97279124204	6,094.66	\$	6,094.66	\$	6,094.66	\$	-
TN1000000014086	100%			154HE-16-159	NHTSA-HE-30(67)	97088120204	-	\$	-	\$	-	\$	-
TN1000000014304	100%			154HE-16-160	NHTSA-HE-18(30)	97035123104	76.54	\$	76.54	\$	76.54	\$	-
					<b>UNALLOCATED</b>		\$ 3,904,882.47						
154HE-11					PSP TOTAL	SECTION 154 HAZARD ELIM	\$ 4,503,787.49	598,905.02	596,485.48	-	596,485.48	2,419.54	
M2CPS-16					MAP 21 405b OP Low		\$ 645,081.10						
					CFDA - 20.616								
TN1000000013151	100%	Yes		M2CPS-16-01	Hamilton County Sheriff's O	97133064204	96,285.96	\$	96,285.96	\$	96,285.96	\$	-
TN1000000013152	100%	Yes		M2CPS-16-02	Meharry Medical College	97219069604	392,711.66	\$	392,711.66	\$	392,711.66	\$	-
TN1000000013153	100%	Yes		M2CPS-16-03	Tennessee Technological Ur	97071066804	156,083.48	\$	156,083.48	\$	156,083.48	\$	-
					<b>UNALLOCATED</b>		\$ -						
M2CPS-16					PSP TOTAL		\$ 645,081.10	645,081.10	645,081.10	-	645,081.10	-	
M2HVE-16					MAP 21 405b OP Low		\$ 154,644.29						
					Low HVE								
					CFDA - 20.616								
TN1000000013154	100%	Yes		M2HVE-16-01	Blount County Sheriff's Depa	97105060504	3,887.74	\$	3,887.74	\$	3,887.74	\$	-
TN1000000013155	100%	Yes		M2HVE-16-02	Knoxville Police Department	97147066704	5,218.47	\$	5,218.47	\$	5,218.47	\$	-
TN1000000013156	100%	Yes		M2HVE-16-03	Roane County Sheriff's Offic	97073063104	1,676.48	\$	1,676.48	\$	1,676.48	\$	-

TN100000013157	100%	Yes		M2HVE-16-04	Loudon County Sheriff's Dep	97053062804	2,570.42	\$	2,570.42	\$	2,570.42	-
TN100000013158	100%	Yes		M2HVE-16-05	Sevier County Sheriff's Office	97078063804	488.20	\$	488.20	\$	488.20	-
TN100000013159	100%	Yes		M2HVE-16-06	Tennessee Department of S	97147066904	10,000.00	\$	10,000.00	\$	10,000.00	-
TN100000013160	100%	No		M2HVE-16-07	Tennessee Department of S	97319061004	112,652.01	\$	112,652.01	\$	112,652.01	-
MAP 21 405b OP Low					<b>UNALLOCATED</b>		\$ 18,150.97					
M2OP-16					PSP TOTAL		\$ 154,644.29	136,493.32	136,493.32	-	136,493.32	-
MAP 21 405b OP Low					<b>Low OP Information System</b>		\$ 196,801.99					
M2OP-16					CFDA - 20.616							
TN100000013161	100%	No		M2OP-16-01	The University of Tennessee	97147067604	196,801.99	\$	196,801.99	\$	196,801.99	-
MAP 21 405b OP Low					<b>UNALLOCATED</b>		\$ -					
M2PE-16					PSP TOTAL		\$ 196,801.99	196,801.99	196,801.99	-	196,801.99	-
MAP 21 405b OP LOW					<b>Low Public Education</b>		\$ 573,149.48					
M2PE-16					CFDA - 20.616							
TN100000013162	100%	No		M2PE-16-01	The Foundation for Athletics	97112067704	3,000.00	\$	3,000.00	\$	3,000.00	-
TN100000013163	100%	No		M2PE-16-02	Murphy Fair DBA: Murphy F	97113060104	8,250.00	\$	8,250.00	\$	8,250.00	-
TN100000012782	100%	No		M2PE-16-03	Cumulus Broadcasting, LLC	97113064204	35,330.00	\$	35,330.00	\$	35,330.00	-
TN100000013126	100%	No		M2PE-16-04	IMG Communications, Inc. D	97113064304	27,000.00	\$	27,000.00	\$	27,000.00	-
TN100000013167	100%	No		M2PE-16-05	iHeartMedia+ Entertainmen	97113064404	24,720.00	\$	24,720.00	\$	24,720.00	-
TN100000013343	100%	No		M2PE-16-06	Tennessee Technological Un	97113064504	14,696.00	\$	14,696.00	\$	14,696.00	-
TN100000013427	100%	No		M2PE-16-07	Tuerff-Davis Enviromedia, Ir	97113065604	298,903.48	\$	298,903.48	\$	298,903.48	(0.00)
TN100000014085	100%	No		M2PE-16-08	Music City, Inc.	97113066504	35,000.00	\$	35,000.00	\$	35,000.00	-
TN100000014580	100%	No		M2PE-16-09	Huddle, Inc.	97113068804	118,000.00	\$	118,000.00	\$	118,000.00	-
TN100000014581	100%	No		M2PE-16-10	Fair DBA: Murphy Fair Pul	97113070004	8,250.00	\$	8,250.00	\$	8,250.00	-
MAP 21 405b OP LOW					<b>UNALLOCATED</b>		\$ -					
M3DA-16					PSP TOTAL		\$ 573,149.48	573,149.48	573,149.48	-	573,149.48	(0.00)
MAP 21 405c Data Program					<b>Data Program</b>		\$ 1,138,042.06					
M3DA-16					CFDA - 20.616							
TN100000013164	100%	No		M3DA-16-01	Tennessee Department of H	97319060604	65,644.11	\$	65,644.11	\$	65,644.11	-
TN100000013165	100%	Yes		M3DA-16-02	Tennessee Department of S	97319061104	718,147.14	\$	718,147.14	\$	718,147.14	-
TN100000013166	100%	No		M3DA-16-03	Tennessee Supreme Court	97319061904	60,375.00	\$	60,375.00	\$	60,375.00	-
MAP 21 405c Data Program					<b>UNALLOCATED</b>		\$ 293,875.81					
M5BAC-16					PSP TOTAL		\$ 1,138,042.06	844,166.25	844,166.25	-	844,166.25	-
MAP 21 405d Impaired Driv					<b>Mid BAC Testing/Reporting</b>		\$ 306,187.03					
M5BAC-16					CFDA - 20.616							
TN100000013168	100%	Yes		M5BAC-16-01	Tennessee Bureau of Invest	97319060404	112,473.05	\$	112,473.05	\$	112,473.05	0.00
P 21 405d Impaired Driving Mid					<b>UNALLOCATED</b>		\$ 193,713.98					
M5CS-16					PSP TOTAL		\$ 306,187.03	112,473.05	112,473.05	-	112,473.05	0.00
MAP 21 405d Impaired Driv					<b>Mid Court Support</b>		\$ 597,791.63					
M5CS-16					CFDA - 20.616							
TN100000013169	100%	Yes		M5CS-16-01	Mothers Against Drunk Driv	97219069904	101,140.15	\$	101,140.15	\$	101,140.15	(0.00)
TN100000013170	100%	Yes		M5CS-16-02	23rd Judicial District Drug Cd	97022064804	60,000.00	\$	60,000.00	\$	60,000.00	-
TN100000013171	100%	Yes		M5CS-16-03	Metropolitan Government c	97219069704	45,045.58	\$	45,045.58	\$	45,045.58	-
TN100000013172	100%	Yes		M5CS-16-04	Sumner County Drug Court	97083065804	54,074.08	\$	54,074.08	\$	54,074.08	-
TN100000013173	100%	Yes		M5CS-16-05	21st Drug Court Inc.	97094067004	60,000.00	\$	60,000.00	\$	60,000.00	-
TN100000013174	100%	Yes		M5CS-16-06	Williamson County Juvenile	97094067504	31,920.22	\$	31,920.22	\$	31,920.22	-
TN100000013175	100%	Yes		M5CS-16-07	The University of Tennessee	97147067704	62,964.93	\$	62,964.93	\$	62,964.93	0.00
TN100000013176	100%	No		M5CS-16-08	Mothers Against Drunk Driv	97319060104	93,940.60	\$	93,940.60	\$	93,940.60	-
b 21 405d Impaired Driving Mid					<b>UNALLOCATED</b>		\$ 88,706.07					
M5HVE-16					PSP TOTAL		\$ 597,791.63	509,085.56	509,085.56	-	509,085.56	(0.00)
MAP 21 405d Impaired Driv					<b>Mid HVE</b>		\$ 1,759,818.90					
M5HVE-16					CFDA - 20.616							
TN100000013177	100%	Yes		M5HVE-16-01	Martin Police Department	97092063604	33,713.58	\$	33,713.58	\$	33,713.58	-
TN100000013178	100%	Yes		M5HVE-16-02	Memphis Police Departmen	97279066804	104,476.42	\$	104,476.42	\$	104,476.42	-



	RATIO OF FUNDS EXPENDED TO FUNDS OBLIGATED			
--	---	--	--	--

74.323%