

State of Louisiana Highway Safety Program



2008 Annual Report

Prepared for the
U.S. Department of Transportation
National Highway Traffic Safety Administration
By the
Louisiana Highway Safety Commission

Sheriff Tony Mancuso, Chairman
Lt. Colonel John A. LeBlanc, Executive Director
Governor's Highway Safety Representative

December 31, 2008

Table of Contents

Executive Summary.....	3
Statistical Summary	6
Commission Leadership.....	10
Planning and Administration	11
Alcohol.....	11
Motorcycle.....	15
Occupant Protection	17
Pedestrian.....	22
Bicycle	23
Police Traffic Services	24
Traffic Records	26
Paid Media.....	27
Rail Grade	29
Safe Communities	30
Transfer Funds.....	32
Section 163	32
2007 Program Funding.....	33
Funding Summary.....	34
LHSC Stakeholders	Appendix A
State—Local Match Summary	Appendix B
LHSC FY07 Project Summary.....	Appendix C
Act 161 Electronic Signatures	Legislative Annex 1
Act 175 Electronic DWI Reports	Legislative Annex 2
Act 240 DWI Penalties.....	Legislative Annex 3
Act 647 Administrative License Revocation.....	Legislative Annex1

The mission of the Louisiana Highway Safety Commission is to reduce traffic fatalities and injuries on Louisiana roadways. Thanks to the pride and dedication of the LHSC staff, successful partnerships with traffic safety professionals throughout the state, and the leadership of policy makers, we are at the cusp of making significant strides. We are keenly aware of long term traffic safety shortfalls and will passionately explore the best practices and programs to put in place thus allowing local communities and the state to address the terrible human tragedy associated with traffic crashes

John A. J. Blum



Executive Summary

The Louisiana Highway Safety Commission (LHSC) administers the State's highway safety grant program in accordance with the provisions and all amendments of the Highway Safety Act of 1966 (Public Law 89-564). Louisiana's highway safety program is designed to reduce traffic crashes and the resulting deaths, injuries, and property damage.

The following Annual Report reflects Highway Safety Program Objectives, which are derived from the Program Performance Budget Objectives as required by the State of Louisiana.

In addition to the Section 402 program, the LHSC expended funding from multiple special grant funds.

- Section 154/164 - Open Container and Repeat Offender Hazardous Elimination Funds
- Section 163 - .08 BAC Incentive
- Section 405a - Occupant Protection Incentive Funds
- Section 406 - Safety Belt Incentive
- Section 408 - Data Program
- Section 410 - Impaired Driving (Programmatic, High Fatality Rate, and High Visibility)
- Section 2010 - Motorcycle
- CVARS - Commercial Vehicle Analysis Reporting System

These funding areas support Louisiana programs for Planning and Administration, Alcohol, EMS, Motorcycle, Occupant Protection, Child Passenger Restraint, Youth Involved Crashes, Pedestrian, Bicycle, Police Traffic Services, Traffic Records, Traffic Records, Paid Media, Railroad , Safe Communities and Hazard Elimination. Each program area has associated performance goals and the FFY 2007 Annual Report will follow the order of the approved 2008 Highway Safety Plan

The Louisiana Highway Safety Commission's mission is to develop and implement a comprehensive strategy aimed at saving lives and preventing injuries on our highways. We strive to attain our mission through a comprehensive statistical analysis, thorough planning, and the development of partnerships, supportive implementation, consistent evaluation, and program assessments. The 2008 **Annual** Report reflects on the previous year and highlights success toward many of our goals and targets areas that need additional focus.

Louisiana was impacted by hurricanes Gustav and Ike in FFY2007. An estimated 1.9 million people were safely evacuated from the threat of these storms.



Traffic safety programs were impacted. Police focused on contra-flow and rescue efforts; not enforcement strategies. Except for emergency personnel state and local government offices were closed, industry shut down, and offshore companies evacuated.

Due to the path of these storms to the north power outages were wide spread and endured for an extensive period. Traffic was virtually non-existent until the all clear was given the people rushed in to check on their belongings and homes. LHSC projects were interrupted during storm(s) preparation, storm(s) onslaught, and storm recovery periods.



Statistical Summary

The performance measures shown here, and illustrated in figures corresponding to each LHSC goal, constitute the national performance measures reported by all states. Although the LHSC goals are similar to most states, they are not identical, specific LHSC goals and progress is indicated within each program area summary.

	1997	1998	1999	2000	2001	2002	2003	2004	2005	2006	2007	1 Year % Change
Fatalities (Actual)	932	926	951	938	947	914	938	992	965	985	993	0.81%
Fatality Rate/100 million VMT	2.4	2.3	2	2.1	2.1	1.9	1.9	2.2	1.9	2.2	2.2	0.00%
Injuries (Actual)	86,800	78,200	77,300	79,500	82,800	87,100	82,800	85,100	82,900	80,000	78,900	-1.38%
Fatality & Injury Crash Rate/100 million VMT	133	117	109	119	118	118	110	113	110	107	106	-0.93%
Fatality Rate/100K Population	21.4	21.2	21.8	21	21.2	20.4	20.9	22.1	21.4	23	23.1	0.43%
Fatal & Injury Crash Rate/100K population	1183	1078	1031	1080	1090	1137	1084	1115	1098	1135	1122	-1.15%
Alcohol Related Fatalities	427	437	431	446	446	431	414	451	404	457	487	6.56%
Proportion of Alcohol Related Fatalities	46%	47%	46%	48%	47%	47%	45%	46%	42%	46%	49%	6.52%
Alcohol Related Fatality Rate/100M VMT	1.1	1.08	1.05	1.1	1.08	1	0.94	1.01	0.9	1.01	1.07	5.94%
Percentage of Population Using Safety Belts	64%	66%	68%	68%	68%	69%	74%	75%	78%	75.20%	75.20%	0.00%
Proportion of Motorcycle Related Fatalities	2.25%	3.78%	4.31%	6.08%	6.65%	7.11%	8.74%	8.07%	7.67%	9.54%	8.86%	-7.14%
Proportion of Pedestrian Related Fatalities	14.81%	12.42%	11.25%	10.55%	10.24%	11.49%	9.59%	10.18%	11.19%	10.05%	11.18%	11.22%
Proportion of Bicycle Related Fatalities	3.11%	1.94%	2.94%	2.03%	2.32%	2.19%	1.60%	1.11%	2.28%	2.34%	2.32%	-0.81%
Proportion of Train Related Fatalities	3.22%	2.70%	1.26%	1.39%	1.27%	1.31%	1.39%	1.92%	1.87%	0.81%	1.21%	48.79%
LSU Highway Safety Research Group												

2007 Highlights

- OVERVIEW OF FATAL AND INJURY CRASHES
 - Fatal crashes increased from 890 in 2006 to 900 in 2007, an increase of 1.1%
 - Persons killed increased from 987 in 2006 to 993 in 2007, an increase of 0.6%
 - Injury traffic crashes decreased from 48,800 in 2006 to 48,200 in 2007, a decrease of 1.2%
 - Traffic crashes injuries decreased from 80,100 in 2006 to 78,900 in 2007, a decrease of 1.5%
 - Property-damage-only crashes decreased from 112,500 in 2006 to 110,700 in 2007, a decrease of 1.6%
- Of the 993 fatalities:
 - 111 were killed as pedestrians which increased by 12.1% from 2006
 - 662 were killed as drivers of vehicles which decreased by 3.8% from 2006
 - 109 were killed as passengers
 - 88 were killed on motorcycles which decreased by 6.4% from 2006
 - 23 were killed on bicycles which remained the same from 2006
- Louisiana's 2007 mileage fatality rate was 2.19 per 100 million miles traveled, an increase of 0.63% from 2006
- Louisiana's 2007 fatality rate was 23.13 per 100,000 Population, an increase of 0.48% from 2006
- Louisiana's 2007 fatality rate was 34.98 per 100,000 licensed drivers.
- FATALITY INFORMATION SUMMARY
 - The likelihood of fatal crashes increases on weekends (Friday to Sunday) compared to the rest of the week.
 - While Friday to Sunday accounts for about 42.9% of time in a week, Friday to Sunday accounted for 51.1% of all fatal crashes in 2007.
 - Fatal crashes are not equally distributed throughout the day. More fatal crashes occur during the late evening and early morning hours.
 - In 2007, about 66.7% of all traffic fatalities were drivers; about 22.2% were passengers and about 11.2% were pedestrians.
 - In 2007, 72.5% of all traffic fatalities were male and 27.5% were female.

- INJURY INFORMATION SUMMARY
 - In 2007, of the 78,901 people injured, 51,454 were drivers
 - Approximately, 65.2% of the injured persons in 2007 were drivers, 33.5% were passengers, and 1.3% were pedestrians.
 - Males and females made up 50% and 49.9% of injured drivers respectively. The remaining percentage is drivers with unknown gender.

- DRIVER INFORMATION SUMMARY
 - In 2007 there were 1,363 drivers in fatal crashes, 662 of whom were killed in the crash.
 - The age group 18-20 had 5.2% of licensed drivers, but this age group made up 9.8% of drivers involved in fatal crashes.
 - For comparison, the age group 35-44 represents 18.2% of licensed drivers in 2007 and 18.3% of drivers in fatal crashes.

- DRIVER FATALITIES
 - In 2007, there were 662 drivers who died in fatal crashes.
 - The fatality rate of drivers was 23 fatalities per 1000,000 licensed drivers
 - In general, the fatality rates of drivers decline with age, but increased considerably for seniors.

- DRIVER GENDER
 - In 2007, the fatal crash rate of male drivers in the 18-20 year-old group was several times higher than the fatal crash rate of female drivers of the same age group, i.e. 148 compared to 33.
 - In 2007, on the average, twenty-one (21) out of 100,000 licensed female drivers were involved in fatal crashes.
 - In 2007, on the average, seventy-three (73) out of 100,000 licensed male drivers were involved in fatal crashes.

- AGE AND GENDER
 - Of the 662 driver fatalities in 2007, five hundred twenty-four (524) were male and one hundred thirty-eight (138) were female.
 - The fatality rate of male drivers is significantly higher than the fatality rate of female drivers. For example, in 2007 the fatality rate of male drivers in the 18-20 year-old age group was 61 versus 10.
 - While 79.2% of all driver fatalities were male in 2007, only 48.35% of all licensed drivers were male.

- VIOLATIONS
 - Sixty-six (66%) of all drivers involved in fatal crashes had a violation.

Commission Leadership

Jennifer Sneed	Jefferson Parish	1 st Congressional District
Chief Dwayne Munch	Jefferson Parish	2 nd Congressional District
Chief Warren Vedros Sr.	Lafourche Parish	3 rd Congressional District
Tommy Head	Caddo Parish	4 th Congressional District
Bobby W. Deen	Grant Parish	4 th Congressional District
Sheriff Rodney Arbuckle	DeSoto Parish	4 th Congressional District
Chief Randall Bryan	Vernon Parish	4 th Congressional District
Carl Pendley	Caddo Parish	4 th Congressional District
Mayor Reggie Skains	Union Parish	5 th Congressional District
Sheriff Robert Buckley	Union Parish	5 th Congressional District
Stephen J. Gremillion	Avoyelles Parish	5 th Congressional District
Bobbie J. Price*	Lincoln Parish	5 th Congressional District
Sheriff Charles McDonald	Richland Parish	5 th Congressional District
Russ McInnis	Winn Parish	5 th Congressional District
Chief Alexcie Guillory	St. Landry Parish	7 th Congressional District
Chief Jim Craft	Lafayette Parish	7 th Congressional District
Johnny Gaspard	Vermilion Parish	7 th Congressional District
<u>Chairman</u> Tony Mancuso	Calcasieu Parish	7 th Congressional District
Ray Morvant	Vermilion Parish	7 th Congressional District
Lt. Col. Mark Oxley	Calcasieu Parish	7 th Congressional District



Planning and Administration

P & A Objectives set in the FFY 2007 HSP

1. Provide staff training throughout FY 2007 to all full time LHSC staff per Louisiana State civil service rules.
2. Ensure planning and administration costs do not exceed the 10% allowance during FFY 2007.
3. The LHSC implemented planning and administration strategies identified in the FFY 2007 HSP.

Status:

1. Staff completed all required training per Louisiana State Civil Service rules, additional courses were completed based on personal interest or need. LHSC staff also participated in a variety of traffic safety conferences.
2. The LHSC cost for planning and administration was 10% for FFY 2007.

Alcohol

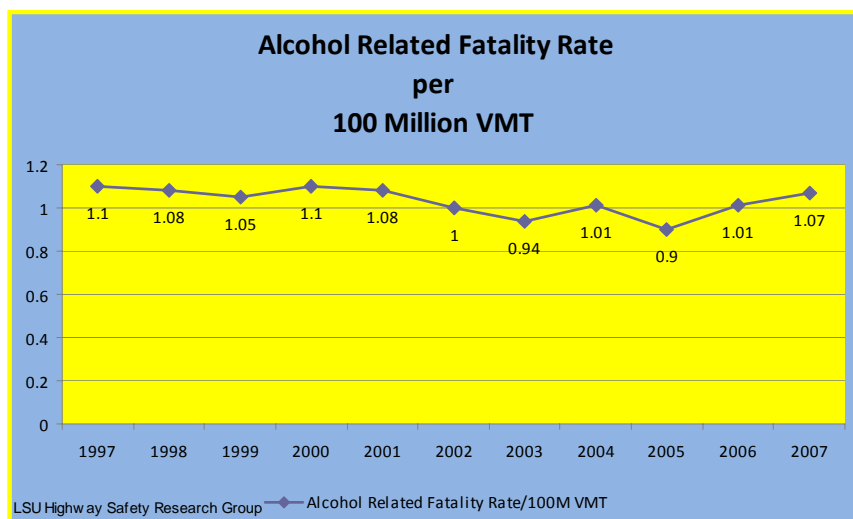
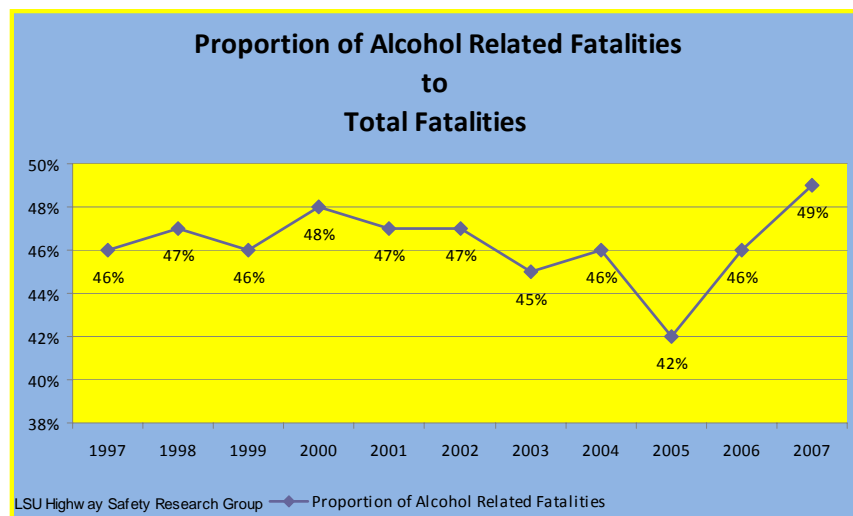
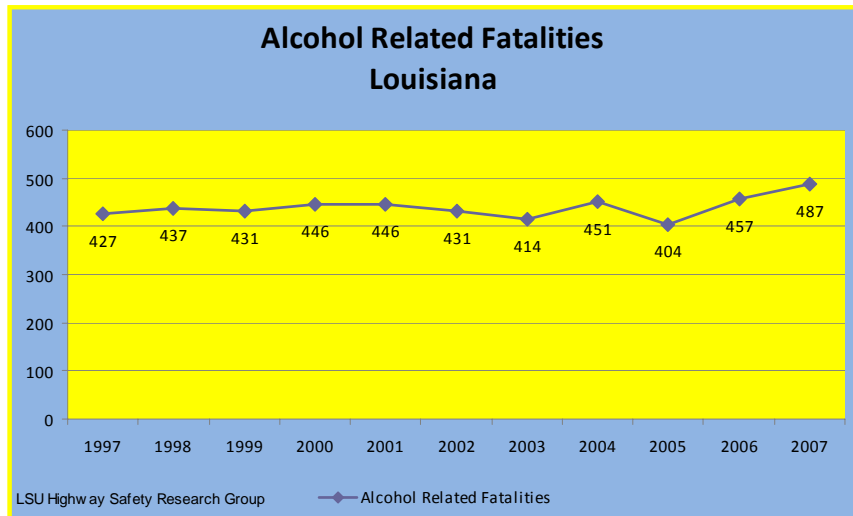
Alcohol Objectives set in the 2008 HSP

1. Raise the level of awareness among Louisiana citizens regarding traffic safety issues throughout 2008.
2. Establish a legislative framework for the LHSC program throughout 2008.
3. Reduce the percent of alcohol related traffic fatalities in Louisiana from 46% in 2006 to 43% by 2008.

Status:


1. During FY07 \$1,751,493.00 was spent on impaired driving paid media resulting in 16,881 radio spots and 18,550 television spots, with 6,907 earned media spots, and 872,002 print ads.
2. See Legislative Acts Attachments (ACT 161 DWI Penalties, ACT 175 Electronic DWI Report Signatures, ACT 240 Electronic Transmissions of DWI Reports, ACT 647 Administrative License Revocations.)
3. The percentage of alcohol related traffic fatalities increased from 45% in 2004 to 49% in 2007; three points above the objective. The diversion of police forces statewide due to hurricanes Gustav and Ivan led to a decline in DWI arrests and police enforcement. We believe, along with other factors, these storms prevented Louisiana from achieving this objective.

Below are the most up-to-date data available.



Alcohol Narrative

The LHSC contracted with 60 law enforcement agencies and the Louisiana State Police to conduct impaired driving overtime enforcement. The contracts specified that the 19 sheriff's offices and 37 municipal police departments would work during specific "enforcement waves" during FY 2008. The Louisiana State Police contract specified that they would work every month during the 12 month period. These agencies worked a combined 20,495 overtime hours during these four "enforcement waves," resulting in 168 DWI checkpoints and 1,995 DWI arrests. It is very important to note that these same agencies provided a yearlong maintenance-of-effort attacking impaired driving by conducting 18,857 DWI arrests. Over 10,000 of these maintenance-of-effort DWI arrests came from the Louisiana State Police.



The LHSC conducted media events throughout Louisiana to support the "Drunk Driving. Over-the-Limit-Under-Arrest" campaign and partnered with the NHTSA contractor to make a paid media buy in the Louisiana market. Local and state government, various enforcement agencies, and medical personnel participated in the press events and public information campaigns. In addition, Louisiana Youth Prevention Service, educators, business and industry, students, victims and citizens have planned, participated in, and attended many media related events, training seminars, and public information events during the DWI mobilizations.

During FY07 \$1,751,493.00 was spent on impaired driving paid media resulting in 16,881 radio spots and 18,550 television spots, with 6,907 earned media spots, and 872,002 print ads.

Pre and Post Labor Day attitudinal surveys were implemented to measure the impact of change attributed to the campaign. The polls were designed to address Louisiana licensed motorists' opinions on drinking and driving laws and perception on enforcement efforts directed toward drinking and driving. Interviews were conducted with 1,600 licensed motorists statewide; 800 each during two different time periods, one before Labor Day 2008 and the other after Labor Day 2008. During the intervening time, an initiative to reduce drinking and driving was implemented. The overall margin of error for the statistics obtained from the survey data in the sample of 800 licensed motorists was not greater than plus or minus 3.5 percentage points at the 95% level of confidence. In simple terms, there is a 95% certainty that the statistics presented for the results obtained on this survey are not more than 3.5 percentage points above or below the figure that would have been obtained if all of the licensed motorists in the state would have been interviewed.

The results of the surveys showed that although there was not a significant increase in the proportion of licensed motorists who said they recalled having heard or seen something recently about drinking and driving, there was a significant increase in recall about certain ads/announcements and slogans. Of the four ads/announcements tested, the ads about "how many drinks it takes to reach .02 and .08" and "breath interlock device" showed a statistically significant increase in recall. Of the four slogans tested the three showing significant recall were: "If you drive drunk, you're going to jail," "Had enough," and "We're getting drunk drivers off the road, because in Louisiana, we've had enough". Recall of the slogan "Drunk driving, over the limit, under arrest" did not show a statistically significant change in recall.

Table 1 below provides alcohol related fatality crash data for 15-24 age drivers. It shows an increase in driver fatalities in the 15-24 year age group over the average of the previous 5 years but indicates decreases in driver fatalities in the 15-17 and 18-20 year age groups.

Table 1

Driver Fatality Alcohol Involved - Youth				
Year	Fatal	Fatal	Fatal	Fatal
	Ages 15-17	Ages 18-20	Ages 21-24	All ages (15-24)
2002	9	29	33	71
2003	4	29	44	77
2004	8	24	40	72
2005	8	24	40	72
2006	4	27	51	82
2007	6	26	50	82
Difference				
AVG-5 yr	7	27	42	75
+ or -	-1	-1	8	7
% + or -	-9%	-2%	20%	10%
LSU Highway Safety Research Group				

Table 2 depicts the alcohol related crashes, fatal crashes, percent alcohol related and alcohol related fatalities per 100 million mile traveled.

Table 2

Alcohol-Related Crashes						
Year	Fatal Crashes			Estimated-Alcohol Related		
	Crashes	Alcohol-Related Crashes	Percent Alcohol-Related Crashes	Fatalities (LA)	Fatalities per 100 Million Miles Traveled	Percent Fatalities (LA)
1999	831	382	46%	431	1.05	45%
2000	846	403	48%	446	1.1	48%
2001	859	401	47%	446	1.08	47%
2002	818	386	47%	431	1	47%
2003	826	372	45%	414	0.94	44%
2004	886	395	45%	451	1.01	45%
2005	874	367	42%	404	0.9	42%
2006	890	409	46%	457	1.01	46%
2007	900	439	49%	487	1.07	49%
Difference						
1 Year	1%	7%	3%	7%	7%	3%
5 Year	10%	14%	2%	13%	8%	2%
Average	5%	14%	4%	13%	11%	4%
LSU Highway Safety Research Group						

Enforcement, public information, education, and paid media are were strategies employed to address impaired driving issues in Louisiana, but we would be neglectful not to also attribute Louisiana's attempts to in reduce impaired driving crashes to the partners and stakeholders of the LHSC. A complete list of stakeholders is provided in Appendix A.

Motorcycle

Objective in the 2008 HSP

1. Raise the level of awareness among Louisiana citizens regarding traffic safety issues throughout 2008.
2. Establish a legislative framework for the LHSC program throughout 2008.
3. Reduce the percentage of motorcycle fatalities as a percent of all fatalities from 9.47% in 2006 to 8.1% in 2008.

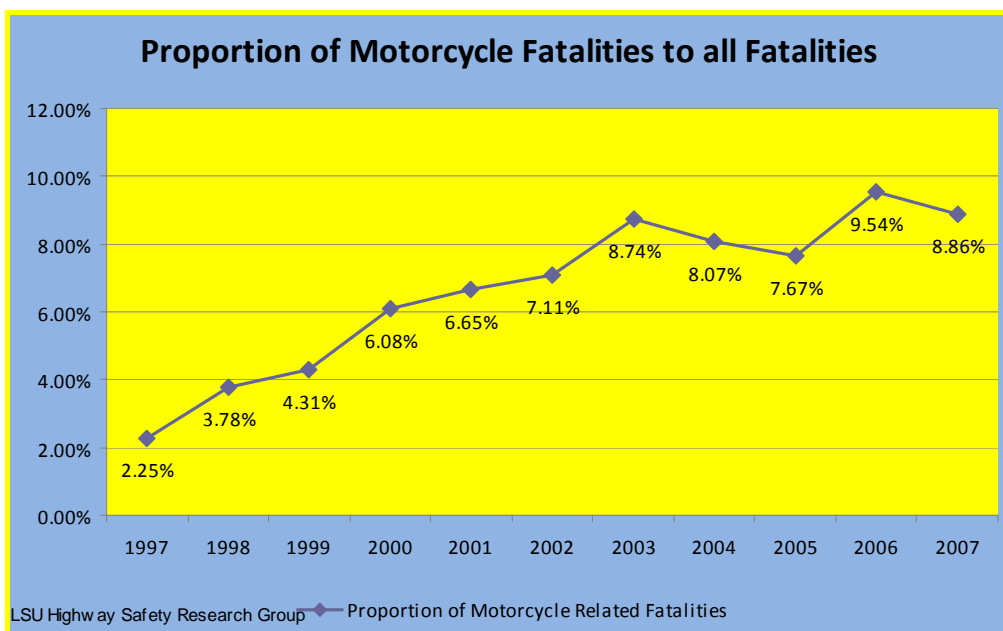
Status

The LHSC implemented motorcycle strategies identified in the 2008 HSP.

1. Paid media advertising depicting motorcycle deaths were effectively used statewide. Paid media resulted in 343 radio spots, 59 billboards, and 20 donated spots for a total cost of \$50,461.86



2. There was a legislative attempt to repeal the motorcycle helmet law in the 2007 legislative session but it failed.
3. Motorcycle fatalities, as a percent of total fatalities was 8.9% in 2007 down from 9.5% in 2006. LHSC missed the reduction of motorcycle deaths to 8.1% but did achieve a reduction of 6 percentage points from 2006.
4. There were 1,689 motorcycle injuries in 2007, an increase of 5% from 2006.
5. There were 88 motorcycle fatalities in 2007, down from 94 in 2006; a decrease of 6.4%.
6. Motorcycle helmet usage in crashes occurred at 83% in 2007 as compared to 84% in 2006.



Motorcycle Narrative

During 2007 eighty-eight (88) motorcyclist were killed compared to ninety-four (94) in 2006. This decrease may be contributed in part to the monthly motorcycle safety meeting conducted to promote safety and awareness of motorcyclists. Meeting participants are comprised of riders, leaders among motorcycle enthusiast groups, Department of Education, the Louisiana Highway Safety Commission, and the Department of Transportation and Development. This group will continue to meet in upcoming fiscal years and will promote safety and create programming to encourage a decrease in motorcycle fatalities. The group, the Louisiana Motorcyclist Safety & Awareness Committee, held an extremely successful 2nd 4st Annual Motorcycle Safety Summit that was very well attended. In addition, the LHSC conducted a paid media effort during May 2008 in conjunction with the Motorcycle Awareness month. The campaign provided media in the Baton Rouge, New Orleans, Lafayette and Monroe media markets. This resulted in 343 radio spots, 59 billboards, and 20 donated spots for a total cost of \$50,461.86.

Occupant Protection

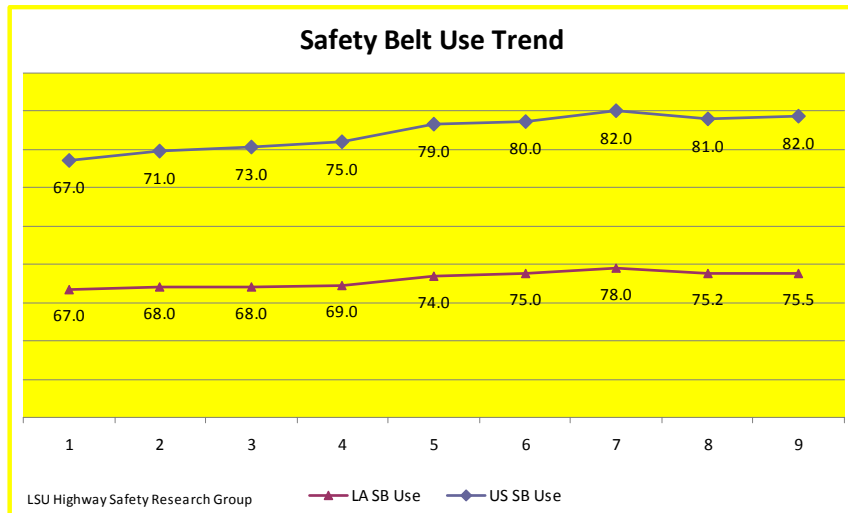
Objectives in the 2008 HSP

1. Increase the level of awareness among Louisiana citizens regarding traffic safety issues throughout 2008.
2. Establish a legislative framework for the LHSC program throughout 2008.
3. Increase statewide safety belt usage for vehicle occupants age 5 and older from 77% in 2006 to 81% in 2008.
4. Increase safety belt usage for vehicle occupants from 74.8% in 2006 to 78% in 2008.

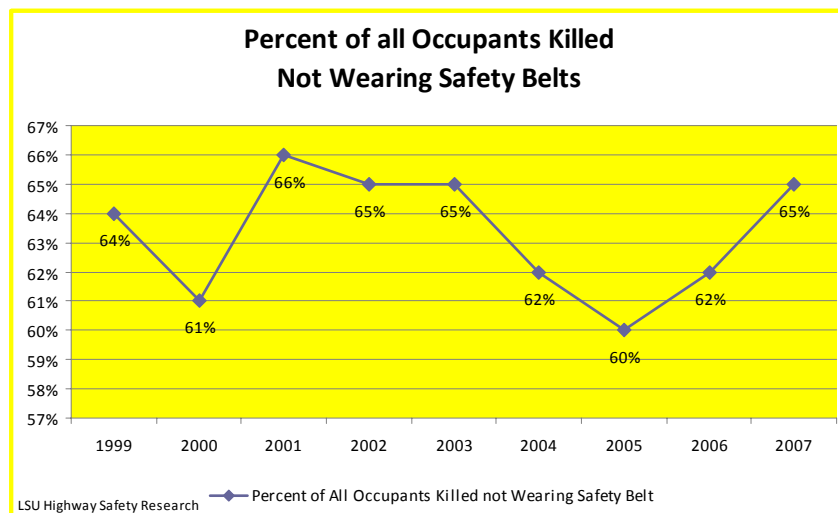
Status

1. The overall percentage of vehicle occupants using safety belts was 75% in 2004 and increased slightly to 75.5% during 2008. Child restraint usage rate increased from 86% in 2004 to 88% in 2008.
2. Sixty-three percent (63%) of drivers killed were not wearing a safety belt.
3. Sixty-eight percent (68%) of passengers ages 5 and older who were killed were not wearing a safety belt.

- Eighty percent (80%) of children ages 4 and younger who were killed were not properly seated in a child seat.



The chart above illustrates the National seat belt use rate and Louisiana's seat belt use rate. While safety belt use rates have improved nationally since 1999, Louisiana has also improved but at a lower rate.



The chart above shows Louisiana's unrestrained fatality percentage from 1999 to 2007. Unfortunately these data point to the need to maintain the highest levels of enforcement and media coverage supported by legislation requiring all persons in a moving motor vehicle to use a seat belt.

Occupant Protection Narrative

The LHSC contracted with 55 law enforcement agencies and the Louisiana State Police to conduct safety belt overtime enforcement during emphasis campaigns. The 19 Sheriffs Offices and 37 Municipal Police Departments were contracted to work various enforcement waves during FFY 20078 and the Louisiana State Police were contracted to work each month during the 12 month period to support the “Click It or Ticket” campaign. These agencies worked a combined 12,220 overtime hours, resulting in 20,690 adult citations and 653 child restraint citations. It is important to note that these same agencies provided a yearlong maintenance-of-effort to improve safety belt use through aggressive enforcement. Law enforcement agencies reported issuing 96,926 adult safety belt citations and 14,293 child restraint citations for a total of 111,219.

The LHSC conducted media events throughout Louisiana and partnered with the NHTSA contractor to make a paid media buy in the Louisiana market. Local and state government, various enforcement agencies, medical personnel, educators, business and industry, students, victims and citizens participated in the press events and public information campaigns.

Table 3 shows the Safety Belt usage, by region, since 2001.

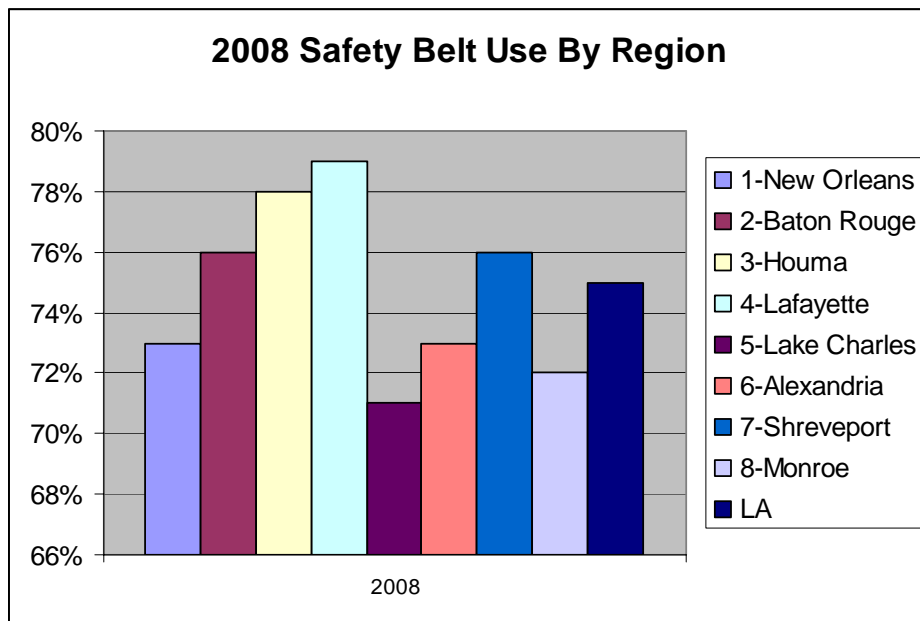
TABLE 3

Adult Safety Belt								
Region	2001	2002	2003	2004	2005	2006	2007	2008
1-New Orleans	66%	67%	75%	73%	77%	71%	73%	73%
2-Baton Rouge	66%	68%	71%	72%	76%	74%	76%	76%
3-Houma	77%	80%	77%	81%	81%	79%	78%	78%
4-Lafayette	65%	69%	69%	74%	78%	78%	79%	79%
5-Lake Charles	63%	66%	77%	77%	79%	73%	71%	71%
6-Alexandria	74%	71%	78%	76%	78%	71%	73%	73%
7-Shreveport	74%	69%	76%	77%	78%	78%	76%	76%
8-Monroe	66%	64%	75%	74%	77%	73%	72%	72%
LA	68%	69%	74%	75%	78%	75%	75%	75%
SB Surveys-Applied Technology Research								

The following surveys were conducted in 2008:

1. Pre and Post attitudinal surveys were implemented during May and June 2008 to assess message recall, determine public perception of using seat belts and the enforcement of safety belt use, and to measure the impact of change as a result of

the campaign. The overall margin of error is +/- 3.5% with a 95% confidence level. Telephone interviews were conducted with 1,600 licensed drivers. Eight-hundred drivers were contacted in May and eight-hundred in June. Results of the interviews indicated a highly significant increase of 13% in recall of having heard or seen anything recently about seat belts.



2. A safety belt observational survey was conducted in June and July 2008. Observational data was collected 418 locations selected from Louisiana's eight regions. There were 85,204 vehicles observed including autos, pickup trucks, SUVs and Vans. The results of this survey showed a slight increase of .3% points in seat belt usage from 2007. The 2008 statewide usage rate is 75.5% compared to 75.2% in 2007. Gains were measured in the Baton Rouge, Houma, Lafayette and Lake Charles regions. The gain in the Houma region was a substantial eleven percentage points. The regions with decreases in belt use were New Orleans and north Louisiana (Alexandria, Shreveport and Monroe regions.)

3. A child restraint observational survey was conducted during May 2008. A total of 2,194 observations were made at 68 sites. Slightly over eighty-five (85.6%) percent of children subject to Louisiana's child safety restraint law were restrained while in the motor vehicle. The use of child safety restraints decreases as age increases. Almost all (99.1%) of the infants observed were restrained. The child restraint usage rate for children ages one through three was 96.2%, up from 89.4% in 2007. Among four and five year olds, the usage rate increased to 90.7%, up from 83.0% in 2007. Child restraint usage among children aged six through twelve was 80.5%, up from 75.7% in 2007. The usage rate among children under thirteen (85.6% is about ten points higher than seat belt usage among adults (75.5%) in Louisiana.

Table 4

Child Restrained Usage, Ages Under 5 Years								
Region	2001	2002	2003	2004	2005	2006	2007	2008
1-New Orleans	92%	93%	94%	94%	87%	84%	90%	90%
2-Baton Rouge	87%	91%	92%	92%	86%	90%	85%	85%
3-Houma	91%	87%	78%	78%	85%	89%	85%	85%
4-Lafayette	86%	83%	91%	91%	73%	84%	87%	87%
5-Lake Charles	83%	91%	84%	84%	69%	81%	91%	91%
6-Alexandria	75%	84%	87%	87%	80%	84%	90%	90%
7-Shreveport	78%	88%	87%	87%	91%	89%	91%	91%
8-Monroe	81%	79%	81%	81%	84%	84%	88%	88%
LA	85%	88%	89%	89%	83%	86%	88%	88%

SB Surveys - Applied Technology Research

A comparison of 2008 findings to 2007 findings indicate the 2008 estimate of child safety restraint use is 5.3 percentage points higher than the 2007 estimate.



Enforcement, public information, education, and paid media are critical factors in improving the use of safety restraints in Louisiana. The LHSC values the partners and stakeholders who continue to work toward increasing safety restraint usage. A complete list of stakeholders is in Appendix A.



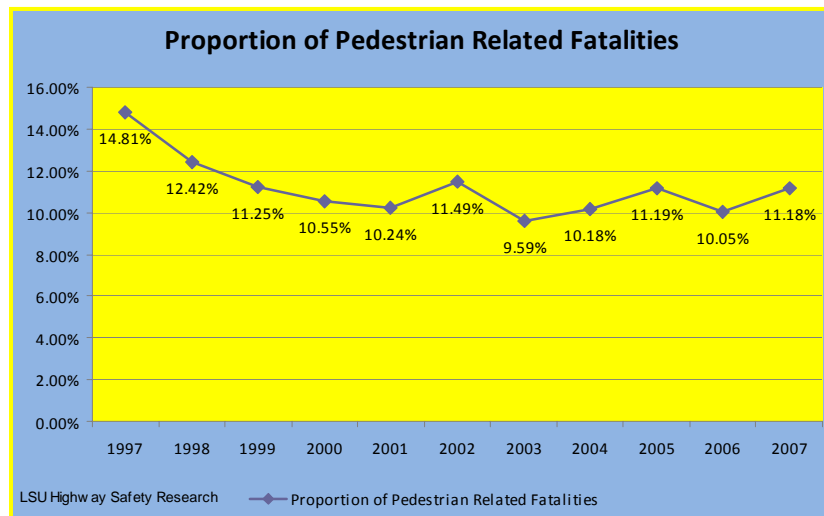
Pedestrian

Objectives in the 2008 HSP

1. Support the Department of Transportation and Development pedestrian program throughout 2008.

Status

The LHSC had no planned pedestrian projects funded in FFY 2007. Pedestrian fatalities increased from 10.05% in 2006 to 11.22% in 2007 of all traffic fatalities, an increase of 1.17% from 2006.



Condition of Pedestrian Fatalities		
PEDESTRIAN CONDITION	TOTAL	PERCENT
ALCOHOL PRESENT	36	32.40%
NO ALCOHOL	14	12.60%
PENDING	20	18%
UNKNOWN	41	36.90%
	111	100%
LSU Highway Safety Research Group		

Pedestrian Narrative

Demographic data show that 32.4% of pedestrian fatalities were alcohol related. The Louisiana DOTD has been the primary provider of pedestrian programming, and the LHSC will continue its partnership with the DOTD and the Federal Highway Administration.

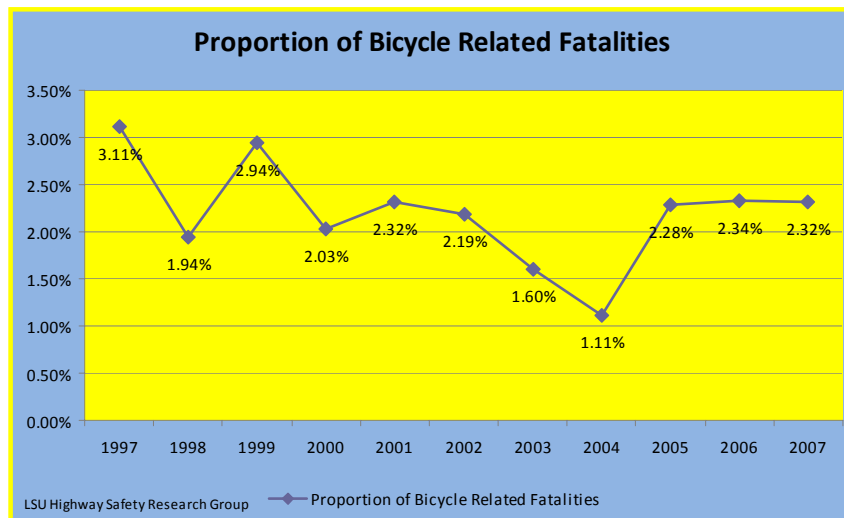
Bicycle

Objectives in the 2008 HSP

1. Support the Department of Transportation and Development bicycle safety program throughout 2008.

Status

The LHSC has no planned bicycle projects funded in FY 2008; however, in 2007, twenty-three (23) persons were killed on bicycles which remained the same as in 2006.



Bicycle Narrative

Bicycle fatalities as a proportion of all fatalities have remained relatively unchanged since 2005. Overall there were 695 bicycle crashes in 2007. Statistics will continue to be monitored and the LHSC will continue to participate in partnerships and planning meetings with various groups concerned with bicycle safety.

Police Traffic Services

Objectives in the 2008 HSP

1. Reduce the number of traffic fatalities by six percent per year through 2008.
2. Raise the level of awareness among Louisiana Citizens regarding traffic safety issues throughout 2008.
3. Establish a legislative framework for the LHSC program throughout 2008.
4. Reduce the percent of impaired driving traffic fatalities in Louisiana from 46% in 2006 to 43% by 2008.
5. Increase statewide safety belt usage for vehicle occupants age 5 and older from 77% in 2006 to 81% by 2008.
6. Increase safety belt usage for all vehicle occupants from 75.8% in 2006 to 78% by 2008.
7. Reduce the number of fatal crashes among drivers age 15-24 from 322 in 2006 to 317 by 2008.
8. Maintain the highway-rail grade crossing fatalities at 8 throughout 2008.
9. Support a comprehensive traffic records management program throughout 2008.

The LHSC implemented police traffic services strategies identified in the 2008 HSP.

Status

1. The number of fatalities increased from 987 in 2006 to 993 in 2007. We believe that the complete interruption of police services due to hurricanes Gustav and Ivan in 2008 was a contributing factor in not meeting this objective.
2. The fatality rate per 100 million VMT was 2.0 in 2006 and remained at 2.0 in 2007.
3. The number of injuries decreased from 81,000 in 2006 to 78,900 in 2007.
4. The fatality rate per 100K population increased from 22.1 in 2004 to 23.1 in 2007.
5. The fatal and injury crash rate per 100K population increased from 1,115 in 2004 to 1,122 in 2007.
6. The number of alcohol related fatalities increased from 457 in 2006 to 487 in 2007.
7. The percentage of alcohol related fatalities as a proportion to all fatalities increased from 46% in 2006 to 49% in 2007.
8. The alcohol related fatality rate per VMT increased from 1.01 in 2006 to 1.07 in 2007.
9. The percentage of the population using safety belts increased from 75.2% in 2007 to 75.5% in 2008.

Police Traffic Services Narrative

The LHSC contracted with the Louisiana State Police, 19 Sheriff's Departments, and 36 municipal agencies to conduct three primary types of enforcement. Impaired Driving, Occupant Protection and Speed are the leading causes of traffic fatalities and injuries, and law enforcement efforts have historically been a critical component to addressing each issue.

The LHSC contracted with 55 law enforcement agencies and the Louisiana State Police to conduct impaired driving overtime. The contracts specified that the 19 sheriff departments and 36 municipal police departments would work only during various waves during FY 2008. The Louisiana State Police contract specified that they would work each month during the 12 month period. These agencies worked a combined 20,495 overtime hours, resulting in 1,995 DWI arrests. The maintenance-of-effort reported by these agencies resulted in 18,730 DWI arrests.



Enforcement agencies worked a combined 12,220 occupant protection overtime hours in support of the "Click it or Ticket" campaign. This resulted in 20,690 adult citations and 653 child restraint citations being issued. The maintenance-of effort resulted in 14,293 child restraint and 96,926 adult safety belt citations being issued.

The LHSC did not conduct any special speed enforcement campaigns during 2008; however, during the year, enforcement agencies did work 10,666 overtime speed enforcement hours and issued 19,983 speeding tickets during those hours. During non-overtime hours (maintenance of effort) agencies issued 185,904 speeding tickets.



Traffic Records

Objectives in the 2008 HSP

1. Implement an effective, comprehensive systems approach for improving road user behavior.
2. Use a systems approach in engineering to strike a balance between single unique locations and addressing the safety of the road network.
3. Develop a comprehensive, timely, and accurate information and decision support system.
4. Develop a comprehensive, data driven legislative agenda that all partners actively support and implement.

Status

The LHSC implemented traffic records strategies identified in the 2007 HSP.

1. An effective, comprehensive, systems approach for improving road user behavior was implemented.
2. A systems approach in engineering to strike a balance between single unique locations and addressing the safety of the road network was developed.
3. A comprehensive, timely, and accurate information and decision support system was developed.
4. A comprehensive, data driven legislative agenda that all partners actively supported and implemented was developed.

Traffic Records Narrative

The Traffic Records Coordinating Committee (TRCC) has sole authority to expend TRCC funding. The TRCC Chair is a DOTD employee. The LHSC is only a member of the TRCC, but serves as the fiscal agent for TRCC approved projects. The TRCC continued efforts to work on establishing a network that links crash files with roadway files, GIS data, EMS data, driver licensing and vehicle registration data, prosecution and courts. The LHSC continues to monitor crash data and provide feedback to local law enforcement with the goal to improve data quality, timelines and crash investigations. The TRCC worked closely with municipal and parish law enforcement agencies, providing training and computer equipment.



The Commercial Vehicle Analysis Reporting System (CVARS) project continues to work toward improving the quality and quantity of data collected from crash reports of commercial vehicles. The CVARS staff also participated in the revision of the Louisiana Uniform Motor Vehicle Traffic Crash Report.

Paid Media

Objectives in the 2008 HSP

1. Raise the level of awareness among Louisiana citizens regarding traffic safety issues throughout 2008.
2. Reduce the percent of impaired driving traffic fatalities in Louisiana from 46% in 2006 to 43% by 2008.
3. Increase statewide safety belt usage for vehicle occupants age 5 and older from 77% in 2006 to 81% by 2008.
4. Increase safety belt usage for all vehicle occupants from 74.8% in 2006 to 78% by 2008.
5. Reduce the number of fatal crashes among drivers age 15-24 from 322 in 2006 to 317 by 2008.
6. Reduce the motorcycle fatality rate from 9.47% in 2006 to 8.1% in 2008.
7. Maintain the highway rail grade crossing fatalities at 8 through 2008.

Paid Media Narrative

The LHSC prepares an annual Marketing and Communications Plan that drives the coordination of each NHTSA campaign and the collaborative enforcement overtime. The goal of the media campaign was to reach a targeted audience by purchasing a combination of radio and television advertisements for both alcohol and occupant protection program areas. Motorcycle and speed were also addressed during FY 2008. Each campaign has an identified problem identification and demographic audience.

Paid media flights were planned based on each individual campaign's demographic audience. Media outlets were selected based on their programs GRP's (gross rating points) for the specific targeted audience and the available dollars were then distributed among the media outlets based on their ability to deliver the best CPP (cost per point) for targeted audience.

Media flights for each campaign were planned based on Gross Rating Points (GRP's) and high crash statistics for geographical location and demographics. One (1) GRP is equal to 1% population of the targeted audience in that market. Where GRP's were

not available (some cable systems), networks geared to our target audience were selected. We made up missed spots during the flight where applicable but did not run outside our flight date perimeters.

The LHSC maintains affidavits of performance on all paid media buys and implements a more extensive assessment to measure target audience reaction for paid media campaigns that exceed \$100,000.00. The LHSC has implemented telephone attitudinal surveys to assess how the target audience's knowledge, attitude, and actions were affected by the impaired driving and occupant protection messages.

In addition to paid media, the LHSC contracted for specific earned media efforts to supplement the paid campaign. The LHSC issued numerous news releases and editorial columns throughout the fiscal year and arranged for numerous television and radio appearances for the Governor's Highway Safety Representatives. Two-thousand four hundred forty-two (2,442) press clippings were printed throughout fiscal year 2008.

SUMMARY OF PAID MEDIA AIR TIME EXPENDITURES DURING FFY 2007

TABLE 4

Adult OP Soul TV PSA	Child OP Soul TV PSA	Motorcycle Safety TV PSA	Underage Impaired Driving PSA	Seatbelt TV PSA and 2 billboards*	2 OP Safe Road Home TV PSAs with state leaders	OP TV PSA with Les Miles	Total for Billboard Space and Air Time
\$44,990.00	\$44,688.00	\$30,000.00	\$39,958.75	\$48,000.00	\$49,500.00	\$45,000.00	\$302,136.75

*The two billboards were for Drag Racing and Left Lane Passing.

The impaired driving and occupant protection campaigns focused primarily on television and radio outlets. University outreach for both campaigns included live reads at football games, static signage at multiple University sporting events, and allowed for the opportunity for live broadcast interviews.



Rail Grade

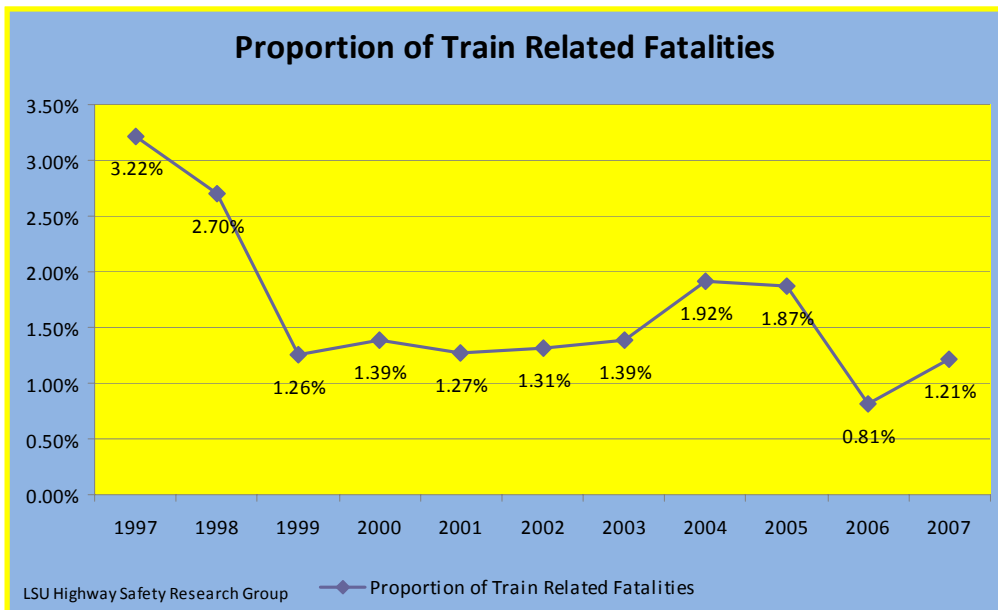
Objectives in the 2008 HSP

1. Raise the level of awareness among Louisiana citizens regarding traffic safety issues throughout 2008.
2. Establish a legislative framework for the LHSC program throughout 2008.
3. Maintain the highway rail grade crossing fatalities at 8 through 2008.

Status

The LHSC implemented rail grade strategies identified in the 2008 HSP.

1. The number of rail grade related fatalities increased from 8 in 2006 to 9 in 2007.
2. By comparison to total fatalities rail grade crossing fatalities represent 1.2% of all Louisiana fatalities. LHSC remains committed to support Louisiana Operation Lifesaver by partnering with the LADOTD.



Rail Grade Narrative

Louisiana Operation Lifesaver continues to be partially funded by the LHSC. In 2007-2008, LHSC funded a portion of the director and administrative assistant's salaries and travel, along with training materials for the Grade Crossing Collision Investigation

course for law enforcement and the implementation of the Highway Safety Summit. In 2008, LHSC contracted to partially fund the director's salary for the 2008-2009 fiscal year.

Partnerships with the railroad industry, preventative legislation on clearings, and on-going public information and education programs make the Louisiana program a national model. Rail traffic continues to increase, and many crossings in rural areas lead to the unfortunate number of crashes in the state. Louisiana Operation Lifesaver evaluates crash data to concentrate its educational in target parishes with increased highway-rail grade crossing and trespassing incidents.

In 2008, Louisiana Operation Lifesaver conducted more than 500 school and community education programs to more than 17,000 people. Display booths were included at more than 25 conferences and fairs, reaching more than 23,000 people. Approximately 325 people attended the Rail Safety for Emergency Responders course statewide, and nearly 350 law enforcement personnel attended 12 GCCI courses statewide.

Louisiana Operation Lifesaver has undertaken strategic planning to define its future direction for the next five years, and LHSC is participating in this process.

Safe Communities

Objectives in the 2008 HSP

1. Reduce the number of traffic fatalities by six percent per year through 2008.
2. Raise the level of awareness among Louisiana citizens regarding traffic safety issues throughout 2008.
3. Establish a legislative framework for the LHSC program throughout 2008.
4. Reduce the percent of impaired driving traffic fatalities in Louisiana from 46% in 2006 to 43% by 2008.
5. Increase statewide safety belt usage for vehicle occupants age 5 and older from 77% in 2006 to 81% by 2008.
6. Increase safety belt usage for all vehicle occupants from 74.6% in 2006 to 78% by 2008.
7. Reduce the number of fatal crashes among driver age 15-24 from 322 in 2006 to 317 by 2008.
8. Reduce the motorcycle fatality rate from 9.47% in 2006 to 8.1% in 2008.
9. Maintain the highway rail grade crossing fatalities at 8 through 2008.

10. Reduce the number of motor carrier crashes (FARS data) from 110 in 2006 to 109 in 2008.
11. Support a comprehensive traffic records management program throughout 2008.

Status

1. In 2008 the LHSC planned to issue Safe Community grants in the amount of \$285,374.75.

Safe Communities Narrative

The LHSC is involved in multiple Safe Community programs. Programs under the Safe Community model include, South Central Planning and Development Commission, Southeast Louisiana DWI Task Force, the North Central Partners in Prevention, Louisiana Youth Prevention Services, Baton Rouge Traffic Committee, St. Martin Parish Safety Community and Louisiana Passenger Safety Task Force.

Each of these safe community programs has a different connection with the LHSC. Three were funded directly through a LHSC sub-grant, some receive supplemental assistance from LHSC and its partners, and the LHSC holds board positions with many of the organizations. Many of the safe community efforts that exist in Louisiana have a specific focus within traffic safety. However, all of the organizations strive to include a diverse population of professional, advocates, community leaders, and other interested persons.

The safe Communities concept continues to be shared with existing contractors and explained to potential new contractors. The LHSC facilitates community events that provide the opportunity for local community leaders, traffic safety professionals, and advocates too focus on local traffic safety. These events provide a forum for local participants to develop partnerships with other interested parties and learn more about the mission of the LHSC and the Safe Communities program.

St. Martin is an example of a LHSC Safe Community program that has continued to flourish under FY 2008 funding. The Coalition membership has expanded to include all municipal enforcement agencies in the parish, the Sheriff and the State Police; city councilmen and state Senators; and educators. They work in partnership with Louisiana DOTD and their local road safety program and have made improvements to engineering issues and had the opportunity for feedback on design studies for new road development. The overall program works to include input from many disciplines and is thriving from the participation and planning of the Coalition.

Section 154 and Section 164

Open Container Transfer Funds and Repeat Offender Transfer Funds

Funds Transferred to the Section 402 program pursuant to this section of law were administered, by mutual agreement, by the Louisiana Department of Transportation and Development (La. DOTD) in their Hazard Elimination program. The LHSC participates in the project selection process of the Hazard Elimination.

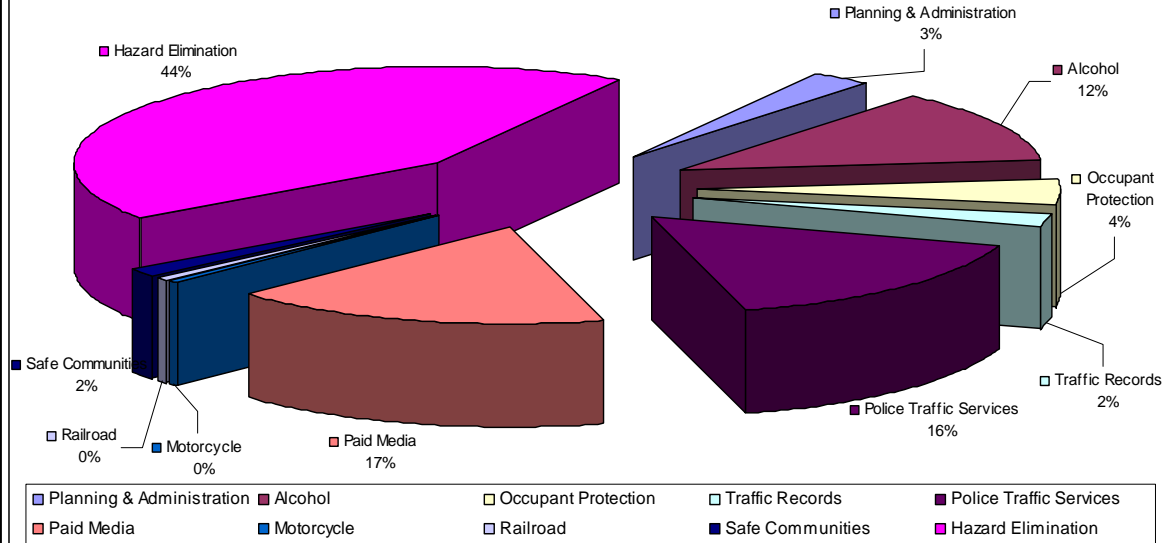
Section 163 (.08)

Fiscal Year 2008 was the fourth year Louisiana expended funds under Section 163. \$41,163.65 was expended through FHWA and Louisiana DOTD. The following list is based on the "Section 163 (.08) Funds Accounting Guidance - Amended." This expenditure completed the Section 163 fund obligation

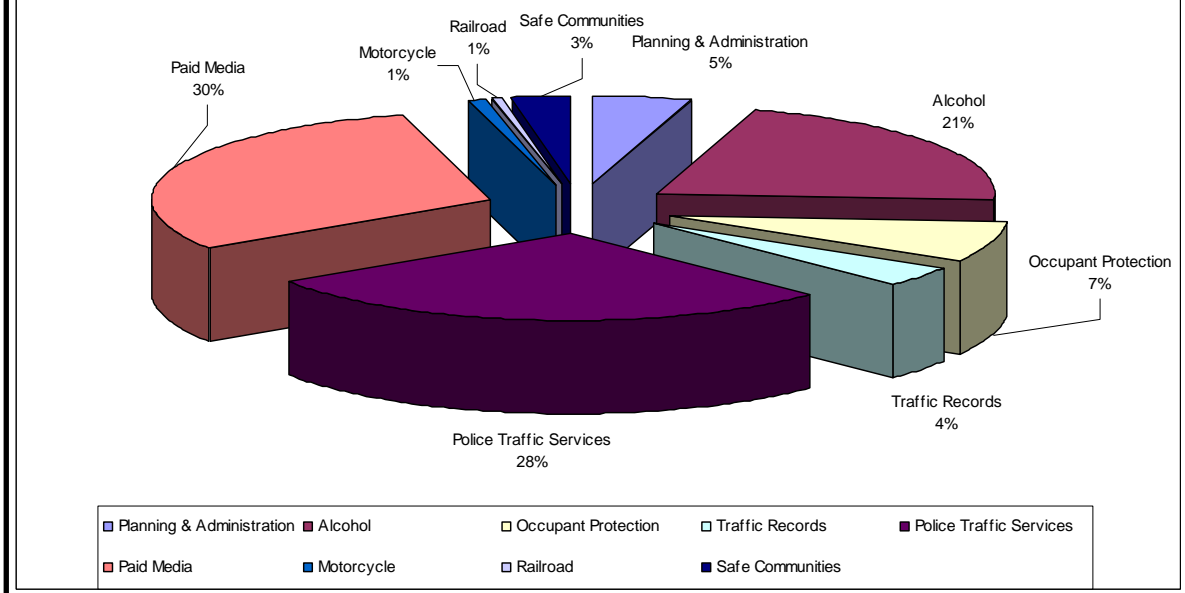
Program Area	Obligation Limitation	Carry Fwd	Obligated Funds	Expended Funds	Description
Section 163 Used as 405a			\$41,163.65	\$41,163.65	
OP 2008-03-00-00- Applied Technology (partial) Claim #4				\$163.88	Research and Assessment to
OP 2008-03-00-00- Applied Technology Claim #5				\$1,7634.17	conduct the
OP 2008-03-00-00- Applied Technology Claim #6				\$23,365.60	annual occupant protection observational usage survey, pre and post attitudinal surveys for Click It Or Ticket and Over / Under Campaigns, two mini observational usage surveys
Total Section 163 Funds			\$41,163.65	\$41,163.65	

Total LHSC 2008 Program Expenditures				
Fund Name		Federal Funds	Match%	Overall
Section 402				
Planning and Administration	PA	\$299,338.52	51%	
Alcohol	AL	\$148,933.08		
Occupant Protection	OP	\$154,206.78		
Police Traffic Services	PT	\$2,292,590.92	18%	
Traffic Records	TR	\$142,113.74		
Safe Communities	SA	\$260,488.13		
		\$3,297,671.17	20%	20%
Section 402 State Match				
		\$824,417.80	20%	
Section 402 Local Benefit				
		\$1,739,953.65	53%	
Section 405a				
Section 405a (OP) Paid Media				
	K2PM	\$480,563.00	50%	3%
Section 405 K2 State Match				
		\$480,563.00	50%	
406 Administration				
	K4	\$155,257.12		
406 Safety Belts Paid Media				
	K4PM	\$696,748.44		
406 Alcohol				
	K4AL	\$30,005.28		
406 Occupant Protection				
	K4OP	\$554,047.84		
406 Police Traffic Services				
	K4PT	\$414,021.29		
406 Railroad/Highway Crossings				
	K4RH	\$70,000.00		
		\$1,920,079.97		11%
408 Data Program Incentive				
	K9	\$245,239.44		1%
Section 408 State Match				
		\$61,309.86	20%	
Section 410 Alcohol				
410 Alcohol SAFETEA-LU				
	K8	\$1,150,369.39		
410 Alcohol SAFETEA-LU Paid Media				
	K8PM	\$131,349.00		
		\$1,281,718.39		8%
Section 410 Alcohol State Match				
		\$427,196.74	25%	
410 High Fatality Rate				
	K8FR	\$379,087.14		2%
Section 410 High Fatality Rate State Match				
		\$126,349.74	25%	
410 High Visibility				
	K8HV	\$358,827.64		
410 High Visibility (Paid Media)*				
	K8HV	\$1,593,489.00		
		\$1,952,316.64		12%
*paid media is included in K8HV in GTS				
Section 410 High Visibility State Match				
		\$681,361.61	26%	
2010 Motorcycle Safety Incentive				
	K6	\$83,890.07		1%
154 Hazard Elimination Total				
	154HE	\$3,638,851.15		21%
164 Hazard Elimination Total				
	164HE	\$3,638,851.14		21%
TOTAL LHSC EXPENDITURES				
		\$16,918,268.11		100%

2008 Louisiana Financial Summary (Including Hazard Elimination)



2008 Louisiana Financial Summary (Excluding Hazard Elimination)



APPENDIX A

LHSC Stakeholders	
AAA	LHSC Youth Advisors (21)
Administrative License Hearing Office	Louisiana District Attorneys Association
African American Sororities	Louisiana Passenger Safety Task Force
All Major Railroads	Louisiana State Police
Applied Technology Inc.	Louisiana State University
Attorney Generals Office	Louisiana Supreme Court
Baton Rouge Alcohol & Drug Abuse Council	LSU Medical Center
Baton Rouge Alcohol Beverage Control	MADD
Baton Rouge Collegiate Alliance	Mayors
Baton Rouge Mayor's Office	Metropolitan Planning Offices
Baton Rouge Rape Crisis Center	New Orleans Alcohol & Drug Abuse Council
Baton Rouge Safety Council	New Orleans Charity Hospital
Coroners Association	NHTSA
Crime Labs	Office of Motor Vehicles
Department of Education / Motorcycle Program	Office of Public Health
Department of Health and Hospitals	Operation Lifesaver
Department of Insurance	Partners in Prevention
Department of Transportation and Development	Police Juries
DRE/SFST Instructors	Pride of St. Tammany
Driving Schools	SADD
East Baton Rouge Parish I CARE	Safe & Drug Free Schools
EMS	Safe Communities
Faith Based Communities	Safe Kids
Federal Highway Administration	Safety Councils
Fire Departments	School Boards
Governor's DWI Task Force	State Alcohol Beverage & Tobacco Control
Hospitals	State Risk Management
Houma Alcohol & Drug Abuse Council	Tangipahoa Alcohol & Drug Abuse Council
Jefferson Parish Courts, 1 st & 2 nd	Terrebonne General Hospital
Law Enforcement	Traffic Court Judges
Legislators	Universities
LHSC Law Enforcement Liaisons	
LHSC Diversity Coordinators	

Appendix B

Program Area	Project	Description	HCS Federal Funds Obligated	Share to Local Benefit	State/Federal Cost to Date	Federal Funds Expended	Fed Previous Amount Claimed	Fed Funds Claimed this Period
NHTSA								
NHTSA 402								
Planning and Administration								
	PA-2008-00-00-00	Planning and Administration	\$299,338.52	\$.00	\$608,074.06	\$299,338.52	\$299,338.52	\$.00
	Planning and Administration Total		\$299,338.52	\$.00	\$608,074.06	\$299,338.52	\$299,338.52	\$.00
Alcohol								
	AL-2008-00-00-00	Alcohol Projects	\$7,000.00	\$.00	\$7,000.00	\$7,000.00	\$7,000.00	\$.00
	AL-2008-01-00-00	Alcohol Program Management	\$141,933.08	\$.00	\$141,933.08	\$141,933.08	\$141,933.08	\$.00
	Alcohol Total		\$148,933.08	\$.00	\$148,933.08	\$148,933.08	\$148,933.08	\$.00
Occupant								
	OP-2008-00-00-00	Occupant Protection Projects	\$7,000.00	\$.00	\$7,000.00	\$7,000.00	\$7,000.00	\$.00
	OP-2008-01-00-00	Occupant Protection Program Management	\$147,206.78	\$.00	\$147,206.78	\$147,206.78	\$147,206.78	\$.00
	Occupant Protection Total		\$154,206.78	\$.00	\$154,206.78	\$154,206.78	\$154,206.78	\$.00
Police Traffic Services								
	PT-2008-00-00-00	Police Traffic Services Projects	\$2,115,984.47	\$1,596,092.16	\$2,115,984.47	\$2,115,984.47	\$2,115,984.47	\$.00
	PT-2008-01-00-00	PTS Program Management	\$176,606.45	\$.00	\$176,606.45	\$176,606.45	\$176,606.45	\$.00
	PT-2008-99-00-00	Police Traffic Services Projects	\$.00	\$.00	\$515,682.26	\$.00	\$.00	\$.00
	Police Traffic Services Total		\$2,292,590.92	\$1,596,092.16	\$2,808,273.18	\$2,292,590.92	\$2,292,590.92	\$.00
Traffic Records								
	TR-2008-00-00-00	Traffic Records Projects	\$78,150.04	\$.00	\$78,150.04	\$78,150.04	\$78,150.04	\$.00
	TR-2008-01-00-00	Traffic Records Programs Management	\$63,963.70	\$.00	\$63,963.70	\$63,963.70	\$63,963.70	\$.00
	Traffic Records Total		\$142,113.74	\$.00	\$142,113.74	\$142,113.74	\$142,113.74	\$.00
Safe								
	SA-2008-00-00-00	Safe Communities Projects	\$260,488.13	\$143,861.49	\$260,488.13	\$260,488.13	\$260,488.13	\$.00
	Safe Communities Total		\$260,488.13	\$143,861.49	\$260,488.13	\$260,488.13	\$260,488.13	\$.00
	NHTSA 402 Total		\$3,297,671.17	\$1,739,953.65	\$4,122,088.97	\$3,297,671.17	\$3,297,671.17	\$.00
405 OP SAFETEA-LU								
	K2-2008-99-00-00	State Match for Section 405 Program	\$.00	\$.00	\$480,563.00	\$.00	\$.00	\$.00
	405 Occupant Protection Total		\$.00	\$.00	\$480,563.00	\$.00	\$.00	\$.00
405 Paid Media								
	K2PM-2008-01-00-00	Paid Media for Occupant Protection	\$480,563.00	\$.00	\$480,563.00	\$480,563.00	\$480,563.00	\$.00
	405 Paid Media Total		\$480,563.00	\$.00	\$480,563.00	\$480,563.00	\$480,563.00	\$.00
	405 OP SAFETEA-LU Total		\$480,563.00	\$.00	\$961,126.00	\$480,563.00	\$480,563.00	\$.00
NHTSA 406								
	K4-2008-00-00-00	Administrative Projects	\$155,257.12	\$.00	\$155,257.12	\$155,257.12	\$155,257.12	\$.00
	406 Safety Belts Incentive Total		\$155,257.12	\$.00	\$155,257.12	\$155,257.12	\$155,257.12	\$.00
406 Safety Belts								
	K4PM-2008-00-00-00	Paid Media Projects	\$696,748.44	\$.00	\$696,748.44	\$696,748.44	\$696,748.44	\$.00
	406 Safety Belts Paid Media Total		\$696,748.44	\$.00	\$696,748.44	\$696,748.44	\$696,748.44	\$.00
406 Alcohol								
	K4AL-2008-00-00-00	Alcohol Projects	\$30,005.28	\$.00	\$30,005.28	\$30,005.28	\$30,005.28	\$.00
	406 Alcohol Total		\$30,005.28	\$.00	\$30,005.28	\$30,005.28	\$30,005.28	\$.00
406 Occupant Protection								
	K4OP-2008-00-00-00	Occupant Protection Projects	\$554,047.84	\$.00	\$554,047.84	\$554,047.84	\$554,047.84	\$.00
	406 Occupant Protection Total		\$554,047.84	\$.00	\$554,047.84	\$554,047.84	\$554,047.84	\$.00
406 Police Traffic Services								
	K4PT-2008-00-00-00	Police Traffic Services Projects	\$414,021.29	\$.00	\$414,021.29	\$414,021.29	\$414,021.29	\$.00
	406 Police Traffic Services Total		\$414,021.29	\$.00	\$414,021.29	\$414,021.29	\$414,021.29	\$.00
406 Railroad/Highway Crossings								
	K4RH-2008-00-00-00	Railroad Safety Projects	\$70,000.00	\$.00	\$70,000.00	\$70,000.00	\$70,000.00	\$.00
	406 Railroad/Highway Crossings Total		\$70,000.00	\$.00	\$70,000.00	\$70,000.00	\$70,000.00	\$.00
	NHTSA 406 Total		\$1,920,079.97	\$.00	\$1,920,079.97	\$1,920,079.97	\$1,920,079.97	\$.00
408 Data Program SAFETEA-LU								
	K9-2008-00-00-00	Traffic Records Committee Projects	\$245,239.44	\$.00	\$245,239.44	\$245,239.44	\$245,239.44	\$.00
	K9-2008-99-00-00	state match	\$.00	\$.00	\$61,309.86	\$.00	\$.00	\$.00
	408 Data Program Incentive Total		\$245,239.44	\$.00	\$306,549.30	\$245,239.44	\$245,239.44	\$.00
	408 Data Program SAFETEA-LU Total		\$245,239.44	\$.00	\$306,549.30	\$245,239.44	\$245,239.44	\$.00
410 Alcohol SAFETEA-LU								
	K8-2008-00-00-00	410 Alcohol Projects	\$1,150,369.39	\$.00	\$1,150,369.39	\$1,150,369.39	\$1,150,369.39	\$.00
	K8-2008-99-00-00	410 Alcohol Projects	\$.00	\$.00	\$427,196.74	\$.00	\$.00	\$.00
	410 Alcohol SAFETEA-LU Total		\$1,150,369.39	\$.00	\$1,577,566.13	\$1,150,369.39	\$1,150,369.39	\$.00
410 Alcohol								
	K8PM-2008-00-00-00	410 Paid Media Projects	\$131,349.00	\$.00	\$131,349.00	\$131,349.00	\$131,349.00	\$.00
	410 Alcohol SAFETEA-LU Paid Media Total		\$131,349.00	\$.00	\$131,349.00	\$131,349.00	\$131,349.00	\$.00
	410 Alcohol SAFETEA-LU Total		\$1,281,718.39	\$.00	\$1,708,915.13	\$1,281,718.39	\$1,281,718.39	\$.00
410 High Fatality Rate								
	K8FR-2008-00-00-00	High Fatality Rate Projects	\$379,087.14	\$.00	\$379,087.14	\$379,087.14	\$379,087.14	\$.00
	K8FR-2008-99-00-00	State Match for High Visibility Funds	\$.00	\$.00	\$126,349.74	\$.00	\$.00	\$.00
	410 High Fatality Rate Total		\$379,087.14	\$.00	\$505,436.88	\$379,087.14	\$379,087.14	\$.00
410 High Visibility								
	K8HV-2008-00-00-00	410 Paid Media Projects	\$1,952,316.64	\$.00	\$1,952,316.64	\$1,952,316.64	\$1,952,316.64	\$.00
	K8HV-2008-99-00-00	State Match for High Visibility Funds	\$.00	\$.00	\$681,361.61	\$.00	\$.00	\$.00
	410 High Visibility Total		\$1,952,316.64	\$.00	\$2,633,678.25	\$1,952,316.64	\$1,952,316.64	\$.00
2010 Motorcycle Safety								
	K6-2008-00-00-00	Motorcycle Projects	\$83,890.07	\$.00	\$83,890.07	\$83,890.07	\$83,890.07	\$.00
	2010 Motorcycle Safety Incentive Total		\$83,890.07	\$.00	\$83,890.07	\$83,890.07	\$83,890.07	\$.00
	2010 Motorcycle Safety Total		\$83,890.07	\$.00	\$83,890.07	\$83,890.07	\$83,890.07	\$.00
154 Transfer Funds								
	154HE-2008-00-00-00	Hazard Elimination Project	\$3,638,851.15	\$.00	\$3,638,851.15	\$3,638,851.15	\$3,638,851.15	\$.00
	154 Hazard Elimination Total		\$3,638,851.15	\$.00	\$3,638,851.15	\$3,638,851.15	\$3,638,851.15	\$.00
	154 Transfer Funds Total		\$3,638,851.15	\$.00	\$3,638,851.15	\$3,638,851.15	\$3,638,851.15	\$.00
164 Transfer Funds								
	164HE-2008-00-00-00	Hazard Elimination Projects	\$3,638,851.14	\$.00	\$3,638,851.14	\$3,638,851.14	\$3,638,851.14	\$.00
	164 Hazard Elimination Total		\$3,638,851.14	\$.00	\$3,638,851.14	\$3,638,851.14	\$3,638,851.14	\$.00
	164 Transfer Funds Total		\$3,638,851.14	\$.00	\$3,638,851.14	\$3,638,851.14	\$3,638,851.14	\$.00
	NHTSA Total		\$16,918,268.11	\$1,739,953.65	\$19,519,466.86	\$16,918,268.11	\$16,918,268.11	\$.00
	Total		\$16,918,268.11	\$1,739,953.65	\$19,519,466.86	\$16,918,268.11	\$16,918,268.11	\$.00

Section 402 Funded Program						
Coordinator	Program Area	Project Number	Fund	Project Name	Amount	Description
Linda	PA	PA 2008-00-00-00	402	Planning and Administration (IN-HOUSE)	\$299,338.52	Management of LHSC overall program
	PA Total			<i>Planning and Administration Total</i>	\$299,338.52	
Linda	AL	AL 2008-01-00-00	402	Program Management (Alcohol)	\$141,933.08	Management of LHSC alcohol program
Angie	OP	OP 2008-04-00-00	402	H & M Consultants	\$7,000.00	Analysis of the LHSC OP and AL programs; to include enforcement, PIE, paid media, and statistical analysis of both program areas. Separate reports will be provided - one for OP and one for AL.
	AL Total			<i>Alcohol Total</i>	\$148,933.08	
Linda	OP	OP 2008-01-00-00	402	Program Management (Occupant Protection)	\$147,206.78	Management of LHSC occupant program
Angie	OP	OP 2008-04-00-00	402	H & M Consultants (same as above)	\$7,000.00	Analysis of the LHSC OP and AL programs; to include enforcement, PIE, paid media, and statistical analysis of both program areas. Separate reports will be provided - one for OP and one for AL.
	OP Total			<i>Occupant Protection Total</i>	\$154,206.78	
Linda	PT	PT 2008-00-00-00	402	Program Management	\$176,606.45	Management of LHSC police traffic services program
Bob	PT	PT 2008-03-00-00	402	Pete Stout / LEL	\$40,397.44	Law enforcement liaison includes \$8,000 of travel. LSP Troops D & I area
Bob	PT	PT 2008-04-00-00	402	Marc Ducote / LEL	\$36,365.02	Law enforcement liaison includes \$8,000 of travel. LSP Troops B & C area

Bob	PT	PT 2008-05-00-00	402	Fred Teurlin / LEL	\$34,986.68	Law enforcement liaison includes \$8,000 of travel. LSP Troops B & C area
Bob	PT	PT 2008-06-00-00	402	Brad Stewart / LEL	\$40,500.00	Law enforcement liaison includes \$8,000 of travel. LSP Troops A & L area
Bob	PT	PT 2008-07-00-00	402	Ted Riser / LEL	\$40,402.58	Law enforcement liaison includes \$8,000 of travel. LSP Troops E & G area
Bob	PT	PT 2008-08-00-00	402	Bobby Potter / LEL	\$31,178.95	Law enforcement liaison includes \$8,000 of travel. LSP Troops E & F area
Lyrca	PT	PT 2008-10-00-00	402	Abbeville Police Department	\$10,128.46	Overtime traffic safety enforcement
Lyrca	PT	PT 2008-11-00-00	402	Alexandria Police Department	\$52,438.36	Overtime traffic safety enforcement
Lyrca	PT	PT 2008-12-00-00	402	Ascension Sheriff	\$12,970.83	Overtime traffic safety enforcement
Lyrca	PT	PT 2008-13-00-00	402	Baton Rouge Police Department	\$170,648.90	Overtime traffic safety enforcement
Lyrca	PT	PT 2008-14-00-00	402	Beauregard Sheriff	\$42,716.61	Overtime traffic safety enforcement
Lyrca	PT	PT 2008-15-00-00	402	Bogalusa Police Department	\$22,113.80	Overtime traffic safety enforcement
Lyrca	PT	PT 2008-16-00-00	402	Bossier City Police Department	\$19,730.01	Overtime traffic safety enforcement
Lyrca	PT	PT 2008-17-00-00	402	Caddo Sheriff	\$17,932.50	Overtime traffic safety enforcement
Lyrca	PT	PT 2008-18-00-00	402	Calcasieu Sheriff	\$32,376.04	Overtime traffic safety enforcement
Lyrca	PT	PT 2008-19-00-00	402	Denham Springs	\$32,495.42	Overtime traffic safety enforcement
Lyrca	PT	PT 2008-20-00-00	402	DeRidder Police Department	\$12,958.53	Overtime traffic safety enforcement
Lyrca	PT	PT 2008-21-00-00	402	EBR Sheriff	\$39,248.00	Overtime traffic safety enforcement
Lyrca	PT	PT 2008-22-00-00	402	Gonzales Police Department	\$12,806.21	Overtime traffic safety enforcement
Lyrca	PT	PT 2008-23-00-00	402	Hammond Police Department	\$33,286.97	Overtime traffic safety enforcement
Lyrca	PT	PT 2008-24-00-00	402	Houma Police Department	\$53,901.11	Overtime traffic safety enforcement
Lyrca	PT	PT 2008-25-00-00	402	Jefferson Sheriff	\$7,247.68	Overtime traffic safety enforcement
Lyrca	PT	PT 2008-26-00-00	402	Kenner Police Department	\$33,482.15	Overtime traffic safety enforcement
Lyrca	PT	PT 2008-27-00-00	402	Lafayette Police Department	\$65,581.44	Overtime traffic safety enforcement
Lyrca	PT	PT 2008-28-00-00	402	Lafayette Sheriff's Office	\$19,697.28	Overtime traffic safety enforcement
Lyrca	PT	PT 2008-29-00-00	402	Lafourche Sheriff	\$50,371.19	Overtime traffic safety enforcement

Lyrca	PT	PT 2008-30-00-00	402	Lake Charles Police Department	\$8,374.10	Overtime traffic safety enforcement
Lyrca	PT	PT 2008-31-00-00	402	Lockport Police Department	\$1,600.00	Overtime traffic safety enforcement
Lyrca	PT	PT 2008-32-00-00	402	Leesville Police Department*	\$10,551.74	Overtime traffic safety enforcement
Lyrca	PT	PT 2008-33-00-00	402	Lincoln Sheriff	\$8,420.03	Overtime traffic safety enforcement
Lyrca	PT	PT 2008-34-00-00	402	Livingston Sheriff	\$62,223.93	Overtime traffic safety enforcement
Lyrca	PT	PT 2008-35-00-00	402	Mandeville PD	\$9,786.43	Overtime traffic safety enforcement
Lyrca	PT	PT 2008-37-00-00	402	Monroe Police Department*	\$19,926.00	Overtime traffic safety enforcement
Lyrca	PT	PT 2008-38-00-00	402	Natchitoches Police Department	\$20,052.21	Overtime traffic safety enforcement
Lyrca	PT	PT 2008-39-00-00	402	New Orleans Police Department*	\$33,530.09	Overtime traffic safety enforcement
Lyrca	PT	PT 2008-40-00-00	402	Opelousas Police Department	\$68,094.37	Overtime traffic safety enforcement
Lyrca	PT	PT 2008-41-00-00	402	Pineville Police Department	\$49,680.60	Overtime traffic safety enforcement
Lyrca	PT	PT 2008-42-00-00	402	Rapides Sheriff	\$39,968.99	Overtime traffic safety enforcement
Lyrca	PT	PT 2008-43-00-00	402	Rosepine Police Department	\$35,733.00	Overtime traffic safety enforcement
Lyrca	PT	PT 2008-44-00-00	402	Ruston Police Department	\$4,993.70	Overtime traffic safety enforcement
Lyrca	PT	PT 2008-45-00-00	402	Sorrento Police Department	\$14,878.28	Overtime traffic safety enforcement
Lyrca	PT	PT 2008-46-00-00	402	Shreveport Police Department	\$78,712.61	Overtime traffic safety enforcement
Lyrca	PT	PT 2008-47-00-00	402	Slidell Police Department	\$56,609.06	Overtime traffic safety enforcement
Lyrca	PT	PT 2008-48-00-00	402	St. Charles Sheriff	\$9,092.48	Overtime traffic safety enforcement
Lyrca	PT	PT 2008-49-00-00	402	St. James Sheriff	\$12,985.00	Overtime traffic safety enforcement
Lyrca	PT	PT 2008-50-00-00	402	St. John Sheriff	\$80,164.00	Overtime traffic safety enforcement
Lyrca	PT	PT 2008-51-00-00	402	St. Landry Sheriff	\$70,042.80	Overtime traffic safety enforcement
Lyrca	PT	PT 2008-52-00-00	402	St. Tammany Sheriff	\$129,370.14	Overtime traffic safety enforcement
Lyrca	PT	PT 2008-53-00-00	402	Tangipahoa Sheriff	\$14,039.92	Overtime traffic safety enforcement
Lyrca	PT	PT 2008-54-00-00	402	Terrebonne Sheriff	\$41,723.78	Overtime traffic safety enforcement
Lyrca	PT	PT 2008-55-00-00	402	Ville Platte PD*	\$15,083.20	Overtime traffic safety enforcement
Lyrca	PT	PT 2008-56-00-00	402	Livingston PD	\$24,355.29	Overtime traffic safety enforcement
Lyrca	PT	PT 2008-57-00-00	402	West Monroe	\$54,680.00	Overtime traffic safety enforcement
Lyrca	PT	PT 2008-58-00-00	402	Zachary Police Department	\$49,063.85	Overtime traffic safety enforcement
Lyrca	PT	PT 2008-59-00-00	402	Walker PD	\$22,178.19	Overtime traffic safety enforcement
Lyrca	PT	PT 2008-60-00-00	402	Baker PD	\$10,671.33	Overtime traffic safety enforcement

Lyrice	PT	PT 2008-61-00-00	402	Covington PD	\$15,586.44	Overtime traffic safety enforcement
Lyrice	PT	PT 2008-62-00-00	402	Gretna PD	\$19,431.17	Overtime traffic safety enforcement
Lyrice	PT	PT 2008-63-00-00	402	Causeway PD	\$7,759.27	Overtime traffic safety enforcement
Lyrice	PT	PT 2008-65-00-00	402	St. Bernard Sheriff	\$5,000.00	Overtime traffic safety enforcement
Lyrice	PT	PT 2008-66-00-00	402	Broussard PD	\$15,216.29	Overtime traffic safety enforcement
	PT	PT 2008-67-00-00	402	Union Parish Sheriff(radars)	\$18,000.00	Purchase of radars for traffic safety enforcement
Lyrice	PT	PT 2008-68-00-00	402	Village of Forest Hill (equipment)	\$7,444.02	Purchase of radars for traffic safety enforcement
Lyrice	PT	PT 2008-69-00-00	402	Killian PD	\$5,000.00	Purchase of radars for traffic safety enforcement
	PT Total			<i>Police Traffic Services Total</i>	\$2,292,590.92	
Angie	SA	SA 2008-01-00-00	402	SC Planning Commission/SC Safe Community	\$91,792.33	Program modeling the NHTSA SAFE Community concept in a six parish area in the South Central Louisiana area.
Jamie	SA	SA 2008-02-00-00	402	St. Martin Parish Safe Community	\$79,923.47	Program modeling the NHTSA SAFE Community concept in St. Martin Parish.
Angie	SA	SA 2008-03-00-00	402	Lincoln Parish Safe Community	\$28,475.63	Program modeling the NHTSA SAFE Community concept in Lincoln Parish.
Angie	SA	SA 2008-04-00-00	402	Lafayette Safe Community	\$35,910.79	Program modeling the NHTSA SAFE Community concept in Lafayette Parish area.
Lyrice	SA	SA 2008-05-00-00	402	Friends of Safety Town (Caddo Sheriff)	\$24,385.91	Creation and implementation of Safety Town
	SA Total			<i>Safe Communities Total</i>	\$260,488.13	
Linda	TR	TR 2008-01-00-00	402	Program Management (IN-HOUSE)	\$78,150.04	Management of the LHSC traffic records program.
Linda	TR	TR 2008-02-00-00	402	Traffic Records Project with DPS (IN-HOUSE)	\$ 63,963.70	Project to address the data processing needs of the traffic records program.
	TR Total			<i>Traffic Records Total</i>	\$142,113.74	
				Total 402 Project Expenditures FY 2008	\$3,297,671.17	

				Total 402 Available Funds FY 2008	\$3,694,891.67	
				Carry forward to FY 2009	\$397,220.50	
Section 405a Funded Program						
Jamie	PM	K2PM 2008-01-00-00	405	Kaplan Paid Media (405)	\$480,563.00	Paid Media airtime purchases under RFP
	PM Total		<i>Total Planned Media</i>			
				Total 405 Project Expenditures FY 2008	\$480,563.00	
				Total 405 Available Funds FY 2008	\$1,002,768.83	
				Carry forward to FY 2009	\$522,205.83	
Section 406 Funded Program						
	PA	PA 2008-00-00-00	406	Planning and Administration	\$83,945.56	Management of LHSC overall program
Linda	PA	PA 2008-02-00-00	402	MAXIMUS, Inc.	\$14,250.00	Contract to calculate and obtain LHSC approved indirect cost rate
Jamie	PA	K4 2008-25-00-00	406	Cambridge Systematics	\$37,765.30	Contract to facilitate planning for State Highway Strategic Plan and Highway Safety Plan
Jamie	PA	K4 2008-26-00-00	406	Cathy Childers	\$19,296.26	Contractor to assist in planning development and implementation of LHSC initiatives
				<i>Planning and Administration Total</i>	\$155,257.12	
Jamie	AL	K4 2008-20-00-00	406	LHSC Commodities (IN-HOUSE)	\$4,139.40	Purchase commodities for LHSC traffic safety program
Nichole	OP	K4 2008-08-00-00	406	Willie Navarre	\$25,865.88	LHSC Diversity Coordinator
				<i>Alcohol Projects Total</i>	\$30,005.28	
Nichole	OP	K4 2008-01-00-00	406	La. Passenger Safety Task Force (Charity Hospital)	\$128,871.22	Program provides for the operation of a statewide child passenger safety coalition through the nine corresponding LSP Troop Regions.
Jamie		K4PM 2008-04-00-00	406	JJJ Media (backseat commercials)	\$24,500.00	Safety Belt creative commercials.

Angie	OP	OP 2008-03-00-00	402	Applied Technology * I n addition to Section 163 funds.	\$116,597.01*	Project for Research and Assessment to conduct the annual occupant protection observational usage survey, pre and post attitudinal surveys for Click It Or Ticket and Over / Under Campaigns, two mini observational usage surveys
Nichole	OP	K4 2008-03-00-00	406	Louisiana Safe Kids Coalition (helmets/booster seats)	\$25,088.84	Provides bicycle safety education and helmets in southeast Louisiana and provides for the purchase and distribution of approximately 25 booster seats. Provides for an education program as it relates to child restraint. Events are concentrated in rural areas
Nichole	OP	K4 2008-04-00-00	406	Dinnika Lawrence	\$36,787.50	Assistant for the La. Passenger Safety Task Force and coordinator for the SELA DWI Task Force.
Jamie	PT	K4-2008-10-00-00	406	Linden Claybrook: Safe Drive Louisiana	\$19,167.79	Program provides for the delivery of seat belt and alcohol educational materials through presentations, display booths, or personal contacts in industry, safety associations, and the public at large.
Nichole	OP	K4 2008-05-00-00	406	Think First	\$48,997.85	Provides a safety program for the delivery of occupant protection education and information to school age children in Northwest Louisiana.
Nichole	OP	K4 2008-06-00-00	406	Kevin Boatner, Diversity Coordinator	\$25,021.84	LHSC Diversity Coordinator

Nichole	OP	K4 2008-07-00-00	406	Vernon Cotton, (NO Area Diversity Coordinator)	\$26,000.00	LHSC Diversity Coordinator
Jamie	OP	K4 2008-20-00-00	406	LHSC Commodities (IN-HOUSE)	\$9,919.15	Purchase commodities for LHSC traffic safety program
Lyrice	PT	K4 2008-21-00-00	406	Louisiana State Police (same as above different funding)	\$78,096.64	Clerical, Radio Operators, Public Information, and Occupant Protection overtime, to include travel and incident management. Commodities, other specified equipment, and training are also incorporated into the total contract amount.
Lyrice	OP	K4 2008-09-00-00	406	Nu Gamma Omega	\$15,000.00	Program provides for the distribution of NHTSA seat belt and impaired driving materials at the Bayou Classic and Southern and Gambling football games.
	OP Total			<i>Occupant Protection Projects Total</i>	\$554,047.84	
Nichole	RH	K4 2008-15-00-00	406	Louisiana Operation Lifesaver	\$70,000.00	Programmatic implementation of the Louisiana Operation Lifesaver (LOL) and LHSC objectives. Traffic Safety Summit via DOTD.
	RH Total			<i>Rail grade/Highway Projects Total</i>		
Lyrice	PT	K4 2008-21-00-00	406	Louisiana State Police (same as above different funding)	\$275,746.57	Clerical, Radio Operators, Public Information, and Occupant Protection overtime, to include travel and incident management. Commodities, other specified equipment, and training are also incorporated into the total contract amount.

Angie	SA	K4 2008-17-00-00	406	Robert Canfield	\$13,568.50	Provides for a contractor to attend meetings and provide traffic engineering support where applicable. Includes \$2,000 of travel.
Jamie	PT	K4-2008-10-00-00	406	Linden Claybrook: Safe Drive Louisiana	\$12,121.60	Program provides for the delivery of seat belt and alcohol educational materials through presentations, display booths, or personal contacts in industry, safety associations, and the public at large.
Jamie	PT	K4 2008-20-00-00	406	LHSC Commodities (IN-HOUSE)	\$17,315.42	Purchase commodities for LHSC traffic safety program
Nichole	RH	K4 2008-15-00-00	406	Louisiana Operation Lifesaver	\$2,974.68	Programmatic implementation of the Louisiana Operation Lifesaver (LOL) and LHSC objectives. Traffic Safety Summit via DOTD.
Ben	PT	K4 2008-23-00-00	406	LHSC SPONSORED TRAVEL & TRAINING (IN-HOUSE)	\$40,153.54	Program provides funding for in and out-of-state travel to conferences and trainings.
Bob	PT	K4-2008-11-00-00	406	Bobby Breland	\$39,240.98	Coordinate and report on all aspects of LHSC Impaired Driving and Occupant Protection programs
Ben	PT	K4-2008-12-00-00	406	Ronnie Jones	\$12,900.00	Two PIE training courses offered to law enforcement and other LHSC traffic contractors.
	PT Total			<i>Police Traffic Services Projects Total</i>	\$414,021.29	
Jamie	PM	K4PM 2008-01-00-00	406	Kaplan Paid Media (406)	\$584,448.44	Paid Media under RFP
Jamie		K4PM 2008-02-00-00	406	FA Resources (OMV media reel)	\$43,800.00	Contract to create OMV media reel

Jamie		K4PM 2008-03-00-00	406	Samuel Advertising (CIOT/Motorcycle)	\$44,000.00	Contract to create Click-It-or-Ticket/Motorcycle commercial
Jamie		K4PM 2008-04-00-00	406	JJJ Media (backseat commercials)	\$24,500.00	
	PM Total			<i>Paid Media Projects Total</i>	\$696,748.44	
				Total 406 Project Expenditures FY 2008	\$1,920,079.97	
				Total 406 Available Funding FY 2008	\$3,128,568.20	
				Carry forward to FY 2009	\$1,208,488.23	
Section 2010 Funded Program						
Angie	MC	K6 2008-03-00-00	2010	American Iron Works (website)	\$9,148.00	Web site design and general maintenance for the Motorcycle Awareness Committee and motorcycle education.
Angie	MC	K6 2008-04-00-00	2010	Motorcycle Awareness Committee (MAC)	\$14,929.27	Printed materials to support "Rider Education" and promotional materials to educate motorists and motorcyclists.
Angie	MC	K6 2008-05-00-00	2010	ABATE of La. Inc.	\$9,812.80	Educational programs to educate motorists and motorcyclists.
Jamie	PM	K6PM 2008-01-00-00	2010	Motorcycle Paid Media (2010)	\$50,000.00	Paid Media under RFP
				Total 2010 Project Expenditures FY 2008	\$83,890.07	
				Total 2010 Funds Available FY 2008	\$200,000.00	
				Carry forward to FY 2009	\$116,109.93	
Section 410 Programmatic Funded Program						
Ben	AL	K8 2008-01-00-00	410	RMS Consulting	\$44,795.96	Management of "LEADRS" implementation; Louisiana DWI arrest cycle
Jamie	AL	K8PM 2008-02-00	410	Screen Arts (Ignition Interlock Commercial)	\$35,227.86	Create ignition interlock commercial
Nichole	AL	K8 2008-03-00-00	410	Dennis Mitchell	\$36,000.00	Impaired Driving Speaker Program
Nichole	AL	K8 2008-04-00-00	410	Craig Tornquist	\$36,000.00	Impaired Driving Speaker Program

Nichole	AL	K8 2008-05-00-00	410	Rick Minniefield	\$36,000.00	Impaired Driving Speaker Program
Nichole	AL	K8 2008-06-00-00	410	Gerald King (College Speaker)	\$36,000.00	Impaired Driving Speaker Program
Nichole	AL	K8 2008-07-00-00	410	Personal Performance, LLC (John King - corporate)	\$35,793.69	Impaired Driving Speaker program
Nichole	AL	K8 2008-08-00-00	410	Margot Fleet	\$36,000.00	Highway Safety Speaker program
Angie	AL	K8 2008-09-00-00	410	La. D/A Assn (Judicial Prosecutor Training)	\$83,717.46	Provides for various awareness training sessions on DWI and other alcohol related traffic safety issues to prosecutors and district attorneys.
Angie	AL	K8 2008-10-00-00	410	Terrebonne Parish D/A (DWI Court)	\$85,000.00	District court designed to prosecute and adjudicate 2nd offense DWI in a nationally certified program.
Nichole	AL	K8 2008-12-00-00	410	La. MADD	\$136,778.63	Program provides for coordination and maintenance of the impaired driving victim impact panels and court monitoring.
Nichole	AL	K8 2008-13-00-00	410	La. Youth Prevention Services (SADD)	\$149,499.38	Youth Programs Coordination - Taking Action, Youth Advisory Board, Courage to Live, State Coordination of youth programs
Nichole	AL	K8 2008-14-00-00	410	La. Dept of Justice (Udrink,Udrive,Uwalk)	\$130,181.39	Provides educational and resource commodities to support for the Attorney General's program, U Drink U Drive U Walk.
Angie	AL	K8 2008-15-00-00	410	Baton Rouge Collegiate Alliance	\$78,624.17	On campus impaired driving education and use prevention program.
Nichole	AL	K8 2008-16-00-00	410	DC Sills (SADD)	\$45,998.56	Not on Your Life, Parental Guidance, and youth alcohol education programs.
Jamie	AL	K8 2008-17-00-00	410	Callaway Consulting	\$48,675.00	Provides impaired driving programs to middle and high school age youth.

Angie	AL	K8 2008-18-00-00	410	West Feliciana Sheriff / ADAC	\$19,893.50	Conduct impaired driving prevention presentations in k-12 schools in the parish. Include DWI mock crash.
Nichole	AL	K8 2008-19-00-00	410	Council on Alcohol and Drug Abuse (CADA)	\$22,826.68	Program 317 impaired driving modules at \$50 / class in the Greater New Orleans area.
Bob	AL	K8 2008-21-00-00	410	Elizabeth Riffle	\$40,997.00	Alcohol Programs contractor to coordinate judicial training, DWI Taskforce meetings, assess courts for DWI Court consideration
Bob	AL	K8 2008-22-00-00	410	Linda Hull (added 03/20/08)	\$12,360.11	Contractor to facilitate and plan all aspects of LHSC DWI Award Program
				<i>Total 410 Alcohol Projects</i>	\$1,150,369.39	
Jamie	PM	K8PM 2008-01-00	410	Kaplan Paid Media (410)	\$131,349.00	Paid Media under RFP
				<i>410 Paid Media Projects Total</i>	\$131,349.00	
				Total 410 Expenditures FY 2008	\$1,281,718.39	
				Total 410 Funding Available FY 2008	\$3,806,664.86	
				Carry forward to FY 2009	\$2,524,946.47	
Section 410 Fatality Rate Funded Program						
Lyrice	AL	K8FR 2008-01-00-00	410 FR	Cops in Shops La ATAC	\$131,793.74	Conducts Cops in Shops operations statewide and distributes impaired driving prevention education and informational materials to ABC outlets. 4,400 hours @ \$32.00 / hour.5 Digital cameras (\$700 each) and 5 ID Scanners (\$1200 each)

Lyrice	AL	K8FR 2008-02-00-00	410 FR	EBR ABC Office	\$105,770.60	Provides for parish-wide enforcement of underage drinking laws to include underage surveillances and sting operations. 3,000 hours @ 34.00 / hour.3 Digital cameras (\$700 each)
Lyrice	PT	PT 2008-09-00-00	410 HVE	Louisiana State Police - Impaired Driving Enforcement	\$141,522.80	Impaired Driving as a separate initiative funded from 410 HVE. This impaired driving effort would include enforcement, DWI equipment, and DWI specific training.
	AL Total			Total 410 Fatality Rate Project Expenditures FY 2008	\$379,087.14	
				Total 410 High Fatality Rate Funding Available	\$3,928,137.50	
				Carry forward to FY 2009	\$3,549,050.36	
Section 410 High Visibility Enforcement Funded Program						
Lyrice	AL	K8HV 2008-03-00-00	410 HVE	Louisiana State Police - Impaired Driving Enforcement	\$334,303.90	Impaired Driving as a separate initiative funded from 410 HVE. Discuss separate contracts or how to decipher claims. This impaired driving effort would include enforcement, DWI equipment, and DWI specific training.
	AL	K8HV 2008-01-01-00	410 HVE	Grambling State	\$999.99	University DWI overtime enforcement.
	AL	K8HV 2008-01-02-00	410 HVE	McNeese State	\$4,539.75	University DWI overtime enforcement.
	AL	K8HV 2008-01-06-00	410 HVE	ULM at Monroe	\$18,984.00	University DWI overtime enforcement.
Jamie	PM	K8HV 2008-02-00-00	410 HVE	Paid Media (410 HVE)	\$1,593,489.00	Paid Media under RFP
	AL Total			Total 410 HVE Project Expenditures FY 2008	\$1,952,316.64	

				Total 410 HVE Available Funding FY 2008	\$3,462,442.90	
				Carry forward to FY 2009	\$1,510,126.26	
Section 408 Funded Program						
Chuck	TR	K9 2008-00-00-00-00	408	Traffic Records Committee	\$1,583.76	Traffic Records Committee meetings
Chuck	TR	K9 2008-05-01-00-00	408	LSU contract to Henderson PD (computer equip)	\$11,538.00	Computer equipment purchase approved by the Traffic Records Committee
Chuck	TR	K9 2008-05-02-00-00	408	LSU contract to Iberville SO (computer equip)	\$8,100.00	Computer equipment purchase approved by the Traffic Records Committee
Chuck	TR	K9 2008-05-03-00-00	408	LSU contract to Jennings PD (computer equip)	\$10,450.38	Computer equipment purchase approved by the Traffic Records Committee
Chuck	TR	K9 2008-05-04-00-00	408	LSU contract to Morgan City PD (computer equip)	\$38,869.00	Computer equipment purchase approved by the Traffic Records Committee
Chuck	TR	K9 2008-05-05-00-00	408	LSU contract to Opelousas PD (computer equip)	\$35,210.00	Computer equipment purchase approved by the Traffic Records Committee
Chuck	TR	K9 2008-05-06-00-00	408	LSU contract to St. Martinville PD (computer equip)	\$18,100.00	Computer equipment purchase approved by the Traffic Records Committee
Bob	TR	K9 2008-01-00-00-00	408	LSU Traffic Records Coordinator	\$95,078.20	Coordinator to administrate the workings of the Traffic Records Committee.

Angie	TR	K9 2008-02-00-00-00	408	Lafayette City Wi-Fi	\$9,856.34	Computer equipment purchase approved by the Traffic Records Committee
Angie	TR	K9 2008-03-00-00-00	408	Supreme Court Traffic Disposition Reporting Training Course Development (1st year - \$24K)	\$16,453.76	Training course approved by the Traffic Records Committee
				Total 408 Project Expenditures FY 2008	\$245,239.44	
				Total 408 Available Funding FY 2008	\$1,454,225.61	
				Carry forward to FY 2009	\$1,208,986.17	
Sections 154 and 164 Funded Program						
Angie	HE	154/164HE 2008-00-00-00	154/164	154 (Open Container) / 164 (Repeat Offender)	\$7,277,702.29	Hazard Elimination program is administered by the LADOTD per formal agreement.
				Total 154/164 Project Expenditures FY 2008	\$7,277,702.29	
				Total 154/164 Available Funding FY 2008	\$63,646,371.19	
				Carry forward to FY 2009	\$56,368,668.90	

ENROLLED

ACT No. 161

Regular Session, 2008

HOUSE BILL NO. 786

BY REPRESENTATIVE PONTI

AN ACT

To amend and reenact R.S. 14:98(D)(1)(a) and (b)(introductory paragraph) and (E)(1)(a) and (b)(introductory paragraph), relative to offenses involving operating a vehicle while intoxicated; to provide with respect to the crime of operating a vehicle while intoxicated; to amend the criminal penalties for such crime; to provide relative to community service; and to provide for related matters.

Be it enacted by the Legislature of Louisiana:

Section 1. R.S. 14:98(D)(1)(a) and (b)(introductory paragraph) and (E)(1)(a) and (b)(introductory paragraph) are hereby amended and reenacted to read as follows:

§98. Operating a vehicle while intoxicated

* * *

D.(1)(a) On a conviction of a third offense, notwithstanding any other provision of law to the contrary and regardless of whether the offense occurred before or after an earlier conviction, the offender shall be imprisoned with or without hard labor for not less than one year nor more than five years and shall be fined two thousand dollars. ~~Thirty~~ Forty-five days of the sentence of imprisonment shall be imposed without benefit of probation, parole, or suspension of sentence. The court, in its discretion, may suspend all or any part of the remainder of the sentence of imprisonment. If any portion of the sentence is suspended, the offender shall be placed on supervised probation with the Department of Public Safety and Corrections, division of probation and parole, for a period of time equal to the remainder of the sentence of imprisonment, which probation shall commence on the day after the offender's release from custody.

HB NO. 786

ENROLLED

1 (b) Any offender placed on probation pursuant to the provisions of this
2 Subsection ~~D~~ of ~~this~~ ~~Section~~ shall be required as a condition of probation to
3 participate in thirty eight-hour days of court-approved community service activities
4 and to submit to and complete either of the following requirements:

5 * * *

6 E.(1)(a) Except as otherwise provided in Subparagraph (4)(b) of this
7 Subsection, on a conviction of a fourth or subsequent offense, notwithstanding any
8 other provision of law to the contrary and regardless of whether the fourth offense
9 occurred before or after an earlier conviction, the offender shall be imprisoned with
10 or without hard labor for not less than ten years nor more than thirty years and shall
11 be fined five thousand dollars. ~~Sixty~~ Seventy-five days of the sentence of
12 imprisonment shall be imposed without benefit of probation, parole, or suspension
13 of sentence. The court, in its discretion, may suspend all or any part of the remainder
14 of the sentence of imprisonment. If any portion of the sentence is suspended, the
15 offender shall be placed on supervised probation with the Department of Public
16 Safety and Corrections, division of probation and parole, for a period of time not to
17 exceed five years, which probation shall commence on the day after the offender's
18 release from custody.

19 (b) Any offender placed on probation pursuant to the provisions of this
20 Subsection ~~E~~ of ~~this~~ ~~Section~~ shall be required, as a condition of probation, to
21 participate in forty eight-hour days of court-approved community service activities
22 and to submit to and complete either of the following requirements:

23 * * *

SPEAKER OF THE HOUSE OF REPRESENTATIVES

PRESIDENT OF THE SENATE

GOVERNOR OF THE STATE OF LOUISIANA

APPROVED: _____

Regular Session, 2008

ACT No. 175

ENROLLED

SENATE BILL NO. 140

BY SENATOR MARTINY

1 AN ACT
2 To amend and reenact R.S. 32:391(A) and 398.1(A), relative to traffic citations; to provide
3 for electronic tickets or e-tickets; to provide for the original signature or electronic
4 signature of an arresting officer; and to provide for related matters.
5 Be it enacted by the Legislature of Louisiana:
6 Section 1. R.S. 32:391(A) and 398.1(A) are hereby amended and reenacted to read
7 as follows:
8 §391. Appearance upon arrest
9 A. Whenever any person is arrested for a violation of any provision of this
10 Chapter or any regulation of the department or of the secretary of the Department of
11 Public Safety **and Corrections** adopted pursuant thereto, except as otherwise
12 provided in this Section, the arresting officer shall take his name, address, the license
13 number of his motor vehicle, and the number of his operator's license, and shall issue
14 a summons or otherwise notify him in writing to appear at a time and place to be
15 specified in such summons and notice. **The arresting officer's original or**
16 **electronic signature shall be affixed to the summons.** The time shall be at least
17 five days after arrest, unless the person arrested demands an earlier hearing. If the
18 person arrested demands an earlier hearing, he shall have a right to an immediate
19 hearing or a hearing within twenty-four hours, at a convenient hour, to be before a
20 magistrate within the parish where the offense was committed. Except as otherwise
21 provided in this Section, the person arrested shall have the option of remaining in
22 custody pending his furnishing bail as fixed by a magistrate or depositing his
23 operator's license with the arresting officer, as provided in R.S. 32:411.

SB NO. 140

ENROLLED

1
2
3
4
5
6
7
8
9
10
11
12

* * *

§398.1. Traffic citations; form; issuance

A. All traffic enforcement agencies in this state shall provide traffic citations in appropriate form containing notices to appear, which shall be issued in through one of the following manners:

(1) books Books with citations in quadruplicate and meeting the requirements of this Part and approved by the commissioner.

(2) Electronic tickets or e-tickets meeting the requirements of this Part and approved by the commissioner. For the purposes of this Section, an "electronic ticket" or "e-ticket" means a ticket that is electronically generated and transmitted.

* * *

PRESIDENT OF THE SENATE

SPEAKER OF THE HOUSE OF REPRESENTATIVES

GOVERNOR OF THE STATE OF LOUISIANA

APPROVED: _____

Regular Session, 2008

ACT No. 240

ENROLLED

SENATE BILL NO. 752

BY SENATOR WALSWORTH

1
2
3
4
5
6
7
8
9
0
1
2
3
4
5
6
7
8
9
0
1
2
3

AN ACT

To amend and reenact R.S. 32:666(B) and (C), to enact R.S. 14:126.4, relative to tests for suspected drunken drivers; to provide relative to electronic signatures of officers; to provide penalties for false certification of arrest documents; and to provide for related matters.

Be it enacted by the Legislature of Louisiana:

Section 1. R.S. 32:666(B) and (C) are hereby amended and reenacted to read as follows:

§666. Refusal to submit to chemical test; submission to chemical tests; exception; effects of

* * *

B. In each instance that a person submits or refuses to submit to a chemical test, after being advised of the consequences of such refusal or submission as provided for in R.S. 32:661(C), the officer shall submit a ~~sworn~~ report in a form approved by the secretary. **The officer shall certify** that he had reasonable grounds to believe that the arrested person had been driving or was in actual physical control of a motor vehicle upon the public highways of this state while under the influence of alcoholic beverages or any abused or illegal controlled dangerous substance as set forth in R.S. 40:964, that he had followed the procedure in informing such person of his rights under R.S. 32:661(C), and that such person had submitted to the test or refused to submit to the test upon the request of the officer. In the case of a submission to the test, the officer shall provide complete information regarding the test as may be available at the time the ~~sworn~~ **certified** report is completed.

SB NO. 752

ENROLLED

1 C. Notwithstanding any law to the contrary, any law enforcement officer
 2 appointed as an ex officio notary public may exercise the function of a notary public
 3 to administer the oath required by this Section: In cases where electronic
 4 signatures are used, the officer shall affix his electronic signature to the report
 5 in the manner approved by the Department of Public Safety and Corrections.

6 Section 2. R.S. 14:126.4 is hereby enacted to read as follows:

7 §126.4. False certification of arrest documents

8 No person shall intentionally certify a false report required under the
 9 provisions of R.S. 32:666(B). Any person who violates the provisions of this
 10 Section shall be fined not more than five hundred dollars or imprisoned for not
 11 more than six months, or both.

PRESIDENT OF THE SENATE

SPEAKER OF THE HOUSE OF REPRESENTATIVES

GOVERNOR OF THE STATE OF LOUISIANA

APPROVED: _____

ENROLLED

ACT No. 647

Regular Session, 2008

HOUSE BILL NO. 885

BY REPRESENTATIVE WOOTON

1
2
3
4
5
6
7
8
9
10
11
12
13
14
15
16
17
18
19
20
21
22
23
24

AN ACT

To amend and reenact R.S. 32:667(D) and (E), relative to the suspension or revocation of driving privileges; to require the Department of Public Safety and Corrections to forward a record of a case to the division of administrative law; to require that the division of administrative law schedule a hearing after receiving the record; to permit the division of administrative law to grant a continuance of a hearing; and to provide for related matters.

Be it enacted by the Legislature of Louisiana:

Section 1. R.S. 32:667(D) and (E) are hereby amended and reenacted to read as follows:

§667. Seizure of license; circumstances; temporary license

* * *

D.(1) Upon receipt of a request for an administrative hearing, the ~~department~~ Department of Public Safety and Corrections shall issue a document extending the temporary license, which shall remain in effect until the completion of administrative suspension, revocation, or cancellation proceedings. ~~The department shall promptly schedule such request for hearing. The Department of Public Safety and Corrections shall forward the record of the case to the division of administrative law for a hearing within sixty days of the date of arrest.~~

~~(2)(a) No delay of the hearing shall be granted by the department, unless requested in writing at least three days prior to such hearing, and upon a showing of good cause for the delay. However, in the case of an unforeseen emergency the secretary or his designee may waive the requirement for a written request to be submitted three days prior to the hearing in order to grant a delay.~~

